


# Guide to Integration

Security & Automation / Energy Management /  
Entertainment / AV / Networking



# LEVITON GUIDE TO INTEGRATION

<b>Welcome to Leviton</b>	<b>01</b>	<b>Audiovisual Solutions</b>	<b>80</b>
Welcome Letter and Introduction	01	Introduction	83
Welcome To Leviton Integration Guide	02	BitWise™ Controllers	84
Residential Solutions	04	AV Signal Extension	86
Light Commercial Solutions	06	Multimedia Outlet System	90
Mixed-Use Solutions	08	QuickPort® Wallplates & Housings	94
		Audio Accessories	96
		Video Accessories	98
<b>Safety &amp; Security</b>	<b>10</b>	<b>Structured Media®</b>	<b>100</b>
Common Automation Questions	14	Introduction	103
Global Solutions	15	Populating the Structured	
Omni Automation Systems	16	Media Enclosure	104
Omni Accessories	18	Enclosures	106
Wireless Security Sensors	22	Mounting Brackets, Cabinet Patching	
Access Control	24	Solutions, & Accessories	112
Video Surveillance	26	Routers & Power	114
VOIP Intercom	27	Panels	116
Omni Interfaces	28	Modules & Expansion Boards	118
		Video Distribution, Splitters,	
		& Networking Connectors	120
<b>Energy Management</b>	<b>30</b>	<b>Wallplates</b>	
Lumina RF Energy Management	34	Introduction	125
Temperature Control and Monitoring	36	Renu® & QuickPort	126
HAI Lighting Control	42	Decora & QuickPlate®	128
Wireless Lighting Control	48	Home Theater Receptacles	130
Vizia RF + Lighting Control	50		
Omni-Bus Lighting Control	54	<b>Leviton Support</b>	<b>132</b>
VerifEye™	62	Communication	134
		Comparison Charts	138
		Wiring Charts and Diagrams	142
<b>Entertainment</b>	<b>66</b>	<b>Index</b>	<b>158</b>
Multiple Zones to Suit Your Lifestyle	69	Index by Part Number	158
Hi-Fi 2 Distributed Audio	70	Index by Product Type	172
Speakers	74		
In-Wall/In-Ceiling JBL Speakers	76		
In-Wall/In-Ceiling Spec-Grade Speakers	77		
JBL Outdoor Speakers	78		
Home Theater Speakers	79		



## Letter from the Vice President

I would like to thank you for your continued business and support! Leviton offers award-winning internet-connected security, audio/video, and energy management solutions. Combined with structured media, distributed audio, and a full line of speakers, plus wireless sensors, access control, lighting and HVAC controls, and smart grid products, the result is a comprehensive integration solution covering everything from data and connectivity backbones to energy metering.

Last year was our best ever. We enhanced our AV control portfolio with the acquisition of BitWise Controls, and grew our Omni-Bus DIN-rail lighting controls business with the acquisition of ClickOn Technologies. We integrated our Omni controllers with Leviton's commercial hardwired lighting controls and updated our Snap-Link Mobile apps. New features were added to all of our controllers and provided to our Dealer customers as a no-charge software update. And to keep these advancements easy to obtain, we created a new Dealer-only support website with the technical and marketing downloads that systems integrators need to succeed. International customers now have Omni security and automation controllers that meet strict standards for Europe and the United Kingdom. BitWise customers get new drivers and integration with Omni, Hi-Fi2, Omni-Bus and more for creating customizable apps and touchscreens.

This year, we are excited to open new opportunities to our customers with easy to install products for small commercial and hospitality marketplaces with a complete technology infrastructure. The wireless Lumina Gateway is a cost-effective energy manager that provides fast Return On Investment (ROI) and remote access using a free app for controlling multiple business locations. New AV extension solutions deliver high quality signals over category-rated cable for ease of use in conference rooms and seminar spaces. Check out the new Omnistat3 hotel room thermostat that can control lighting and other items in hospitality settings plus meets Title 24 requirements.

Be sure to sign up for our Dealer program at <http://dealer.leviton.com> for enhanced support as we continue our successful growth together!

Sincerely,


Richard P. Westfall  
Vice President / General Manager





# WELCOME TO LEVITON INTEGRATION GUIDE





## Bringing Everything Together

Leviton brings decades of automation and connectivity knowledge to provide the proper solution for homes and commercial buildings. The comprehensive integrated product line means there is a system for every budget. Each year, Leviton garners more recognition for developing and implementing innovative solutions.


- 04** Residential Solutions
- 06** Light Commercial Solutions
- 08** Mixed-Use Solutions

## Residential Solutions

Leviton offers everything needed for total home automation technology control. From surveillance and security to energy efficient lighting and power to comprehensive entertainment systems, Leviton security, connectivity, and automation innovations help create the ideal, stress-free home.



**1 SAFETY & SECURITY**  
Professional quality UL Listed security is built into Omni family controllers.



**2 CONNECTIVITY / WALLPLATES**  
From entertainment to security systems, easily integrate connections like ethernet, speaker, HDMI, USB, and stereo-jacks for unparalleled connected home connectivity.



**3 LIGHTING CONTROL**  
Set warm, pleasant moods for dining, movies, or entertaining. Have lights automatically turn on when arriving home and provide passive security for the "lived-in" look when on vacation.



**4 HIGH-SPEED NETWORKING**  
 Access the Internet anywhere in the home. Surf the web, stream movies, play games or remotely monitor and control the home with a smartphone or tablet.



**5 WHOLE-HOUSE AUDIO**  
 Share music throughout every room in the home. Use Bluetooth® to distribute streaming or stored music via a tablet or smartphone.



**6 STRUCTURED MEDIA**  
 In-suite solution for best in class networking.



**7 HOME THEATER**  
 Use an iPad® to create a full cinema experience (control audiovisual equipment, lower projection screens, and close window coverings).

**9 AUTOMATION**  
 Check and adjust security, temperatures, and lights via An OmniTouch Touchscreen or any smartphone or tablet.



**8 TEMPERATURE CONTROL & MONITORING**  
 Be comfortable and save energy while away. Smart phone app allows control of temperatures in greenhouses, humidors, wine cellars, aquariums, and attics.



## Light Commercial Solutions

Leviton combines high-quality performance with easy-to-use devices to provide comprehensive building automation and remote audiovisual network management. Maximize energy savings and safety by integrating security, energy management, and network devices, all with remote access control from a smartphone or tablet.



- 1 **TEMPERATURE CONTROL**  
Be comfortable during operational hours and save energy while away. Control temperatures in offices, storerooms, and reception areas.



- 2 **CONNECTIVITY / WALLPLATES**  
From entertainment to security systems, easily integrate connections like Ethernet, speaker, HDMI, USB, and Mini-Jacks for unparalleled reliable connectivity.



- 3 **DISTRIBUTED AUDIO**  
Use Bluetooth® to provide music throughout every zone in the building.



- 4 **HIGH-SPEED NETWORKING**  
Access the Internet anywhere in the building with high-speed Gigabit networks. Search the web, review presentations, check email, or remotely monitor the office from a smartphone or tablet.





**5** **COMMERCIAL LIGHTING**  
Control commercial lighting, including signage, interior and exterior lights, even table lamps.



**6** **ENERGY MANAGEMENT**  
Use Lumina RF to wirelessly control ventilation, fans, pumps, generators, fountains, and other high-draw devices.



**7** **DIGITAL SIGNAGE**  
Use a tablet or smartphone to control audiovisual equipment, lower projection screens, manage lobby displays, and open/close window coverings.



**8** **SAFETY & SECURITY**  
Professional quality UL Listed security is built into Omni controllers and integrates with surveillance cameras and access control.



**10** **CONFERENCE ROOM AUDIOVISUAL**  
Display high-definition video, control audiovisual equipment, lighting, and window coverings.



**9** **TELECOMMUNICATIONS ROOM**  
Manage all network infrastructure devices from one easy-to-access, secure, central location. Support easy moves, adds, and changes.

## Mixed-Use Solutions

Leviton delivers innovative solutions for comprehensive management of mixed-use buildings. From energy efficient automation to complete audiovisual networks, Leviton security, connectivity, and lighting and power devices help create a perfectly balanced residential/commercial environment.



- 1 SAFETY & SECURITY**  
Professional quality UL Listed security is built into Omni controllers and integrates with existing surveillance cameras and security systems.



- 2 CONNECTIVITY / WALLPLATES**  
From entertainment to security systems, easily integrate connections like Ethernet, speaker, HDMI, USB, and Mini-Jacks for unparalleled reliable connectivity.



- 3 TEMPERATURE CONTROL**  
Be comfortable during operational hours and save energy while away. Control temperatures in offices, storerooms, and reception areas.



- 4 HIGH-SPEED NETWORKING**  
Access the Internet anywhere in the home. Surf the web, stream movies, play games, or remotely monitor and control the home with a smartphone or tablet.







- 5 **ENERGY MANAGEMENT**  
Use Lumina RF to wirelessly control ventilation, fans, pumps, generators, fountains and other high-draw devices.



- 6 **STRUCTURED MEDIA**  
In-suite solution for best-in-class networking.



- 7 **WHOLE-HOUSE AUDIO**  
Share music throughout every room in the home. Use Bluetooth® to distribute streaming or stored music via a tablet or smartphone.



- 8 **DIGITAL SIGNAGE**  
Use a tablet or smartphone to control audiovisual equipment, lower projection screens, manage lobby displays, and open/close window coverings.

A photograph of a modern building interior. The scene is dominated by a large glass-walled room, possibly a conference room or office, which is brightly lit from within. The room contains a wooden table, several chairs, and a whiteboard. In the foreground, a dark wooden deck borders a swimming pool. The pool's surface is dark and reflects the interior lights and the building's structure. The background shows a dark, angular roofline of the building against a clear blue sky. Three pink circles are overlaid on the image: one in the top right corner, one on the right side of the glass wall, and one in the bottom right corner.

# SAFETY & SECURITY



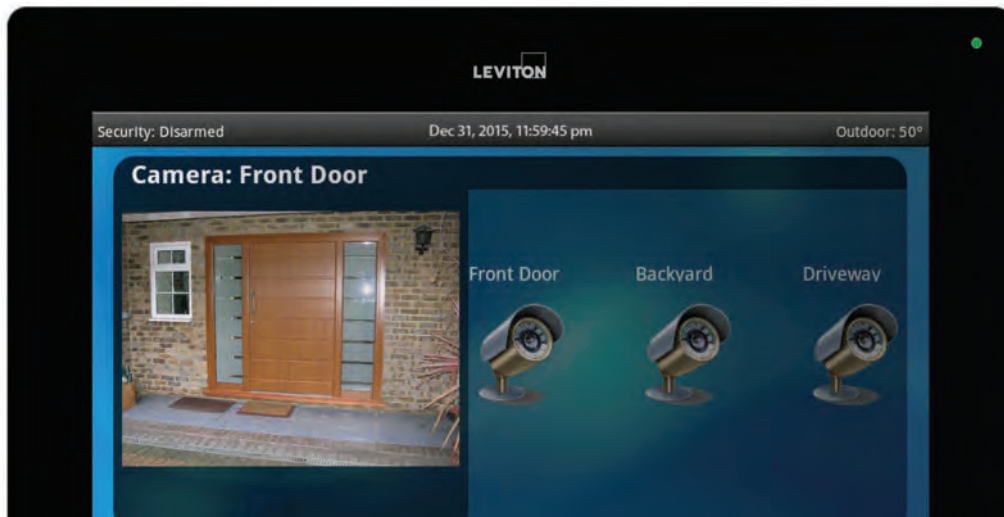


## Safety & Security


Leviton offers a complete suite of products designed to provide peace of mind. Whether checking an event log from a smartphone, watching video surveillance on an iPad®, or restricting access to a secure area, Leviton has you covered.

- 14** Common Automation Questions
- 15** Global Solutions
- 16** Omni Automation Systems
- 18** Omni Accessories
- 22** Wireless Security Sensors
- 24** Access Control
- 26** Video Surveillance
- 27** VOIP Intercom
- 28** Omni Interfaces

## SAFETY & SECURITY



A Leviton Omni control system takes the place of a standard security system. Integrate video surveillance, access control and wireless door locks for a secure property that's accessible from a tablet or smartphone.





## Omni Security & Automation Controllers

Omni control systems keep the entire property safe around the clock, coordinating virtually everything for enhanced energy savings, safety, and entertainment. Omni automation systems are dedicated security alarm panels, featuring built-in UL Listed, CP-01 compliant security and fire systems to detect intrusion, smoke and fire, carbon monoxide, water, vehicles, and other hazards through wired and wireless sensors. EN50131 and PD662 versions are available for EU and UK compliance.

Prevent unauthorized access to sensitive areas or entire buildings by controlling doors and gates. Incorporate surveillance cameras or wireless door locks for enhanced safety. If a built-in security system is not desired, use Leviton's energy-saving Lumina Gateway or AV-Focused BitWise automation system.

### Utilize Many Technologies and Protocols

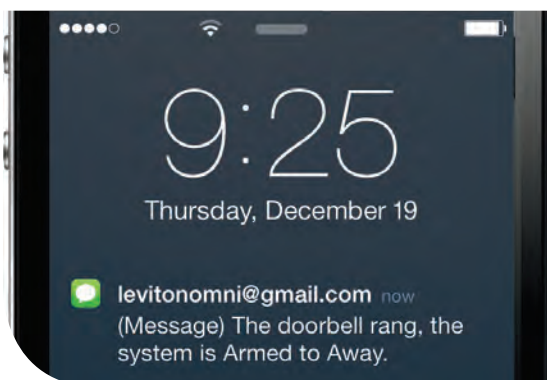
Omni systems are versatile, controlling small condos with the same quality equipment capable of controlling warehouses. The scalable solution means you can add new features whenever you want, using a wide variety of open protocols. The reliable Omni automation controller is the brain of the property, coordinating ZigBee®, Z-Wave®, UPB™, KNX®, DALI, and many more standard home and building automation protocols to enhance energy savings and increase safety.

### Automate to Simplify Life

Based on schedule or event, automate systems including security, access control, HVAC, lighting, irrigation, ventilation, pumps, fountains, window coverings, and more. Leviton automation systems can turn off lights, fans, water heaters, fountains and pool pumps when the property is unoccupied to save money. Push one button at night to turn off lights, turn off AV equipment, close window coverings, lower temperatures, lock doors, etc.

### Remote Access: Anywhere, Anytime

Omni automation systems provide remote access, allowing one to view live surveillance footage, unlock a door, view event logs, or activate the alarm at any time from a tablet, smartphone, or PC with zero monthly fees. Utilize an Omni Notifier to receive email or SMS text alerts based on energy or security events.





## Common automation questions and answers

### What automation platforms exist?

If UL listed security and access control is desired, utilize the safety-focused Omni security & automation systems. The Lumina Gateway eco-system focuses on wireless energy management for small commercial properties. The BitWise AV control systems offer a customizable platform for commercial and residential.

### What is Automation?

Comprehensive automation can coordinate security, temperatures, lighting, and audio/video automatically for safety, energy savings, and convenience. Dimming lights and changing heating and cooling setpoints while away can greatly reduce energy costs. Remote access lets the user view security video, dim lights, or lower temperatures via a mobile device.

### Is the system easy to understand and operate?

Yes. Easy-to-recognize icons allow manual control from familiar devices. Children and new employees alike can learn and understand how to use basic features of the system. Day-to-day events are controlled with one button. Don't forget, many home or business functions are automated based on schedule or common event.

### Can the system expand easily?

Yes. Leviton has partnered with many other companies in related industries so you can expand and customize the automation system now, or at any time in the future.



### Is the system affordable?

Yes. Leviton offers an integrated system for every lifestyle. Price depends on the size of the home or business and options that are desired.



## Leviton provides global automation solutions

### Multi-language support

Omni security & automation control systems, programming software, and interfaces are available in a wide variety of world languages to suit international as well as domestic markets.

Leviton aims to make an automation system comfortable and familiar for every user and has security & automation systems available in several languages. For instance, Snap-Link Mobile app for iPhone®, iPad®, and iPod® Touch® is available in seventeen different languages: Arabic, Catalan, Chinese (Simplified and Traditional), Croatian, Dutch, English, French, German, Greek, Hebrew, Italian, Portuguese, Russian, Spanish (European and Latin American), and Turkish.



Above: Snap-Link iOS® app in Italian

Leviton has global sales offices and a team of knowledgeable sales managers and representatives to serve your market. Leviton conducts international trainings and invites you to our hands-on New Orleans factory training.

### International market support

As part of our continuing endeavor to support international markets, Leviton acquired Omni-Bus DIN Rail Lighting Technology and BitWise Controls.




The International Omni Console features language neutral symbols to serve a full range of markets.



### EN50131 and PD6662 Compliant

Additionally, in 2015 we have developed a specialized security system that meets the needs of the European and specifically British markets with Level 2 EN50131 as well as PD6662 compliance for police response. Special part numbers are available for OmniPro II, Omni IIe, Omni LTe, Expanders, and Consoles. Utilize Leviton's Omni-Bus for DIN Rail lighting control or tie in to DALI and KNX systems.


# Omni Automation Systems - Controllers




A, A1




B



C



D



E, E1


## PRODUCT INFORMATION

Description	Features	Cat. No.
[A] OmniPro II Controller	The flagship Leviton home automation controller. Includes the OmniPro II controller with enclosure, lock set with two keys, RJ31X cord and jack, manuals. Part 20A00-2 is English language. For other available languages add language code to part number: French (FR) and Latin American Spanish (SPA).	20A00-2
[A1] European OmniPro II in Enclosure	EN50131 Grade 2 and PD6662 Compliant. (Italian language version - OP202-9IT also available).	OP202-900
[B] OmniPro II Commercial Controller	OmniPro II controller with commercial attack-proof enclosure, lock set with two keys, RJ31X cord and jack, manuals. Available in English.	20A00-5
[C] OmniPro II - Board Only	OmniPro II controller board only. Part 20A00-21 is English language. For other available languages, add language code to part number: Catalan (CAT), French (FR), Italian (IT), Latin American Spanish (SPA), and European Spanish (SPE), *Arabic (AR), *Simplified Chinese (CHS), *Traditional Chinese (CHT), *German (GER), *Hebrew (HE), *Portuguese (POR), *Russian (RU).	20A00-21
[D] OmniPro II Controller for Leviton Structured Media Center	OmniPro II controller on mounting plate for structured wiring enclosures, RJ31X cord and jack, manuals, accessory kit, wiring diagram for enclosure door. Part 20A00-8 is English language. For other available languages add language code to part number: Catalan (CAT), French (FR), Italian (IT), Latin American Spanish (SPA), and European Spanish (SPE), *Arabic (AR), *Simplified Chinese (CHS), *Traditional Chinese (CHT), *German (GER), *Hebrew (HE), *Portuguese (POR), *Russian (RU).	20A00-8
[E] Omni Ile Controller	Omni Ile controller with enclosure, lock set with two keys, RJ31X cord and jack, manuals. For other available languages, add language code to part number: Latin American Spanish (SPA).	20A00-50
[E1] European Omni Ile in Enclosure	EN50131 Grade 2 and PD6662 Compliant. (Italian language version - 20A50-9IT also available).	20A50-900

\*English controller with translated manuals and labels. Mobile interfaces available.




# Omni Automation Systems - Controllers



PRODUCT INFORMATION		
Description	Features	Cat. No.
[A] Omni ITe Controller for Structured Wiring Enclosures	Omni ITe controller on mounting plate for structured wiring enclosures, RJ31X cord and jack, manuals, accessory kit, wiring diagram for enclosure door. Part 20A00-52 is English language. For other available languages add language code to part number: Catalan (CAT), French (FR), Italian (IT), Latin American Spanish (SPA), and European Spanish (SPE), *Arabic (AR), *Simplified Chinese (CHS), *Traditional Chinese (CHT), *German (GER), *Hebrew (HE), *Portuguese (POR), *Russian (RU).	20A00-52
[B] Omni ITe - Board Only	Omni ITe controller board only. Part 20A00-53 is English language. For other available languages add language code to part number: Catalan (CAT), French (FR), Italian (IT), Latin American Spanish (SPA), and European Spanish (SPE), *Arabic (AR), *Simplified Chinese (CHS), *Traditional Chinese (CHT), *German (GER), *Hebrew (HE), *Portuguese (POR), *Russian (RU).	20A00-53
[C] Omni LTE Controller	Omni LTE controller with enclosure, lock set with two keys, RJ31X cord and jack, manuals. Part number 20A00-70 is English language. For other available languages add language code to part number: French (FR) and Latin American Spanish (SPA).	20A00-70
[C1] European Omni LTE in Enclosure	EN50131 Grade 2 and PD6662 Compliant. (Italian language version - 20A70-9IT also available).	20A70-900
[D] Omni LTE Controller for Structured Wiring Enclosures	Omni LTE controller on mounting plate for structured wiring enclosures, lock set with two keys, RJ31X cord and jack, manuals. Part number 20A00-72 is English language. For other available languages add language code to part number: Catalan (CAT), French (FR), Italian (IT), Latin American Spanish (SPA), and European Spanish (SPE), *Arabic (AR), *Simplified Chinese (CHS), *Traditional Chinese (CHT), *German (GER), *Hebrew (HE), *Portuguese (POR), *Russian (RU).	20A00-72
[E] Omni LTE - Board Only	Omni LTE controller board only. Part 20A00-73 is English language. For other available languages add language code to part number: Catalan (CAT), French (FR), Italian (IT), Latin American Spanish (SPA), and European Spanish (SPE), *Arabic (AR), *Simplified Chinese (CHS), *Traditional Chinese (CHT), *German (GER), *Hebrew (HE), *Portuguese (POR), *Russian (RU).	20A00-73

\*English controller with translated manuals and labels. Mobile interfaces available.

# Omni Accessories




A



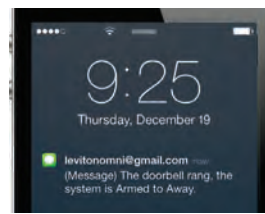
B



C, C1



D




E



PRODUCT INFORMATION			
Description	Features		Cat. No.
[A] 16 Zone Hardwire Expander	Terminals are provided for 16 additional zones that can be programmed for burglary, fire, temperature or auxiliary inputs (for use with all Leviton controllers except Omni LTe and Omni LT).		10A06-1
[B] Expansion Enclosure	16 Input/16 Output Expansion Board with enclosure, lock set with two keys, accessory kit, instructions. Reduces wiring use in larger installations (for OmniPro II). Can be remotely located from controller. Provides additional battery-backed power for security and temperature sensors.		17A00-1
[C] 16 Zone/16 Output Expansion	16 Zone Input/16 Output Expansion Board on a universal mounting plate with accessory kit, instructions for installation in structured wiring enclosures (for OmniPro II). Can be remotely located from controller. Provides additional battery-backed power for security and temperature sensors.		17A00-9
[C1] European 16 Zone/16 Output Expander	EN50131 Grade 2 and PD6662 Compliant.		0A179-9EU
[D] Expansion Board Only	16 Input/16 Output Expansion Board only (for OmniPro II). Can be remotely located from controller. Provides additional battery-backed power for security and temperature sensors.		17A00-8
[E] Omni Notifier	Add email and text notifications with zero fees to your home or business. Use with a new or legacy Leviton automation system. Simply plug in the email and text notification module to a network and any current Leviton Omni control system via the RS-232 port. Mount the board directly over the controller using provided standoffs. No service contracts required, yet you can remain in constant contact with your property, having it notify you of special events or emergencies.		20A30-1
[F] PC Access Software	Required setup software for Omni Systems.		1105W 1106



# Omni Accessories




PRODUCT INFORMATION			
Description	Features		Cat. No.
[A] 1. Omni Console 2. Omni Console with Built-in Speaker/Microphone 3. International Market Omni Console 4. International Market Omni Console with Built-in Speaker/Microphone	Cool blue LCD surface mount console, connector kit, instructions. Controls security, lighting, temperatures, buttons, events, setup and other functions. International versions feature easy to understand symbols rather than text. Parts 33A00-4 and -24 require the Two-Way Voice Module (Leviton part #10A11-1). See special wiring instructions in wiring section.		33A00-1 33A00-4 33A00-23 33A00-24
[A1] European Console Tamper Kit	For use with 33A00 series consoles in EN50131 Grade 2 and PD6662 applications.		ENTMP-9EU
[B] Flush Mount Kit	White flush mount back box for use with 33A00-1, 33A00-4, 33A00-19, 33A00-20, 33A00-23, 33A00-24, 33A00-25, and 33A00-26 consoles and keypads (not included). Includes mounting bracket, instructions.		33A00-3
[C] 1. Surface Speaker Microphone 2. Flush Speaker Microphone	A speaker and microphone assembly that allows two-way communication with a central station after an alarm, paging and listening from an on-premises or remote phone, annunciation of alarm and zone by voice, and voice messaging when connected to a Two-Way Voice Module (Leviton part #10A11-1). Includes speaker and microphone, surface mount enclosure, instructions.		28A00-1 28A00-2
[D] Two-Way Voice Module	Talk or listen through the telephone interface either locally or remotely. Have your system announce messages based on events in the house. For example, "guest at door" or "back door open". Includes two-way voice board, mounting material, and instructions. Use with the 33A00-4 or 33A00-24 consoles, 33A00-20 keypad, 28A00-1 Surface Speaker/Mic, or 28A00-2 Flush Speaker/Mic.		10A11-1
[E] ZigBee® Interface Module (ZIM)	Wireless interface and coordinator for Lumina RF products. Plugs into serial port on Leviton Omni family controller and allows control of Leviton Wireless Energy Management Components. Display helps setup and installation of wireless systems. Uses Lumina RF wireless communication. Six foot cable included. Powered by the Leviton Omni controller.		81A00-3WHZB

# Omni Accessories



PRODUCT INFORMATION			
Description	Features		Cat. No.
[A] RS-232/RS-485 Serial Board	Allows an Omni controller to be connected to a personal computer or other system to exchange data and commands. The controller can be accessed continuously and in real time through the interface without affecting the operation of the controller. Includes RS-232/485 serial board, accessory kit, 20 pin cable, instructions.		10A17-1
[B] 1. Four Relay Module 2. Eight Relay Module	Relay Modules are used to convert voltage outputs to Form C relay contacts for switching pumps, motors, commercial lighting, remote control breakers, and sprinkler systems. For use with Omni controllers.		10A07-1 19A00-1
[C] Universal Mounting Plate	Mounting plate, hardware kit & instructions. Used to mount Leviton's Omni Hi-Fi 2 main board assemblies, expanders, and accessories for installation in structured wiring enclosures.		20A07-2
[D] Enclosure Lock and Two Keys	Lock for enclosure and pair of matching keys. Included with 17A00-1 and 95A09-1.		21A06-1
[E] Hardwired Load Control Module	20 AMP Relay Module that connects directly to voltage outputs on Leviton home controllers and expanders and includes a manual override switch. Can control 120, 240, or 277VAC loads. Ideal for lighting control in small commercial environments. Requires 120V and neutral wires.		72A00-1

# Omni Accessories



PRODUCT INFORMATION			
Description	Features		Cat. No.
[A] KNX® Gateway	The Leviton KNX® Gateway allows Omni controllers (OmniPro II, Omni Ite, Omni LTE) to communicate with and control KNX® devices installed on the network. Lighting, temperature and motors (window coverings, shades, shutters, etc.) are among the many KNX® devices that can be controlled from a Leviton interface or via controller programming.		97A00-1
[B] One Port PoE Injector	Single port PoE injector that is fully compatible with Powered Devices that comply with the IEEE 802.3af standard. Can provide power to one OmniTouch 7 Touchscreen or other Powered Devices (such as BitWise, PoE IP cameras, PoE Wireless Access Points, PoE Printer, etc.) without requiring additional power wiring to the device. Provides up to 15.4 watts of power and 10/100M data transmission through the traditional CAT-5 cable.		90A00-1
[C] 1. Eight Port PoE Switch 2. Eight Port PoE Switch with Structured Wiring Backplate	Power Source Equipment (PSE) device that is fully compatible with IEEE 802.3af standard compliant devices. Powers up to seven OmniTouch 7 Touchscreens (one port must be connected to the network). PoE ports can also power other powered devices (such as the BitWise, PoE IP cameras, PoE Wireless Access Points, etc.) without additional power wiring to the device. Each PoE port can provide 15.4 watts of power and 10/100M data transmission through traditional CAT-5 cable to the Powered Device.		91A00-1 91A00-2
[D] Serial PC Cable	7 foot cable, modular to DB-9F - connects Omni controller serial ports to computer RS-232 serial port for use with PC Access, and other Leviton Connectivity Partners.		21A05-2
[E] UPB™ Powerline Interface Module to Computer Cable	7-foot cable, modular to DB-9F - connects Leviton UPB™ Powerline Interface Module to computer RS-232 serial port for use with UPStart software. UPStart may be downloaded for free. Also used for Leviton Connectivity Partners, as directed.		36A05-2
[F] Serial Connectivity Cable	7-foot cable, modular to DB-9M - connects controller to serial ports for Russound, NuVo, RadioRA, Centralite, Jandy, and other Leviton Connectivity Partners.		36A05-4
[G] Leviton Security & Automation Serial Server	RS232/RS485 to TCP/IP converter integrated with a robust system and network management features designed for serial equipment to be accessed and controlled via Intranet or Internet.		93A00-1



## Wireless Security Sensors

### Features and Benefits

Utilize Leviton's wireless sensors with Omni control systems.



A



B



C



D



E



F



G

### PRODUCT INFORMATION

Description	Features	Cat. No.
[A] 64-Zone Wireless Receiver	433 MHz wireless receiver for use with Omni controller. Allows up to 64 unique wireless security transmitters to report information to a Leviton Omni controller. Includes Receiver Signal Strength Indicator (RSSI) capability, indicating signal strength of the transmitter as good, fair, or poor. That information is stored in the Leviton system and can be accessed from any Leviton console, OmniTouch Touchscreens or PC Access. This information is important to an installer to ensure optimum placement and performance of the transmitters and receivers.	45A00-1
[B] Glass Break	The 61A00-1 Wireless Glassbreak Detector is an omnidirectional acoustic sensor and wireless transmitter. It is used for detecting the sound of breaking glass, providing 360° of coverage. Requires a Leviton 64 Zone Wireless Receiver (Leviton part #45A00-1). Uses a CR23A lithium ion battery, included.	61A00-1
[C] PIR Motion Detector	Quad element detector reduces false alarms. 33lbs. and 55lbs. pet immune settings. 30'x 50' coverage. 3-year battery life. Includes quad motion detector with wall and ceiling mount hardware, wide-angle lens, battery, instructions. Requires an Leviton 64 Zone Wireless Receiver (Leviton part #45A00-1). Uses CR123A lithium ion battery, included.	47A00-2
[D] Four-Button Wireless Keypad	May be programmed to control any Leviton Omni home control system feature, such as lights, temperatures, macros, and the security features of an Omni family system. Requires a Leviton 64 Zone Wireless Receiver (Leviton part #45A00-1). Uses CR2032 lithium ion battery, included.	69A00-1
[E] Four-Button Keyfob	Can be programmed to control any Leviton controller feature, such as lights, temperatures, macros, and security. Includes instructions. Requires a Leviton 64 Zone Wireless Receiver (Leviton part #45A00-1). Uses CR2025 lithium ion battery, included.	48A00-1
[F] Panic/Alert Pendant	Can trigger outgoing phone calls to up to 8 different numbers, an e-mail notification, or video surveillance recording. Includes Panic/Alert pendant with lanyard, battery, and instructions. Requires a Leviton 64 Zone Wireless Receiver (Leviton part #45A00-1). Some features may require additional equipment. Uses CR2032 lithium battery, included.	50A00-1
[G] Wireless Receiver for GE InterLogix	64 Zone wireless receiver, with LED display for GE/ITI/Caddx transmitters. Works only with GE compatible sensors, not Leviton wireless security sensors.	42A00-2

## Wireless Security Sensors



PRODUCT INFORMATION			
Description	Features		Cat. No.
[A] Wireless Driveway Sensor	No digging or underground cable required. Uses earth's magnetic field to detect moving vehicles. Activate lighting, video surveillance, and more when a vehicle is detected in a driveway or parking area. Magnetic sensing range of 12 feet with three sensitivity modes for precise installation. Two unique mounting options including stake or post/wall mount. Operates in temperatures between -20-120°F. Requires a Leviton 64-Zone Wireless Receiver (Leviton part #45A00-1). Uses two C-cell alkaline batteries, included.		63A00-1
[B] Door/Window Transmitter	3 Zone Door/Window Transmitter with a mercury tilt switch for garage doors. Includes Door/Window 3 Zone transmitter with tilt switch, magnet, mounting hardware, battery, instructions. Requires a Leviton 64 Zone Wireless Receiver (Leviton part #45A00-1). Uses CR123A lithium ion battery, included.		46A00-1
[C] Mini Contact	The 58A00-1 Mini Door/Window Transmitter is a miniature (1.7"H x 1"W x .65"D) supervised wireless transmitter that comes with a case tamper switch, wall tamper switch, and a replaceable Lithium battery. The 58A00-1 is a single zone miniature version of the existing 46A00-1 Three Zone Door/Window Transmitter. Requires a Leviton 64 Zone Wireless Receiver (Leviton part #45A00-1). Uses CR2450N lithium ion battery, included. Two hard wire inputs in addition to built-in reed switch.		58A00-1
[D] Vanishing Contact	The 57A00-1 Vanishing Door/Window Transmitter is an ultra-thin (1.5"H x 1"W x .38"D) supervised wireless contact. It has beveled edges that vanish into any décor. It also features a bypass button that allows you to manually bypass the transmitter, which automatically restores when the magnet is replaced. Requires a Leviton 64 Zone Wireless Receiver (Leviton part #45A00-1). Uses CR2032 lithium ion battery, included.		57A00-1
[E] Wireless Recessed Door Contact	This recessed supervised wireless transmitter is used for the protection of doors and windows in installations where the contact must be totally hidden. The transmitter is concealed within the door or window frame for virtual transparency. It is supplied with a replaceable lithium battery that lasts for 5 years under normal conditions. Requires a Leviton 64 Zone Wireless Receiver (Leviton part #45A00-1). Uses CR23V lithium ion battery, included.		56A00-1

## Access Control Based on Time, Day or Person

### Features and Benefits

Proximity card readers and accessories connect to a Leviton system for complete access control. Popular uses of Leviton's access control include restricting access to storage closets, outbuildings, gyms, theaters, cellars, and pools.

Simplified wiring makes for efficient residential or small commercial use. Everything between the controller and the readers—including power—goes over a single four-conductor or CAT-6 cable.

Each card is attached to a user code in the Leviton Omni automation controller which can be managed with specific privileges. For instance, users can be granted privileges based on time and date, and access can be restricted to specific readers.

Each swipe can perform as many actions as desired and these results can be customized by time of day, arming condition, or any other event the Leviton control system is monitoring, including lighting, temperature, video surveillance, and audio.



**Lock or unlock doors via OmniTouch 7 or remotely via Snap-Link Mobile for iOS/Android**

Door Locks can easily be activated with the push of a button.



## Access Control Part Numbers

PRODUCT INFORMATION			
Description	Features		Cat. No.
[A] Access Control Reader	High security, digitally encrypted, 26-Bit Proximity card reader that connects to a serial port on an Omni system. The reader has durable and scratch resistant polycarbonate housing. Full epoxy potting ensures successful operation even in harsh environments. The 75A00-2 can be mounted to metal door frame (mullion) or to any flat wall surface. Two-color LED (green and red) and Piezo sounder guarantee accurate reliable door access operations.		75A00-2
[B] Access Control Keypad	Weatherproof and vandal resistant piezoelectric keypad designed to interface with Leviton home controllers. Buttons work simply by tapping the surface. Sleek keys of the outdoor keypad can be operated with a bare finger or a snow-covered glove. Stainless steel outdoor keypad, cable assembly, instructions. Connects via serial port on Omni controller (does not use console/keypad port on console bus). Temperature range: -31°F to 140°F.		54A00-1
[C] Access Control Card, Pack of 10	Credit card size 1.7mm thick high security proximity card with fully encrypted format stored on the card. Thin, flexible, and light enough to be carried in a purse or wallet. Preprogrammed at the factory with a unique encryption code. Provides a read range up to 4".		78A00-1
[D] Access Control Key Tag, Pack of 10	Very small (only 4 grams). High security digitally encrypted proximity key tag. Hole for a key ring or Leviton. Pre-programmed at the factory with a unique encryption code. Small and durable enough to fit on a key ring. Provides a read range up to 2".		78A00-2
[E] 12VDC Electric Door Strike (Fail Secure)	When used with 75A00-2 Access Control Reader, this door strike securely locks and unlocks a door without the need of a key. Allows the door to be locked when closed, but can be automatically unlocked by the system, or manually unlocked with a key. 12VDC Fail-Secure device, which means the door unlocks when power is connected (i.e. the door is locked when power fails).		79A00-1
[F] Power Hub in Enclosure Power Hub for Structured Wiring Enclosures	General purpose 12VDC power supply mounted in enclosure (83A00-1). Designed to provide power to several Leviton products, including Leviton Access Control Readers with electric or magnetic locks, Omni consoles, and many other devices. The Leviton Power Hub provides battery backed power for connected devices. Convenient connections and power terminals for a neat installation. Designed to eliminate unsightly transformers, power strips, external power supplies, battery backup units, and complex wiring normally associated with access control installations. Up to five (5) Amps total; Connectors for 2 sealed batteries, 12V@4-8Ah each (not supplied); Power for 8 Leviton Access Control Readers (75A00-2, with electric and magnetic locks) OR eight Omni Consoles and/or OR four Leviton Access Control Readers (75A00-2, with electric and magnetic locks) and four Omni Consoles.		83A00-1 83A00-2

# Video Surveillance

## Features and Benefits

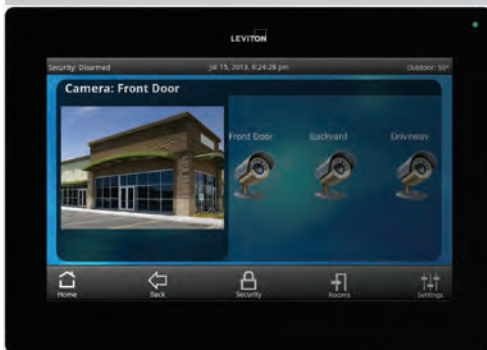
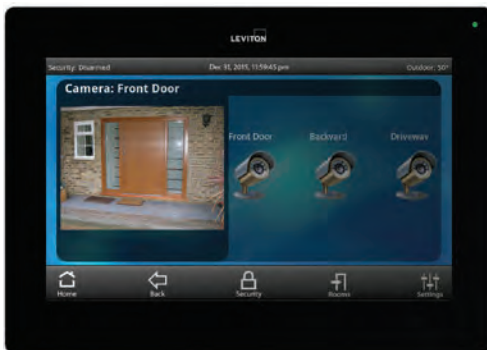
Confirm the security and safety of a business location, residence, or vacation home in an instant. View surveillance video of the front entrance, business interior, nursery, or driveway. On vacation and concerned about the safety of the property? Want to check up on children, elderly relatives, or pets from the office? Leviton's surveillance video may be viewed remotely on a smartphone/tablet with Omni Systems.



A

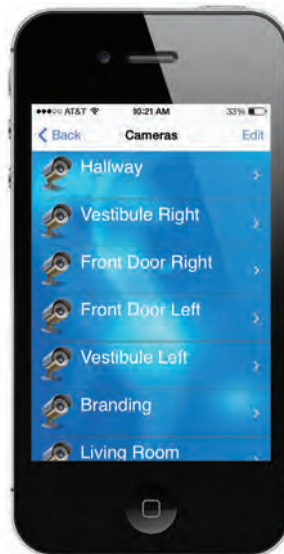
## PRODUCT INFORMATION

Description	Features	Cat. No.
[A] Indoor/Outdoor Mini Dome IP Camera	Full High Definition 1080p at up to 30 frames per second. View on your smartphone, tablet, or OmniTouch Touchscreen. Simultaneously streams H.264 and MJPEG video (dual stream). Thanks to the built-in web server, you can view live and recorded video from a PC and have still video frames emailed to you or uploaded to an FTP site when motion is detected in an area. Record video to a Micro SD card or PC. Camera automatically switches to black and white at night for enhanced viewing capabilities. Features a weatherproof dangle and is rated IP66 for outdoor use (operational temperature 14 degrees F to 122 degrees F). With Power over Ethernet, there is no need for power supplies or power outlets.	68A11-1



## View live surveillance from OmniTouch 7 or Snap-Link Mobile

Press a camera icon to select feed. Double-tap thumbnail to enlarge to full screen.



# VOIP Intercom Door Station

## Features and Benefits

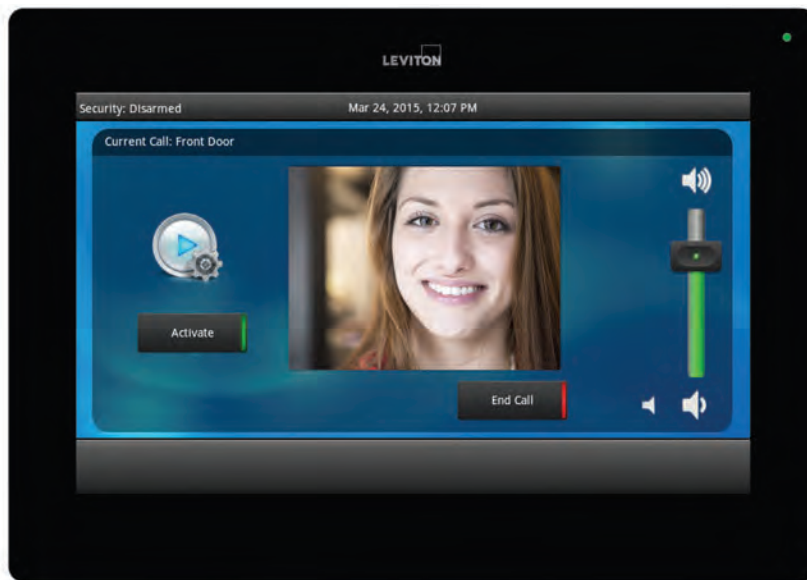
Connect with OmniTouch 7 Touchscreens to control access at front gates and entryways. End-users can press the call button which will ring the programmed touchscreens. The individual inside the building can answer or reject the call. Once connected, the IP camera from the door station will display live footage of the area on the selected touchscreens. Additionally, a homeowner or employee can utilize an on-screen macro button to remotely unlock a door or gate and allow the guest inside.

## PRODUCT INFORMATION

Description	Features	Cat. No.
[A] Intercom Door Station	Integrated wide angle IP camera, capacitive touch call button, electric lock switch with remote unlock, built-in speaker and microphone with adjustable volume/sensitivity. Works on an Ethernet Network using SIP communication protocol (connects to third party SIP server) and PoE (Power over Ethernet). Has an integrated web server for configuration. Designed to be flush mounted with metal backbox and water resistant IP65 front panel.	INDS1

## Front Door to Touchscreen Communication

Press a button to let a guest inside after confirming their arrival.





# OmniTouch 7 Touchscreen



PRODUCT INFORMATION		
Description	Features	Cat. No.
OmniTouch 7 Touchscreen	<p>The OmniTouch 7 is now able to work with either Omni, BitWise, or Lumina Gateway control systems via a firmware update.</p> <p><b>New Omni Features:</b> Intercom Capability, camera pop-up based on “When” event; Window Covering Category for Somfy; Support Category for Installer Contact Information; “All Off” Lighting Button.</p> <p><b>Omni Security:</b></p> <ul style="list-style-type: none"> <li>• Arm or Disarm security system or alert emergency personnel.</li> <li>• Quickly check whether all doors are locked and either unlock or lock any door.</li> <li>• View crisp IP surveillance video footage.</li> <li>• Quick glance LED on the top right corner is green when security is disarmed and red when armed.</li> </ul> <p><b>Omni Energy Management:</b></p> <ul style="list-style-type: none"> <li>• Utilize slider bars to adjust lighting load levels from 0 to 100%.</li> <li>• Access up to 64 thermostats including humidity settings.</li> <li>• Control irrigation, ventilation, and window coverings.</li> </ul> <p><b>Omni Entertainment:</b></p> <ul style="list-style-type: none"> <li>• Control Leviton’s Hi-Fi 2 Distributed Audio System or a compatible system from a Connectivity Partner.</li> </ul> <p><b>Overall Specifications:</b></p> <ul style="list-style-type: none"> <li>• Large approx 7” diagonal viewing area with minimal plastic surround available in Black or White.</li> <li>• 7.25”x5.125”x0.55” on exterior wall surface, and 6”x4”x1” behind surface of wall.</li> <li>• Glass front capacitive touchscreen at 800x480 resolution.</li> <li>• PoE connection provides all power and communication.</li> <li>• Optional 12VDC power can be used if not utilizing PoE.</li> <li>• Firmware updates via Ethernet.</li> <li>• 2 watt mono digital amplifier and speaker.</li> <li>• Two digital MEMS microphones for improved noise and echo cancellation.</li> <li>• Light sensor allows automatic dimming of display backlight.</li> </ul>	99A00-1 (White) / 99A00-2 (Black)
OmniTouch 7 Touchscreen	Table top Display, includes rubber feet.	99A16-1 (White) / 99A16-2 (Black)

# Snap-Link Mobile for iOS and Android



## Features and Benefits

Snap-Link Mobile for iOS and Snap-Link Mobile for Android put Omni home and business control in the palm of your hand with zero monthly fees. Simply purchase the app from the appropriate app store, and get instant access to the property. You can even access multiple properties from a single app!

Secure encrypted communication over Wi-Fi or cellular data networks. The app is available in supported regions for multi-lingual support. No third parties other than cellular service are required for operation.

Requires a Leviton Omni Pro II, Omni IIe or Omni LTE control system.

### Total Control with no monthly fees

- Set lighting levels or audio from 0-100% with a sliding scale - or use quick scene buttons.
- View real time surveillance camera video - front door, nursery, pool, boat dock, etc.\*
- Adjust heating and cooling and view humidity and outdoor temperatures.
- Arm/disarm the alarm. View a security log to monitor entry/exit activity.
- Select music sources and adjust volume levels in individual rooms or the entire property.
- iOS App supports 17 different popular world languages.
- Access multiple accounts.

### Simplify with one app on multiple devices for one price

Purchase and maintain a single app for your iOS or Android devices. Utilize on any device that is attached to the appropriate iOS or Android account.

\*Requires appropriate cellular provider plan and cameras.



# ENERGY MANAGEMENT





## Energy Management

Leviton energy management products make homes and businesses more comfortable while saving energy. Automatically coordinate lighting, temperatures, pumps, fountains, water heaters, window coverings, and other energy-consuming devices. Save money by automating based upon schedules or events.

- 34** Lumina RF Energy Management
- 36** Temperature Control and Monitoring
- 42** HAI Lighting Control
- 48** Wireless Lighting Control
- 50** Vizia RF + Lighting Control
- 54** Omni-Bus Lighting Control
- 62** VerifEye™

## LUMINA RF CONTROL SYSTEMS



Cover 100% of Your Energy Management Needs.  
Make facilities more energy efficient. According to the U.S. Department of Energy, energy is consumed in several major ways, all of which can be monitored and controlled.



## Lumina Gateway and Lumina RF Eco-System

The affordable Lumina Gateway and Lumina RF product family provide wireless energy management and remote access for small commercial applications utilizing wireless sensors and devices to control temperatures, lamps, fans, pumps and third-party window coverings. The system features scheduling event logic, up to 40 connected wireless two-way sensors and load control, free email or SMS text notification based on event, free apps for remote access, and free software for setup.

### Why Use Lumina RF in a Small Commercial Facility?

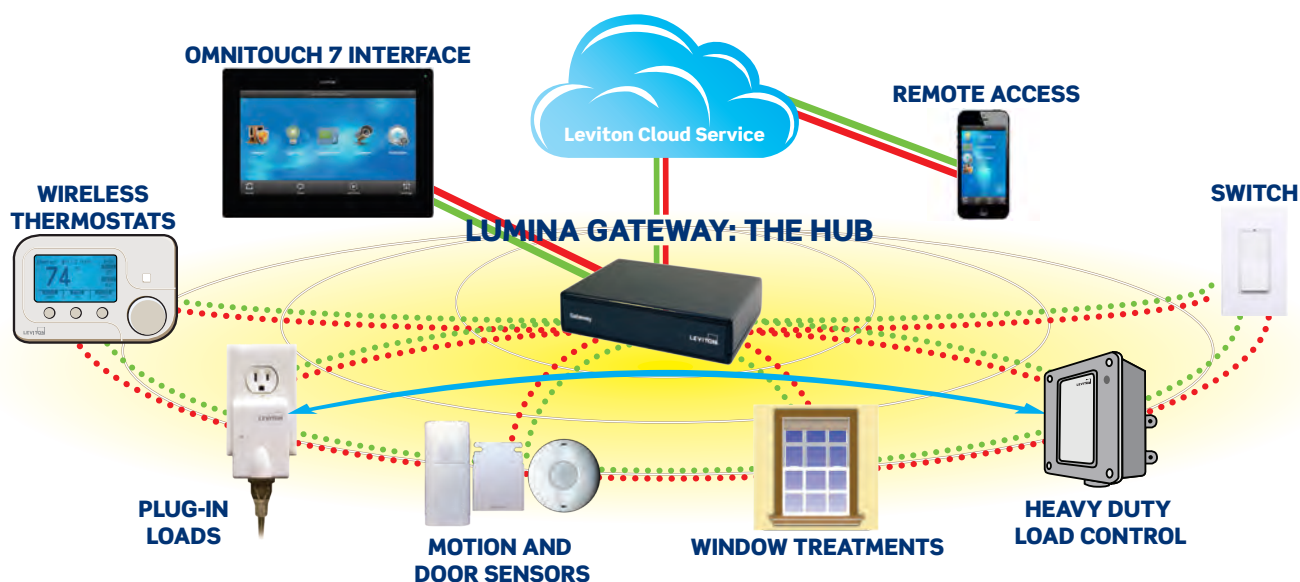
The Gateway itself functions as an energy management coordinator allowing automation of loads and control of multiple properties from smartphone apps. Centralized timing functions make load scheduling simple for signage and other important facets of the business. Using the downloaded setup software, program the system to notify when an event has occurred on the property. Choose from wireless sensors for open/close, motion or occupancy events. Thermostats provide temperature/humidity notification. As well, Lumina Gateway working with thermostats provides advanced scheduling and remote control via apps.

### What is Lumina RF?

The Lumina Gateway features Lumina RF wireless technology. This 2.4GHz mesh network technology has a proven track record in light commercial applications for distance and reliability. Choose from a variety of load control devices to turn nearly any light commercial load on/off.

### What is Leviton Cloud Service?

Leviton Cloud Service was created for the professional installer as a method to facilitate user-friendly system connections, proper installation, and secure encrypted communication. To register and download the free setup software, please visit <http://cloud.leviton.com>





## Lumina Gateway and Lumina RF Devices

### Features and Benefits

Leviton's powerful wireless Lumina RF products ensure energy savings in new construction and retrofit, controlling lights, lamps, fans, shades, pumps, and third-party window coverings. Use the Lumina Gateway or opt for the Interface Module (part# 81A00-3WHZB) if incorporating into a Leviton Omni Security automation system. Control multiple locations with the free Lumina Mobile app, downloadable in the Apple iTunes and Google Play stores.



A



B



C




D

### PRODUCT INFORMATION

Description	Features	Cat. No.
[A] Lumina Gateway	Wireless energy management hub for creating eco-system using Lumina RF devices including thermostats, load control modules, sensors, and switches. Easy to setup and create time schedules or utilize sensors for automation, along with macros based on activities. Includes free app and free built-in email notifications.	74A00-1
[B] OmniTouch 7 Touchscreen for Lumina Gateway	Adjust lights, temperatures and window coverings. View sensors and surveillance cameras. Black/White.	99A00-1/99A00-2
[C] Lumina RF 120/277VAC 10A Switch	Wall-mounted wireless wall switch for control of small commercial lighting loads.	ZSS10-N0Z and ZSS10-G0Z
[D] Lumina RF Ceiling Mount Occupancy Sensor - 1500 Sq/Ft - 450 Sq/Ft	360 Degree Occupancy Sensing for either 450 square feet or 1500 square feet.	ZSC04-INW and ZSC15-INW

## Wireless Lumina RF Devices




PRODUCT INFORMATION		
Description	Features	Cat. No.
[A] Omnistat2 Wireless Single-Stage Conventional & Heat Pump (w/Aux Heat)	All the features of the RC-1000 Omnistat2 plus uses Lumina RF wireless communication. Can alternatively attach to Omni Automation Systems.	RC-1000WHZB
[B] Omnistat2 Wireless Multistage & Heat Pump w/Humidity Control	All the features of the RC-2000 Omnistat2, plus uses Lumina RF wireless communication. Can alternatively attach to Omni Automation Systems.	RC-2000WHZB
[C] Lumina RF Universal Thermostat	Lumina RF universal thermostats provide precise control over the heating, ventilation, & air conditioning (HVAC) system using advanced digital technology that learns the heating/cooling patterns to control the equipment for maximum efficiency and comfort. Can alternatively attach to Omni Automation Systems.	RC-1500WHZB
[D] Lumina RF Motion Sensor	Lumina RF Motion Sensor for occupancy based automation.	LURMD-00W
[E] Lumina RF Door/Window Sensor	Lumina RF Door/Window Sensors can be applied to doors and windows for occupancy based automated energy management.	LURDW-00W
[F] Lumina RF 15A Plug-in Load Control Module	Perfect for appliances, fans, and lamps up to 15A, general purpose. ½ horsepower. 120VAC/60hz. Uses Lumina RF wireless communication.	89A00-1ZB
[G] Lumina RF 30A Wireless Load Control Module	Wireless controls for water heaters, pool pumps, outdoor fountains, lighting, and more. Ultra low stand-by power. Universal 96-250 VAC and 50/60 Hz. Can be used outdoors. Uses Lumina RF wireless communication.	73A00-3ZB
[H] Lumina RF 5A Wireless Load Control Module	Controls low voltage circuits in outdoor air conditioning units, pool and spa heaters & pumps, generators, and more. Ultra low stand-by power. Universal 96-250VAC and 50/60Hz. Can be used outdoors. Uses Lumina RF wireless communication.	73A00-4ZB

## TEMPERATURE CONTROL & MONITORING



The Omnistat2 programmable communicating thermostat combines Leviton's years as a leader in energy management to provide sophisticated and intelligent function in an easy to use wired or wireless device.





## Programmable Communicating Thermostats

Using advanced digital technology, the Omnistat2 “learns” heating and cooling patterns and adjusts control to maximize both HVAC efficiency and comfort. Omnistat2 can manage electric, gas, geothermal, and radiant heat energy sources. The most cost-effective way to control your energy usage is by managing the heating and cooling system. The Omnistat2 automatically adjusts the temperature and saves money!

### A Simple Interface for Ease of Use

Simply turn the scroll wheel to the right or left to adjust the temperature. Three buttons facilitate easy to navigate menus on the large multi-color display. View information such as temperature setpoints, modes, outdoor temperature and humidity, run time by week, and more.

### Unique Looks to Suit Any Home or Business

Choose from over one hundred customizable backlight colors with the Omnistat2 thermostat. Change backlighting from blue to red or green—or any color in between with the turn of the scroll wheel.



# Omni Temperature Control and Monitoring



A, B



C



D



E



F



G



H

## PRODUCT INFORMATION

Description	Features	Cat. No.
[A] Omnistat2 Thermostat Conventional & Heat Pump (w/ Aux)	White (WH). For thermostat comparison, see page 141	RC-1000WH
[B] Omnistat2 Thermostat Multi-Stage Heat Pump w/ Humidity Control	White (WH). For thermostat comparison, see page 141	RC-2000WH
[C] Omnistat2 Trim Ring	White backplate used as a cover-up when retrofitting existing thermostats. (Omnistat2 thermostat shown but not included).	65A18-1
[D] Temperature Display/Control (TDC)	Easy-to-use controls and OLED display make the control and adjustment of interior comfort settings both simple and beautiful. Remote interface for use with RC2000 (Wired and ZigBee®).	95A03-1TWH
[D] TDC Kit with Power Supply	Includes required communication interface	95A03-1TKT
[D] TDC COLOR CHANGE KIT BLACK	1 Black faceplate	95A19-BL
[D] TDC COLOR CHANGE KIT WHITE	1 White faceplate	95A19-WH
[D] TDC COLOR CHANGE KIT LIGHT ALMOND	1 Light Almond faceplate	95A19-LTA
[E] Flush Mount Remote Indoor/Outdoor Temp Sensor	For Leviton Omnistat2 thermostats. Can be painted or wallpapered to become virtually invisible.	23A00-2
[F] Thermostat Isolation Module	Relay isolation module for Omnistat2 thermostats. Includes mounting clips, instructions (may be needed for HVAC systems using non-standard voltages).	29A00-1
[G] Thermostat Power Supply Module	Power booster for Omnistat2 thermostats, instructions (may be needed in retrofit applications when "HVAC common" wire is not available). Mounts at furnace/air handler and requires no external power source.	30A00-2
[H] Surface Mount Remote Indoor/Outdoor Temp Sensor	Surface indoor/outdoor temperature sensor for Omnistat2 thermostats. Can be used as outdoor sensor for dual-fuel heat pumps.	23A00-1

# Omni Temperature Control and Monitoring

## Features

The accessory products below are specifically designed for use with your Omni automation systems. Sensors have been enhanced with a special mounting bracket for improved environmental readings - indoor and outdoor.



A



B



C

## PRODUCT INFORMATION

Description	Features	Cat. No.
[A] Water Temperature Sensor	Module, probe, accessories, instructions. Monitor and activate programs based on water temperature in pools, spas, aquatic ponds, fish tanks, greenhouses, etc. Sensing range is 0-120°F.	14A00-8
[B] Extended Range Indoor/Outdoor Temperature Sensor for Leviton Omni Controllers	Sensor from -40° to 120°F, accessory kit, instruction sheet. Monitor and activate programs based on temperatures including attics, basements, wine cellars, etc. Must be connected directly to the Leviton controller using a four conductor wire. For enhanced accuracy, it may be calibrated after installation. Includes mounting bracket.	31A00-7
[C] Extended Range Indoor/Outdoor Temperature & Humidity Sensor for Leviton Omni Controllers	Sensor from -40° to 120°F and humidity sensor, accessory kit, instruction sheet. Must be connected directly to the Leviton controller using a four conductor wire. For enhanced accuracy, it may be calibrated after installation. Includes mounting bracket.	31A00-8



## SPOTLIGHT | Dealer Support Website

Learn how to install and program products via Online Training Videos, installation manuals, recorded webinars and more. View sample floorplans and solution sheets. Access all resources related to new product launches. Download marketing videos and high-resolution images to utilize for your website and social media campaigns.

To learn more, please visit <http://dealer.leviton.com>



## Omnistat3 Hospitality Thermostat



The Omnistat3 is designed to achieve Title 24 compliance to accurately detect if a hospitality room is occupied, adjusting heat and cool setpoints based upon vacancy or occupancy, and to control room loads or circuits if the room is vacant or occupied. The thermostat is directly compatible with the Lumina RF sensor network, combining a built-in occupancy sensor in the face of the thermostat with battery powered RF sensors to monitor activity throughout the room.

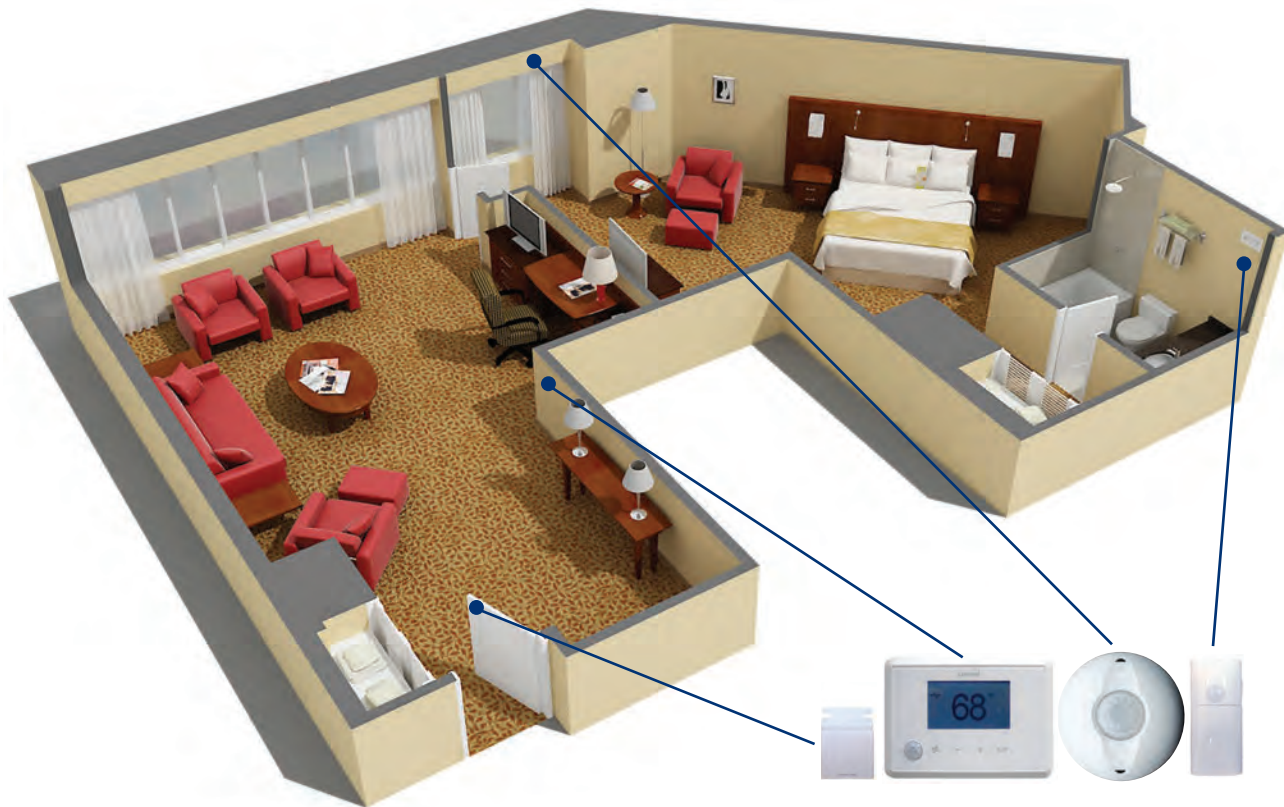
The secure wireless technology also provides communication with load control modules, allowing devices to be turned off when the room is unoccupied. The Omnistat3 is designed to have an easily replicable installation process, utilizing the USB port to quickly push unified programming logic into each device with free software.

### Features and Benefits

#### RC500 Hospitality Thermostat:

Provides Energy Management for hotel rooms by adjusting temperature set points after accurately determining if a room is unoccupied

- Compact size, only 4.5" W x 3.15" H x .82" D
- Meets Title 24 and ASHRAE 90.1 2010 standards
- Provides wireless load control turning loads off when a room is unoccupied and on when occupied
- State-Of-The-Art logic combines door activity with occupancy sensors to accurately determine if a room is occupied or vacant
- Compatible with nearly all 24VAC thermostat applications including 2 and 4 pipe systems
- Quick installation software allows rooms to be replicated quickly and easily via a USB connector
- Each RC500-2EW supports up to a total of 10 Lumina RF devices
  - The total of 10 Lumina RF devices can be a mixture of sensors and/or load control devices
  - The occupancy sensor on the front of the thermostat does not count towards the total of 10 devices
  - The hardwired input does not count towards the total of 10 devices
- Optional retrofit kit for single-gang box. Covers mounting location from previous larger thermostats.



### Omnistat3 Accessory Products

Description	Cat. No.
Omnistat3 Hospitality Thermostat	RC500-2EW
RC500 Retrofit kit	RCPLT-00W
Wireless Ceiling Occupancy Sensors - Coverage of up to 450 sq/ft	ZSC04-INW
Wireless Ceiling Occupancy Sensors - Coverage of up to 1,500 sq/ft	ZSC15-INW
Wireless Corner Mount Motion Sensor	LURMD-00W
Wireless Door / Window / Balcony sensor	LURDW-00W
30 Amp Load Control Module - 96-250VAC (50/60 Hz)	73A00-3ZB
Plug-in Appliance Module - 120VAC 15A	89A00-1ZB
Wall switch - 120-277VAC 10A Wall switch, for applications with a neutral connection	ZSS10-N0Z
Wall switch - 120-277VAC 10A Wall switch, for applications without a neutral connection	ZSS10-G0Z
Hardwired Room Key Switch - 24V Key Switch Interface, requires OSP20-RxH power pack	HKSWP-0Lx

## HAI LIGHTING CONTROL



The HLC product line is designed for 110VAC applications and includes dimmers, switches, remote controls, and plug-in modules. HLC is a hard-wired powerline carrier solution that can be easily retrofitted without new wiring! HLC can operate stand-alone or with an Omni control system for advanced scheduling and remote access.

Enhance the enjoyment and property value. Add security for peace of mind, and contribute to savings on energy bills.





## Why HLC?

HLC technology is ideal because of its long range, ease of use, custom labeling and decorator colors.

Automatically set lights to any percentage, saving money every time a light is illuminated. In addition to controlling conventional bulbs, HLC controls high efficiency incandescent as well as dimmable LED and CFL.

Leviton's Gen III UPB™ adds several features including automatic timeout and switching from dimming to non-dimming in the field. Leviton Gen III UPB™ also includes improvements to the core UPB™ technology, including improved drive for CFL and LED lamps and better tolerance for power frequency variations and interruptions in the dimmers.

### Easy To Use - The Smart Switches!

HLC switches feature true rocker action via large panel style switches. Press and hold to brighten or dim. Press up to turn on. Press down to turn off. Easily change scene settings at any time without a service call.

Because HLC is a modular system, rooms and lights can be added anytime, updating as needs change. For retrofits or expansion, existing light switches can be replaced with HLC smart switches and plug-in lamp control modules can be added for accessory lighting.

### Matches Your Style

Most switches accommodate standard Decora® wallplates for unlimited faceplate options. A full range of switch colors, including almond, black, brown, grey, ivory, light almond, and white, are available.

LED indicator lights at the top of the switches can be programmed to glow blue, red, magenta, or turned off entirely. Scene Keypad and House Status Switches can even feature custom laser engraved buttons.



# HAI Lighting Control



PRODUCT INFORMATION		
Description	Features	Cat. No.
[A] CFL/LED Dimmer	UL Listed for CFL and LED bulbs. Special dimming curve, minimal brightness level, and optimized TRIAC drive. Can also control up to 600 watts of incandescent/Halogen brightness. White color. Color Change Kit available. Uses standard Decora® wallplate (not included).	35A00-1CFL
[B] 600W UPB™ Dimmer Switch	Used for controlling and dimming lighting loads up to 600W. Optimized for incandescent/Halogen bulbs. White paddle, connectors, instructions. Color Change Kit available. Uses standard Decora wallplate (not included).	35A00-1
[C] 600W UPB™ Non-Dimming Switch	Used for controlling non-dimming loads, such as fluorescent lights, up to 600 watts. Includes a white paddle, connectors, instructions. Color Change Kit available. Uses standard Decora wallplate (not included).	35A00-3
[C] 15A Relay Switch	For controlling heavier loads (up to 15 amps) or motors, such as ceiling fans, that may hum when used with dimming or non-dimming switches. White color. Color Change Kit available. Uses standard Decora wallplate (not included).	40A00-1
[D] Auxiliary Switch	Remotely operate 35A00, 40A00, and 55A00 dimmers and switches; connectors, instructions. White color. Color Change Kit available. Uses standard Decora wallplate (not included).	37A00-1
[E] Switch Color Change Kit	Paddle, bezel assembly for 35A00, 37A00 and 40A00 series switches. Part number example: 35A14-ALCS (Almond), 35A14-WHCS, 35A14-BLCS (Black), 35A14-GRCS (Gray), 35A14-IVCS (Ivory), 35A14-LTACS (Light Almond).	35A14-color codeCS



LED Lightbulb



Incandescent Lightbulb



Other Lightbulb



CFL Lightbulb



PRODUCT INFORMATION			
Description	Features		Cat. No.
[A] 2400W UPB™ Dimmer Switch Color-Matched Wallplate	With connectors, instructions. Requires a special back box or must be de-rated. Shown in white (WH), also available in ivory (IV). 2400W Switch uses special-sized wallplate, sold separately.		55A00-3colorcode 55A03-1/-2
[B] 1000W UPB™ Dimmer Switch	With connectors, instructions. Requires its own gang box, or must de-rated. Wallplate not included, uses standard Decora wallplate.		55A00-1WH / 55A00-1IV
[C] UPB™ Lamp Module	Plug-in Lamp Module controls and dims lamps up to 300 watts.		59A00-1
[D] UPB™ Appliance Module	Plug-in Appliance Module controls appliances, fans, and lamps up to 15 amps, general purpose, ½ horsepower.		60A00-1
[E] Scene Keypad, 6-Button	Control all lights in a room or area. Lights may be turned on or off, dimmed, brightened, and set to four different scenes. Setting a scene is as simple as pressing the scene button on the Scene Keypad five times. Has infrared receiver for use with Scene Keypad Remote Control. Includes White bezel, connectors, instructions. Color Change Kit and custom engraving available.		38A00-1
[F] House Status Switch, 8-Button	This master lighting control shows the status for up to eight rooms. If any light is on in an integrated room, the button for that room is illuminated. Pressing the room's button will turn on or off all of the lights in that room. Includes White bezel, connectors, instructions. Color Change Kit and custom engraving available.		38A00-2

# HAI Lighting Control



PRODUCT INFORMATION		
Description	Features	Cat. No.
[A] Table Top Scene Keypad and Cradle Cradle Only	Table mount the Scene Keypad (38A00-1), House Status Switch (38A00-2), or Lumina Mode Switch (38A00-3). Conveniently locate throughout the property (bedside nightstand, the office desk, next to a favorite chair). Plug directly into electrical outlet with six foot cord. Scene Keypad sold separately. Specify color code when ordering, WH or BL.	38A16-colorcode 38A15-colorcode
[B] Custom Legend Kit for Scene/House Status Switches	Coupon and instructions for custom laser engraved buttons for 6 Button Scene Keypad or 8 Button House Status Switch. Mail in coupon, receive custom button overlay by mail. Customized Scene Keypads make creating an ambiance easy. Select "Task Lighting", or "Romantic Evening" to set the proper mood. Customizing House Status Switches is fun as well. "Sue's Bedroom", "Master Bath" and "Back Porch" allow for ultimate control of every room. Create your own!	38A06-2
[C] Scene Keypad Remote	Works with Leviton's Scene Keypad. Controls all lights in a room or area. White color.	38A14-1
[D] Scene Keypad Color Change Kit (12 count)	Bezel for 38A00-1 or 38A00-3, instructions. Part number example: 38A04-ALCS, 38A04-BLCS, 38A04-ALBRCS, 38A04-GRCS, 38A04-LTACS, 38A04-IVCS, 38A04-WHCS.	38A04-color codeCS
[E] House Status Switch Color Change Kit (12 count)	Bezel for 38A00-2, instructions. Part number example: 38A05-ALCS, 38A05-BLCS, 38A05-BRCS, 38A05-GRCS, 38A05-LALCS, 38A05-IVCS, 38A05-WHCS.	38A05-color codeCS





PRODUCT INFORMATION		
Description	Features	Cat. No.
[A] HLC Load Control Module	30A module utilizing Leviton's Generation III UPB™ (Universal Powerline Bus) technology over existing power lines. Controls the power consumption of high wattage loads such as pool pumps and hot water heater. Can control 120 or 240V loads. Requires neutral wire.	71A00-1
[B] Phase Coupler	For 120/240V electrical systems, the Phase Coupler increases the speed and reliability of the HLC system. Although the HLC protocol is extremely robust and less susceptible to power line conditions, Leviton recommends the use of a Phase Coupler in every installation.	39A00-1
[C] UPB™ Split-Phase Repeater	Designed to repeat UPB™ signal in installations requiring additional signal strength. Must be used on a 120/240VAC split-phase 60Hz powerline.	39A00-2
[D] UPB™ Three-Phase Repeater	Required for use in three-phase installations when UPB™ devices are installed on separate phases. Must be used on a three-phase 120/208VAC delta-wye, 60Hz powerline.	39A00-3
[E] UPB™ Powerline Interface Module with Cable	UPB™ Powerline Interface Module (PIM) connects the lighting system to an automation system or computer, which can then control the lights - making the system accessible through the home computer or from a remote location over the Internet.	36A00-1

## WIRELESS LIGHTING CONTROL



Utilizing Z-Wave® technology, Vizia RF +® provides dramatic scene transitions, extended zone lighting control, industry standard 2-way status updating and true integration of household electrical devices.

Use Vizia RF +® to enhance new construction or to refresh existing homes and residences.

Enjoy stand-alone or tie in to Leviton's Omni automation systems.



## Vizia RF +® Wireless Lighting Controls

Join a revolution in the home automation industry with Vizia RF +® wireless lighting and home control technology. Innovative and affordable, with features that are desired by professional installers and appreciated by homeowners, Vizia RF +® helps reduce energy consumption.


Equipped with Z-Wave® home automation technology, Vizia RF +® allows tailoring of the perfect home control solution that can be used stand-alone or tied into a Leviton Omni control system. Imagine a home in which the lighting automatically adapts to your needs. For example, in the kitchen, one button can slowly dim the ceiling light while subtly brightening the chandelier over the kitchen table. Vizia RF +® can control other rooms just as impressively. It also works well with exterior fixtures, enabling them to be controlled throughout the house. Maximum square footage: 7500 Sqft, with a maximum of 120 devices.

The Vizia RF +® product line includes new customer-requested features that increase its options, such as 49 selectable fade rates, an Energy Save mode, customizable preset maximum and minimum brightness levels, and more control of locator LED activity.



### Color Choices

Vizia RF +® devices are offered in a wide range of colors and finishes. To order colors, add suffix to Cat No.



Vizia RF +® | Dimmers



Vizia RF +® Scene Capable Dimmers for Single Pole, 3-Way or Multi-Location Applications

Dimmers				
Description	Rating	Cat. No.	Color	
[A] CFL, LED, Incandescent, Magnetic Low Voltage and Mark 10 Dimmer with LED locator and brightness display - Neutral required	1000W / 1000VA 60Hz. CFL/LED: 450W	VRMX1-1L	Z	
[B] Incandescent Dimmer with LED locator and brightness display - No Neutral	600W - 120VAC 60Hz	VRIO6-1L	Z	
[C] Incandescent Dimmer with LED locator and brightness display - No Neutral	1000W - 120VAC 60Hz	VRIO10-1L	Z	
[D] Electronic Low Voltage Dimmer with LED locator and brightness display - Neutral req'd	600W - 120VAC 60Hz	VRE06-1L	Z	

Fan Speed Controls				
Description	Rating	Cat. No.	Color	
[E] Quiet Fan Speed Control with LED locator and fan speed display	1.5A - 120VAC 60Hz	VRF01-1L	Z	

Color Change Kit for Vizia RF +® Dimmers

Color Change Kit				
Description	Cat. No.	Color		
[F] Matching Dimmer/Fan Speed Control	VPKIT-MD	W, I, T, G, E, B, R		
[G] Color Change Kit with LED locator and brightness display				



## Vizia RF +® | Switches

Vizia RF +® Scene Capable Switch for Single Pole, 3-Way or Multi-Location Applications

Scene Capable Switches			
Description	Rating	Cat. No.	Color
Scene Capable Switch with LED locator	15A 1800W Resistive 1800W Incandescent 1800VA Fluorescent 1800VA Inductive 1/2 HP Motor (9.8A)	VRS15-1L	Z
Incandescent Scene Capable Switch with LED locator	5A Incandescent only (no neutral required)	VRS05-1L	Z



VRS15-1L

### Color Change Kit for Vizia RF +® Switches

Color Change Kit		
Description	Cat. No.	Color
Matching Switch Color Change Kit with LED locator	VPKIT-MS	W, I, T, G, E, B, R

## Vizia RF +® | Remotes

Vizia RF +® Programming and Handheld Remote Controllers

Programming and Handheld Remote Controllers	
Description	Cat. No.
RF + Installer Tool Software and USB for System programming*	VRUSB-000
RF Handheld Remote Controller Programmer/Timer (Internal astronomical clock)	VRCPG-0SG
Vizia RF +® IR Handheld Remote Controller	VRMR1-0SG



VRCPG-SG



LED Lightbulb



Incandescent Lightbulb



Other Lightbulb



CFL Lightbulb



VRCZ4-M0



VRCS4-MRZ



VRCS2-MR

## Vizia RF +® | Controllers

### Vizia RF +® Wall Controllers

Wall Controllers			
Description	Rating	Cat. No.	Color
Vizia RF +® 4-Button Scene Controller	No Load Rating 120VAC-60Hz	VRCS4-M0	Z
Vizia RF +® 4-Button Zone Controller	No Load Rating 120VAC-60Hz	VRCZ4-M0	Z
Vizia RF +® 2-Button Scene Controller with Switches	1000W, 1000VA, 1/4HP per switch 120VAC-240VAC, 50/60 Hz	VRCS2-MR	Z

### Vizia RF +® Virtual 3-Way Remotes

Virtual 3-Way Remotes			
Description	Rating	Cat. No.	Color
1-Button Scene Controller/ Virtual Switch Remote	No Load Rating 120VAC-60Hz	VRCS1-1L	Z
Vizia RF +® 1-Button Zone Controller/ Virtual Dimmer Remote	No Load Rating 120VAC-60Hz	VRCZ1-1L	Z

### Color Change Kits for Vizia RF +® Controllers

Color Change Kits for Vizia RF Controllers			
Description	Cat. No.	Color	
2-Button Scene Controller with Switches Color Change Kit with LED for VRCS2	VRKIT-DS	W, T, G, E, B	
1-Button Zone Controller/Virtual Dimmer Remote Color Change Kit with LED locator and brightness display for VRCZ1	VPKIT-MD	W, I, T, G, E, B, R	
1-Button Scene Controller/Virtual Switch Remote Color Change Kit with LED locator for VRCS1	VPKIT-MS	W, I, T, G, E, B	
4-Button Scene Controller Color Change Kit with LED locator for VRCZ4	VPKIT-S4	W, I, T, G, E, B	
4-Button Zone Controller Color Change Kit with LED for VRCZ4	VPKIT-Z4	W, I, T, G, E, B, R	
4-Button Scene Controller Label Kit with LED locator for VRCS4	VPSLB-S4	W, I, T, G, E, B, R	
4-Button Zone Controller Label Kit with LED for VRCZ4	VPZLB-Z4	W, I, T, G, E, B, R	

## Vizia RF +® | Plug-In Modules

### Vizia RF +® Scene Capable Plug-In Modules

Plug-In Modules			
Description	Rating	Cat. No.	Color
Vizia RF +® Scene Capable Plug-In Appliance Module	15A, 5A LED/CFL 1800W Incandescent 1800VA Fluorescent 1800W Resistive 1800VA Inductive and 1/2 HP motor loads @ 120VAC- 60Hz	VRPA1-1LW	W
Vizia RF +® Scene Capable Plug-In Lamp Dimming Module	300W Incandescent or 100W CFL/ LED @ 120VAC-60Hz	VRPD3-1L	W
Vizia RF +® Plug-In Serial Interface Module, ASCII to Z-Wave® Interface	No Load Rating 120VAC-60Hz	VRCOP-1L	W
Vizia RF +® Split Duplex TR Receptacle with LED Locator	1800W, 1800VA, 1/2 HP motor loads @: 120VAC- 60Hz	VRR15-1L	Z
Receptacle Color Change Kit		VRKIT-RO	B, E, G, I, T, W.



VRPA1-1L



VRPD3-1L



VRR15-1L



### SPOTLIGHT | Attach Z-Wave Devices to Automation Systems

Vizia RF + devices can create a wonderful stand-alone lighting system with scene and zone control. However, attaching these lighting control devices to automation hubs, gateways, and security systems opens up additional sales opportunities for installing dealers. Not only will these intelligent switches, receptacles, and more attach to Leviton Omni security & automation controllers, but also a wide variety of third-party Z-Wave capable control systems. Add “razor blade” revenue to smart systems by incorporating two-way communicating Vizia RF + devices.

## OMNI-BUS LIGHTING NETWORK



Popular in domestic commercial operations and a variety of international applications, Omni-Bus controls up to 256 lights, shades, fans, shutters, pumps, and more. Omni-Bus features the benefits of central lighting control with the flexibility of distributed control systems. Modular Omni-Bus components can be located where needed to save wiring and installation costs.





## The Universal Solution DIN Rail Solution

The Leviton Omni-Bus Lighting Control Network is the hardwired and wireless lighting solution for 110/220/240V 50-60Hz. Utilizing the worldwide DIN rail standard for mounting, this bus and controller-based management offering will control CFL, LED, electronic low-voltage, Halogen, and incandescent lighting.

### Omni-Bus Advantages

The Omni-Bus lighting system fully integrates with Omni and BitWise controllers, allowing control of Omni-Bus devices using standard Leviton interfaces or software applications. Power wiring is minimized as controllers can be localized to switches. Switches can be programmed to perform a number of actions. Omni-Bus features free setup software available online.

### How Omni-Bus Works

Power modules feed power to dimming or non-dimming switches. Each switch wires up to a DIN rail module. Load Control and other DIN rail modules connect to the Omni-Bus network using standard CAT-6 UTP (Unshielded Twisted Pair) cable between each Omni-Bus device. The Omni-Bus network runs on a low supply voltage (24VDC) and is optically isolated from the mains supply side. Each hardwired switch connects to the Omni-Bus network using CAT-6. The use of splitters allows for a free topology architecture for ease of installation and expandability.



# Omni-Bus Lighting Control

For ease of reference, Omni-Bus components are labeled using the following four categories:

- Core Components (Required)
- Accessories
- Load Control Modules
- Switch Interfaces



PRODUCT INFORMATION			
Description	Features		Cat. No.
[A] Interface Translator DIN Rail Module	The "gateway" of the Omni-Bus system, this device allows Leviton Controllers (Omni LTe, Omni lIe, OmniPro II) to interface with an Omni-Bus network. Built in radio receiver for use with wireless switch interfaces 113A00-2, 113A00-4, 113A00-7, 125A00-1, 125A00-2. Features an Ethernet port and serial port.		117A00-1
[B] Omni-Bus Scene Control DIN Rail Module	Stores up to 32 lighting scenes or moods, controlling up to a total of 256 Omni-Bus load control modules. Each scene can be triggered from up to 8 different Omni-Bus input devices. Also works in conjunction with a Leviton Controller and Omni-Bus Interface Translator for added flexibility and control.		126A00-1
[C] Power Supply 2.5A DIN Rail Module	This 24VDC 2.5A power supply module provides power to the Omni-Bus network. Required Omni-Bus component.		123A00-1
[D] Power Supply Interface 2A DIN Rail Module	Used to detect overloading and select cabling errors on the Omni-Bus network. Distributes power from 123A00-1. Detects low voltage power and overloading to Omni-Bus network. Required Omni-Bus component.		124A00-1
[E] 8-Way Splitter DIN Rail Module	Eight-port splitter used for splitting the network into a star configuration.		120A00-1



PRODUCT INFORMATION			
Description	Features		Cat. No.
[A] Termination Plug	Used to terminate the Omni-Bus network. Each network must contain one and only one network Termination Plug. Required Omni-Bus component.		122A00-1
[B] Jumper Plugs	Used to terminate any open ends or open connectors on the Omni-Bus network. Required Omni-Bus component. Available in packs of ten. Not sold individually.		121A00-1
[C] RF Transceiver DIN Rail Module	Wireless transceiver for use with wireless switch interfaces 113A00-2, 113A00-4, 113A00-7, 125A00-1, 125A00-2. This added transceiver provides expanded wireless range for the Omni-Bus network.		115A00-1
[D] DALI Gateway DIN Rail Module	Controls DALI (Digital Addressable Lighting Interface) output devices: On/off switching, dimming, DALI group control, DALI broadcast control, and DALI scene control.		118A00-1
[E] USB Programming Interface Unit	Configure and maintain all user programmable parameters of the Omni-Bus network with a PC. Includes an Omni-Bus PC software license.		116A00-1
[F] 3-Way Splitter	Expand an Omni-Bus network with this splitter. Used where a T-junction or network split is required.		119A00-1
[G] 6-Channel Universal Switch Interface Module -	Connects up to six third-party switches to the Omni-Bus network. Six LED outputs control two-lead bi-color or single color LED indicators for each switch.		114A00-1
[H] Omni-Bus Cable Assemblies for Universal Switch Interface Module (12) -	Pack of 12 cable assemblies for Omni-Bus Universal Switch Interface Module 114A00-1. 150mm cable assembly used to connect a switch input or LED output of the 114A00-1 to third-party switch. One cable is required for each input or LED output. Cables not sold separately.		114A01-1

# Omni-Bus Lighting Control

For ease of reference, Omni-Bus components are labeled using the following four categories:

- Core Components (Required)
- Accessories
- Load Control Modules
- Switch Interfaces



PRODUCT INFORMATION			
Description	Features	Cat. No.	
[A] Omni-Bus Relay DIN Rail Module	Control up to four general purpose resistive loads: 2A@230V~, 2A@110V~, 2A@28VDC or general purpose low voltage switching applications (irrigation valves, gates, garage doors, etc).	112A00-1	
[B] Omni-Bus Dimmer DIN Rail Module	Controls 220V incandescent, 220V halogen, and low voltage transformers suitable for trailing-edge dimming: 400W@230V~ <i>This product is available for international (non-North American) markets only.</i>	110A00-1	
[C] Omni-Bus Universal Dimmer DIN Rail Module	Advanced dimming circuit controls most lighting loads. Selectable jumper for leading or trailing edge dimming. Controls incandescent, halogen, low voltage electronic transformers, low voltage magnetic transformers: 900W@230V~; 600W@110V~. Controls dimmable CFL/LED: 400W@230V~; 300W@110V~	110A00-2	
[D] Omni-Bus Power Switch DIN Rail Module	Controls resistive/incandescent: 2000W@230V~; 1500W@110V~. Ballast (fluorescent lights): 2000W@230V~; 1500W~110V~. Low voltage transformer: 2000W@230V~; 1500W@110V~. DC resistive: 10A@30VDC.	111A00-1	
[E] Single-Gang Switch Box w/ Cover, Metal	Features holes and knockouts for mounting to desired surface. Can accommodate Hi-Fi 2 by Leviton interfaces, Omni-Bus hardwired switches, and UPB™ switches. Includes a metal cover with hardware for mounting to the box.	95A20-1	





PRODUCT INFORMATION			
Description	Features	Cat. No.	
[A] 1-Button, Hardwired, White 1-Button, Wireless, White	Single button hardwired or wireless switch interface. Controls dimmer, power switch, relay, or an input into Leviton controller. LED light indicates operation status. Wireless switch operates with 117A00-1 or 115A00-1.	113A00-1	113A00-2
[B] 2-Button, Hardwired, White 2-Button, Wireless, White	Two button hardwired or wireless switch interface. Controls dimmer, power switch, relay, or an input into Leviton controller. LED light indicates operation status. Wireless switch operates with 117A00-1 or 115A00-1.	113A00-3	113A00-4
[C] 3-Button, Hardwired, White 3-Button, Wireless, White	Three button hardwired or wireless switch interface. Controls dimmer, power switch, relay, or an input into Leviton controller. LED light indicates operation status. Wireless switch operates with 117A00-1 or 115A00-1.	113A00-5	113A00-7
[D] 6-Button, Hardwired, White	Six button hardwired switch interface. Controls dimmer, power switch, relay, or an input into Leviton controller. LED light indicates operation status.	113A00-8	
[E] 3-Button, Hardwired, Brushed Stainless	Three-button hardwired switch interface. Controls dimmer, power switch, relay, or inputs into Leviton controller. LED lights indicate operation status.	113A00-6	
[F] 6-Button, Hardwired, Brushed Stainless	Six-button hardwired switch interface. Controls dimmer, power switch, relay, or inputs into Leviton controller. LED lights indicate operation status.	113A00-9	
[G] Keyfob Remote Control, 6-Channel	Wireless RF transmitter built into a convenient keyfob. Up to six channels available. Controls dimmer, power switch, relay, or inputs into Leviton controller. Wireless switch operates with 117A00-1 or 115A00-1.	125A00-1	
[H] Keyfob Remote Control, 16-Channel	Wireless RF transmitter built into a convenient keyfob. Up to 16 channels available. Controls dimmer, power switch, relay, or inputs into Leviton controller. Wireless switch operates with 117A00-1 or 115A00-1.	125A00-2	

## NEMA Omni-Bus Wall Stations

### PRODUCT INFORMATION

The Omni-Bus™ Low Voltage Wall Stations are NEMA form factor stations designed for modular load control of the Omni-Bus network. The Omni-Bus Low Voltage Wall Stations can be configured to operate any Omni-Bus load or scene.

### FEATURES

- Models include 1-, 2- or 4-button configurations for control of Omni-Bus devices
- Standalone or PC-based programming
- Multiple LED display options including intensity control
- Red/green LED status for load or scene
- RJ45 connectors for connection to Omni-Bus networks
- Requires 1-gang NEMA backbox
- Screwless Decora® wallplate is included and stations are compatible with all Decora wallplates
- Custom engraved labeling available

### Low Voltage Switches

Description	Cat. No.
[A] Omni-Bus Decora Low Voltage Keypad, NEMA Form Factor, 1 Button, RJ45 Connectors for Omni-Bus, Color: White	OBKND-10W
[B] Omni-Bus Decora Low Voltage Station, NEMA Form Factor, 2 Button, RJ45 Connectors for Omni-Bus, Color: White	ONKND-20W
[C] Omni-Bus Decora Low Voltage Station, NEMA Form Factor, 4 Button, RJ45 Connectors for Omni-Bus, Color: White	OBKND-40W



A



B



C

### Wall Station Color Change Kits

Description	Cat. No.
NEMA Omni-Bus 1-button wall station color change kit	RDSGW-1xx*
NEMA Omni-Bus 2-button wall station color change kit	RDSGW-2xx*
NEMA Omni-Bus 4-button wall station color change kit	RDSGW-4xx*

\*Replace "x" to indicate option and color. Each device is supplied with a white, single gang plate. Options: E - (color change kit) F - Engraved. Color: W(white), I(ivory), T(light almond), G(gray), E(black), R(red).

NOTE: Contact factory for custom engraving information.

### Optional Wallplates

Description	Cat. No.
1-Gang Decora Screwless Wallplate	80301-0Sx*
1-Gang Decora Screwless Wallplate, color: gray	80301-SGY
1-Gang Decora Standard Screw Wallplate	80401-00x*
1-Gang Decora Standard Screw Wallplate, color: gray	80401-SGY
1-Gang Decora Wallplate, brass satin	81401-000
1-Gang Decora Wallplate, brushed stainless steel	84401-040

\*Replace "x" to indicate color: (W)White, (I)Ivory, T(Light Almond), E(Black) NOTE: Contact factory for custom engraving information.

## Which Lighting Control System Is Best?

Now that you've seen several different lighting control solutions, how do you determine which is the top choice for your specific installation?

Lighting Control Features/Benefits					
Product	Page #	Ideal For	Voltage	Technology	Advantages
HLC	42	Single Family Homes	120/240	Universal Powerline Bus (UPB™)	Decora® form factor, works over long distances, affordable
Vizia RF+	48	Condominiums, Townhomes, Apartments	120	Z-Wave® (900 MHz)	Wireless, Compatible with products from 160 manufacturers
Omni-Bus	54	High-End Residential, Small Commercial	110/220-240	Low Voltage (Cat 6), Wireless (433MHz)	Flexible installation options, wide array of compatible wall stations
Lumina RF	34	Small Commercial	120/240	Lumina RF (2.4 GHz)	High-power mesh network, simple to configure



Have more questions? Visit the product pages to learn more at [www.leviton.com/automation](http://www.leviton.com/automation)



### VerifEye™ Series 1000 (single phase) and Series 2000 (single or three phase) Meter Kits

The VerifEye line of revenue-grade meters meets all measurement and verification-based opportunities. Designed to provide a simple and effective process for accurately capturing measurements of power consumption, VerifEye meters utilize highly accurate current transformers (CTs) for revenue-grade performance certified to ANSI standards.

#### Use Series 1000 and Series 2000 Meters in commercial, institutional, industrial and government applications for:

- Tenant cost allocation
- Load profiling and benchmarking
- Measurement and verification
- Usage aggregation
- Energy conservation
- Cost reduction

The large LCD display shows kWh and optional peak and instantaneous kW with Demand Reset. With the 2000 Series meters, Multiple Meter Unit (MMU) Configurations are possible with 2-4 Medium meters, 5-8 large meters, or 9-16 extra large meters. Solid core CTs slip over power lines to measure the electrical current flowing through the line. They are compact, cost effective and are extremely accurate (0.3% maximum error). For installation, power must be de-energized and the circuit opened, in order to slip the CT over the power line.

Split core CTs can be disassembled, or 'split' into halves, eliminating the need to turn power off and open the circuit during installation. This time-saving installation is ideal for critical loads that cannot be disconnected. Split core CTs close securely for fast, precise installation with no need for time-consuming tie wraps and no worries about improper seating or core half separation.

#### PART NUMBERS: Series 1000 Single Phase Meter Kits

VOLTAGE	AMPS	CTS INCLUDED	INDOOR ENCLOSURE LEVITON P/N	OUTDOOR ENCLOSURE LEVITON P/N
120V 1 PH 2 W	100	1 Split CT	1K120-01W	1O120-01W
	200	1 Split CT	1K120-02W	1O120-02W
	400	1 Split CT	1K120-04W	1O120-04W
	800	1 Split CT	1K120-08W	1K120-08W
	100	1 SOLID CT	1K120-1SW	-
	200	1 SOLID CT	1K120-2SW	-
120/208V 1 PH 3 W or 120/240V 1 PH 3 W (Split Phase)	100	2 Split CTs	1K240-01W	1O240-01W
	200	2 Split CTs	1K240-02W	1O240-02W
	400	2 Split CTs	1K240-04W	1O240-04W
	800	2 Split CTs	1K240-08W	1O240-08W
	100	2 SOLID CTs	1K240-1SW	-
	200	2 SOLID CTs	1K240-2SW	-
277V 1 PH 2W	100	1 Split CT	1K277-01W	1O277-01W
	200	1 Split CT	1K277-02W	1O277-02W
	400	1 Split CT	1K277-04W	1O277-04W
	800	1 Split CT	1K277-08W	1O277-08W
	100	1 SOLID CT	1K277-1SW	-
	200	1 SOLID CT	1K277-2SW	-



PART NUMBERS: Series 2000 Single Phase Meter Kits				
VOLTAGE	AMPS	CTS INCLUDED	INDOOR ENCLOSURE LEVITON P/N	OUTDOOR ENCLOSURE LEVITON P/N
120/208V 3 PH 4 W WYE kWh Meter	100	3 Split CTs	2K208-01W	20208-01W
	200	3 Split CTs	2K208-02W	20208-02W
	400	3 Split CTs	2K208-04W	20208-04W
	800	3 Split CTs	2K208-08W	20208-08W
	1200	3 Split CTs	2K208-12W	20208-12W
	100	3 SOLID CTs	2K208-1SW	-
	200	3 SOLID CTs	2K208-2SW	-
120/208V 1 PH 3 W or 120/240V 1 PH 3 W (Split Phase)	100	3 Split CTs	2K480-01W	20480-01W
	200	3 Split CTs	2K480-02W	20480-02W
	400	3 Split CTs	2K480-04W	20480-04W
	800	3 Split CTs	2K480-08W	20480-08W
	1200	3 Split CTs	2K480-12W	20480-12W
	100	3 SOLID CTs	2K480-1SW	-
	200	3 SOLID CTs	2K480-2SW	-
120/208V 3 PH 4 W WYE Demand Meter	100	3 Split CTs	2K208-01D	-
	200	3 Split CTs	2K208-02D	-
	400	3 Split CTs	2K208-04D	-
	800	3 Split CTs	2K208-08D	-
	1200	3 Split CTs	2K208-12D	-
277/480V 3 PH 4 W WYE Demand Meter	100	3 Split CTs	2K480-01D	-
	200	3 Split CTs	2K480-02D	-
	400	3 Split CTs	2K480-08D	-
	800	3 Split CTs	2K480-08D	-
	1200	3 Split CTs	2K480-12D	-

**“Leviton continues to have the most flexible automation panel on the market and the systems continue to be very reliable.”**

Mountain Home Technology, Big Sky, Montana

**Meter Technical Support Number: 1-800-959-6004**



### VerifEye EMH+ All-in-One Integrated Meter and Hub

The VerifEye EMH+ combines a revenue-grade power meter and data acquisition Hub in a flexible all-in-one package. Installation is simple as the device draws power from the connected voltage sense lines - no external power supply required!

#### Features

- Data Collection
  - Logs and collects data on user selected intervals
  - Non-volatile memory stores data until the next scheduled upload or manual download
- Compatible with FREE\* VerifEye BMO 2.0 software, allowing users to quickly access energy consumption information from a web-based platform
- Tracks real-time energy usage for demand response programs
- Meter data can be transferred to energy dashboards, kiosks and software applications
- Expandable via ModBus RTU and ModBus TCP
- Supports BACNet and other protocols on one device
- Seamlessly integrates with BMS and BAS systems
- Monitors performance of critical systems such as lighting and HVAC
- Set alarms notifications for targeted levels and view graphical and historical data

\* VerifEye BMO 2.0 is included at no cost with the purchase of VerifEye EMH+

#### Ordering Information

Description	Cat. No.
EMH+ All-in-One Meter and Hub with 3 Phase Meter, includes 100A CTs. Power Supply Included	A8814-1S3
EMH+ All-in-One Meter and Hub with 3 Phase Meter, includes 200A CTs. Power Supply Included	A8814-2S3
EMH+ All-in-One Meter and Hub with 3 Phase Meter, includes 300A CTs. Power Supply Included	A8814-3S3
EMH+ All-in-One Meter and Hub with 3 Phase Meter, includes 400A CTs. Power Supply Included	A8814-4S3
EMH+ All-in-One Meter and Hub with 3 Phase Meter, includes 600A CTs. Power Supply Included	A8814-6S3



## EZ-MAX® Plus Relay Control Panels

EZ-MAX Plus relay lighting control panels pack power and performance in compact, cost-effective and easy to install package. EZ-MAX Plus is the ideal solution for smaller, stand-alone applications that do not require the field configuration or advanced networking features. EZ-MAX Plus includes standard programming configurations for occupancy sensors and photocells as well as a built-in astronomical time clock (ATC) with 101 major city and states programmed into the system.

### Features

- Easy standard programming configuration:
  - Occupancy sensors: manual-ON or auto-ON applications
  - Photocells: interior or exterior application modes
  - Photocell light level trip points: ON or OFF
- Built-in astronomical time clock and scheduler
  - 101 major cities and states programmed for easy astronomical setup
  - Sunrise/sunset time clock events
- Auto detection/auto assign of installed network switches
- Enable/disable of low voltage and digital input devices minimizes power consumption
- Clearly labeled access points allow installer to locate optimum knock-out locations
- ON/OFF timed control of LED - use with low voltage sensors, photocells and switches
- UL and cUL Listed Industrial Control Equipment and Emergency Lighting Equipment for 120V, 277V and 347V Panels
- ASHRAE 90.1 2010 compliant
- CA Title 24 2013 compliant and listed
- Rated for 100% load capacity




### Ordering Information

Description	Cat. No.
EZ-MAX Plus 8 Relay Panel, (0) No Relays, (8) empty slots. 120V, 277V, 347V input power. With 8 Low Voltage Inputs	R08BD-000
EZ-MAX Plus 8 Relay Panel, (4) 1-Pole 30A 120V/277V Relays, (4) empty slots. 120V, 277V, 347V input power. With 8 Low Voltage Inputs	R08BD-L04
EZ-MAX Plus 8 Relay Panel, (8) 1-Pole 30A 120V/277V Relays. 120V, 277V, 347V input power. With 8 Low Voltage Inputs	R08BD-L08
EZ-MAX Plus 8 Relay Panel, (8) 2-Pole 20A 240V/480V Relays. 120V, 277V, 347V input power. With 8 Low Voltage Inputs	R08BD-208
EZ-MAX Plus 24 Relay Panel, (0) No Relays, (24) empty slots. 120V, 277V, 347V input power. With 12 Low Voltage Inputs	R24BD-000
EZ-MAX Plus 24 Relay Panel, (16) 1-Pole 30A 120V/277V Relays, (8) empty slots. 120V, 277V, 347V input power. With 12 Low Voltage Inputs	R24BD-L16
EZ-MAX Plus 24 Relay Panel, (24) 1-Pole 30A 120V/277V Relays. 120V, 277V, 347V input power. With 12 Low Voltage Inputs	R24BD-L24
EZ-MAX Plus 24 Relay Panel, (16) 2-Pole 20A 240V/480V Relays, (8) empty slots. 120V, 277V, 347V input power. With 12 Low Voltage Inputs	R24BD-216
EZ-MAX Plus 24 Relay Panel, (24) 2-Pole 20A 240V/480V Relays. 120V, 277V, 347V input power. With 12 Low Voltage Inputs	R24BD-224
EZ-MAX Plus 8 Relay Panel, (0) No Relays, (8) empty slots. 230V input power. With 8 Low Voltage Inputs	R08BF-000
EZ-MAX Plus 8 Relay Panel, (8) 1-Pole 30A 120V/230V/277V Relays. 230V input power. With 8 Low Voltage Inputs	R08BF-L08
EZ-MAX Plus 24 Relay Panel, (0) No Relays, (24) empty slots. 230V input power. With 12 Low Voltage Inputs	R24BF-000

# ENTERTAINMENT







## ENTERTAINMENT

Leviton makes it easy to stream music anywhere. Many Leviton audio products can be used as stand-alone devices or integrated into a control system for improved functionality. Build an AV solution that provides more than convenience, create an enhanced audio experience.

- 69** Multiple Zones to Suit Your Lifestyle
- 70** Hi-Fi Distributed Audio
- 74** Speakers
- 76** In-Wall/In-Ceiling JBL Speakers
- 77** In-Wall/In-Ceiling Spec-Grade Speakers
- 78** JBL Outdoor Speakers
- 79** Home Theater Speakers

## ENTERTAINMENT



The revolutionary Hi-Fi 2 distributed audio system mounts in a structured wiring enclosure for a clean, built-in installation. These innovative systems support in-wall and in-ceiling speakers and any shared audio source. Use the free Leviton app to control audio in every room.



## Multiple Zones to Suit Your Lifestyle

The Hi-Fi 2 distributed audio system is available in either 8-source/8-zone systems (expandable to 16 zones) or as a 4-source/4-zone system. For clarity that is skip free and not subject to distortion, choose the hard-wired reliability of the Hi-Fi 2.

Both systems can work stand-alone and can be accessed via the free Hi-Fi 2 Leviton app.

### Built-In Distributed Audio With Bluetooth

The Hi-Fi 2 amplification, 1x6 Audio Distribution Module, and Strauss Volume Control are all mounted in a Leviton Structured Media® Enclosure between the studs for a clean, sleek appearance. Leviton Built-In Distributed Audio requires no audio rack or closet full of audio equipment. Simply plug in your audio source or share via Bluetooth®.

The 8x8 Hi-Fi version features 50 Watts per zone and mounts full-width in a Leviton Structured Media Center, while the 4x4 version features 40 Watts per zone and fits half-width.

### Discreet Speaker Installations

Leviton manufactures speakers that sound fantastic when paired with these audio systems. Choose from in-wall, in-ceiling, or outdoor speakers from Leviton for a truly professional aesthetic and say goodbye to cluttered bookshelf speakers.

### Free Stand-Alone iOS® and Android App

Now, anyone can control their Hi-Fi 2 system via free Leviton applications from a smartphone or tablet. Load the application on as many devices as you like for free. Whether it's from the couch, the den, the patio, the office, or anywhere else in the building, the application supports easy control.






# Hi-Fi 2 Distributed Audio



PRODUCT INFORMATION			
Description	Features		Cat. No.
[A] Hi-Fi 2 by Leviton 4 Zone, 4 Source – Amp Only	Amplifier Only 4x4 with Power Supply version. Includes US Power Supply. A bundled kit is also available, 95A00-3. Includes free iOS app.		95A02-3
[B] Hi-Fi 2 by Leviton 4 Zone, 4 Source Kit for Structured Wiring Enclosures	Accommodates four sources, which can either be local at the amplifier or remote using a RIM connected to Cat5. 2 RIMs come with the Hi-Fi 2 4x4 for the most popular remote inputs (home theater, kitchen TV, den entertainment center). More RIMs are available separately. Includes 4 OLED Display VSCs (Volume Source Control) with digital controls and remote control. Works with optional Bluetooth® Remote Input Module. This product functions in many world locations with multiple voltage operating capacity.		95A00-3
[C] Hi-Fi 4x4 Power Cord	Power cord for Australia, for use with Hi-Fi 4-Zone, 4 Source systems		95A21-3
	Power cord for Europe, for use with Hi-Fi 4-Zone, 4 Source systems		95A21-2
	Power cord for UK, for use with Hi-Fi 4-Zone, 4 Source systems		95A21-1
[D] Hi-Fi 2 by Leviton 8 Zone, 8 Source Kit with Enclosure	Includes 8 Inputs and 4 RIMs (Remote Input Module); use all 8 Inputs or 4 Inputs and 4 RIMs or any combination up to a total of 8 Inputs/RIMs. Also includes 8 OLED Display VSCs (Volume Source Control) with digital controls. Expandable to 16 zones using Expansion Amplifier Kit [sold separately]. Works with optional HAI Dock and Bluetooth Remote Input Module. Includes free iOS app.		95A00-1
[E] Hi-Fi 2 by Leviton 8 Zone, 8 Source Kit for Structured Wiring Enclosures	Includes 8 Inputs and 4 RIMs (Remote Input Module); use all 8 Inputs or 4 Inputs and 4 RIMs or any combination up to a total of 8 Inputs/RIMs. Also includes 8 OLED Display VSCs (Volume Source Control) with digital controls. Expandable to 16 zones using Expansion Amplifier Kit [sold separately]. Works with optional HAI Dock and Bluetooth Remote Input Module. Includes free iOS app.		95A00-2
[F] Hi-Fi 2 by Leviton Main Amplifier Assembly with Power Supply	Expandable to 16 zones using Expansion Amplifier Kit [sold separately]. Includes free iOS app.		95A01-1
	Backplate available.		20A07-2

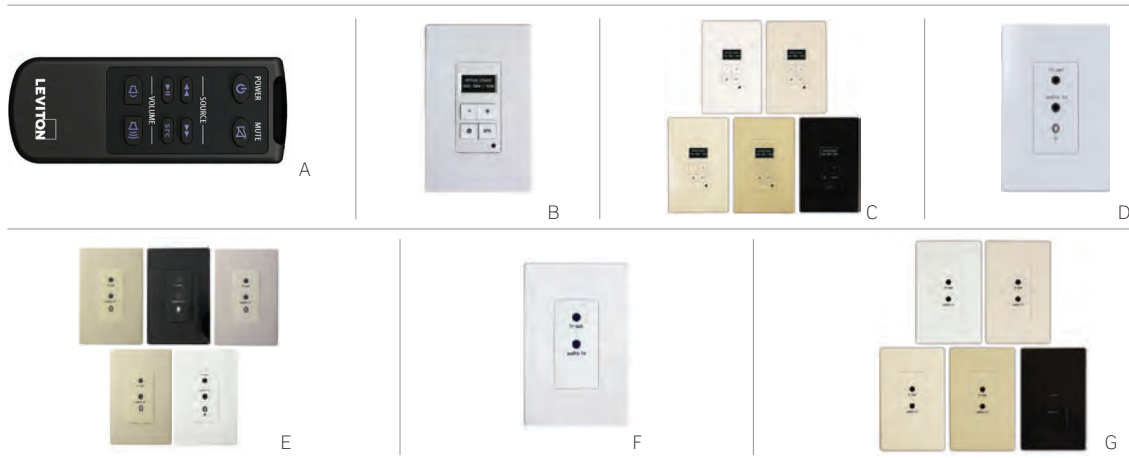




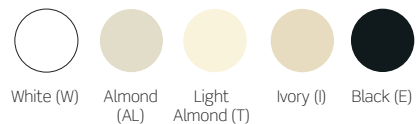
**PRODUCT INFORMATION**


Description	Features	Cat. No.
[A] Hi-Fi 2 by Leviton 8 Zone Expansion Amplifier Kit with Enclosure	Includes expansion PCA, 8 VSCs, and enclosure. Expands the Hi-Fi 2 to a total of 16 zones. Includes power cord, expansion cable, and two variable outputs. Expansion Amplifier must be mounted no more than six inches (15.24cm) below the Main Amplifier. Compatible with OmniPro II and Lumina Pro controllers only.	95A12-1
[B] Hi-Fi 2 by Leviton 8 Zone Expansion Amplifier Kit for Structured Wiring Enclosures	Includes expansion PCA on back plate and 8 VSCs. Expands the Hi-Fi 2 to a total of 16 zones. Includes power cord, expansion cable, and two variable outputs. Expansion Amplifier must be mounted no more than six inches (15.24cm) below the Main Amplifier. Compatible with OmniPro II and Lumina Pro controllers only.	95A12-2
[C] Hi-Fi 2 Expansion Amplifier Assembly w/Power Supply	Includes expansion PCA with power supply and power cord. Expands the Hi-Fi 2 to a total of 16 zones. Expansion Amplifier must be mounted no more than six inches (15.24cm) below the Main Amplifier. Compatible with OmniPro II and Lumina Pro controllers only.	95A18-1
[D] Hi-Fi 2 Expansion Cable Assembly	24-pin ribbon cable connects the Main Amplifier board to the Expansion Amplifier board. This part is included with 95A12-1 and 95A12-2.	95A16-1
[E] Vented Enclosure	Enclosure for Hi-Fi 2 with vents, door latch mounting plate, hardware kit and instructions. Features knock-outs on top, bottom, and back for multiple installation scenarios.	95A09-1
[F] Hi-Fi 2 by Leviton Retractable Cable	3.5mm male to 2 RCA male patch cable. Extends to 4 feet. Use to connect TVs, CD players, home theater and stereo components to Hi-Fi 2's RIM.	95A13-1
[G] Hi-Fi 2 by Leviton Retractable Cable	3.5mm male to 3.5mm male stereo patch cable. Extends to 4 feet. Use to connect MP3 players, iPods™, computers with headphone and/or audio outputs to Hi-Fi 2's RIM.	95A14-1
[H] Single Head Flashing IR Emitter		EN928-000

# Hi-Fi 2 Distributed Audio



PRODUCT INFORMATION			
Description	Features		Cat. No.
[A] Hi-Fi 2 Remote Control	Remote Control for volume and source selection. One included in 95A00-1 and 95A00-2.		95A05-1
[B] Volume-Source Control (VSC)	Four-button OLED keypad controls volume, power, source, and more. Features IR receiver. White wallplate, VSC Color Change Kits available. Supports foreign language (western characters) and unicode characters.		95A03-1
[C] VSC Color Change Kits (Case of 12)	Case of 12 wallplates. Specify color code when ordering, White (WH), Almond (AL), Light Almond (LTA), Black (BL) and Ivory (IV).		95A11-colorcodeCS
[D] Bluetooth® Remote Input Module	Bluetooth® devices can connect and act as music servers for your Hi-Fi 2 distributed audio system. Play music from your device's Pandora, Spotify, Rhapsody, iTunes®, and YouTube playlists. No more learning new interfaces or being held back by localized controls. Now anyone can be the DJ!		95A04-2
[E] BRIM Color Change Kit (Sold Individually)	Single wallplate. Specify color code when ordering, White (WH), Almond (AL), Light Almond (LTA), Black (BL), and Ivory (IV).		95A15-colorcode
[F] Remote Input Module (RIM)	White Remote Audio Input/IR output module. Includes white wallplate. Additional colors are available through RIM Color Change Kits. Features a routed IR emitter jack and a flasher. Control your source equipment from any room that has a Volume-Source Control.		95A04-1
[G] RIM Color Change Kits (Case of 12)	Case of 12 wallplates. Specify color code when ordering, White (WH), Almond (AL), Light Almond (LTA), Black (BL), and Ivory (IV).		95A10-colorcodeCS





### DECORA® Strauss™ Transformer-Free Volume Controls

- Contemporary slider design brings precision and elegance to any installed audio system
- Available in standard and impedance-matched versions
- Volume control uses standard Decora wallplate in a standard J-Box or low-voltage mounting ring
- Color-change kits ensure the right finishing touch for every application

### System Matching Module

- Combine with non-impedance-matching volume controls to control up to six speaker pairs (cannot be used with impedance-matching volume controls)
- AutoSurge™ circuit technology protects speakers from potentially damaging transients
- Designed to mount in Leviton Structured Media® Enclosures

### 1x6 Audio Distribution Module

- Combines with impedance-matching Volume Controls to control up to six speaker pairs from an amplifier or receiver
- Designed to mount in Leviton Structured Media enclosures and connect to six rooms/zones

Audio System Volume Controls		
Description		PART NO.
[A]	Decora Strauss Transformer-Free Slider volume control, analog, 200 watts peak, 100 watts RMS, 4-16 ohms, 8 ohm nominal (for use with SGAMP-000) (Decora wallplate sold separately, see page F25)	SGVST-00W
[C]	Decora Strauss Transformer-Free Impedance-Matching Slider volume control, analog, 200 watts peak,	SGVSM-00W
	Decora Strauss Color-Change Kit, converts to light almond	SGVCK-0LA
	Decora Strauss Color-Change Kit, converts to ivory	SGVCK-00I
	Decora Strauss Color-Change Kit, converts to black	SGVCK-00E
System Matching Modules		
[B]	System Matching Module for impedance-matching passive two-channel multi-room audio systems (for use with SGVST-00W)	SGAMP-000
1X6 AUDIO DISTRIBUTION MODULE		
[D]	[D] 1x6 Passive Audio Module (for use with SGVSM-00W)	48211-06A

### Features and Benefits – Impedance Matching Difference

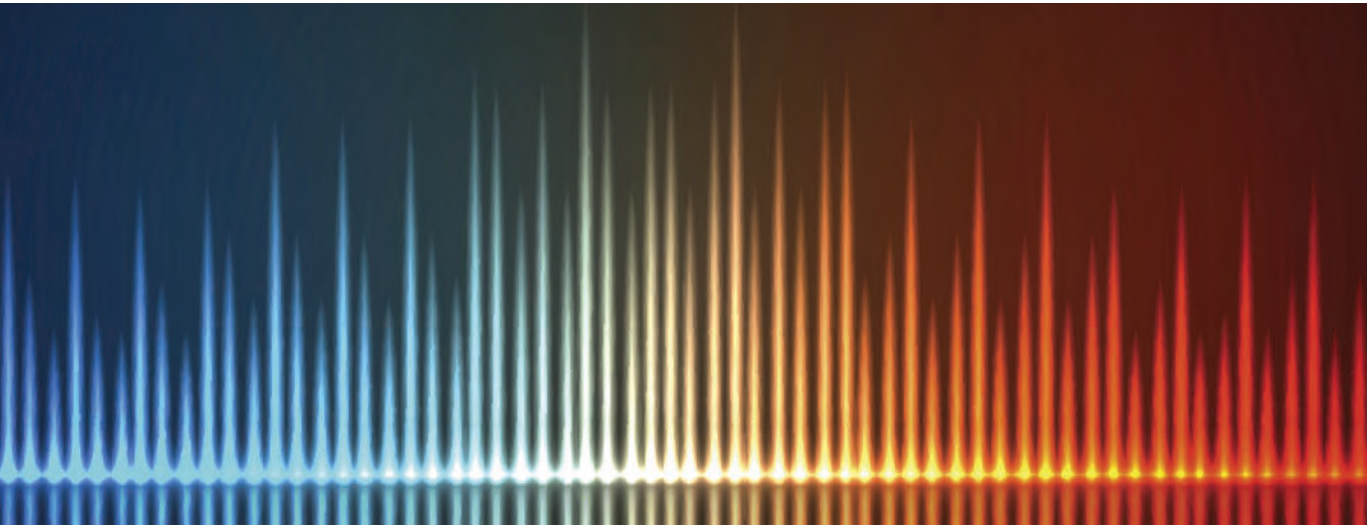
#### When installing an audio system

It is important to have an impedance-matching component paired with a standard component. Failure to do so may have a negative effect on the audio system.

Do NOT use an impedance-matching volume control with an impedance-matching module, and do NOT use a standard volume control with a passive audio module. Doing so, in either instance, could damage the amplifier.



## SPEAKERS



The award-winning Leviton Architectural Edition™ Powered by JBL® easily amplifies audio capabilities in any type of home, business, conference room, or office, bringing the pro sound experience and ensuring that an installed audio system has no weak links. For a cost-effective solution, Leviton Spec-Grade™ speakers are an ideal balance between home theater, distributed audio, and outdoor sound performance and value.





# Speakers

## JBL® Speakers

Leviton Architectural Edition™ Powered by JBL incorporates the most advanced audio materials, technologies, and precision engineering available. Leviton audio solutions help builders differentiate themselves in the market with comprehensive entertainment packages, offering home and business owners an extra level of technology and convenience.

JBL is a trusted name in home audio. The power of the brand, combined with Leviton's reputation with builders and strong relationships with builders and contractors, creates a perfect team for equipping homes and MDUs with reliable home networking connectivity and quality entertainment systems. When the specs call for JBL In-Wall and In-Ceiling Speakers, the performance is guaranteed to bring a new meaning to home entertainment.

## Spec-Grade™ Speakers

The Leviton Spec-Grade series delivers time-tested performance across any audio application. Spec-Grade speakers provide a cost-conscious value that delivers an ideal balance between home theater, distributed audio, and quality sound performance. When the specs call for quality sound, rely on the Leviton Spec-Grade speaker line for technical innovation and value.



## In-Wall/In Ceiling JBL® Speakers

JBL studio speakers have a reputation for incorporating the most advanced audio materials, technologies, and precision engineering available. These same features and technologies are built into the Leviton Architectural Edition® Powered by JBL Series audio equipment.


**Features and Benefits**

**Leviton Architectural Edition Powered by JBL Wall & Ceiling Speakers**

- JBL titanium-laminate drivers maintain accuracy and clarity even at frequency extremes
- Straight-line Signal Path™ (SSP®) crossover network for minimal signal distortion
- Long-excursion woofers with butyl-rubber half-round surrounds and extended pole-piece magnetic structures for maximum bass impact and dynamic range
- Low-diffraction, swivel-tweeter mounting system for optimum stereo imaging
- Heavy-duty push-type input terminals for long-term connection integrity
- Integrated dog-ear mounting brackets (optional rough-in kits available for pre-construction installation in new homes)
- Acoustically transparent, paintable grills

**Pre-Construction Kits**

- Pre-construction kits ensure that speaker locations and wiring are preserved and protected during construction, allowing for a cleaner, faster, and more precise installation during the trim-out stage
- Fire-Rated Back-Box enclosure meets fire code for MDU and residential installations



Leviton Architectural Edition Powered by JBL In-Wall/In-Ceiling Speakers		
Description		Cat. No.
[A]	Pair of 6.5" Two-Way In-Wall Loudspeakers, 80 watts, 8 ohms	AEI65-000
[B]	Pair of 8" Two-Way In-Wall Loudspeakers, 100 watts, 8 ohms	AEI80-000
[C]	Pair of 6.5" Two-Way In-Ceiling Loudspeakers, 80 watts, 8 ohms	AEC65-000
	Pair of 8" Two-Way In-Ceiling Loudspeakers, 100 watts, 8 ohms	AEC80-000
[D]	6.5" Two-Channel / Single Location Two-Way In-Ceiling Loudspeakers, two titanium tweeters, dual voice-coil titanium-laminate woofer 50 watts/channel, 8 ohms	AEM65-000
Pre-Construction Kits		
Description		Cat. No.
	6.5" Pre-Construction Speaker Kit for in-wall installations	AEPI6-KIT
	8" Pre-Construction Speaker Kit for in-wall installations	AEPI8-KIT
	Fire-Rated Back-Box Enclosure (Required for 6.5" in-ceiling speakers AEC65, AEM65)	AEBC6-000
	8" Pre-Construction Speaker Kit for In-Ceiling Speaker	AEPC8-KIT

## In-Wall/In Ceiling Spec-Grade® Speakers

When the specs call for quality audio, rely on Leviton's award-winning Spec-Grade® indoor speaker line for technical innovation and value.

### Features and Benefits

#### Spec-Grade Speakers

AeroNylon tweeter diaphragm provides crystal-clear treble response and accurate tracking

Built-in AutoSurge™ circuit protection helps prevent speaker damage

Advanced phase/time alignment guide properly aligns sound without misaligning the tweeters

Precision dividing network ensures total audio signal electronic integrity up to the last microsecond before the signal is converted into sound

Inert mounting frame with “dogleg” installation points eliminates any transmitted vibrations that could alter in-wall or in-ceiling sound quality

### Pre-Construction Kits

Pre-construction kits ensure that speaker locations and wiring are preserved and protected during construction, allowing for a cleaner, faster, and more precise installation during the trim-out stage. Fire-Rated Back-Box enclosure meets fire code for MDU and residential installations.



A



B



C

### Spec-Grade® In-Wall/In-Ceiling Indoor Speakers

Description	Cat. No.
[A] Pair of 6.5" Spec-Grade Two-Way In-Ceiling Loudspeakers, 120 W peak/ 60 W RMS, 8 ohms	SGC65-00W
[B] Pair of 6.5" Spec-Grade Two-Way In-Wall Loudspeakers, 120 W peak/ 60 W RMS, 8 ohms	SGI65-00W

### Pre-Construction Kits


Description	Cat. No.
Rough-in Bracket for 6.5" In-Wall Loudspeakers	PCI65-KIT
Rough-in Bracket for 8" In-Wall Loudspeakers	PCI80-KIT
[C] Fire-Rated Back-Box Enclosure (Required for 6.5" in-ceiling speakers SGC65)	AEBC6-000

# JBL Outdoor Speakers

## Features and Benefits

### Leviton Architectural Edition® Powered by JBL® Outdoor Speakers

- Elliptical Oblate Spheroidal™ (EOS) Waveguide technology for high-frequency dispersion
- Straight-line Signal Path™ (SSP) crossover networks for minimal signal distortion
- 5-way binding post input terminals for long-term connection integrity
- Mounting brackets included




A

## Leviton Architectural Edition Powered by JBL Outdoor Speakers

Description	Cat. No.
[A] Pair of Outdoor/All-Weather Two-Way Loudspeakers in Enclosure, 0.50" tweeter, 4" woofer, 200 watts, 8 ohms	AEAWS-C1W

## SPOTLIGHT | Smartphone Convenience, Connected Home Performance



More homeowners are sending music and movies from their smartphones to HDTVs or home entertainment systems over Apple Airplay®, Airport Express®, or Apple TV devices. Leviton offers wiring diagrams and equipment lists to help you integrate these Apple products with Leviton Structured Media® Systems and speakers.

We'll help you connect the dots to easily share music, videos, and photos on a grand scale.

To learn more, go to [leviton.com/connectedhome](http://leviton.com/connectedhome).



## Home Theater Speakers

### Features and Benefits

#### In-Wall Speakers

Straight-line Signal Path™ (SSP) crossover network for minimal signal distortion

JBL® titanium-laminate drivers, pure titanium tweeter, and polymer-coated aluminum woofers maintain musical accuracy and clarity, even at frequency extremes

Low-diffraction, swivel-tweeter mounting system of optimum stereo imaging

#### Shelf-Mount Center Channel Speaker

Straight-line Signal Path (SSP) crossover network for minimal signal distortion

Dual 5" JBL PolyPlas cone woofers

FreeFlow flared port for increased bass response without added port noise

#### Subwoofer

JBL PolyPlas™ woofer for low frequencies

High-efficiency, high-current switching amplifier

Freeflow flared port for increased bass response without added port noise

Built-in technologies allow simple adjustment for room acoustics and personal preference

LFE and line level inputs for maximum connection flexibility

#### Surround-Sound Home Cinema System

Includes five 2-way magnetically shielded satellite speakers with 2.5" (63.5 mm) woofer and 0.5" (12.7 mm) tweeter; one 8" (200 mm) 100 watt powered subwoofer with LFE and a built-in crossover network, plus five adjustable mounting brackets and subwoofer input RCA cable

Five-channel system can be expanded to 6.1 or 7.1 surround sound with optional satellite speakers



### Leviton Architectural Edition Powered by JBL Home Theater Speakers

Description	Cat. No.
[A] Dual 5" Two-Way In-Wall Center Channel Home Theater Loudspeakers, 120 watts, 8 ohms	AEI55-000
[B] Dual Channel Two-Way Shelf-Mounted Center Channel Loudspeaker w/ silver grill, 75 watts / 300 watts, 8 ohms	AECCS-VCE
[C] Powered 12" Subwoofer w/ amplifier w/ silver grill, 400 watts RMS, 700 watts peak, 8 ohms	AESUB-012
[D] Five-Channel Surround-Sound Home Cinema Speaker System w/ 100-watt powered subwoofer and 5 satellite speakers	AEH50-0**
System-Matched Satellite Speaker for 6.1 and 7.1 surround sound expansion	AESS5-0**
Single-Gang Decorative Satellite Speaker Adapter Wallplate/Bracket	AEPHK-0**
Pre-Construction Kit, in-wall center channel shelf for use with AEI55-000	AEPIS-KIT

\*\* = Color: Available in White (WH) or Black (BL)



# AUDIOVISUAL SOLUTIONS





## AUDIOVISUAL SOLUTIONS

Leviton comprehensive audiovisual solutions deliver the durable, high-quality performance needed to support today's cutting-edge home and office technologies.

- 83** Introduction
- 84** BitWise™ Controllers
- 86** AV Signal Extension
- 90** Multimedia Outlet System
- 94** QuickPort® Wallplates & Housings
- 96** Audio Accessories
- 98** Video Accessories



## AUDIOVISUAL SOLUTIONS



Easily control and monitor AV equipment from any smartphone or tablet, extend audio and video signal reach using the latest technologies, completely customize in-wall connectivity configurations, and rely on one manufacturer to provide it all. Leviton state-of-the-art audiovisual solutions seamlessly optimize any home or business AV system.





# Control and Signal Strength that Goes the Distance

## BitWise

BC1, BC2, and BC4 controllers support the control of audiovisual equipment from a tablet or smartphone. By using a free Leviton app for the Android/iPhone/iPad/iPod Touch, AV equipment can be effortlessly controlled from anywhere in the building. OmniTouch 7 Touchscreens can be used for dedicated control. These controllers also make it easy to manage more complex systems or setups, such as multiple AV systems in sports bars, restaurants, business conference rooms, and classroom environments. And they allow users to control lights, HVAC window coverings, and dozens of AV components, including projectors, displays, matrix switches, amplifiers, and source devices.

## Extension

Leviton plug-n-play extenders support the latest HDBaseT technology, providing the highest quality, simplest end-to-end audiovisual solutions for the residential and commercial applications. Leviton extenders deliver strong HDMI, VGA, and USB signals over greater distances, amplifying the power, clarity, and reach of business, school, or home AV networks.

## Connectivity

Leviton offers a comprehensive line of QuickPort® connectors and adapters to support various audiovisual formats, including HDMI, USB, VGA, and DVI connector formats from BNC, RCA, F-type, and Banana Jacks to Binding Posts. For larger multimedia applications, the Multimedia Outlet System (MOS) allows wallplates to be configured with a high-density, front-loading combination of snap-in copper, fiber, audio, and video modules.



## Introducing the Leviton BitWise Product Family!

### A complete AV control and automation eco-system.

The Leviton BitWise line offers powerful automation controllers, a completely customizable app interface, and our easy-to-use, no-coding-required Project Editor software. From a single control app, you can manage every aspect of AV and more. For setup software, templates, modules, and support, please visit [Leviton.com/BitWise](http://Leviton.com/BitWise).

- No per-device or per-job licensing fees, free software
- Free Apple and Android control apps
- U.S.-assembled controllers ensure the highest standards of quality and reliability
- Integrate with Omni Security & Automation systems for a comprehensive solution.



### BitWise AV Controllers

#### FEATURES

- Entry-level BC4 is perfect for home theaters, conference rooms, and classrooms
- BC2 includes additional inputs and outputs, including optional Wi-Fi connectivity
- BC1 controller fits in an AV rack at full width and adds advanced scheduling and notification.

#### Interfaces

- Manage your system via the BitWise control app on iOS and Android devices, available on smartphones and tablets.  
Use an OmniTouch 7 Touchscreen for 'Always there, Always on' control
- RF Room Remote and Remote Receiver controls all BitWise connected devices in a room

#### Accessories

- Optional power supplies, IR emitters, IR Learners, and Wi-Fi adapters enhance the capabilities of a BitWise control system
- PoE Power Injector provides up to 15.4 watts of power and 10/100M data transmission through category cable

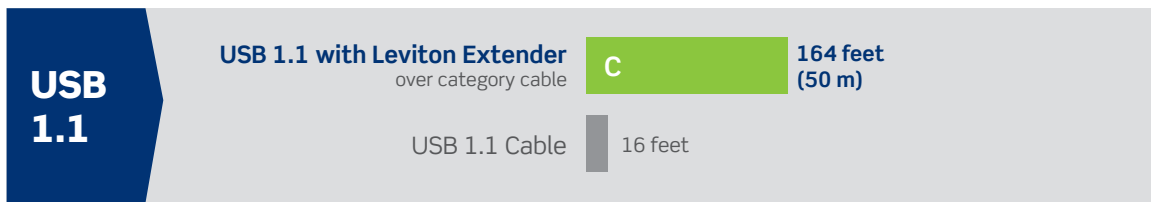

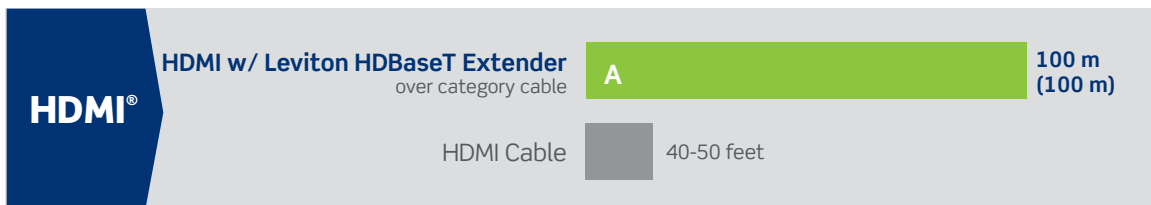


BitWise		
Description		Cat. No.
[A]	BC1, US Power Supply, 8 IR ports, 4 RS232, 4 GPIO, 4 Relays, 1 IR input	BWBC1-000
	BC1, Intl Power Supply, 8 IR ports, 4 RS232, 4 GPIO, 4 Relays, 1 IR input	BWBC1-0NT
[B]	BC2, US Power Supply, 4 IR ports; 2 RS232; 2 GPIO; 2 Relays	BWBC2-000
	BC2, Intl Power Supply, 4 IR ports, 2 RS232; 2 PIO, 2 Relays	BWBC2-0NT
[C]	BC4-BCX-1 PRO, US power supply, BW BC4 with 4 IR ports, GPIO, RS232	BWBC4-000
	BC4-BCX-1 PRO, INTL power supply, BW BC4 with 4 IR ports, GPIO, RS232	BWBC4-0NT
[D]	RF Remote Control	BWRMT-000
[E]	RF Remote Control Receiver	BWRRR-000
[F]	BC-2 Rack Ears	BWEAR-000
[G]	Single Head Flashing IR Emitter	EN928-000
[H]	Dual Head Flashing IR Emitter	BWEM2-000
[J]	Adapter for connecting a BC-1 IR In port to a Distributed IR system	BWIRA-000
[K]	Wi-Fi Adapter with External Antenna	BWWFA-000
[L]	IR Receiver Module	BWIRI-000
[M]	IR Learner	BWIRL-000
[N]	DB9 Female-RJ45 Female Adapter	BWDBF-000
[P]	DB9 Male-RJ45 Female Adapter	BWDBM-000
[Q]	POE Power Injector with A/C Cord	TS901-000
[R]	OmniTouch 7 Touchscreen, black/white	99A00-1/2
	OmniTouch 7 Table Top Stand - White	99A16-1
	OmniTouch 7 Top Stand - Black	99A16-2
	US Power Supply, 12V	BWDPS-000
	International Power Supply, 12VDC	BWIPS-000

## Extending High-Quality AV Signals Over Category Cable

Deliver the high-quality audiovisual required for today's technologies with Leviton IT/AV Systems, which include signal extenders for long distance transmission of HD video. We offer extenders for a variety of connection types that increase cable distance and retain high signal performance.

Below are recommended maximum lengths for different AV cables, compared to maximum lengths using Leviton extenders:



HDMI with HDBaseT Extender

A



VGA Extender

B



USB 1.1 Extender

C



# HDBaseT™



## Features and Benefits

### HDBaseT Extender Transmitters & Receivers

HDBaseT twisted pair extenders with PoH (Power over HDBaseT) deliver high-performance HDMI, Ethernet, IR, and RS232 signals for classrooms, conference rooms, command centers, restaurants, home cinemas, and more. The paired transmitter and receiver require only one power adapter that can be connected at either the source or display end. HDBaseT certification ensures compatibility with other HDBaseT certified products.

- Class A Extenders (41910-HTE) deliver 328 ft (100 m) transmission for HDMI, Ethernet, bi-directional IR, RS232
- Class B Extenders (41910-HT0) deliver 230 ft (70 m) transmission for HDMI, bi-directional IR, RS232
- Support key features of HDMI 1.4, including 3D & 4K x 2K, CEC pass through and HDCP compatible
- Locking power supply and HDMI cable connectors
- Mounting brackets included
- Compact metal housing for mounting with flatscreen displays

### IR Emitter and Receiver Kit

- Includes IR emitter and IR target, connected to 5-foot cords
- Delivers 5V IR signal transmission
- Works with HDBaseT Extender Transmitters and Receivers



## HDBaseT Extender Transmitters & Receivers

Description	Cat. No.
[A] HDBaseT Extender, Transmitter and Receiver, 100 m	41910-HTE
[B] HDBaseT Extender, Transmitter and Receiver, 70 m	41910-HT0
[C] HDBaseT Extender, Receiver only, 70 m	41910-HTR
[D] HDBaseT Extender IR Emitter and Receiver Kit	41910-HIR



Features and Benefits	
<p><b>VGA Extender Transmitter &amp; Receiver</b></p> <p>The VGA Extender allows you to extend the distance between your AV source and display devices by as much as 328 feet (100 m). The transmitter and receiver connect over category cable, providing an easy way to replace heavy and expensive VGA cables. The extender is a compact, convenient, and economical addition to your AV setup.</p> <ul style="list-style-type: none"> <li>• Screen resolutions include: 1920 x 1200@60Hz (30 m) 1600 x 1200@60Hz (100 m) 1280 x 1024@60Hz (150 m)</li> <li>• Adjustable Gain Control lets you manually adjust signal strength to compensate for distance</li> <li>• Audio enabled (mono)</li> <li>• No external power supply needed for transmitter</li> <li>• Compact metal housing for convenient docking on the display device</li> </ul>	<p><b>HDMI Cables</b></p> <p>The Leviton high-speed HDMI Cable with Ethernet is ideal for supporting in-wall and permanent installations for education, healthcare, enterprise, and government applications</p> <ul style="list-style-type: none"> <li>• CL2 rated for in-wall installation</li> <li>• Compact connector body and flexible cable accommodate common box depths while maintaining minimum bend radius</li> <li>• Commercial-grade 28-gauge construction</li> <li>• Gold-plated connectors for long-lasting performance</li> <li>• Cable Lock Kit secures cable to Leviton Signal Extension devices for permanent installations</li> </ul>



VGA Extender Transmitter & Receiver	
Description	Cat. No.
[A] VGA Extender Transmitter and Receiver, 100 m	41910-V01
HDMI Cables	
HDMI Cable, 3 ft.	41900-03E
[B] HDMI Cable, 6 ft.	41900-06E
HDMI Cable, 10 ft.	41900-10E
HDMI Cable, 15 ft.	41900-15E
HDMI Cable Lock Kit	41900-LKT



### USB 1.1 Extender

The USB 1.1 Extender lets you locate your USB device or hub at greater distances from your computer, overcoming the typical 15-foot USB cable limitation. The extenders are ideal for classrooms with interactive board installations.

#### Specifications and Features

- Consist of a local unit and a remote unit
- Embedded USB transceivers at both ends prevent signal loss
- Extend transmission distance up to 164 ft (50 m) using category cabling
- No additional software/drivers required
- 1-foot USB cable included with local unit

### Mixing Audio Amplifier & Infrared Remote Control Kit

Ideal for classrooms and meeting rooms, this Class D mini amplifier includes 2 line and 1 MIC inputs, which support EQ control and MIC mixing. With 2 x 20W at 4 Ohm as default output, it can be switched to 1 x 40W at 8 Ohm by bridge connection.

#### Specifications and Features

- Two switchable analog audio inputs
- One 3-level MIC input with mixer function
- Stereo, dual mono, and bridge output mode selectable
- Bass, treble, and volume adjustable
- Loop output to cascade to another amplifier
- Locking power adapter
- Controllable via button, RS232 (optional IR via Infrared Kit: 41920-AIR)
- Optional Infrared Remote Control Kit includes remote control and IR sensor/receiver to control amplifier

#### USB Extenders

Description	Cat No.
[A] USB 1.1 Extender, 50 m	41910-U11

#### Mini Digital Amplifier


[B] Mixing Audio Amplifier	41920-A01
[C] Infrared Remote Control Kit	41920-AIR

## Multimedia Outlet System (MOS)

The innovative Multimedia Outlet System (MOS) consists of a surface-mount box and single- and dual-gang wallplates that accept a variety of copper, fiber, and AV connectors. The system is ideal for multimedia applications in conference rooms, training rooms, classrooms, auditoriums, and other areas.



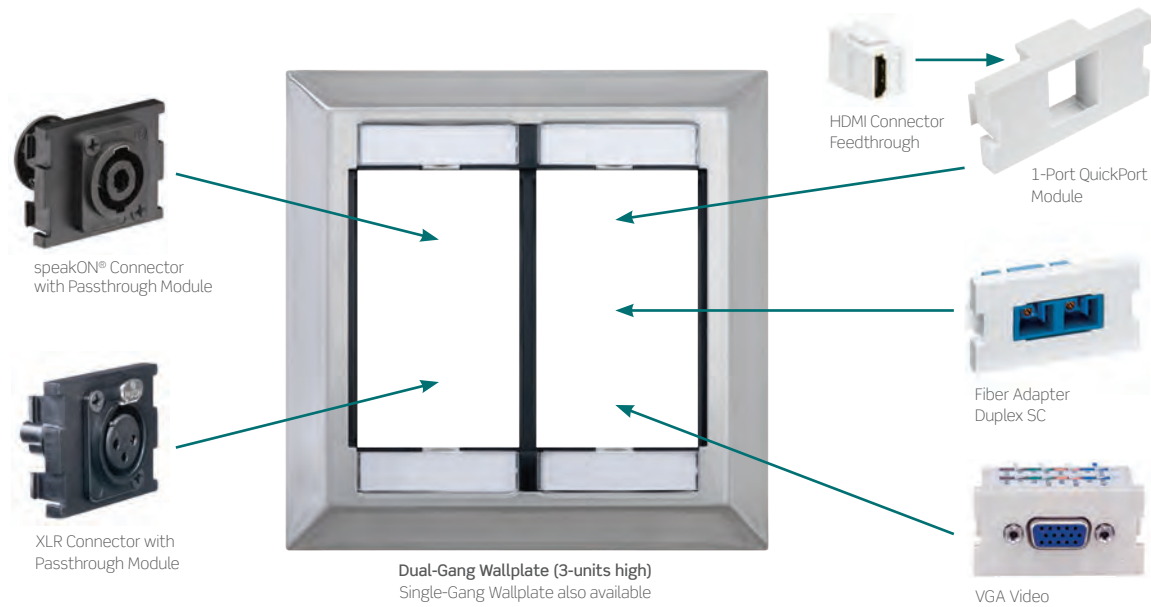
- Front-load installation ensures simple moves, adds, and changes
- Modules are available in 0.5, 1, 1.5, 2, and 3-unit high sizes
- Accommodates a combination of QuickPort® connectors and larger AV components such as 3-port composite/component RCA and HD-15 connectors
- Large Surface-Mount Box accepts 3 modules (1-unit high only)
- Wallplates accept 3-units high total
- New Surface-Mount Housing (pictured below) accepts one 1-unit high module and is plenum rated for use in air handling environments





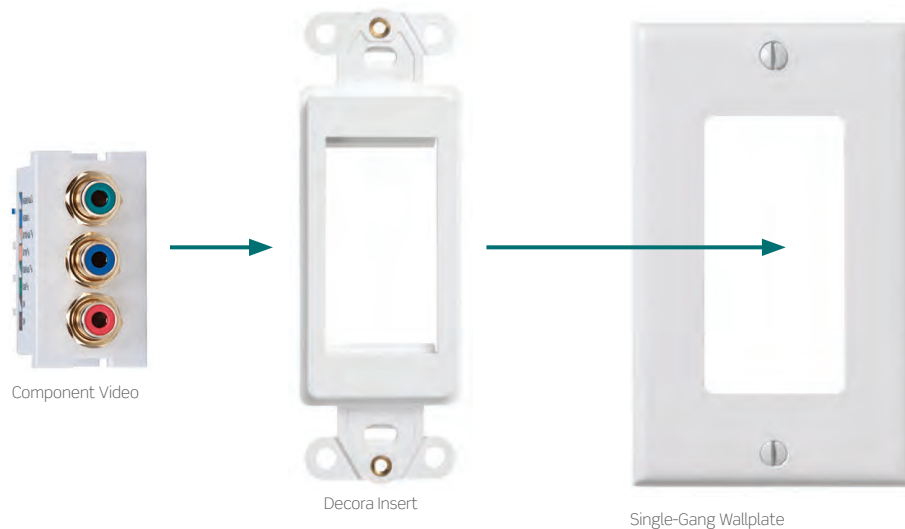
## QuickPort® & MOS Compatibility


The highly flexible front-loading Multimedia Outlet System (MOS) and QuickPort® Solutions work together to provide hundreds of possible configurations. Select MOS, MOS and QuickPort, or QuickPort only configurations. Blank inserts are also available to create a finished look when building in extra capacity for future growth. For more information about configuring your MOS installation, visit [Leviton.com/MOS](http://Leviton.com/MOS).



## MOS modules will also work with Decora® wallplates


Just snap one-unit high modules into Decora inserts.






MOS Surface-Mount Box & Wallplate Housings							
Description	White	Lt. Almond	Ivory	Grey	Black	Stainless	
[A] Single-Gang Wallplate	41290-SMW	41290-SMT	41290-SMI	41290-SMG	41290-SME	41290-SMS	
[B] Dual-Gang Wallplate	41290-DMW	41290-DMT	41290-DMI	41290-DMG	41290-DME	41290-DMS	
[C] Three-Gang Wallplate	—	—	—	—	—	41290-TMS	
[D] Surface-Mount Box*, 3-unit w/Fiber Storage	41296-MMW	41296-MMT	41296-MMI	41296-MMG	41296-MME	—	
[E] Surface-Mount Housing, holds one 1-unit high module	4M089-1WM	4M089-1IM	4M089-1TM	4M089-1GM	4M089-1EM	—	
[F] Fiber Storage/Spacer Ring *	41290-DRW	—	41290-DRI	41290-DRG	41290-DRE	—	
[G] Decora® Insert, holds one 1-unit high module	41649-00W	41649-00T	41649-00I	41649-00G	41649-00E	—	

\* = Surface-mount box is not compatible with 41295-V\*\*, 41292-D\*\*, and 41292-A\*\*.   
 \* = Dual-gang only.



Multimedia Outlet System AV Connector Modules (All modules are 1-unit high unless noted otherwise)						
Description	White	Lt. Almond	Ivory	Grey	Black	
[H] VGA PC Module, 110-style termination ^	41295-VPW	41295-VPT	41295-VPI	41295-VPG	—	
[I] VGA Monitor Module, 110-style termination ^	41295-VMW	41295-VMT	41295-VMI	41295-VMG	—	
[J] VGA/HD15 Module, screw terminal	41295-HDW	—	41295-HDI	—	—	
[K] VGA/HD15 Module, feedthrough	41293-HDW	41293-HDT	41293-HDI	41293-HDG	41293-HDE	
[L] VGA/HD15 Module, empty	41291-DBW	—	41291-DBI	41291-DBG	41291-DBE	
[M] RCA Component Video Module, 110-style termination (red, green, blue)	41292-DEW	41292-DET	41292-DEI	—	—	
[N] RCA Composite Video Module, 110-style termination (red, white, yellow)	41292-AEW	41292-AET	41292-AEI	—	—	
[O] 3-Port RCA Module (red, black, yellow), feedthrough	41292-3RW	41292-3RT	41292-3RI	41292-3RG	41292-3RE	
[P] 3-Port RCA Module (red, green, blue), feedthrough	41292-3DW	41292-3DT	41292-3DI	41292-3DG	41292-3DE	
[Q] HDMI® Module, feedthrough	41290-HDW	41290-HDT	41290-HDI	41290-HDG	41290-HDE	
[R] speakON® Connector, 4-pole, screw terminal*	—	—	—	—	41297-SP4	
[R] XLR Connector, 3-pole, screw terminal*	—	—	—	—	41297-XL3	

^ = 110-Style VGA modules require both PC and Monitor modules used in pairs to operate. This applies to F and G only.   
 \* = 1.5-units high. speakON and XLR Connectors must be installed in 1.5-unit high MOS Passthrough Module (41297-2Px).




MOS Fiber Inserts						
Description	White	Ivory	Grey	Black		
[A]	1 Duplex SC, zirconia ceramic, SM/M, blue, (1-unit high)	41291-2CW	41291-2CI	41291-2CG	41291-2CE	
[B]	1 Duplex SC, zirconia ceramic, SM/MM, blue, 45° exit (1.5-units high)	41294-2CW	41294-2CI	41294-2CG	41294-2CE	
[C]	1 Duplex SC, zirconia ceramic, SM/MM, blue, 45° exit (2-units high)	41292-2CW	41292-2CI	41292-2CG	41292-2CE	
[D]	2 Duplex SC, zirconia ceramic, SM/MM, blue, 45° exit (3-units high)	41293-4CW	41293-4CI	41293-4CG	41293-4CE	
	1 Duplex ST, zirconia ceramic, SM, (1-unit high)	41291-ZTW	41291-ZTI	41291-ZTG	41291-ZTE	
[E]	1 Duplex ST, phosphor bronze, MM, (1-unit high)	41291-2TW	41291-2TI	41291-2TG	41291-2TE	
	1 Duplex ST, zirconia ceramic, SM, 45° exit (1.5-units high)	41294-ZTW	41294-ZTI	41294-ZTG	41294-ZTE	

For multimode SC adapters in beige, blue, or aqua housing, please contact inside sales at 800.722.2082.

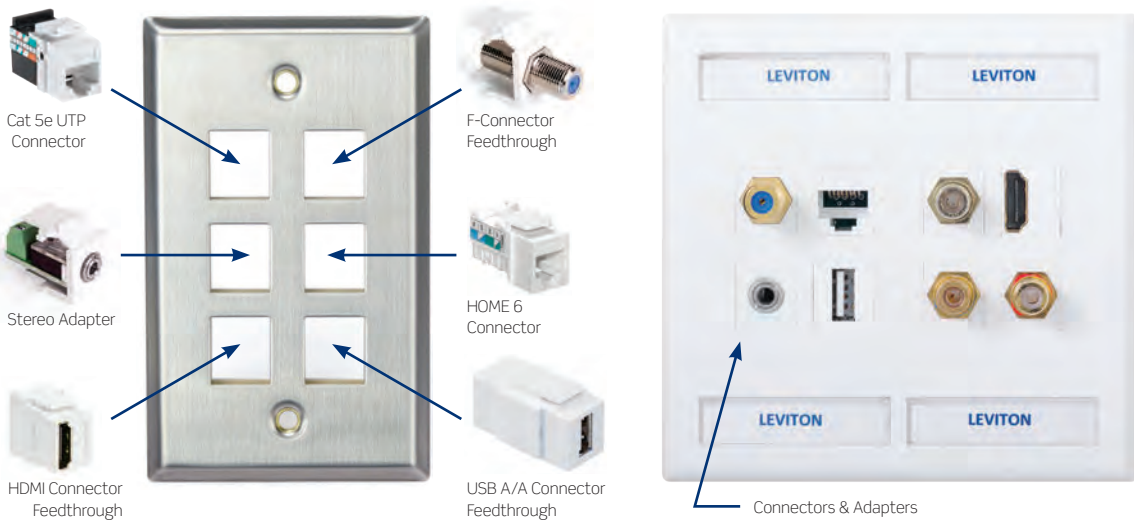


MOS Adapters & Blank Modules						
Description	White	Lt. Almond	Ivory	Grey	Black	
[F]	1-Port QuickPort® Module (1-unit high)	41291-1MW	41291-1MT	41291-1MI	41291-1MG	41291-1ME
[G]	2-Port QuickPort Module (1-unit high)	41291-2QW	41291-2QT	41291-2QI	41291-2QG	41291-2QE
[H]	2-Port 45° Exit Angled QuickPort Module (1.5-units high)	41294-2QW	41294-2QT	41294-2QI	41294-2QG	41294-2QE
[I]	Passthrough Module (1.5-units high)	41297-2PW	41297-2PI	41297-2PT	41297-2PG	41297-2PE
[J]	Blank Module (0.5-unit high)	41295-5BW	41295-5BT	41295-5BI	41295-5BG	41295-5BE
[K]	Blank Module (1-unit high)	41291-1BW	41291-1BT	41291-1BI	41291-1BG	41291-1BE
[L]	Blank Module (1.5-units high)	41294-2BW	41294-2BT	41294-2BI	41294-2BG	41294-2BE
[M]	Blank Module (2-units high)	41292-2BW	41292-2BT	41292-2BI	41292-2BG	41292-2BE



## QuickPort® Wallplates & Housings

The QuickPort System allows you to create the perfect mix of voice, data, video, and audio connections. Category-rated, fiber, and AV QuickPort connectors are compatible with any QuickPort wallplate or insert.



### SPOTLIGHT | Single-Gang QuickPlate® Tempo Wallplates with ID Windows

QuickPlate Tempo wallplates allow for fast, one-step installations. They feature patented rear wings that tighten the wallplate to wallboard, eliminating the need for a box or mounting brackets.



**QuickPlate Tempo available early Q2 2015.**  
**Please contact Inside Sales at 1.800.722.2082.**





### Data & AV Connectors

Description	Application	Cat. No.
[A] QuickPort® BNC Bulkhead Module, standard	CCTV & video	41084-B*F
[B] QuickPort BNC Bulkhead Module, gold plated	CCTV & video	40832-0B°
[C] QuickPort HDMI Passthrough	TV, DVD, satellite & home theater	40834-00#
QuickPort S-Video Feedthrough	Enhanced video streams	40734-CV~
[D] QuickPort USB A-A Connector, feedthrough	Computers & peripherals	40835-00~
[E] QuickPort 3.5 mm Stereo, screw terminal	Computer audio	40839-S~S
[F] QuickPort F-Connector, standard, 3.0 GHz	TV, DVD, satellite & home theater	41084-F*F
[G] QuickPort F-Connector, gold plated, 3.0 GHz	TV, DVD, satellite & home theater	40831-0B°
QuickPort RCA to 110	Advanced audio & video	40735-Rx†
QuickPort RCA w/ black stripe	Advanced audio & video	40830-B*E
[H] QuickPort RCA w/ red stripe	Advanced audio & video	40830-B*R
QuickPort RCA w/ yellow stripe	Advanced audio & video	40830-B*Y
QuickPort RCA w/ green stripe	Advanced audio & video	40830-B~V
QuickPort RCA w/ blue stripe	Advanced audio & video	40830-B~L
[I] QuickPort Binding Post Adapter, gold plated w/ black stripe	Advanced audio	40833-B*E
[J] QuickPort Binding Post Adapter, gold plated w/ red stripe	Advanced audio	40833-B*R
QuickPort Snap-in Blank Module	Secures unused ports	41084-B*B
[K] QuickPort Compression RCA Connector	Advanced audio & video	40782-R•W
[L] QuickPort Compression F-Connector (white only)	TV, DVD, satellite & home theater	40782-CPF
[M] RCA Compression Connector (colored rings included)	CCTV & video	40985-CRU
[N] Compression F-Connector	CCTV & video	40985-CPF

### QuickPlate Tempo Single-Gang Wallplates with ID Windows

	White	Light Almond	Ivory	Grey	Black
[O] 2-Port Wallplate	42090-2WS	42090-2TS	42090-2IS	42090-2GS	42090-2ES
[P] 4-Port Wallplate	42090-4WS	42090-4TS	42090-4IS	42090-4GS	42090-4ES



r = Minimum order quantity and lead times may apply.  
 ~ = Color: White (W), Ivory (I)  
 x = Inner Barrel Color: Orange (O), Red (R), White (W), Yellow (Y)  
 † = Color: White (W), Light Almond (T), Ivory (I), Grey (G), Black (E)  
 • = Inner Barrel Color: Black (E), Yellow (Y), Red (R), Blue (L), Green (V)  
 # = Color: Choose from any of the 13 colors shown at left  
 \* = Color: White (W), Light Almond (T), Ivory (I), Grey (G), Black (E), Brown (B)  
 ° = Color: White (W), Light Almond (T), Ivory (I)  
 # = Color: White (W), Light Almond (T), Ivory (I), Black (E)

## Audio Accessories



### Splits Audio Signal into Two Outputs – One Male RCA Connector to Two Female RCA Connectors RCA Y Adapter, 1 RCA Plug to 2 RCA Jacks


Description	Cat. No.
[A] RCA Y Adapter, carded unit pack	C5405-000

### Yellow, White, Red, and Black Plugs on Both Ends | RCA Patch Cable – 4 RCA Plugs to 4 RCA Plugs

Description	Cat. No.
[B] Black Cable with Color-Coded Plugs (Y-W-R-B), carded unit pack	C5454-003

### AWG Speaker Wires

Description	Cat. No.
[C] 18/2 AWG Speaker Wire, 25', sleeve unit pack	X3301-25C
18/2 AWG Speaker Wire, 50', sleeve unit pack	X3301-50C
18/2 AWG Speaker Wire, 100', sleeve unit pack	X3301-100
[D] 14/2 AWG Speaker Wire, 50', sleeve unit pack	X3324-50C



### Home Theater and Multi-Room Wallplates

Description	Cat. No.
[A] Home Theater Interface Wallplate, 14 gold-plated spring clips, two RCA connectors, two QuickPort® openings	AEHTK-000
[B] Multi-Room Install Wallplate, two gold-plated spring clips, two QuickPort openings	AEMRK-000
[C] Single-Gang Single Spring-Clip Device Audio/Video Wallplate, standard size, polymer break resistant, box mount	40951-1P*
[D] Single-Gang Double Spring-Clip Device Audio/Video Wallplate, standard size, polymer break resistant, box mount	40952-2P*

\* = Color: White (W), Ivory (I)

† = Color: White (W), Lt. Almond (T), Ivory (I), Black (E)





B



C



D

**Connects One Antenna/Cable TV Input and One DSS® 2.1 GHz Input, to One Combined Output  
DSS 75 Ohm and 2.0 GHz Combiner with DC Blocking**

Description	Cat. No.
[B] DSS 75 Ohm and 2.0 GHz Combiner with DC Blocking, gold plated, carded unit pack	40856-DSS

**DSS 2- and 4-Way Splitter**

Description	Cat. No.
[C] DSS 2-Way Splitter, gold plated, carded unit pack, connects one input to two outputs. All ports 2.1 GHz.	40867-DSS
[D] DSS 4-Way Splitter, gold plated, carded unit pack, connects one input to four outputs. All ports 2.1 GHz.	40868-DSS

**Converts 75 Ohm Twist-On Connection to 75 Push-On Connection  
75 Ohm Push-On Connector**

Description	Cat. No.
75 Ohm Push-On Connector, 2 per carded unit pack	C5235-000

**Double Female F-Connector for Joining Two Cables Together  
75 Ohm In-Line Cable Connector**

Description	Cat. No.
75 Ohm In-Line Cable Connector, 100 per bulk polybag	40986-000*

\*Note: Retainer nut for wallplate mounting not provided.

**Converts 75 Ohm Incoming Signal into 300 Ohm  
Indoor Matching Transformer**

Description	Cat. No.
Indoor Matching Transformer, carded unit pack	C5052-000
Indoor Matching Transformer, gold plated, carded unit pack	C5052-0G0

**Terminates 75 Ohm w/ Crimp-On Male F-Connector 1-Piece**

Description	Cat. No.
One-Piece Crimp-On F-Connector for RG6 Quad Shiled Bulk polybag order in increments of 100, nickel plated	40985-0Q6

## Video Accessories



A, B



C-E

### Compression & Crimp-On F-Connectors

- Leviton compression and crimp-on connectors are ideal for more specialized AV applications
- Compression connectors offer an airtight seal and secure fitting for increased cable retention
- Crimp-on connectors are an economical solution for less demanding applications

#### Compression and Crimp-On RCA & F-Connectors

Description	RG-59 Cable	RG-6 Cable	RG-6 Quad Shield
RCA Compression Connector (colored rings included)	—	—	[A] 40985-CRU
Compression F-Connector (colored rings included)	—	—	[B] 40985-CPF
Terminates 75 Ohm w/ Crimp-On Male F-Connector			
F-Connectors, one-piece crimp-on, nickel plated (bag of 100) 2 per carded unit pack, nickel plated 2 per carded unit pack, gold plated	[C] 40985-1P9 C5307-000 C5307-0G0	[D] 40985-1P6	[E] 40985-0Q6
F-Connectors, two-piece crimp-on 2 per carded unit pack, nickel plated	C5009-000	C5007-000	—



F



G



H

#### Converts 75 Ohm Twist-On Connection to 75 Push-On Connection | 75 Ohm Push-On Connector

Description	Cat. No.
[F] 75 Ohm Push-On Connector, 2 per carded unit pack	C5235-000

#### Double Female F-Connector for Joining Two Cables Together | 75 Ohm In-Line Cable Connector

Description	Cat. No.
[G] 75 Ohm In-Line Cable Connector, 100 per bulk polybag	40986-000*

\*Note: Retainer nut for wallplate mounting not provided.

#### Converts 75 Ohm Incoming Signal Into 300 Ohm | Indoor Matching Transformer

Description	Cat. No.
[H] Indoor Matching Transformer, carded unit pack	C5052-000





RG6 Coax Cable, Nickel		
Description		Cat. No.
[A]	RG6 Coax Cable, nickel	C6851-xx*
xx = Length: 3' (03), 6' (06), 12' (12), 25' (25), 50' (50) or 100' (0C).		
* = Colors: Choose from Black (E), or White (W).		
Two-Way Splitter   One 75 Ohm Input to Two 75 Ohm Outputs		
Description		Cat. No.
[B]	Two-Way Splitter, carded unit pack	C5002-000
	Two-Way Splitter, gold plated, individual polybag	40987-002
Three-Way Splitter   One 75 Ohm Input to Three 75 Ohm Outputs		
Description		Cat. No.
	Three-Way Splitter, carded unit pack	C5003-000
[C]	Three-Way Splitter, gold plated, individual polybag pack	40987-003
Four-Way Splitter   One 75 Ohm Input to Four 75 Ohm Outputs		
Description		Cat. No.
[D]	Four-Way Splitter, carded unit pack	C5004-000
	Four-Way Splitter, gold plated, individual polybag pack	40987-004
75 Ohm Termination Cap for F-Connector Jacks		
Description		Cat. No.
[E]	75 Ohm Termination Cap, 25 per polybag pack	40984-000

# STRUCTURED MEDIA®





## STRUCTURED MEDIA®

Homeowners and businesses need reliable distribution of Internet for fast streaming, communication, online gaming, and video conferencing. Creating a hard-wired structured wiring foundation supports optimal connectivity between consumer electronic devices in the home or office.

- 103** Introduction
- 104** Populating the Structured Media Enclosure
- 106** Enclosures
- 112** Mounting Brackets, Cabinet Patching Solutions, & Accessories
- 114** Routers & Power
- 116** Panels
- 118** Modules & Expansion Boards
- 120** Video Distribution, Splitters, & Networking Connectors



## STRUCTURED MEDIA® ENCLOSURES




The connected home is a requirement of modern living. Access music, movies, entertainment, and information with the latest in residential technology: networking, HDTV, media servers, media streaming, VoIP, IPTV, Wi-Fi, gaming, broadband Internet, and the integration of your mobile devices in the home. Leviton Connected Home solutions provide the ideal backbone support network for tomorrow's technology.





# STRUCTURED MEDIA® ENCLOSURES

Leviton Structured Media Enclosures act as a central distribution point for all in-home technologies. When building a connected home network, it's necessary to organize all network devices in one easy-to-access, central hub. Leviton offers a variety of Structured Media enclosures that support optimal organization while maintaining a clean, aesthetic within the home.



## Populating The Structured Media® Enclosure - The Nerve Center of the Connected Home

Get enterprise-grade, best-in-class broadband network performance capability with Leviton Connected Home components. All Structured Media solutions are engineered to work together, providing a clean and organized base and simplifying integration from rough-in through line activation.

### Structured Media Enclosures 1

These versatile enclosures allow you to manage and distribute a full range of voice, data, audio, and video wiring from one central location. We have enclosure solutions for wood frame, concrete, and cinder block construction.



### Data Patching and Distribution 2

Leviton offers durable Cat 6 and 5e panels and modules for data cable distribution. The high-end Twist & Mount Panel makes installation simple and provides easy access for moves, additions, or changes in the home network.

### Telephone Patching and Distribution 3

Choose from a wide selection of telephone distribution boards, modules, or panels for the secure feel and sound of a telephone landline. Our Telephone Input Distribution Panel (TIDP) supports inputs for use with “triple play” modems and complements the look and simplicity of our Twist & Mount Patch Panels.






### Internet Routers and Switches 4

Leviton has high-speed routers to share Internet access over a Wide Area Network (WAN) in the home or office, and Ethernet switches to network additional PCs, printers, and other peripherals beyond router capacity.

### Ultra High-Flex Patch Cords 6

The structured cabling system you install today will likely change tomorrow. Ultra High-Flex Patch Cords help make changes easy. They allow for tighter radius connections and a cleaner finished appearance inside a dressed Structured Media® Enclosure.



### Premium and Passive CATV Splitters 5

Distribute the incoming RF signal to locations throughout a home via coaxial cable using Leviton's passive CATV splitters, or use Premium splitters to optimize the performance of digital cable signals to handle HDTV. The Premium splitter's forward-path internal amplifier provides equal input and output levels on all ports.



### Integrated Power Supply 8

Structured cabling systems rely on active gear that requires low-voltage power and surge protection. Leviton offers power supplies with extra plugs that eliminate the need for bulky power adapters within enclosures.



### Multi-Room Audio 7

The Hi-Fi 2 Four Source, Four Zone (4x4) is a quality distributed audio system that integrates easily inside a Structured Media enclosure. It is ideal for controlling, sharing, and listening to audio systems throughout the home. More information on the Hi-Fi 4x4 system is available online at [leviton.com/hifi4x4](http://leviton.com/hifi4x4).



### ISP Modem 9

(provided by service provider)  
The modem converts DSL, cable, or fiber optic signals for Internet access for triple-play service or pure data connections.



## Structured Media® Enclosures

Leviton Structured Media enclosures provide a convenient termination location for wiring home runs from wall outlets, creating a distribution point for voice, data, audio, and video applications. Available in compact, 14", 21", 28", and 42" sizes to address a broad range of capacities for single family homes, MDUs, and light commercial applications, Leviton Structured Media enclosures support new and retrofit installations.

Structured Media Enclosures, Covers, and Doors	
<p>Enclosures are constructed of white powder-coated 20-gauge steel</p> <p>Covers and doors are constructed of white powder-coated 18-gauge steel, and feature 3/4" overlap to hide irregular drywall cuts</p> <p>Modules mount vertically or horizontally</p> <p>Multiple knock-outs on top and bottom facilitate cable entry and routing</p> <p>Knock-out in base of enclosure accommodates single- and double-gang J-boxes and power modules</p> <p>Six 3" self-healing foam grommets included to accommodate and protect cable bundles</p>	<p>Mounting tabs on housing sidewalls prevent enclosure from falling through the studs during installation</p> <p>Can be surface-mounted or recessed</p> <p>Combine two or more enclosures for larger installations or future expansion</p> <p>Optional lock and key set available for additional security</p> <p>Standards compliance: ACA and cULus Listed</p> <p>For enclosure configuration assistance, go to <a href="http://leviton.com/homeconfig">leviton.com/homeconfig</a></p>



A



B



C



D



E



F



G



H



I



## Structured Media® Enclosures | 14" & 21"

### Specifications and Features

#### 14" & 21" Enclosures, Covers & Doors

- Entry-level home network enclosures create a central distribution point for low-voltage cabling
- Ideal for apartments, condos, and smaller homes
- 14" enclosure accommodates basic residential networking systems and accessories
- 21" enclosure provides additional room for larger modules and equipment

#### Compact Structured Media MDU Enclosures

- Economical solution for MDU connectivity
- Flexibility to accommodate a variety of telephone/video distribution configurations
- Available empty with cover or in two pre-configured kits
- Snap-on cover requires no tools or fasteners
- Molded-in brackets provide quick snap-in convenience for expansion boards
- Angled video-splitter shelf for easy installation
- Hosts three expansion boards and one TV splitter
- Constructed of sturdy white ABS molded plastic
- cULus Listed for communications equipment

### 14" Structured Media Enclosures, Covers, and Doors

Description	Cat. No.
14" Enclosure and Flush-Mount Cover, 15.32" (389.1 mm) H x 15.62" (396.7 mm) W x 3.83" (97.3 mm) D	47605-140
[A] 14" Enclosure, 14.0" (355.6 mm) H x 14.38" (365.3 mm) W x 3.63" (92.2 mm) D	47605-14E
14" Multi-Dwelling Unit Configuration A Enclosure and Flush-Mount Cover, 15.32" (389.1 mm) H x 15.62" (396.7 mm) W x 3.83" (97.3 mm) D	47605-1MG
[B] 14" Flush-Mount Cover, 15.32" (389.1 mm) H x 15.62" (396.7 mm) W x 0.20" (5.1 mm) D	47605-14C
[C] 14" Economy Hinged Door, 15.32" (389.1 mm) H x 15.62" (396.7 mm) W x 0.25" (6.4 mm) D	47605-14D
14" Premium Vented Hinged Door, 15.32" (389.1 mm) H x 15.62" (396.7 mm) W x 0.25" (6.4 mm) D	47605-14S
14" Enclosure, job packed, 6 per pack, 14.0" (355.6 mm) H x 14.38" (365.3 mm) W x 3.63" (92.2 mm) D	47605-14G
14" Flush-Mount Cover, job packed, 6 per pack, 15.32" (389.1 mm) H x 15.62" (396.7 mm) W x 0.20" (5.1 mm) D	47605-14B
Structured Media Enclosure Lock & Key for 14", 21", 28", and 42" hinged doors	5L000-L0K

### 21" Structured Media Enclosures, Covers, and Doors

Description	Cat. No.
[D] 21" Enclosure, 21.0" (533.4 mm) H x 14.38" (365.3 mm) W x 3.63" (92.2 mm) D	47605-21E
[E] 21" Flush-Mount Cover, 22.35" (567.7 mm) H x 15.62" (396.7 mm) W x 0.20" (5.1 mm) D	47605-21C
[F] 21" Premium Vented Hinged Door, 22.35" (567.7 mm) H x 15.62" (396.7 mm) W x 0.25" (6.4 mm) D	47605-21S
Structured Media Enclosure Lock & Key for 14", 21", 28", and 42" hinged doors	5L000-L0K

### Compact Structured Media MDU Enclosures

Description	Cat. No.
[G] Compact Structured Media Enclosure and Cover, empty, 8.02" (203.7 mm) H x 14.38" (365.2 mm) W x 3.71" (94.2 mm) D	47605-MDU
Compact Structured Media Enclosure Cover only, 15.375" (390.5 mm) H x 9" (228.6 mm) W x .5" (12.7 mm) D	47605-MDC
[H] MDU Kit (Compact Structured Media Enclosure and Cover plus 1x6 Telephone Expansion Board), 8.02" (203.7 mm) H x 14.38" (365.2 mm) W x 3.71" (94.2 mm) D	47604-0F6
[J] MDU Kit (Compact Structured Media Enclosure and Cover plus 1x6 Telephone Expansion Board and 6-Way 1 GHz Splitter), 8.02" (203.7 mm) H x 14.38" (365.2 mm) W x 3.71" (94.2 mm) D	47604-F6S



47605-28N



47605-28P



47605-28P


## Structured Media® Enclosures

### Leviton 28" & 42" Structured Media Enclosures

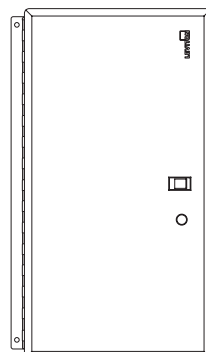
The 28" enclosures can comfortably accommodate up to eight distribution modules, depending on selection and density. The 42" enclosures have generous capacity for up to 12 modules, and can also simultaneously accommodate many diverse functions. In larger homes, many contractors specify multiple Structured Media Center enclosures, sometimes separating coaxial cable-based CATV or Satellite TV equipment from the Cat 5e or Cat 6 UTP-based communications and networking equipment. Leviton's exclusive backplates allows for off-site configuration of components for reduced on-site labor.

Leviton 28" Structured Media Enclosures & Covers	
Description	Part No.
28" Enclosure and Flush-Mount Cover, 29.32" (744.7mm) H x 15.62" (396.7mm) W x 3.68" (93.5mm) D	47605-28W
28" Enclosure only, 28.0" (711.2mm) H x 14.38" (365.3mm) W x 3.60" (91.4mm) D	47605-28N
28" Multi-Dwelling Unit Configuration A Enclosure and Flush-Mount Cover, 29.32" (744.7mm) H x 15.62" (396.7mm) W x 3.68" (93.5mm) D	47605-2MG
28" Multi-Dwelling Unit Configuration B Enclosure only, 28.0" (711.2mm) H x 14.38" (365.3mm) W x 3.60" (91.4mm) D	47605-M28
28" Flush-Mount Cover, 29.32" (744.7mm) H x 15.62" (396.7mm) W x 0.20" (5.1mm) D	47605-F28
28" Economy Hinged Door, 29.32" (744.7mm) H x 15.62" (396.7mm) W x 0.25" (6.4mm) D	47605-28D
28" Premium Vented Hinged Door, 29.32" (744.7mm) H x 15.62" (396.7mm) W x 0.25" (6.4mm) D	47605-28S
28" Enclosure only, job packed, 3 per pack, 28.0" (711.2mm) H x 14.38" (365.3mm) W x 3.60" (91.4mm) D	47605-28G
28" Flush-Mount Cover only job packed, 3 per pack, 29.32" (744.7mm) H x 15.62" (396.7mm) W x 0.20" (5.1mm) D	47605-28B
28" Pre-Fab Back Plate, 25" (635.0mm) H x 13.5" (342.9mm) W x 0.38" (9.65mm) D	47605-2BP

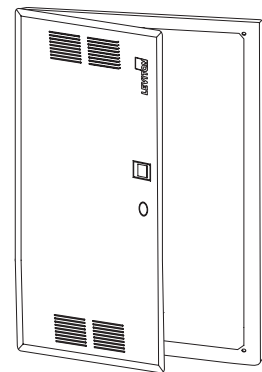
### SPOTLIGHT | Choosing Your Structured Media Center Enclosure Cover or Door



FLUSH MOUNT COVER



END HINGED DOOR



PREMIUM HINGED VENTED DOOR



Leviton 42" Structured Media® Enclosures & Covers	
Description	Part No.
42" Enclosure and Flush-Mount Cover, 43.32" (1,100.3mm) H x 15.62" (396.7mm) W x 3.68" (93.5mm) D	47605-42W
42" Enclosure only, 42.16" (1,070.8mm) H x 14.38" (365.3mm) W x 3.60" (91.4mm) D	47605-42N
42" Multi-Dwelling Unit Configuration A Enclosure and Flush-Mount Cover, 43.32" (1,100.3mm) H x 15.62" (396.7mm) W x 3.68" (93.5mm) D	47605-4MG
42" Multi-Dwelling Unit Configuration B, Enclosure only, 42.16" (1,070.8) H x 14.38" (365.3mm) W x 3.60" (91.4mm) D	47605-M42
42" Flush-Mount Cover, 43.32" (1100.3mm) H x 15.62" (396.7mm) W x 0.20" (5.1mm) D	47605-F42
42" Economy Hinged Door, 43.32" (1100.3mm) H x 15.62" (396.7mm) W x 0.25" (6.4mm) D	47605-42D
42" Premium Hinged Door, 43.32" (1100.3mm) H x 15.62" (396.7mm) W x 0.25" (6.4mm) D	47605-42S
42" Pre-Fab Back Plate, 40.0" (1,016.0mm) H x 13.5" (342.9mm) W x 0.38" (9.65mm) D	47605-4BP



47605-42N

### 28" & 42" Extender Bracket Frames & SMC Accessories

#### Specifications and Features

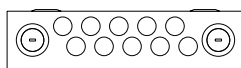
- Extender Brackets provide additional 2" of depth
- Allows for better cable management and for large modules within the SMC
- Made of sturdy, white powder coated 18-gauge sheet metal
- Louvers enhance ventilation for added protection against heat build up from installed modules

#### 28" & 42" Structured Media Center Extender Bracket Frames & SMC Accessories

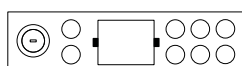
Description	Part No.
Extender Bracket, 2" depth extension package for 28" Structured Media Centers	47612-28B
Extender Bracket, 2" depth extension package for 42" Structured Media Centers	47612-42B
Structured Media Center Lock & Key	5L000-L0K

### SPOTLIGHT | Structured Media Center Enclosure Options

MDU Configuration A

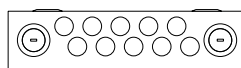


Top

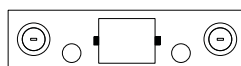


Bottom

MDU Configuration B



Top




Bottom

Knockout sizes support 1" & 2" commercial conduit.

Extender Bracket Frame  
(SMC sold separately)





## Structured Media® Enclosures

### Multi-Bay FTTH Enclosures

Multi-Bay Enclosures provide excellent termination and mounting locations for both in-home structured wiring and fiber-to-the-home (FTTH) components. Structured wiring components typically mount in the upper section of the dual enclosure and optical network termination (ONT) mounts in the lower section. The dual enclosure can be surface-mounted or mounted between metal or wood wall studs using provided screws.

#### Features and Benefits

- Multi-bay enclosure design allows separate lockable sections for FTTH integration
- In a separate bay, a full Leviton structured wiring system can be easily connected and optimized up to gigabit speeds to maximize incoming fiber optic connection
- Ideal for new installations or retrofits
- Uses multiple covers or doors to provide access and security.
- Flush-Mount cover, economy, premium, and premium vented doors available

Multi-Bay Enclosures		
Description		Cat. No.
	14" + 14" Dual Multi-Bay Enclosure, 29.64" (752.8 mm) H x 14.30" (363.2 mm) W x 3.63" (92.2 mm) D	47FTH-440
[A]	28" + 14" Dual Multi-Bay Enclosure, 46.64" (1,184.6 mm) H x 14.30" (363.2 mm) W x 3.63" (92.2 mm) D r	47FTH-840
	28" + 14" + 14" Triple Multi-Bay Enclosure, 59.22" (1,504.1 mm) H x 14.30" (363.2 mm) W x 3.63" (92.2 mm) D	47FTH-844
	42" + 14" Dual Multi-Bay Enclosure, 57.64" (1,464.1 mm) H x 14.30" (363.2 mm) W x 3.63" (92.2 mm) D	47FTH-420
	14" + 14" + 14" Triple Multi-Bay Enclosure, 45.22" (1,148 mm) H x 14.30" (363.2 mm) W x 3.63" (92.2 mm) D r	47FTH-240
[B]	28" + 28" Dual Multi-Bay Enclosure, 57.64" (1,464.1 mm) H x 14.30" (363.2 mm) W x 3.63" (92.2 mm) D	47FTH-880

Note: See pages 108-109 for covers and doors. r = Minimum order quantity and lead times may apply.

### FTTH Point of Entry Box

The Fiber-to-the Home (FTTH) Point of Entry Box provides a location to terminate fiber coming from a service provider to pigtails at the subscriber's premises. It's a convenient staging demarcation point with quick and easy access for activation as residents request FTTH service.

#### Features and Benefits

- Provides convenient staging prior to terminating incoming fiber from service provider
- Can mount inside the Structured Media enclosure or as a stand-alone unit on a wall
- Includes magnet for easy installation and place adjustments
- Includes an SC/APC adapter with two dust caps and two splice sleeves
- Made of ABS plastic

#### Fiber-to-The-Home Solution

Description	Cat. No.
FTTH Point of Entry Box, 3.94" (100 mm) H x 3.15" (80 mm) W x .84" (21 mm) D Δ	FTH00-00W

r = Minimum order quantity and lead times may apply





## Concrete-Mountable Structured Media Enclosures

Concrete-Mountable Structured Media Enclosures are specially designed for concrete pour and cinder-block construction methods.

### Specifications and Features

- Designed to withstand added weight during concrete pouring
- Moisture-resistant powder coating binds with treated steel to provide multiple levels of corrosion protection and durability
- Knock-outs on the top and bottom support conduit up to 1.5" in diameter and facilitate cable routing and entry
- Power knock-out located on side panel for increased vertical cable routing capacity
- Durable powder coating withstands 1/8" dent test for cured flexibility (per ASTM D 522-93A standard) for minimized scratching, cracking, or peeling during shipping or installation

### Concrete-Mountable Structured Media Enclosures

Description	Cat. No.
Concrete-Mountable Structured Media Enclosure, 21"	48605-21E
[A] Concrete-Mountable Structured Media Enclosure, 28"	48605-28E
Concrete-Mountable Structured Media Enclosure, 42"	48605-42E
[B] Concrete-Mountable Structured Media Duplex Receptacle Power Box	48605-2GP

## RF Transparent Enclosure for Wireless Transmission

### Specifications and Features


- Expands the reach of wireless signals by diminishing the effect of interference with the ABS polymer construction
- 180° hinged cover allows for quick and easy access to network equipment
- Makes servicing and expansion easy with twelve 1" entry/exit ports and additional 1/4" knock-outs and conduit adapters
- Compatible with most Leviton Connected Home patch panels, voice, data, video, and audio quick-connect distribution modules
- Ensures safety with UL Compliant ABS flame-retardant polymer
- Vented for cooling

### RF Transparent Structured Media Enclosure

Description	Cat. No.
[C] RF Transparent Structured Media Enclosure with Door, 30"	49605-30W



A



B



C




### SPOTLIGHT | Wireless 802.11n Dual-Band Gigabit Router

The Leviton wireless router allows multiple users to share a single, secure, high-speed broadband (DSL or cable) Internet connection, creating a private network for home, small office, or school environments. Combine it with the RF Transparent Structured Media Enclosure to maximize the Wi-Fi signal range.

For more information, see page 114.

## Mounting Brackets & Patch Cords



Mounting Brackets		
Description	Cat. No.	
[A] Single Plastic Bracket, for single expansion board, white	47612-SBK	
[B] Standard (12" width) Expansion Plastic Bracket, for up to five expansion boards, white	47612-EBK	
Shelf Plastic Bracket, for up to three expansion boards and CATV splitter, white (compact width)	47612-VSB	
[C] Compact (6" width) Expansion Plastic Bracket, for up to three expansion boards, white	47612-HBK	
[D] Data Plastic Bracket, for mounting routers and switches	47612-DBK	
[E] 12-Port QuickPort Mounting Bracket	47600-QPB	


Mounting Brackets	
Made of sturdy white ABS plastic	
Include push-lock pins	
Snap-in installation in any Leviton 14", 21", 28", or 42" Structured Media® Enclosure	
Allow for cable management via routing under bracket	
12-port bracket made of black polycarbonate	
12-port bracket accepts all QuickPort® connectors	

Patch Cords		
Description	Cat. No.	
[F] Home 6® Ultra High-Flex Patch Cord	6HHOM-xx*	
Home 5e® Ultra High-Flex Patch Cord	5HHOM-xx*	
8-Conductor Flat Telephone Patch Cord, 8" long	42400-8FG	

Patch Cords	
Available in Cat 6 and Cat 5e	
Low-profile Ultra High-Flex Patch Cords allow tighter radius connections	
Available in five lengths and four colors	

xx = Length: 6" (06), 1' (01), 2' (02), 3' (03), or 4' (04). \* = Colors: Choose from any of the colors below.

## 19" Cabinet Patching Solutions



19" Cabinet Patching Solutions		
Description	Cat. No.	
[G] 1RU 12-Port Flat 110-Style Patch Panel	5G596-U12	
[H] 1RU 24-Port Flat 110-Style Patch Panel	5G596-U24	
[I] 1RU 24-Port Flat QuickPort Patch Panel	49255-H24‡	

‡ = Patch panel sold empty. QuickPort connectors must be purchased separately.

19" Cabinet Patching Solutions	
Perfect for small enterprise or custom home applications	
Build a fast and reliable network with Gigabit speeds	
Patching solutions for HDBaseT AV applications	
110-Style terminations with ANSI/TIA 568 A/B wiring topology	
QuickPort® option provides capability for fully customized multimedia panel configurations	



## Security Brackets, Shelf Brackets, & Tools

### Universal Security & Shelf Brackets

Universal Shelf Bracket allows security batteries and other active products to be mounted inside any Structured Media® Enclosure

Shelf Bracket includes four 8" long Velcro® Brand strips, ensuring vertical and horizontal stability

Universal Security Board Mounting Plate includes four adhesive clips for mounting within any Leviton Structured Media Enclosure

Combo Bracket allows Leviton products to be installed in most non-Leviton structured wiring enclosures

Universal Mounting Brackets allow an unlimited number of upgrades (limited only by enclosure size) to be added to an existing security system terminated within any Leviton Structured Media Enclosure

Universal Brackets are sold in pairs with self-tapping screws and spacers to easily connect the largest number of security alarm manufacturers' panels

### Universal Security and Shelf Brackets

Description	Cat. No.
[A] Universal Shelf Bracket	47612-UBK
[B] Compact (6" width) Universal Security Board Mounting Plate	47612-HSB
[C] Standard (12" width) Universal Security Board Mounting Plate	47612-FSB
[D] Combo Bracket	47612-CBK
[E] Compact (6" width) Universal Mounting Bracket	47612-6SB
[F] Standard (12" width) Universal Mounting Bracket	47612-1SB

### Residential Accessories

Description	Cat. No.
EZ-RJ45 Connector, 50/pack	47613-EZC
EZ-RJ45 Connector Display Pack, 10/pack	47613-EZR
H EZ-RJ45 Cat 6 Plug 50/pack	47613-EZ6
Push-Lock Pins for SMCs, 20/pack	47615-NYL
Reclosable Tie-Wrap, 5" Length, 25/pack	43105-005
Reclosable Tie-Wrap, 8" Length, 25/pack	43108-008
Reclosable Tie-Wrap, 12" Length, 25/pack	43112-012



### Residential Tools

Description	Cat. No.
Wire Punchdown / Termination Tool, blades sold separately	49553-814
110 IDC Blade	49553-110
66-Clip Blade	49553-066
BIX® Blade	49553-BIX
Krone® Blade	49553-KRN
Awl (woodscrew starter punch)	49553-AWL
Master Compression Tool	40989-CPT
UTP Stripping Tool	49660-00P
Coaxial Stripping Tool	C5914-000
G EZ-RJ45 Crimp Tool	40989-ACT





A



B



C



D

No port forwarding required: wireless router uses default IP address of Omni controllers to enable quick set up and installation.

## Routers & Switches

### Features and Benefits

#### Gigabit Router

Compliant with IEEE 802.11a/b/g/n dual band (2.4G Hz & 5G Hz simultaneously) wireless technology capable up to 300+300 Mbps data rate

Advanced security: 64/128-bit WEP, WPA/WPA2 and WPA-PSK/WPA2-PSK (TKIP/AES encryption)

Supports Wi-Fi® Protected setup (WPS), NAT firewall, IP/port/URL-based access control, and MAC address filtering

Includes Gigabit RJ-45 ports (10/100/1000 Mbps) of 1 WAN and 4 LAN ports

Supports dual-SSID to access different networks through a single AP

Supports NTP, Virtual Server, UPnP, and DMZ for various networking applications

#### Gigabit Ethernet Switch

10/100/1000 Mbps data transfer rate

Eight RJ-45 connector Mbps LAN ports

Power button arrows for easy power down

LEDs indicate power; LINK/Activity; and 10, 100, or 1000 Mbps

Plug-n-play installation

Auto detect uplink to easily cascade additional hubs, switches, and routers from any port

Features high-performance, store-and-forward switching architecture with CRC

#### 100 Mbps Ethernet Switches

10/100 Mbps data transfer rate

Network additional PCs, printers, and other peripherals beyond router capacity

Connects to many home office Ethernet devices

Available in 5- and 8-port versions

### Data Networking Routers and Switches

Description	Cat. No.
[A] Gigabit 8-Port Ethernet Switch, 2.52" (64 mm) H x 6.50" (165.1 mm) W x 3.54" (89.9 mm) D	47611-8GB
[B] 100 Mbps 5-Port Ethernet Switch, 2.52" (64 mm) H x 6.50" (165.1 mm) W x 3.54" (89.9 mm) D	47611-5PT
[C] 100 Mbps 8-Port Ethernet Switch, 2.52" (64 mm) H x 6.50" (165.1 mm) W x 3.54" (89.9 mm) D	47611-8PT
[D] Gigabit 4-Port Router and 300 Mbps Dual-Band Wi-Fi, 6.76" (171.61 mm) H x 4.38" (111.16 mm) W x 1.01" (25.47 mm) D	47611-WG4

### SPOTLIGHT | Ultra High Flex Patch Cords

Leviton's Ultra High Flex Patch Cables offer extra flexible connectivity inside or outside a Structured Media® Center enclosure. The low-profile cables support data applications, and are available in a variety of colors for color-coding or organization.





# Power Supplies & Surge Protection

Features and Benefits	
<p><b>Surge-Protection, Standard AC Power Modules, &amp; J-Box Kits</b></p> <p>Fit in standard 14", 21", 28", and 42" Structured Media® Enclosures</p> <p>Surge-protected versions provide enhanced protection and EMI/RFI filtering per UL 1449 standards</p>	<p><b>AC Surge Modules</b></p> <p>Includes six surge-protected NEMA 5-15P receptacles</p> <p>Allows six AC/DC power adapters to fit easily into Structured Media Enclosures</p> <p>Powers routers, switches, modems, volume controls, camera hubs, and other Structured Media mounted devices</p>
<p><b>DC BUS Module</b></p> <p>Eliminates need for more than two bulky AC/DC power adapters</p> <p>Contains six 12 VDC power outputs at up to 1500 mA total</p> <p>Contains three 24 VDC power outputs at up to 1000 mA total including one F-connector</p> <p>Output power cables included for all except 24 VDC F-connector connection</p>	<p><b>Universal Mini DC Power Supplies</b></p> <p>90 - 264 VAC - 50/60 Hz input</p> <p>Provides three 12 VDC outputs with surge protection at 833 mA total</p> <p>Eliminates the need for multiple bulky AC/DC power adapters</p>
<p><b>Versatile DC Power Supplies</b></p> <p>120 VAC - 60 Hz input</p> <p>Provides 12 VDC outputs with surge protection at 3.34A total</p> <p>Includes NEMA 5-15 AC receptacles at 15A total</p> <p>Eliminates the need for multiple bulky AC/DC power adapters</p>	<p><b>Universal DC Power Supplies</b></p> <p>100 - 240 VAC - 50/60 Hz input</p> <p>Provides nine 12 VDC outputs with surge protection at 3.34A total</p> <p>Includes one IEC AC power receptacle</p> <p>For North American and international use</p> <p>Eliminates the need for multiple bulky AC/DC power adapters</p>

Power Supplies		
Description		Cat. No.
[A]	Surge J-Box Kit, one duplex receptacle, wallplate	47605-ACS
	Non-Surge J-Box Kit, one duplex receptacle, wallplate	47605-ACN
[B]	Surge AC Power Module, two duplex receptacles	47605-ODP
	Non-Surge AC Power Module, two duplex receptacles	47605-NDP
[C]	DC Bus Module, 12 VDC and 24 VDC	48212-124
[D]	Versatile Power Supply, six 12 VDC connectors and two NEMA 15A receptacles	47605-PSC
[E]	AC Surge Module, six receptacles	48212-06S
[F]	Universal Mini DC Power Supply, three 12 VDC connectors	47605-PSB
[G]	Universal DC Power Supply, nine 12 VDC connectors and one IEC AC receptacle	47605-PSA
	IEC TO NEMA 15A Adapter Power Cord, 12" (accessory for 47605-PSA)	48212-IEC



# Twist & Mount, TIDP, & Compact Structured Media® Panels

## Features and Benefits

### Twist & Mount Patch Panels

Low-profile, high-density, component-rated patching for both voice and gigabit ethernet connections

Feature simple twist and mount installation

Offered in Cat 6, Cat 5e, and Cat 6/Cat 5e configurations

Universal T568A and T568B wiring labels ensure compatibility in both residential and commercial installations

Manufactured from black ABS plastic

Meet or exceed all TIA-568-C.2 bend radius requirements

Available in 12- and 24-port versions

### Telephone Input Distribution Panels (TIDP)

Supports four-line telephone distribution

Offers choice of inputs and outputs: one 4-pair 110-style IDC input, four industry-standard RJ-11 jack inputs for use with “triple play” modems, or 12 modular industry-standard RJ-45 jack outputs

Includes a security jack for interface with security systems

Test and auxiliary disconnect outlet (ADO) ports for isolation and testing of telephone line connections

Includes twelve 8” telephone patch cords



## Twist & Mount Panels and Telephone Distribution Panels

Description	Cat. No.
Twist & Mount Patch Panel - 12 ports each of Cat 6 and Cat 5e (24 ports total)	476TM-654
[A] Twist & Mount Patch Panel - 24 ports of Cat 6	476TM-624
Twist & Mount Patch Panel - 24 ports of Cat 5e	476TM-524
Twist & Mount Patch Panel - 6 ports each of Cat 6 and Cat 5e (12 ports total)	476TM-652
Twist & Mount Patch Panel - 12 ports of Cat 6	476TM-612
[B] Twist & Mount Patch Panel - 12 ports of Cat 5e	476TM-512
[C] Telephone Input Distribution Panel (TIDP)	476TL-T12

## Features and Benefits

### Pre-configured Compact Structured Media Panels

Compact series (6” width) pre-configured panels are an ideal solution for basic telephone, data, security interface, and TV distribution in MDUs where space and budget are of primary concern

Provides four to nine bridged telephone connections, up to four Cat 5e data connections, and up to eight video connections

## Pre-Configured Compact Structured Media Panels - Compact Width (6”)

Description	Cat. No.
1x9 Bridged Telephone and 4-way 1 GHz TV Splitter	47603-1G4
[D] 1x9 Bridged Telephone and 6-way 1 GHz TV Splitter	47603-1G6
1x9 Bridged Telephone and 8-way 1 GHz TV Splitter	47603-1G8
[E] 1x4 Bridged Telephone, 4 Data, and 6-way 1 GHz TV Splitter	47603-DP6
1x7 Bridged Telephone, Security Interface, and 6-way 1 GHz TV Splitter	47603-TSV




## Standard Structured Media® Panels

### Features and Benefits

#### Pre-Configured Structured Media Panels


Standard series (12" width) pre-configured panels combine voice, data, and TV modules into a single, simple distribution point. Several pre-configured options are available with room for customization with additional expansion boards.



#### Pre-Configured Standard Structured Media Panels

Description	Features	Cat. No.
[A] Basic Telephone & Video Panel	One 1x9 Bridged Telephone Board One 6-way 2 GHz TV Splitter	47606-BTV
[B] Basic Home Networking Plus Panel	One Telephone Patching Board One Cat 5e Voice & Data Board Six 4-line telephone connections One 6-way 2 GHz TV Splitter	47606-BNP
Advanced Home Telephone & Video Panel	One Telephone Line Distribution Board 19 multi-line telephone connections One Cat 5e Voice & Data Board One 6-way 2 GHz TV Splitter	47606-AHT
[C] Advanced Home Office Panel	One Telephone Line Distribution Board 19 multi-line telephone connections Two Cat 5e Voice & Data Boards One 6-way 2 GHz TV Splitter	47606-ASO
12-Port Structured Media Panel	One Telephone Line Distribution Board 19 multi-line telephone connections Two Cat 5e Voice & Data Boards	47603-12P
[D] 18-Port Structured Media Panel	One Telephone Line Distribution Board 19 multi-line telephone connections Three Cat 5e Voice & Data Boards	47603-18P
[E] 24-Port Structured Media Panel	One Telephone Line Distribution Board 19 multi-line telephone connections Four Cat 5e Voice & Data Boards	47603-24P
[F] 4x12 Telephone Distribution Panel	One 4x12 Telephone Distribution Board	47603-12M
4x12 Telephone Distribution Panel w/ Splitter	One 4x12 Telephone Distribution Board One 8-way 2 GHz TV Splitter	47603-412
[G] 4x18 Telephone Distribution Panel	One 4x18 Telephone Distribution Board	47603-18M
[H] 4x18 Telephone Distribution Panel w/ Cat 5e Board	One 4x18 Telephone Distribution Board One Cat 5e Voice & Data Board	47603-8C1

## Modules & Expansion Boards




Modules		
Description		Cat. No.
[A]	1x9 Bridged Telephone Module	47689-00B
[B]	Cat 5e Voice & Data Module	47605-C5B
[C]	Cat 6 Voice & Data Module	47611-C6B
	DSL Filter Module	47616-DSB
	Telephone Security Module	47609-TSV

Expansion Boards				
Description	Application	Features		Cat. No.
[D]	Cat 5e Voice and Data Board	Data, Telephone, Fax, Modem	Patch phone or data connections to six locations Combine with a TLDM, key system, or network switches 4-pair 110-type IDC punchdowns Six Cat 5e RJ-45 ports Printed circuit board	47603-0C5
[E]	Cat 6 Voice and Data Board	Data, Telephone, Fax, Modem	TIA-568-C channel-rated for gigabit ethernet Combine with gigabit internet router or ethernet switch 4-pair 110-type IDC punchdowns and six Cat 6 connectors	47611-0C6
[F]	VDSL Board w/ 1x5 Bridged Phone w/ Data Passthrough IDCs	Data, Telephone, Modem	Bridge up to four telephone lines to five locations Connect up to five separate telephones per line IDC connectors for Cat 5 or Cat 5e wire Termination point and pass-through for a data connection via IDCs up to 150 MHz	47609-D5P
[G]	Combo Phone & Data Board w/ 1x4 Bridged Phone and 4-Port Cat 5e	Data, Telephone	Provides data and phone connections on a single board 1x4 phone portion provides four telephone lines to up to four locations via IDC punchdowns Four ports of Cat 5e 150 MHz data connections via modular RJ-45 connectors and 4-pair 110-type IDC punchdowns	47609-4DP
[H]	Camera Hub	Video	Injects power for cameras, provides video-out signals for other video equipment in the Structured Media® Enclosure	VSHUB-000
	Camera Hub w/ IDC Connectors	Video	Injects power for cameras, provides video-out signals for other video equipment in the Structured Media Enclosure Standard 110 IDC terminations or 8P8C jacks for connection to camera UTP cabling	VSHUB-IDC

### SPOTLIGHT | Panels, Modules, Boards: What's the difference?

#### Pre-configured Structured Media Panels

include multiple expansion boards combining voice, data, and TV boards into a single distribution point. Modules include an expansion board on a single ABS mounting bracket. Expansion Boards mount in Structured Media Panels or Mounting Brackets (see pages 116-119).



Pre-configured Structured Media Panels    Module    Expansion Board





## Expansion Boards



Expansion Boards (Continued)				
Description	Applications	Features	Cat. No.	
[A] 1x9 Bridged Telephone Board	Telephone, Fax, Modem	Bridge up to four telephone lines to nine locations Connect up to nine separate telephones per line Printed circuit board 4-pair 110-type IDC punchdowns	47603-110	
[B] 1x6 Bridged Telephone Board	Telephone, Fax, Modem	Bridge up to four telephone lines to six locations Connect up to six separate telephones per line Printed circuit board IDC connectors for Cat 5 or Cat 5e wire RJ-45 expansion port	47609-0F6	
[C] 1x10 Bridged Telephone Board	Telephone, Fax, Modem	Bridge up to six telephone lines to 10 locations Connect up to 10 separate telephones per line Printed circuit board IDC connectors for Cat 5 or Cat 5e wire Security port  Punchdown security interface to accommodate alarm systems	47609-S10	
[D] 1x4 Bridged Telephone Board	Telephone, Fax, Modem	Bridge up to four lines to four locations via IDC punchdowns	47609-004	
[E] Telephone Patching Board/ Expanded 4-line Telephone Distribution	Telephone, Fax, Modem	Bridge up to four telephone lines to seven locations Printed circuit board module One incoming 4-pair 110-type IDC punchdown Seven outgoing RJ-45 connector connections  Combine with a Cat 5e board to route telephone to remote locations	47609-EMP	
DSL Filter Board	Telephone, Modem	Filters DSL signal from phone line before distribution throughout home or office  Eliminates need for individual filters at wallplate Use with any phone distribution module  Printed circuit board module w/ RJ-45 connector and 110-type punchdown	47616-DSF	
Telephone Line Distribution Board	Telephone, Fax, Modem	19 multi-line telephone connections in combinations of two or four lines  Bridge "line 1" service to 12 locations and four-line service to eight locations  Connect to Cat 5e Voice & Data Board(s) or additional panels for more connections and easier moves/adds/changes  Independent RJ-45 connector and punchdown security interface to accommodate alarm systems	47603-TDM	
[F] 4x12 Telephone Distribution Board	Telephone, Fax	Bridge up to four telephone lines to 12 locations	47603-12B	
[G] 4x18 Telephone Distribution Board	Telephone, Fax	Bridge up to four telephone lines to 18 locations	47603-18B	

## Video Distribution Modules & Splitters


Features and Benefits	
<p><b>Premium Amplified CATV/HDTV Module</b></p> <p>Split and/or amplify signal to one, eight, or 16 TVs throughout the home</p> <p>Bi-directional circuitry supports advanced interactive applications, as well as standard TV and video inputs</p> <p>Forward path internal amplifier provides equal input and output level on all ports; reverse path is not affected</p> <p>Unity gain eliminates the need to manually adjust attenuation</p> <p>HDTV and digital cable ready, SCTE- and DOCSIS-compliant</p>	<p><b>Passive CATV/HDTV Splitters</b></p> <p>Split signal to four, six, or eight TVs throughout the home Provide digital cable, cable TV, and other TV services via coaxial cable</p> <p>Lightweight, strong die-cast housing</p> <p>HDTV and digital cable ready SCTE-compliant</p> <p>Available with and without Structure Media® Enclosure mounting bracket</p> <p><b>3x1 Passive Combiner Module</b></p> <p>Digital CATV compatible</p> <p>Provides bi-directional signal path to support cable modem or digital cable communications</p> <p>F-ports provide up to 15 psi weather sealing</p>



Premium Modules		
Description	1 GHZ	
[A] 1x1 Premium Video Module	47693-01P	
[B] 1x8 Premium Video Module	47693-08P	
[C] 1x16 Premium Video Module	47693-16P	
[D] 3x1 Passive Combiner	47693-31P	
Passive Splitters (with and without Mounting Bracket)		
Description	2 GHZ	
[E] 1x6 Passive Video Splitter w/ bracket for 14", 21", 28", and 42" SMCs	47690-6C2	
[F] 1x8 Passive Video Splitter w/ bracket for 14", 21", 28", and 42" SMCs	47690-8C2	
[G] 1x6 Passive Video Splitter	47690-0G6	
[H] 1x8 Passive Video Splitter	47690-0G8	

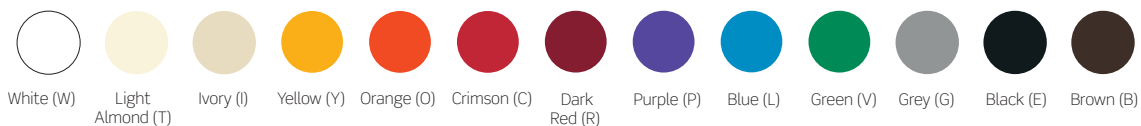


Features and Benefits	
<b>GigaMax UTP QuickPort® Connectors</b> <ul style="list-style-type: none"> <li>• Single T568A or T568B wiring labels simplify terminations</li> <li>• Narrow connector profile for high-density installations</li> <li>• Compatible with Fluke JackRapid Punchdown Tool for quick and easy terminations</li> <li>• Durable one-piece frame built for longevity</li> <li>• Made in the USA</li> </ul>	<b>Cat 5/3 &amp; USOC UTP QuickPort Connectors</b> <ul style="list-style-type: none"> <li>• Fit into all QuickPort wallplates and housings</li> <li>• Full support of voice and low-speed data applications</li> <li>• Cat 5/3 and 8P8C USOC accept RJ-45 plugs; 6P6C USOC accepts RJ-11 plugs</li> </ul> <b>HOME Cat 5e/6</b> <ul style="list-style-type: none"> <li>• Residential-grade connectors for data and voice applications</li> <li>• Easy to read T568A wiring</li> </ul>



Data & Voice QuickPort Connectors		
Description	Application	Cat. No.
[A] GigaMax® Cat 5e UTP Connector	High-Speed Data	5G108-R*6
[B] HOME 6 Connector, Standard	Voice & Data	61HOM-R^6
[C] HOME 5e Connector, Standard	Voice & Data	5EHOM-R^5
[D] Cat 5 Connector	Voice & low speed data	41108-R*5
[E] Cat 3 Connector	Voice & low speed data	41108-R*3
[F] USOC Connector, 8P8C	Voice	41108-R*8
[G] USOC Connector, 6P6C	Voice	41106-R*6

\* = Colors: Choose from any of the 13 colors below  
 ^ = Colors: White (W), Light Almond (T), Ivory (I), Blue (L), Grey (G), Black (E), and Brown (B)  
 All Leviton Category-Rated Connectors are RoHS Compliant.





# WALLPLATES







## WALLPLATES

Leviton offers a broad selection of at-the-wall connection options designed for residential, light commercial, and enterprise markets. QuickPort® wallplates offer the ultimate in fast installation, designer styling, durability, and easy cleaning.

- 125** Introduction
- 126** Renu® & QuickPort
- 128** Decora® & QuickPlate®
- 130** Home Theater Receptacles

## WALLPLATES



Leviton offers an extensive selection of wallplates and housings, with the colors and styles needed for virtually any type of application. The Renu® system offers tool-free, snap-on wallplate installation and QuickPort® compatibility, while the Decora® designer brand provides an unmatched signature look suitable for the home or office.



# Wallplates

## Renu

Renu is Leviton's smart electrical and data connectivity system. Renu® QuickPort® compatible wallplates snap on and off quickly and easily with no tools, simplifying installation and ongoing maintenance. Choose from wallplates and inserts in Renu White on White, Navajo Sand, and Onyx Black. The complete Renu collection includes 20 color options and a wide selection of switch, dimmer, and outlet styles.

## Decora

Leviton Decora® brand Designer Wallplates – available in a wide spectrum of colors and styles – can add subtle elegance to any home or office. Sleek, versatile, and convenient, they also come in a midway size that gives greater coverage, and can hide unsightly wall surface irregularities. All Leviton Decora® Wallplates can stand up to heavy use while coordinating perfectly with paint or wall coverings.

## QuickPort

The QuickPort® system, Leviton's exclusive set of mix and match panels, connectors, wallplates, and surface-mount boxes. The QuickPort family of connectors is compatible in any QuickPort housing. This simple solution is ideal for any environment that has frequent moves, adds, and changes.




## Renu® Wallplates & Inserts

Renu is Leviton's smart electrical and data connectivity system. Renu QuickPort® compatible wallplates snap on and off quickly and easily with no tools, simplifying installation and ongoing maintenance. Choose from wallplates and inserts in Renu White on White, Navajo Sand, and Onyx Black. The complete Renu collection includes 20 color options and a wide selection of switch, dimmer, and outlet styles.


### Features and Benefits

#### Renu Wallplates & Inserts

- Inserts accept all QuickPort connectors
- Screwless wallplates easily snap on to any Renu insert or device
- Slightly larger size covers wall imperfections
- Tongue and groove design simplifies alignment in multi-gang installations
- Adapter ring allows use of Decora® device with Renu wallplates
- Available in three standard colors to coordinate with the commercial-grade QuickPort line (white, light almond, black)
- Additional wallplate colors for switches, dimmers, and outlets available; visit [leviton.com/renu](http://leviton.com/renu)
- cULus Listed



Renu Wallplates and Inserts				
Description		White on White	Navajo Sand	Onyx Black
[A]	Snap-In Blank Module	RE640-BWW	RE640-BNS	RE640-BOB
	Four-Gang Wallplate	REWP4-OWW	REWP4-ONS	REWP4-OOB
	Three-Gang Wallplate	REWP3-OWW	REWP3-ONS	REWP3-OOB
[B]	Dual-Gang Wallplate	REWP2-OWW	REWP2-ONS	REWP2-OOB
[C]	Single-Gang Wallplate	REWP1-OWW	REWP1-ONS	REWP1-OOB
[D]	6-Port Insert	RE640-WW6	RE640-NS6	RE640-OB6
[E]	4-Port Insert	RE640-WW4	RE640-NS4	RE640-OB4
	3-Port Insert	RE640-WW3	RE640-NS3	RE640-OB3
[F]	2-Port Insert	RE640-WW2	RE640-NS2	RE640-OB2
	1-Port Insert	RE640-WW1	RE640-NS1	RE640-OB1



Renu Wallplate and 2-Port Insert with QuickPort Connectors



# QuickPort® Wallplates

## Features and Benefits

### QuickPort Flush-Mount & Angled Wallplates

Angled ports relieve stress on equipment cords  
Manufactured from ABS plastic for superior durability

### QuickPort Stainless-Steel Wallplates

Manufactured from 304 stainless steel in a brushed finish to provide corrosion resistance in a non-magnetic material  
Angled wallplate ports facilitate proper front and rear cable bend radius



A, B

C

D

E, F

G, H

I

## QuickPort Angled Wallplates

Description	White	Light Almond	Ivory
4-Port Wallplate	41081-4WP	41081-4TP	41081-4IP
[A] 2-Port Wallplate	41081-2WP	41081-2TP	41081-2IP
[B] 4-Port Wallplate w/ ID window	42081-4WS	42081-4TS	42081-4IS
2-Port Wallplate w/ ID window	42081-2WS	42081-2TS	42081-2IS

## QuickPort Flush-Mount Wallplates

[C] 6-Port Flush Mount	41080-6WP	41080-6TP	41080-6IP
4-Port Flush Mount	41080-4WP	41080-4TP	41080-4IP
[D] 3-Port Flush Mount	41080-3WP	41080-3TP	41080-3IP
2-Port Flush Mount	41080-2WP	41080-2TP	41080-2IP
1-Port Flush Mount	41080-1WP	41080-1TP	41080-1IP

## QuickPort Stainless-Steel Wallphone Plate

Description	Recessed	Flush
[E, F] 1-Port Wallplate	4108W-1SP	4108W-0SP

## QuickPort Single-Gang Stainless-Steel Wallplates

Description	1-Port	2-Port	3-Port	4-Port	6-Port
[G] Single-Gang Wallplate	43080-1S1	43080-1S2	43080-1S3	43080-1S4	43080-1S6

## QuickPort Dual-Gang Stainless-Steel Wallplates

Description	2-Port	4-Port	6-Port	8-Port	12-Port
[H] Dual-Gang Wallplate	43080-2S2	43080-2S4	43080-2S6	43080-2S8	43080-2S12

## QuickPort Angled Stainless-Steel Wallplates with ID Windows

Description	2-Port	4-Port
[I] Single-Gang Angled Wallplate	43081-1L2	43081-1L4
Dual-Gang Angled Wallplate	—	43081-2L4




White (-W)

Light Almond (-T)

Ivory (-I)

## Decora® Wallplates & Multimedia Inserts



Decora Single- and Dual-Gang Wallplates			
Description		Single-Gang	Dual-Gang
[A, B]	Decora, standard size, urea	80401-00*	80409-00*
	Decora, standard size, nylon	80401-0N*	80409-0N*
	Decora, standard size, stainless	84401-040	84409-040
	Decora Plus, standard size, polycarbonate	80301-0S*	80309-0S*
	Decora, midway, urea	80601-0S*	80609-0S*
	Decora, midway, nylon	PJ26-00*	PJ262-00*

\* = Colors: Choose from any of the colors below.

QuickPort® Multimedia Wallplate Inserts				
Description		White	Light Almond	Ivory
	6-Port Insert, polybag, standard carton	41646-00W	41646-00T	41646-00I
	4-Port Insert, polybag, standard carton	41644-00W	41644-00T	41644-00I
[C]	3-Port Insert, polybag, standard carton	41643-00W	41643-00T	41643-00I
	2-Port Insert, polybag, standard carton	41642-00W	41642-00T	41642-00I
[D]	1-Port Insert, polybag, standard carton	41641-00W	41641-00T	41641-00I
[E]	HDMI Decora Insert, feedthrough	41647-00W	—	41647-00I
[F]	DVI Decora Insert, feedthrough	41648-00W	—	41648-00I
[G]	Decora, white brush ,passthrough	41075-DBW	—	—

### SPOTLIGHT | Single-Gang QuickPlate® Tempo Wallplates with ID Windows

QuickPlate Tempo wallplates allow for fast, one-step installations. They feature patented rear wings that tighten the wallplate to wallboard, eliminating the need for a box or mounting brackets.



**QuickPlate Tempo available early Q2 2015. Please contact Inside Sales at 1.800.722.2082. Part numbers can be found on pages 95.**

# QuickPlate® Wallplates

## Features and Benefits

QuickPlate Wallplates distribute data, phone, and TV connections through a preassembled one-piece design

Rear facing IDC punchdowns and consistent positioning of data and F-Connectors eliminate onsite assembly. Rear facing 110 IDC punchdown for voice and data jacks make termination quick and easy

Robust one-piece wallplate and lead-frame jack design

Data port accepts Cat 5e with T568A wiring, and meets or exceeds applicable standards

Phone port accepts UTP with USOC wiring

Supports high-megabit and shared-sheath applications

F-style bulkhead connectors meet or exceed 10dB of return loss at 1 GHz and are SCTE compliant

Standard dimensions — 4.61" (117.1mm) H x 2.75" (69.9mm) W x 0.26" (6.5mm) D  
 Midway dimensions — 4.99" (126.7mm) H x 3.13" (79.4mm) W x 0.26" (6.5mm) D



## QuickPlate

Description	Standard Size Cat. No.	Midway Size Cat. No.
[A] One Data	5EA20-S1*	5EA20-M1*
[B] One Data, One F-Style	5EA20-S2*	5EA20-M2*
[C] One Data, One Phone, One F-Style	5EA20-S3*	5EA20-M3*
[D] Two Data, Two F-Style	5EA20-S4*	5EA20-M4*

\* = COLORS: CHOOSE FROM ANY OF THE COLORS BELOW.


## Wallplate Accessories

Description	Cat. No.
[F] QuickPort® Shutter Kit (50 shutters)	51084-ICN
White Label Kit	51084-XLB
[G] Color Label Kit †	51084-CLB
[H] Wallplate Mounting Brackets, single-gang, bulk polybag pack, 2 brackets per unit, rack pack carton	C0224-000
[I] Wallplate Mounting Bracket, dual-gang, individual polybag pack, rack pack carton	C0225-OCP

† = Color Label Kit includes grey, orange, red, yellow, green, blue, purple, and brown (2 sheets of each color).



Note: 80301 and 80309 are not available in black or brown





Mobile Device Station  
& USB Charger/Tamper-Resistant  
Receptacle

Decora Mobile Device Station

Renu Mobile Device Station

### Home Theater, Multi-Room, & Speaker Wallplates

- Designed for easy installation of cables using low-voltage rings and standard low-voltage junction boxes
- Home Theater Interface wallplate (AEHTK) accommodates 5.1 to 7.1 channel surround-sound systems, and features RCA connectors for subwoofer connection and two extra QuickPort® openings
- Multi-room Audio wallplate (AEMRK) accommodates left and right audio speakers (± connections), and two extra openings for additional QuickPort connectors (e.g., adding a subwoofer or 3.5 mm stereo phone jack)
- Speaker wallplate allows for simple, solderless connections to any home entertainment speaker system

### Recessed Entertainment Box (REB)

- Affordable solution manages home theater electronics in a single location
- Ideal for new construction (stud-mounted) and retrofit (wall-mounted) applications
- Low-profile frame provides neat, recessed installation
- Optional high-profile cover includes sliding plastic front panels, and channels all wires through the bottom of the unit

### Recessed Receptacles

#### Recessed Single-Gang Receptacle

- Fits most standard electrical boxes
- Supplies AC power for one or two components (flat panel TVs and video receiver)
- cULus Approved, code-compliant solution

#### Recessed Dual-Gang Duplex Receptacle with Six QuickPort Openings

- Centralizes connection points for AC power, audio, video, data, and phone
- Includes plastic electrical box for use in new and retrofit construction
- UL Approved, code-compliant solution

#### Mobile Device Station

- Turns a receptacle outlet into a convenient storage location for smartphones and MP3 players
- Installs without creating any new holes in the wall
- Available in both Decora® and Renu® styles
- Integrated cable management keeps charging cables organized and protected
- Requires a Leviton wallplate, sold separately
- Ideal with Leviton USB charger/tamper-resistant receptacle

#### USB Charger/Tamper-Resistant Receptacle

- USB ports with a combined power of 3.6A, ideal for charging tablets and other high-draw devices
- Compact design fits in a standard wallbox, is compatible with standard wallplates, and can be multi-ganged with other standard Leviton devices
- Back and side wired for easy installation
- Smart chip designed for recognizing and optimizing the charging requirements of your device
- Tamper-Resistant NEC® Compliant shutter mechanism blocks access to contacts from most foreign objects






Home Theater and Multi-Room Wallplates		
Description		Cat. No.
[A]	Home Theater Interface Wallplate, 14 gold-plated spring clips, two RCA connectors, two QuickPort® openings	AEHTK-000
[B]	Multi-Room Install Wallplate, two gold-plated spring clips, two QuickPort openings	AEMRK-000
[C]	Single-Gang Single Spring-Clip Device Audio/Video Wallplate, standard size, polymer break resistant, box mount	40951-1P*
[D]	Single-Gang Double Spring-Clip Device Audio/Video Wallplate, standard size, polymer break resistant, box mount	40952-2P*
Recessed Devices & Entertainment Box		
	Single-Gang Recessed Single Receptacle 15A-125VAC, 2-Pole, 3-Wire — NEMA 5-15R, includes clock hanger hook	00688-00*
	Single-Gang Recessed Single Receptacle, Non-Magnetic Stainless Steel 15A-125VAC, 2-Pole, 3-Wire — NEMA 5-15R, includes clock hanger hook	05261-0CH
[E]	Single-Gang Recessed Duplex Receptacle 15A-125VAC, 2-Pole, 3-Wire — NEMA 5-15R	00689-00†
	Single-Gang Recessed Single Receptacle, Non-Magnetic Stainless Steel 20A-125VAC, 2-Pole, 3-Wire — NEMA 5-20R, includes clock hanger hook	05361-0CH
[F]	Dual-Gang Recessed Duplex Receptacle and Openings for six QuickPort Modules 15A-125VAC, 2-Pole, 3-Wire — NEMA 5-15R (four blank inserts included)	00690-00*
	Recessed Entertainment Box w/ Low-Profile Frame	47617-REB
[G]	Recessed Entertainment Box w/ High-Profile Cover	47617-RBH
	High-Profile Cover	47617-HPC
	Low-Profile Frame	47617-LPF
	Replacement Snap-in Plates, 2 per bag	47617-PLT
Mobile Device Station & USB Charger / Receptacle		
[H]	Decora® Mobile Device Station, White	47112-00W
	Decora Mobile Device Station, Light Almond	47112-00T
	Decora Mobile Device Station, Black	47112-00E
[I]	Renu® Mobile Device Station, White on White	47112-RWW
	Renu Mobile Device Station, Navajo Sand	47112-RNS
	Renu Mobile Device Station, Onyx Black	47112-ROB
[J]	USB Charger/Tamper-Resistant Receptacle	T5631-2W

\* = Color: White (W), Ivory (I)

† = Color: White (W), Lt. Almond (T), Ivory (I), Black (E)



Renu Mobile Device Station Colors:



### SPOTLIGHT | Recessed Entertainment Box

For an almost invisible installation behind wall-mounted TVs, entertainment centers, monitors, and more, connect with the Leviton Recessed Entertainment Box (REB). The REB centralizes AC power and low-voltage connection points for audio, video, data, and phones. It is perfect for supporting any low-voltage application across homes, apartments, co-ops, condominiums, and offices. REBs come with one snap-in cover plate for unused openings, and are available with either a low-profile frame or a high-profile cover that channels all wires through the bottom for a clean, finished look. (The REB comes with one snap-in plate to cover unused openings; additional plates are sold separately.)

A hand is shown pointing at a glowing blue circuit board. The text "LEVITON SUPPORT" is overlaid in yellow. The background features a glowing blue circuit board with a hand pointing at it. The text "LEVITON SUPPORT" is overlaid in yellow. The background features a glowing blue circuit board with a hand pointing at it.

# LEVITON SUPPORT



## LEVITON SUPPORT

Leviton takes pride in our award-winning support programs, giving property owners and integrators the necessary tools for successful installations.

- 
- 134** Communication
  - 138** Comparison Charts
  - 142** Wiring Charts and Diagrams
  - 158** Index





## Unparalleled support: Leviton provides proven tools for success.

**Dealer Support Website - your new one-stop shop!**  
**Visit: [dealer.leviton.com](http://dealer.leviton.com)**

Access online training videos, download marketing videos, read solution sheets or download a PowerPoint. Download all product materials including owners manuals, installation manuals and product technical sheets. Also available for download are all marketing literature, return authorization forms, Model Home Rebate forms, and more. Leviton offers printed literature that can be ordered for FREE to use as informational sales material for end users.

### Newsletters and Updates

Receive monthly newsletters, bundling all of the month's notable information, including upcoming trade shows, new product releases, training dates, technical support, and press releases.

Technical Bulletins are important alerts regarding installation issues, or product updates, including firmware updates.

### Case Studies

Leviton will promote your integrations by featuring projects on [leviton.com](http://leviton.com). We will also create a professional PDF for your marketing purposes. Email [SAMarketing@leviton.com](mailto:SAMarketing@leviton.com) with a synopsis of your unique installation.

### Knowledge Base: 24/7 support

Leviton's Knowledge Base includes documents formulated by Leviton's Technical Support team. Leviton's Online Forums also allow open sharing of ideas, applications, and setups.





## Five Star Dealer Program

Every year, Leviton rewards exemplary installing dealers that go above and beyond with their services and product knowledge. They receive sales leads, direct access to free literature, and are offered product promotions. Their valuable input during the application process helps shape product development, marketing material creation and overall business operations. Visit the Dealer Support Website at <http://dealer.leviton.com> to apply.

## Program and adjust from anywhere in the world

Dealers and Distributors can download Leviton's Omni-Link serial protocol or Pro-Link protocol documents to learn how to create an application that communicates with a Leviton controller via a serial port. Omni-Link II and Omni-Link protocol supports Ethernet applications utilizing Internet protocols. For applications that communicate with an Ethernet port, Dealers and Distributors can download an API Kit.

## Monthly Factory Training

Factory Training is a three-day event at Leviton's new Experience Center, located in New Orleans, Louisiana. Detailed installation and system programming instruction is provided. Attendees work hands-on with an automation system and computer to install and set up a Leviton Automation system. Seating is limited.

## Regional Factory Training

Leviton offers classroom training that may be directly sponsored by Leviton, or by a Leviton Authorized Distribution Partner.

**Please visit: [leviton.com/automation](http://leviton.com/automation) to see all live global trainings.**

## Leviton EZ-Learn provides online resources 24-7

Leviton EZ-Learn weaves together all of Leviton's many online resources including demonstration videos, recorded webinar presentations and more. All information is laid out in courses and categorized by product type.

## Five Star Dealer



Several classes are eligible for credits - and many classes carry state approvals.





## Leviton stands behind our products with industry leading support and customer service.

Leviton provides many Technical Support resources for our network of professional installing dealers:

- Leviton Territory Sales Managers and Representatives
- Leviton 800 Technical Support: 1-800-824-3005
- Leviton Online Knowledge Base
- Leviton Parts & Repair Department
- Warranties on all Leviton products
- Leviton Dealer Online Forum
- Recorded and live product webinars
- Award-winning training and support departments



## The resources software developers need to interface with the best in security & automation.

The Leviton Developer Support Program was created for software developers who want to generate software that works with Leviton products.

To join the Leviton Developer Support Program, complete an application for approval by Leviton. Every Developer Support application will be processed by Leviton's Director of Technical Services within two business days.

Go to: <http://www.homeauto.com/Support/Developers/DeveloperApplication.asp>

Once approved, the software developer will have access to the following resources:

- Programming protocols, SDK, documentation, and examples
- A forum for developers to share experiences or ask questions
- Dealer level access to Leviton's Knowledge Base
- All Leviton manuals, including installation manuals
- High-resolution versions of Leviton logos and product images



## Installer Demo Kits

### Hi-Fi 2 by Demo Case

18A00-15

Demonstrate the power of Hi-Fi 2 by Leviton with this complete stand-alone kit. Includes: Hi-Fi 2 by Leviton (95A01-1), one Volume Source Control (95A03-1), one Remote Input Module (95A04-1), and a Hi-Fi 2 Remote Control (95A05-1). Eye-catching color graphic adhered to a foam insert keeps everything secure during travel. Note: Touchscreen, and MP3 player images are printed on graphic only and are not included.



### OmniPro II Demo w/OmniTouch & Leviton Lighting Control 18A00-13

OmniPro II controller, LCD console with built-in speaker, OmniTouch Touchscreen, RC-2000WH Omnistat2 Thermostat, Leviton Lighting Control (Scene Keypad and 600W Dimmer), UPB™ Powerline Interface Module with cable, wireless router, and Voice Module all in a travel case. Demo programs included. For other languages add language code to part number: Latin American Spanish (SPA), French (FR).



### Omni-Bus Demo Case

000-DE825

Includes Modules and interfaces to control 2 lamps and 1 fan. Included: Dimmer Module, Universal Dimmer Module, Power Switch Module, Relay Module, Two-Button Wireless Switch, Six-Button Stainless Switch, 6-Channel Universal Switch Interface Module, Interface Translator Module, Termination Plug, 2.5A Power Supply Module, 2A Power Supply Interface Module, and 6-Channel Keyfob Remote.



### Demo Adapter Kit

18A00-5

Demo adapter board, instructions. For Omni IIe and OmniPro II.



## COMPARISON CHARTS | Omni/Lumina

SPECIFICATIONS							
Leviton Controllers	OmniPro II / EN50131		Omni IIe / EN50131		Omni LTE / EN50131		
Leviton Lighting/Rooms	31		8		4		
Lighting Scenes	128		64		32		
Lighting Addresses	256		64		32		
Zones	16		16		16		
Zone Expansion Total	176		48		32	16	
2 Wire Smoke Loops	4		4		4		
4 Wire Smoke Loops	176		48		16		
Thermostats	64		4		4		
Consoles (Keypads)*	16		8		4		
OmniTouch 7/OmniTouch Pro	16		16		16		
12 Volt Triggers (w/ expansions)	8 (136)		8 (8)		8 (8)		
Audio Control	Hi-Fi 2/Conn.Prtnrs		Hi-Fi, Hi-Fi 2		Hi-Fi, Hi-Fi 2		
Audio Zones	16/36		8		8		
Access Control Card Readers	16		4		4		
Access Control Card/Keytag	99		16		16		
Serial Ports	5		5		5		
Serial Expansion Total	6		6		5		
Ethernet Port	Yes		Yes		Yes		
Flash Memory	Yes		Yes		Yes		
User Codes	99		16		16		
Programming Lines	1500		500		300		
Vocabulary	550		550		550		
Custom Vocabulary	Yes		No		No		
Depluggable Terminal Strips	Yes		Yes		Yes		
Format	Contact ID, 4/2,3/1	Contact ID	Contact ID, 4/2,3/1	Contact ID	Contact ID, 4/2,3/1	Contact ID	
Transformer Required	24V (40VA)		24V (40VA)		24V (40VA)		
Battery (Typical)	12V (7 Ah)		12V (7 Ah)		12V (7 Ah)		
Aux Current Max	1A		1A		1A		
Bell Current Max	1A		1A		1A		
Aux Current (UL 24hr.)	250mA	N/A	250mA	N/A	250mA	N/A	
Bell Current (UL 24hr.)	300mA	N/A	300mA	N/A	300mA	N/A	
Total Expansion Boards (10A06-1)	2		2		0		
Total Expansion Enclosures (17A00-X)	8		0		0		
Total 64-Zone Wireless Receivers (45A00-1/42A00-2)	8**	0	1	0	1	0	
110V/220V/240V	Yes		Yes		Yes		
UL Listing	Res. Burg/Fire; Comm. Burg		Res. Burg/Fire; Comm. Burg		Res. Burglar/Fire		
Warranty	3 years		2 years		2 years		

\* Systems must have one console to meet UL requirements.

\*\* Wireless Receivers can support 64 Transmitters and can report to 16, 32, 48, or 64 zones, depending upon your setup. Each group of 16 zones counts as one expansion enclosure.





SPECIFICATIONS		
Lumina Control Systems	Lumina Pro	Lumina
Rooms	31	8
Loads (lights)	256	64
House Status Switches	31	8
Max Keypads	16	8
Max OmniTouch 7/OmniTouch Pro	16	16
Thermostats	64	4
Access Control Card Readers	16	4
Access Control Card/Key Tag	99	16
Audio Control	Hi-Fi 2/Conn Ptnrs	Hi-Fi, Hi-Fi 2
Audio Zones	16/36	8
Flash Memory	Yes	Yes
Inputs (with expansion)	16 (176)	16 (48)
Multipurpose Outputs (with expansion)	10 (136)	10
Ethernet Port	Yes	Yes
Serial Ports (w/ expansion)	5 (6)	5 (6)
Programming Lines	1500	500
Vocabulary	550	550
Customizable Vocabulary	Yes	No
Depluggable Terminal Strips	Yes	Yes
16 Zone Hardwire Expanders (10A06-1) Supported	2	2
Expansion Enclosures (17A00-X) Supported	8	0
64 Zone Wireless Receivers (45A00-1 or 42A00-2) Supported*	8*	1
UL Listed	Yes	Yes
Warranty	3 Years	2 years

\* Wireless Receivers can support 64 Transmitters and can report to 16, 32, 48, or 64 zones, depending upon your setup. Each group of 16 zones counts as one expansion enclosure.

## COMPARISON CHARTS | Software

SPECIFICATIONS				
Leviton Software Comparison Chart				
	Snap-Link	iPhone®/iPad® App	Android™ App	Kindle Fire
Part Number	1120	1120A	1120C	1120D
Access via Internet	Yes	Yes	Yes	Yes
Dedicated Computer On-site	No	No	No	No
Client Software	No (runs on client)*	No (runs on client)	No (runs on client)	No (runs on client)
Installation Components	No installation (Plug and Go)*	Application	Application	Application
Subscription Fee	No	No	No	No
Video Surveillance	Link to installed IP Web Camera	Yes	Yes	Yes
Video Recording	No	No	No	No
Notifications	E-mail, messaging, pop-up notifications, visual	No	No	Yes
User Interface	PC application	iPhone® App	Android™ App	Kindle Fire™
Additional Interfaces Supported	PC Touchscreen	Apple iPod® Touch® and iPad®	Android™ Mobile Devices	None
Configure System	No	No	No	No
Program System	No	No	No	No
Create Rules/Alerts	Yes	No	No	No
Change Description	No	Yes (hide/show)	No	No
Web Updates	Yes	Yes	Yes	Yes

\* Does not require installation on PC. Application can run from thumb drive, flash drives, or other removable media.

\*\* Displays RSS feeds such as latest news, weather reports, personal blogs, and much more.

SPECIFICATIONS		
Leviton Software Comparison Chart		
	PC Access	OmniTouch Pro
Part Number	1105W, 1106W, 1111	1131
Access via Internet	Yes	Yes
Dedicated Computer On-site	No	No
Client Software	Yes (installed on client)	No (runs on client)
Installation Components	Application	Application
Subscription Fee	No	No
Video Surveillance	No	Yes
Video Recording	No	No
Notifications	No	Yes
User Interface	PC application	PC Application
Additional Interfaces Supported	None	PC Touchscreens
Configure System	Yes	No
Program System	Yes	No
Create Rules/Alerts	No	Yes
Change Description	Yes	Yes
Web Updates	Yes	Yes
RSS (Real Simple Syndication)**	No	Yes
Operating Systems	Windows® 98E, Windows® XP, Windows® Vista Ultimate, Windows® Vista Home Premium, Windows® 7, Windows® 8/8.1	Microsoft Windows® XP, Vista, or Windows® 7



## COMPARISON CHARTS | Thermostats

THERMOSTAT FEATURES	RC-2000	RC-1500	RC-1000	RC-500
Humidifier control	●			
Dehumidifier control	●			
Humidity sensing and display	●			
Supports up to two stages of cooling, and three stages of heating	●	●		●
Supports dual fuel systems	●		●	
Automatic heat/cool changeover	●	●	●	●
Filter reminder for peak efficiency	●	●	●	
Digital precise temperature control	●	●	●	●
Seven day schedule with copy function	●	●	●	
Fan cycle mode periodically circulates air	●	●	●	
Graphical display of HVAC usage by week	●	●	●	
Eco-friendly design-no batteries to replace	●	●	●	●
Multi-Color Backlight display	●	●	●	●
Choose between Simple or Advanced displays	●	●	●	
Temperature readings available in Fahrenheit or Celsius	●	●	●	●
Energy Efficient Control (EEC) for heat pump auxiliary heat	●	●	●	
Learns a home's heating and cooling patterns for efficiency	●	●	●	
Communicates with Leviton systems and other automation systems	●	●	●	
Lumina RF Sensors Attachment				●
Mirco USB port				●
Built-in Occupancy Sensor				●
Load control capability				●
Free configuration software				●
Settings for Home, Night, Away, and Vacation (with a Leviton system)	●	●	●	
Easy to use Vacation mode restores temperatures before your return	●	●	●	
Serial Connection	●		●	
Remote and averaged temperature sensors available	●	●	●	
Motion activated backlight turns on when approached	●		●	
Optional Passcode lockout				●
2-pipe & 4-pipe compatible				●
3 speed fan control				●

SPECIFICATIONS						
Leviton Product Wiring Requirements and Distances						
Product Name	Part Number	Wire Type	Conductors	Max. Length	Twist	Shield
Two-Way Voice Module	10A11-1	*	-	-	-	-
Water Temperature Sensor	14A00-8	22 AWG	3	1000'	No	No
Expansion Enclosure	17A00	22 AWG	2	1000 <sup>1</sup>	No	No
Remote Temperature Sensors	23A00	22 AWG <sup>5</sup>	2	250 <sup>5</sup>	Yes	Yes
ALC Branch Interface	25A00	20-24 AWG	2	500 <sup>3</sup>	Yes	No
Speaker/Microphone Module	28A00-ALL	*	-	-	-	-
Indoor/Outdoor Temperature Sensor	31A00-ALL	22 AWG	4	1000'	No	No
LCD Console*	33A00-ALL	22 AWG	4	1000 <sup>1</sup>	No	No
Wireless Receiver (GE)	42A00-1	22 AWG	4	1000 <sup>1</sup>	No	No
Wireless Receiver (Leviton)	45A00-1	22 AWG	4	1000 <sup>1</sup>	No	No
OmniTouch 7 Touchscreen	99A00-1, -2	CAT-5 (patch)	8	328 <sup>7</sup>	N/A	N/A
Access Control Keypad	54A00-2	22 AWG	4	50'	N/A	N/A
IP Camera	68A11-1	CAT-5 (patch)	8	328'	N/A	N/A
Access Card Reader	75A00-2	22 AWG <sup>9</sup>	4 <sup>9</sup>	1000 <sup>9</sup>	N/A	N/A
12VDC Door Strike	79A00-1	16 AWG	2	-	-	-
Power Hub (Controller)	83A00	22 AWG	312	1000 <sup>1</sup>	No	No
Home Theater Extender 2 (HTX2) /BC4	86A00-2 / BWBC4	CAT-5 (patch)	8	328'	N/A	N/A
PoE Injector	90A00-1	CAT-5 (patch)	8	328'	N/A	N/A
8-Port PoE Switch	91A00-1	CAT-5 (patch)	8	328'	N/A	N/A
Serial Server	93A00-1	CAT-5 (patch)	8	328'	N/A	N/A
Hi-Fi 2 (Network)	95A00-1	CAT-5 (patch)	8	328'	N/A	N/A
Hi-Fi 2 (Controller)	95A00-1	22 AWG	4	50'	N/A	N/A
Hi-Fi 2 RIM	95A04-1	CAT-5 (patch)	8	500'	N/A	N/A
Hi-Fi 2 VSC	95A03-1	CAT-5 (patch)	8	250'	N/A	N/A
Speakers connected to Hi-Fi 2	-	16 AWG	4 <sup>6</sup>	-	N/A	N/A
Omnistat2 Thermostat (All Models)	-	22 AWG	4	10,000'	No	No
Speaker	*	18 AWG	2	50'	Yes	No
Microphone	*	24 AWG	2	100'	Yes	Yes

<sup>1</sup>1000' limit for entire AB Bus combined. <sup>2</sup>Exact wire determined by distance and wire type. <sup>3</sup>Wire limit per branch. <sup>4</sup>For distances up to 100' use 16 AWG. <sup>5</sup>Size of wire required based on insulation and distance. <sup>6</sup>Recommend stranded for each pair of speakers. <sup>7</sup>Distance between 99A00-1, -2 and PSE (Power Sensing Equipment) device. <sup>8</sup>When connecting the HTX2 to a Leviton PoE Switch (91A00-1) a CAT-5 "crossover" cable is required. <sup>9</sup>Exact wire determined by distance and wire type. <sup>10</sup>Recommend 3 conductors (including common ground) for remote mounting the expansion enclosure. <sup>11</sup>Original Hi-Fi components use the same wiring. <sup>12</sup>Two additional wires required for low battery notifications. \*Speaker/Microphone wiring sizes should be used with Two-Way Voice Module (10A11-1), Speaker/Microphone Module (28A00-1/2), and LCD 33A00-4





SPECIFICATIONS					
Access Control Capacities					
	OmniPro II	Omni IIe	Omni LTE	Lumina Pro	Lumina
Card Reader	16	4	4	16	4
Access Card/Key Tag	99	16	16	99	16

Access Control Wiring Requirements				
<p>The 75A00-2 requires four wires for operation (two for power and two for communication). The maximum distance between the 75A00-2 and the connected 12V Power Supply or Leviton 83A00 Power Hub is based on two factors: 1) the current draw of the connected door lock device, and 2) the wire gauge/type used. To maintain proper operation of the 75A00-2 and the connected door lock device, do not exceed the "Maximum Cable Length" based on the Total Current Draw and the Wire Gauge/Type per the table below.</p>				
Wire Gauge	Wire Type	# Positive Conductors	# Ground Conductors	Max Cable Length (feet)
24	solid	1	1	233
24	solid	2	2	466
24	solid	3	3	699
22	solid	1	1	413
22	solid	2	2	826
22	stranded	1	1	381
18	solid	1	1	1000
18	stranded	1	1	963
16	solid	1	1	1000
16	stranded	1	1	1000

## WIRING CHARTS | Access Control

75A00-2 and 79A00-1 Electric Door Strike (450mA): 600mA Maximum				
Wire Gauge	Wire Type	# Positive Conductors	# Ground Conductors	Max Cable Length (feet)
24	solid	1	1	58
24	solid	2	2	117
24	solid	3	3	175
22	solid	1	1	103
22	solid	2	2	207
22	stranded	1	1	95
18	solid	1	1	261
18	stranded	1	1	241
16	solid	1	1	415
16	stranded	1	1	383

75A00-2 and Door Lock (800mA): 950mA Maximum				
Wire Gauge	Wire Type	# Positive Conductors	# Ground Conductors	Max Cable Length (feet)
24	solid	1	1	37
24	solid	2	2	74
24	solid	3	3	110
22	solid	1	1	65
22	solid	2	2	130
22	stranded	1	1	60
18	solid	1	1	165
18	stranded	1	1	152
16	solid	1	1	262
16	stranded	1	1	242

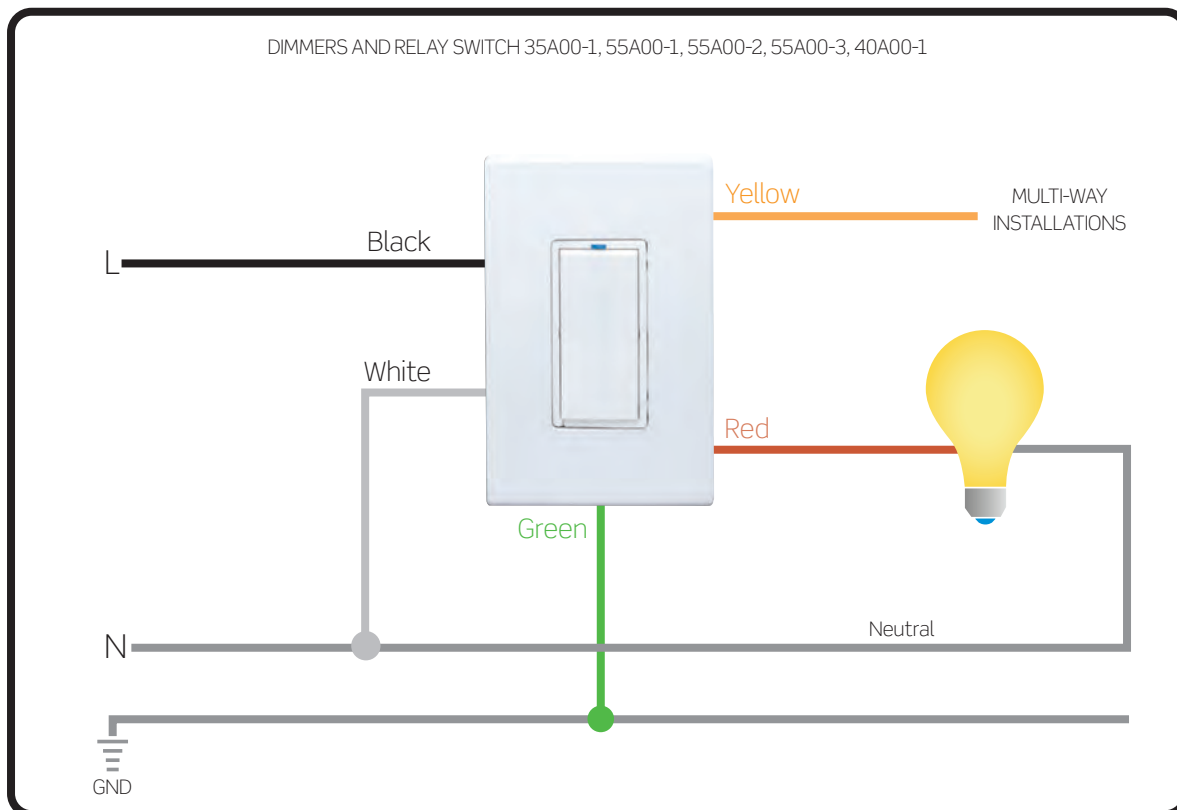


75A00-2 and Door Lock (1A): 1.15A Maximum				
Wire Gauge	Wire Type	# Positive Conductors	# Ground Conductors	Max Cable Length (feet)
24	solid	1	1	30
24	solid	2	2	61
24	solid	3	3	91
22	solid	1	1	54
22	solid	2	2	108
22	stranded	1	1	50
18	solid	1	1	136
18	stranded	1	1	126
16	solid	1	1	217
16	stranded	1	1	200

Note: If cable with multiple conductors is used (such as CAT-5), it is possible to connect multiple conductors together to achieve greater distance.

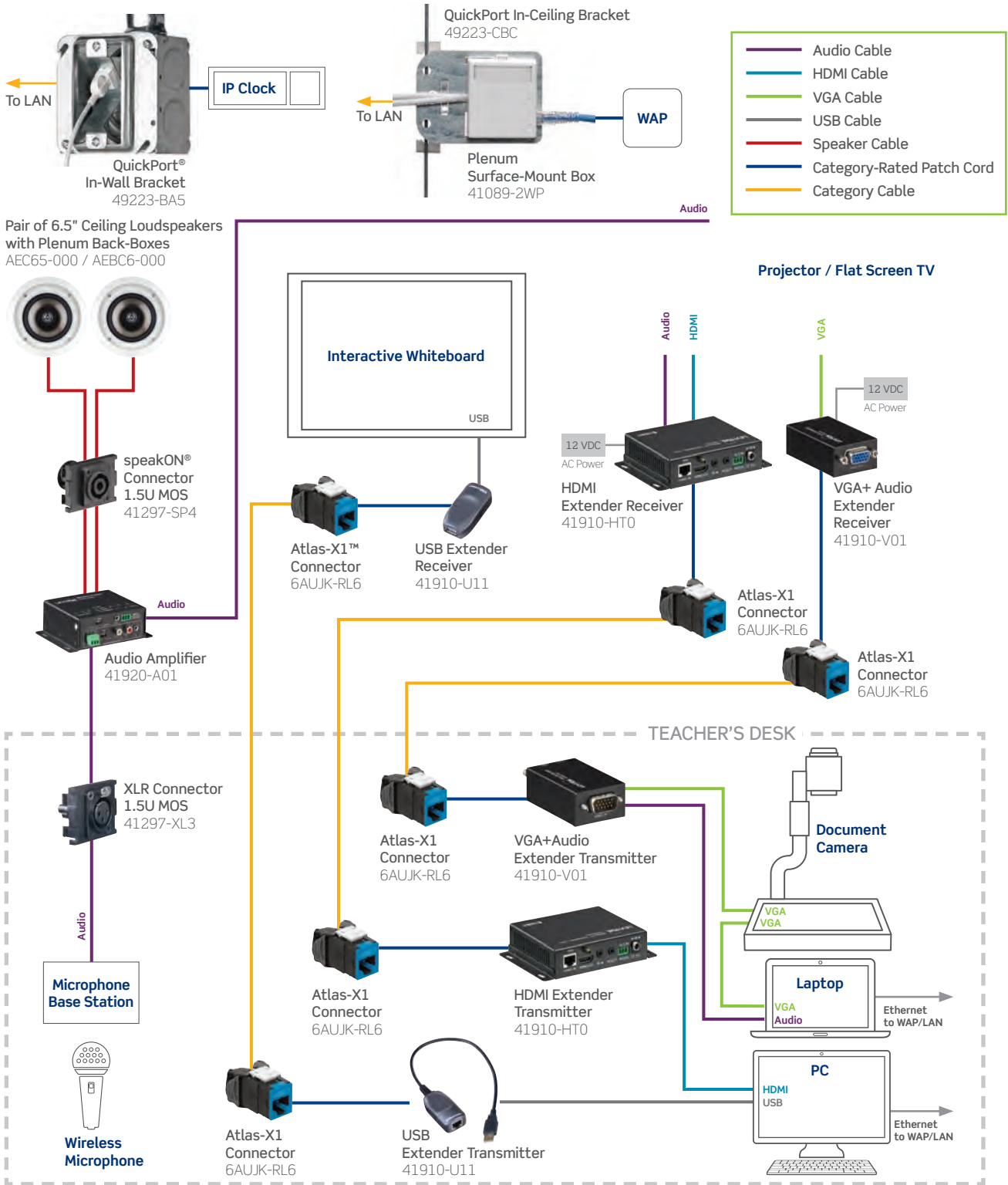


# WIRING DIAGRAM

## Lighting Control

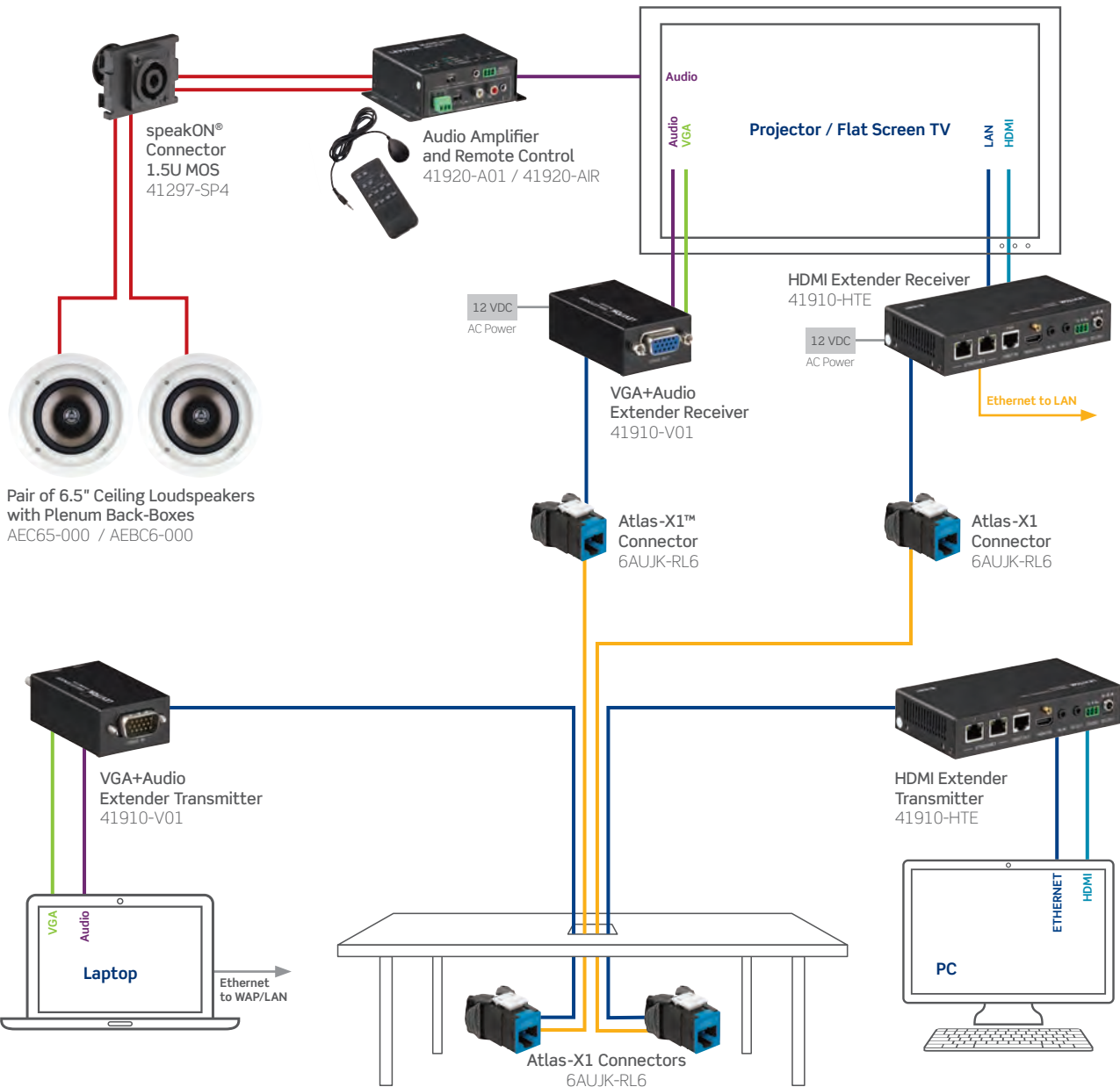




# Classroom Applications with Leviton Solutions



WIRING DIAGRAMS

# Conference Room Applications with Leviton Solutions





# WIRING DIAGRAM

## OmniPro II

### Controller - In Enclosure

13.25" W x 13.375" H x 4.625" D  
Approximate Weight: 13.30 lbs

### Controller - Board Only

11.0" W x 8.0" H x 1.25" D  
Approximate Weight: 1.6 lbs

### SERIAL PORTS

HLC Lighting Control UPB™ PIM (#36A00-1)  
Leviton Vizia RF + Z-Wave (#VRCOP)  
ZigBee (#81A00-3)  
Omni-Bus (#117A00-1)  
Serial to PC Cable (#21A05-2)  
Hi-Fi 2 (#95A00)  
Access Control Readers (#75A00, #54A00)  
Clipsal, Dynalite, Coolmaster, Serial Connectivity Cable (#36A05-4)

### ETHERNET PORT

Snap-Link, Snap-Link Mobile for Android™ and iOS®, PC Access, OmniTouch Touchscreen, OmniTouch Pro, Omni-Bus

### AUDIO

Omni Console w/ Spkr/Mic (#33A00-4)  
Surface Speaker/Mic (#28A00-1)  
Flush Speaker/Mic (#28A00-2)  
Two-Way Voice Module (#10A11-1)

Two-Way X-10

12V BATTERY

EARTH GROUND

TRANSFORMER 24V/40VA

### TELEPHONE INTERFACE

- Land line
- Cellular Communicator (#70A00)
- PC Access

### USER INTERFACE

Omni Consoles (#33A00)

### EXPANSION

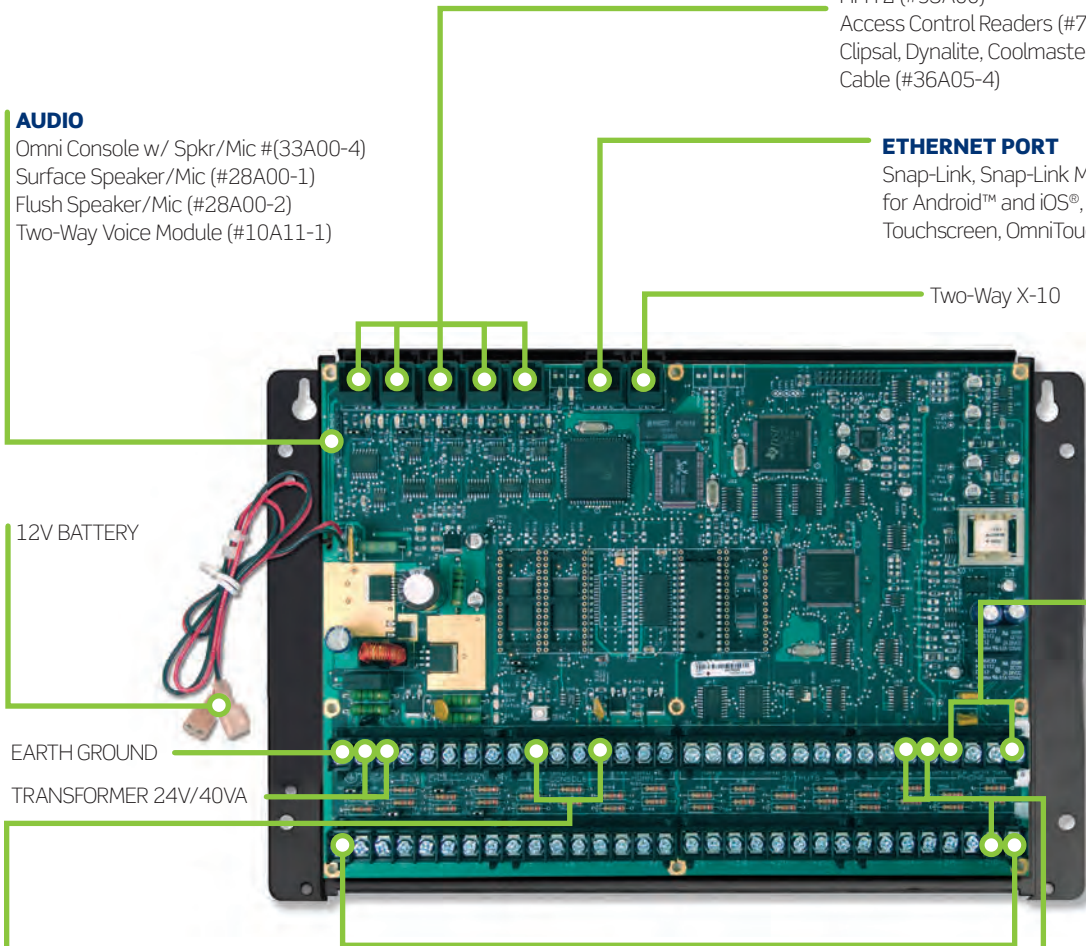
Wireless Receiver (#45A00-1)  
Wireless Receiver for GE (#42A00-2)  
Expansion Enclosure (#17A00)

### COMFORT & CONVENIENCE

Omnistat2 Thermostats

### SECURITY & ENERGY MANAGEMENT

Temperature Sensor (#31A00-7)  
Temperature/Humidity Sensor (#31A00-8)  
Standard Security/Fire/Environmental Sensors



Omni systems are designed for professional installation.  
Licensing requirements vary by area.

# WIRING DIAGRAM

## Omni Commercial

### Controller - In Enclosure

13.25" W x 13.375" H x 4.625" D  
Approximate Weight: 13.30 lbs

### Controller - Board Only

11.0" W x 8.0" H x 1.25" D  
Approximate Weight: 1.6 lbs

### SERIAL PORTS

HLC Lighting Control UPB™ PIM (#36A00-1)  
Leviton Vizia RF + Z-Wave (#VRC0P)  
ZigBee (#81A00-3)  
Omni-Bus (#117A00-1)  
Serial to PC Cable (#21A05-2)  
Hi-Fi 2 (#95A00)  
Access Control Readers (#75A00, #54A00)  
Clipsal, Dyalite, Coolmaster, Serial Connectivity Cable (#36A05-4)

### AUDIO

Omni Console w/ Spkr/Mic (#33A00-4)  
Surface Speaker/Mic (#28A00-1)  
Flush Speaker/Mic (#28A00-2)  
Two-Way Voice Module (#10A11-1)

### ETHERNET PORT

Snap-Link, Snap-Link Mobile for Android™ and iOS®, PC Access, OmniTouch Touchscreen, OmniTouch Pro, Omni-Bus

Two-Way X-10

12V BATTERY

EARTH GROUND

TRANSFORMER 24V/40VA

### TELEPHONE INTERFACE

- Land line
- Cellular Communicator (#70A00)
- PC Access

### USER INTERFACE

Omni Consoles (#33A00)

### EXPANSION

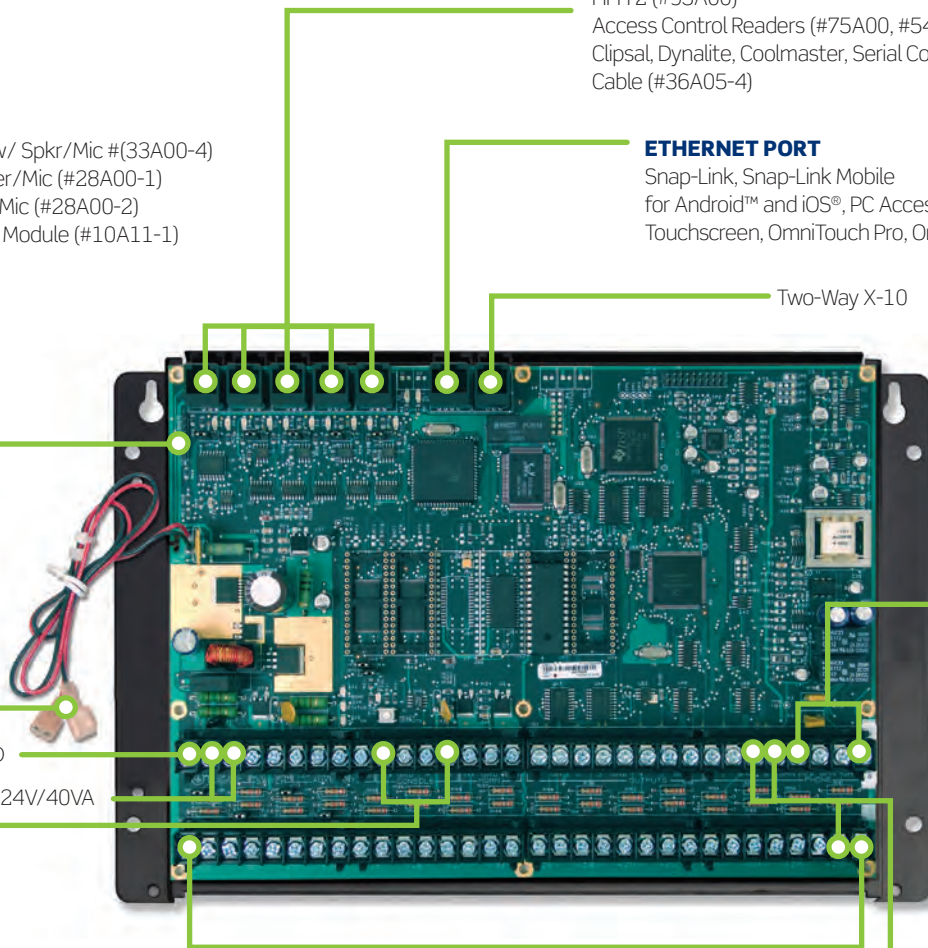
Wireless Receiver (#45A00-1)  
Wireless Receiver for GE (#42A00-2)  
Expansion Enclosure (#17A00)

### COMFORT & CONVENIENCE

Omnistat2 Thermostats

### SECURITY & ENERGY MANAGEMENT

Temperature Sensor (#31A00-7)  
Temperature/Humidity Sensor (#31A00-8)  
Standard Security/Fire/Environmental Sensors



Omni systems are designed for professional installation.  
Licensing requirements vary by area.

# WIRING DIAGRAM

## Omni IIe

### Controller - In Enclosure

13.25" W x 13.375" H x 4.625" D  
Approximate Weight: 13.30 lbs

### Controller - Board Only

11.0" W x 8.0" H x 1.25" D  
Approximate Weight: 1.6 lbs

### SERIAL PORTS

HLC Lighting Control UPB™ PIM (#36A00-1)  
Leviton Vizia RF + Z-Wave (#VRCOP),  
ZigBee (#81A00-3)  
Hi-Fi 2 (#95A00)  
KNX® Gateway, (#97A00-1)  
Access Control Readers (#75A00, #54A00)  
Clipsal, Dynalite, Coolmaster, Serial Connectivity  
Cable (#36A05-4), Serial to PC Cable (#21A05-2)

### ETHERNET PORT

Snaplink for Windows, Snaplink  
Mobile for Android™/iPhone®  
and iOS®, PC Access, OmniTouch  
7 Touchscreen, OmniTouch Pro,  
Omni-Bus

### AUDIO

Omni Console w/ Spkr/Mic (#33A00-4)  
Surface Speaker/Mic (#28A00-1)  
Flush Speaker/Mic (#28A00-2)  
Two-Way Voice Module (#10A11-1)

### 12V BATTERY

### EARTH GROUND TRANSFORMER 24V/40VA

### USER INTERFACE

Omni Cosoles (#33A00)

### EXPANSION

Wireless Receiver (#45A00-1)  
Wireless Receiver for GE (#42A00-2)

### SECURITY & ENERGY MANAGEMENT

Temperature Sensor (#31A00-7)  
Temperature/Humidity Sensor (#31A00-8)  
Standard Security/Fire/Environmental  
Sensors

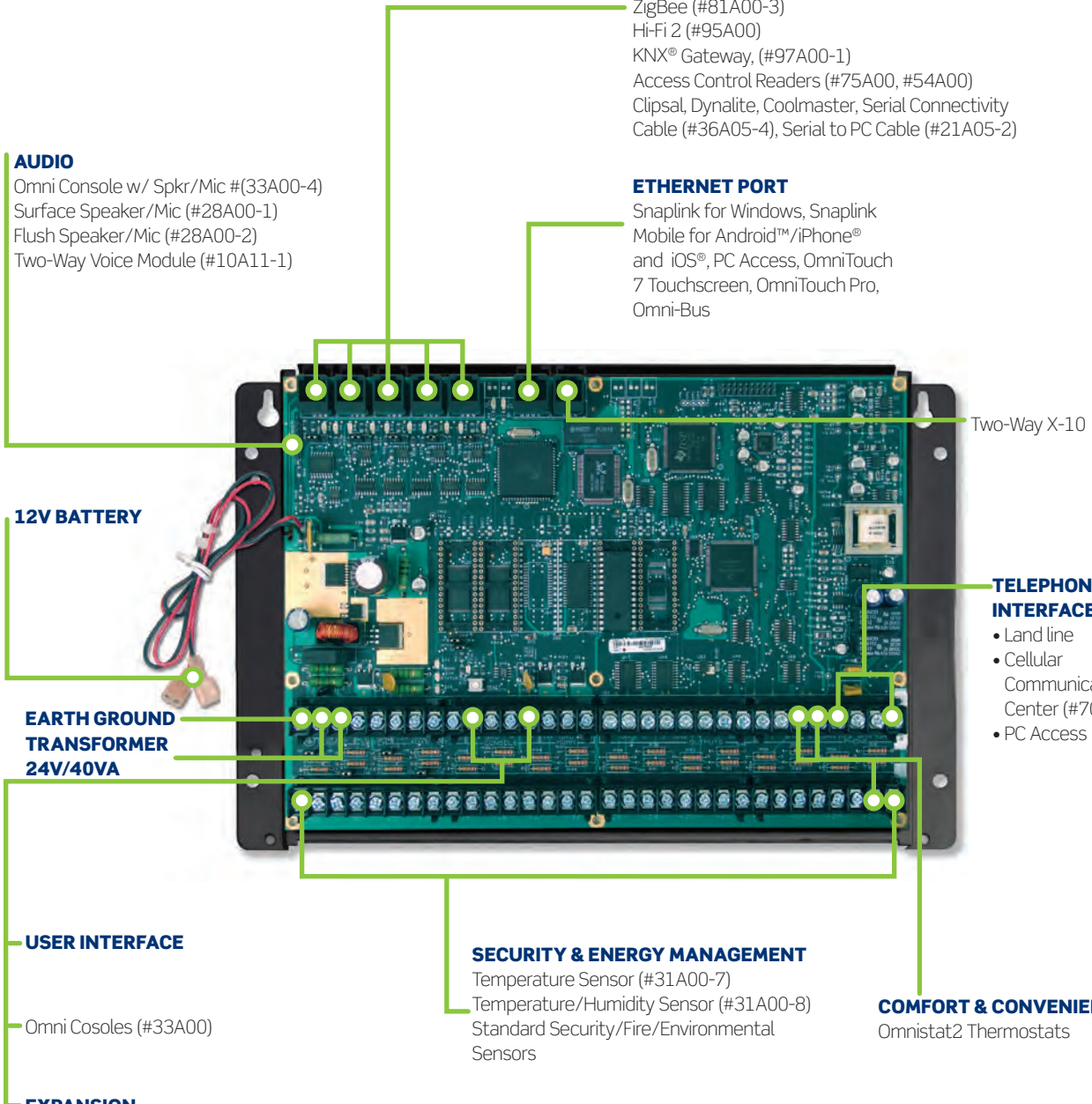
### COMFORT & CONVENIENCE

OmniStat2 Thermostats

Two-Way X-10

### TELEPHONE INTERFACE

- Land line
- Cellular  
Communications  
Center (#70A00)
- PC Access



Omni systems are designed for professional installation. Licensing requirements vary by area.



# WIRING DIAGRAM

## Omni LTe

### Controller - In Enclosure

13.25" W x 13.375" H x 4.625" D  
Approximate Weight: 13.30 lbs

### Controller - Board Only

11.0" W x 8.0" H x 1.25" D  
Approximate Weight: 1.6 lbs

### SERIAL PORTS

HLC Lighting Control UPB™ PIM (#36A00-1)  
Leviton Vizia RF + Z-Wave (#VRCOP),  
ZigBee (#81A00-3)  
Hi-Fi 2 (#95A00)  
KNX® Gateway, (#97A00-1)  
Access Control Readers (#75A00, #54A00)  
Clipsal, Dynalite, Coolmaster, Serial Connectivity  
Cable (#36A05-4), Serial to PC Cable (#21A05-2)

### ETHERNET PORT

Snaplink for Windows, Snaplink  
Mobile for Android™/iPhone®  
and iOS®, PC Access, OmniTouch  
7 Touchscreen, OmniTouch Pro,  
Omni-Bus

### AUDIO

Omni Console w/ Spkr/Mic (#33A00-4)  
Surface Speaker/Mic (#28A00-1)  
Flush Speaker/Mic (#28A00-2)  
Two-Way Voice Module (#10A11-1)

### 12V BATTERY

### EARTH GROUND

### TRANSFORMER 24V/40VA

### USER INTERFACE

Omni Consoles (#33A00)

### EXPANSION

Wireless Receiver (#45A00-1)  
Wireless Receiver for GE (#42A00-2)

### SECURITY & ENERGY MANAGEMENT

Temperature Sensor (#31A00-7)  
Temperature/Humidity Sensor (#31A00-8)  
Standard Security/Fire/Environmental  
Sensors

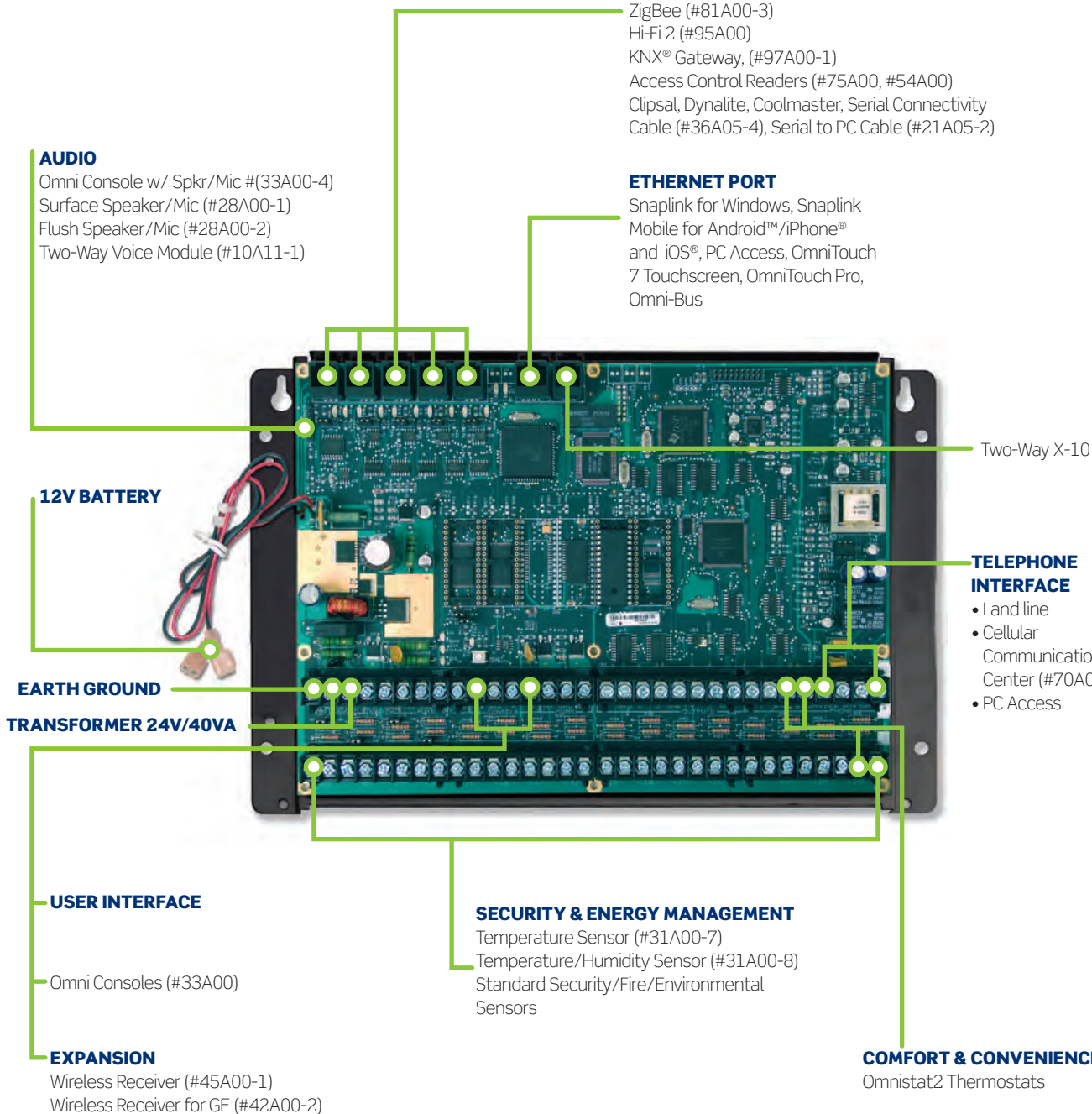
### COMFORT & CONVENIENCE

OmniStat2 Thermostats

Two-Way X-10

### TELEPHONE INTERFACE

- Land line
- Cellular Communications Center (#70A00)
- PC Access

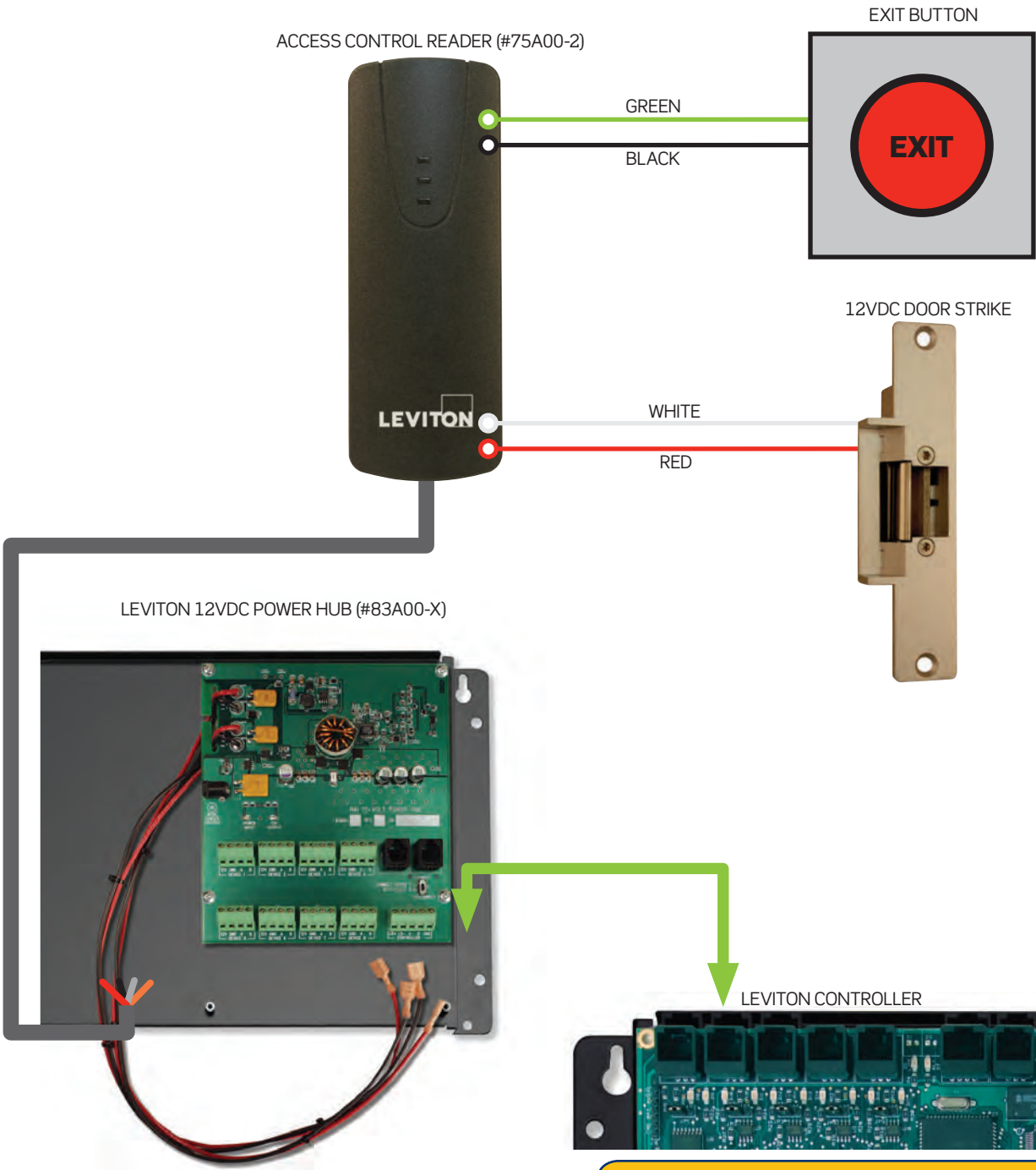


Omni systems are designed for professional installation. Licensing requirements vary by area.

# WIRING DIAGRAM

## Access Control via Leviton Power Hub (#83A00-X)

WIRING DIAGRAMS



When a serial interface is configured for access control, the corresponding interface jumper must be in the "485" position.

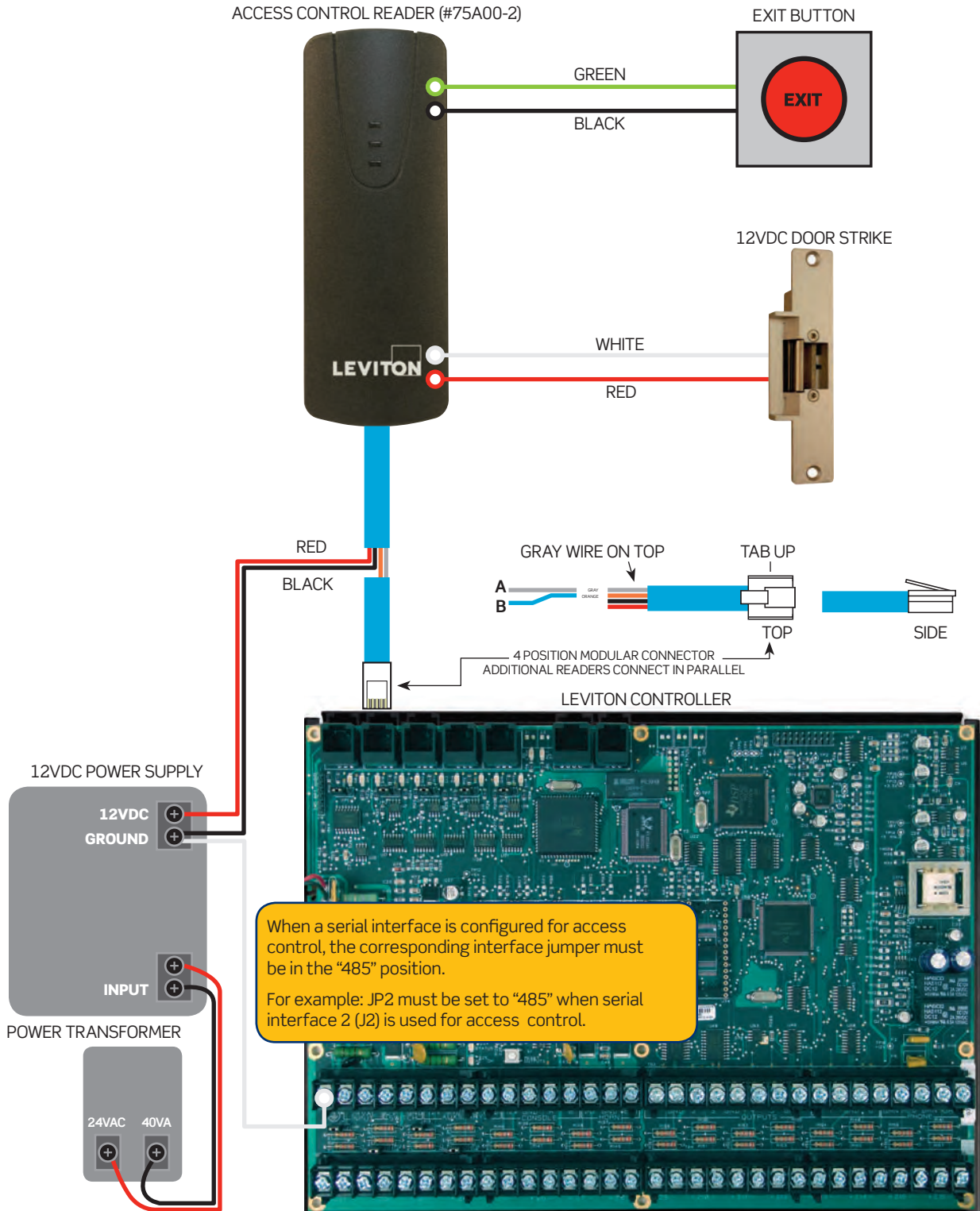
For example: JP2 must be set to "485" when serial interface 2 (J2) is used for access control.






# WIRING DIAGRAM

## Access Control via non-Leviton Power Supply



# WIRING DIAGRAM

## Hi-Fi 2 Four Zone, Four Source Distributed Audio System



### CONTROLLER (OPTIONAL)

Connect to controller or other serial port device. With a controller select zone and source and control volume and power from an OmniTouch Touchscreen or via controller program.

WIRING DIAGRAMS



### RIM Part #95A04-1

- Remote Input Modules allow any source from anywhere in the house to be listened to in any or all zones.
- Use Cat5 cable from the RIM to Remote Audio In on the Hi-Fi 2.



### BRIM Part #95A04-2

- Adds wireless connectivity to share streaming or stored music from smartphone, tablet, or computer.
- Add a max of 4 BRIMs to the main board.



### VSC Part #95A03-1

- Volume-Source Controls allow selection of source and adjustment of volume, bass, treble, balance and source gain. VSCs also feature and IR receiver.
- Use Cat5 cable from VSC to Zone Control In on the Hi-Fi-2.
- Add a max of 4 VSCs to the main board.

### LOCAL AUDIO INPUTS

Attach audio sources that are in the same location as the Hi-Fi2 4x4 system.

### VARIABLE OUTPUT

Attach additional amplification to Zone 1.

### PAGE INPUT

When triggered, all zones turn on at the preset paging volume and switch to source 4.

### SYSTEM ON OUTPUT

When any audio zones turn on, this output activates an auxiliary amplifier equipped with a voltage trigger.



### ETHERNET NETWORK PORT

Communicate with IP devices on the network. Free iOS app for controlling with iPhone, iPad, and iPod Touch.



### POWER SUPPLY INPUT

20.5V Universal power supply (included)


### ZONE SPEAKERS

Total of 4 speaker zones on the main board. Use 8-Ohm speakers and 16-gauge speaker wire (4-conductor stranded suggested for neat installation).



# WIRING DIAGRAM

## Hi-Fi 2 Eight Zone, Eight Source Distributed Audio System



### CONTROLLER (OPTIONAL)

Connect to controller or other serial port device. With a controller select zone and source and control volume and power from an OmniTouch Touchscreen or via controller program.



### RIM Part #95A04-1

- Remote Input Modules allow any source from anywhere in the house to be listened to in any or all zones.
- Use Cat5 cable from the RIM to Remote Audio In on the Hi-Fi 2.
- Add a max of 8 RIMs to the main board.



### BRIM Part #95A04-2

- Adds wireless connectivity to share streaming or stored music from smartphone, tablet, or computer.



### VSC Part #95A03-1

- Volume-Source Controls allow selection of source and adjustment of volume, bass, treble, balance and source gain. VSCs also feature an IR receiver.
- Use Cat5 cable from VSC to Zone Control In on the Hi-Fi-2.
- Add a max of 8 VSCs to the main board.

### LOCAL AUDIO INPUTS

Attach audio sources that are in the same location as the Hi-Fi2 8x8 system.

### VARIABLE OUTPUT


Attach additional amplification to Zone 1 and/or 8

### PAGE INPUT

When triggered, all zones turn on at the preset paging volume and switch to source 8.

### SYSTEM ON OUTPUT

When any audio zones turn on, this output activates an auxiliary amplifier equipped with a voltage trigger.




### ETHERNET NETWORK PORT

Communicate with IP devices on the network. Free iOS app for controlling with iPhone, iPad, and iPod Touch.



### ZONE SPEAKERS

Total of 8 on the main board. Use 8-Ohm speakers and 16-gauge speaker wire (4-conductor stranded suggested for neat installation).



### HI-FI 2 EXPANSION BOARD

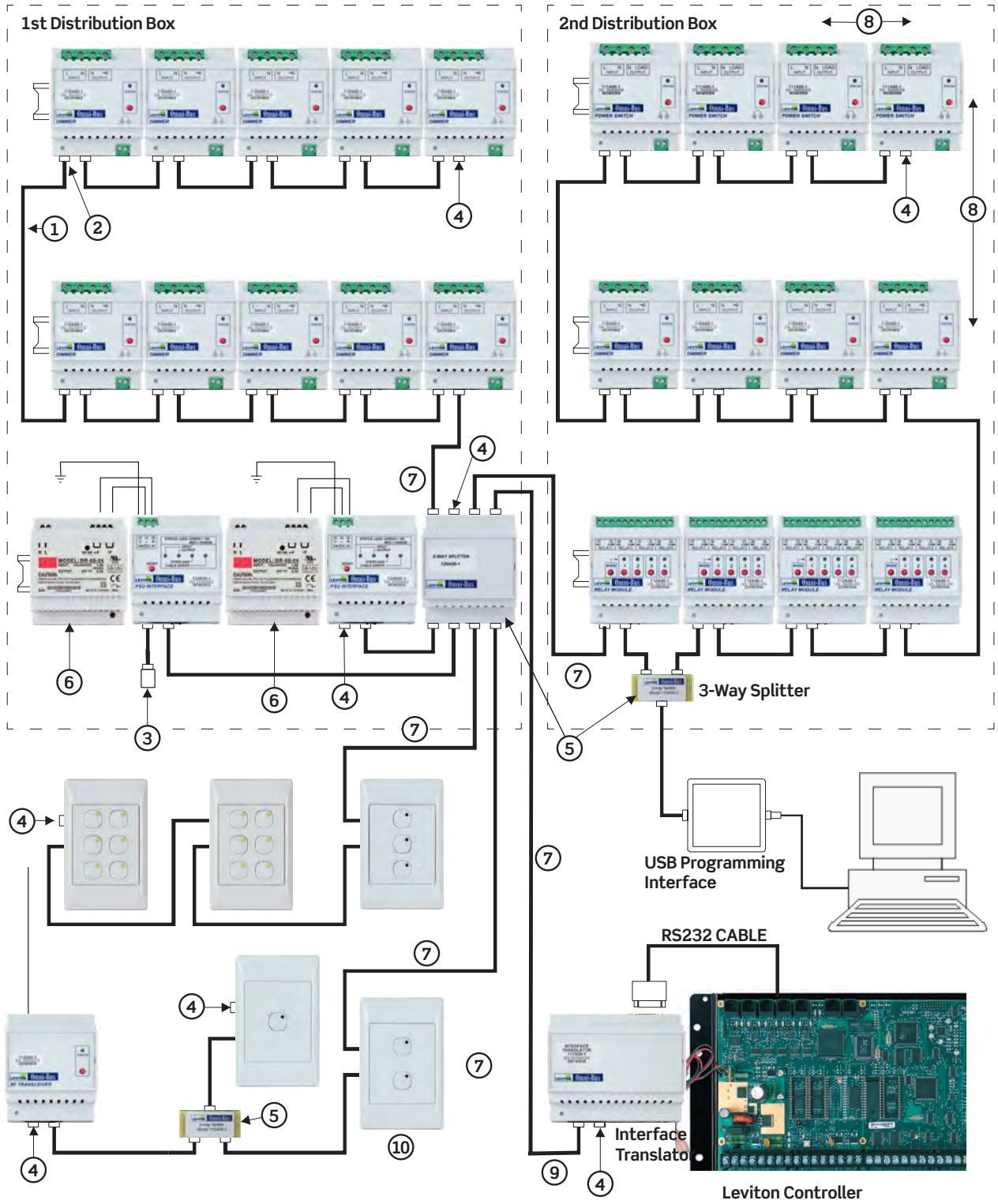
Connect the Hi-Fi 2 Expansion Board via a supplied expansion cable to add an additional 8 zones to your Hi-Fi 2 audio system.

Part #95A12-1/-2



# WIRING DIAGRAM

WIRING DIAGRAMS



# WIRING DIAGRAM

## Omni-Bus Lighting Control Network

### 1. Network Cable

- a. CAT5 UTP (Category 5 Unshielded Twisted pair (4 pairs), stranded or single core)

### 2. Crimp Connectors

- a. All cable ends must be terminated with RJ45 plugs.

### 3. Network Termination Plug

- a. Each network must have ONE and only one network Termination Plug (122A00-1).
- b. It is recommended that the Termination Plug always be installed at the power supply interface.

### 4. Jumpers

- a. No open ends or open connectors are allowed on the network.
- b. All open ends or open connectors must be terminated with a Network Jumper Plug (121A00-1).

### 5. Splitters

- a. Where a T-junction or network split is required, a Splitter box must be used (119A00-1 or 120A00-1).
- b. A Splitter can be inserted anywhere on the network.

### 6. Power Supply

- a. Each Power Supply Unit must be connected to the network via a separate Power Supply Interface unit (124A00-1).
- b. Each power supply can supply up to 2A to the network.
- c. More than one power supply can be used if the total network current consumption exceeds 2A
- d. To obtain the total current requirement, add up the individual current consumptions of all devices on the network.
- e. The power supply(s) must be installed at the point where most devices are located (usually the distribution board) to avoid excessive voltage drops over long cables.
- f. The supply voltage at any point on the cable (pin 1 and 8) must be between 15 and 24VDC.

### 7. Supply Distribution

- a. The total number of devices on a single network split from the power supplies must not exceed 50 devices.
- b. The total current consumption of devices on a single network split from the power supplies must not exceed 2A.

### 8. Device Placement and Isolation

- a. The Leviton Omni-Bus units have been designed to operate over an ambient temperature range between 0 °C and 40 °C at the rated maximum load capacities. Sufficient spacing and airflow between devices should be allowed for in the distribution board. The minimum recommended horizontal spacing between dimmer devices is one din rail module width (17mm or 2/3inches).
- b. All network connections and cabling are low voltage and optically isolated from the mains supply voltage and must thus be kept away from any mains wiring.
- c. Sufficient spacing must be allowed for this between consecutive din rails in the distribution board (minimum recommended spacing between din rail centers = 150mm or 6inches).
- d. Do NOT route any network cables via the same conduits as mains wiring.

### 9. Maximum Cable Length

- a. The total cable length on a single bus network may not exceed 1000m (3280feet).

### 10. Maximum Number of Devices

- a. The total number of devices on a single bus network may not exceed 256.



**SAFETY & SECURITY**

**Omni Automation Systems - Controllers**

OmniPro II Board Only	20A00-21	16
OmniPro II Commercial Controller	20A00-5	16
OmniPro II Controller	20A00-2	16
OmniPro II Controller for Structured Wiring	20A00-8	16
European OmniPro II in Enclosure	OP202-900	16
Omni IIe Controller	20A00-50	16
European Omni IIe in Enclosure	20A50-900	16
Omni IIe Board Only	20A00-53	17
Omni IIe Controller	20A00-50	17
Omni IIe Controller for Structured Wiring	20A00-52	17
European Omni IIe in Enclosure	20A70-900	17
Omni LTe Board Only	20A00-73	17
Omni LTe Controller	20A00-70	17
Omni LTe for Structured Wiring	20A00-72	17

**Omni Accessories**

16 Zone Hardwire Expander	10A06-1	18
16 Zone/16 Output Expansion	17A00-9	18
Expansion Enclosure	17A00-1	18
European 16 Zone/16 Output Expander	0A179-9EU	18
Expansion Board Only	17A00-8	18
Omni Notifier	20A30-1	18
PC Access Software	1105W/1106	18
Omni Console	33A00-1	19
Omni Console w/Built-In Speaker/Mic	33A00-4	19
International Omni Console	33A00-23	19
International Omni Console w/Built-In Speaker/Mic	33A00-24	19
European Console Tamper Kit	ENTMP-9EU	19
Flush Mount Kit	33A00-3	19
Surface Speaker Microphone	28A00-1	19
Flush Speaker Microphone	28A00-2	19
Two-Way Voice Module	10A11-1	19
ZigBee® Interface Module (ZIM)	81A00-3WHZB	19
RS-232/RS-485 Serial Board	10A17-1	20
8 Relay Module	19A00-1	20
Four Relay Module	10A07-1	20
Universal Mounting Plate	20A07-2	20
Enclosure Lock & 2 Keys	21A06-1	20
Hardwired Load Control Module	72A00-1	20
KNX® Gateway	97A00-1	21
One Port PoE Injector	90A00-1	21
Eight Port PoE Switch	91A00-1	21
Eight Port PoE Switch with Structured Wiring Backplate	91A00-2	21
Serial PC Cable	21A05-2	21
UPB™ Powerline Interface Module to Computer Cable	36A05-2	21
Serial Connectivity Cable	36A05-4	21
Serial Server	93A00-1	21

**Wireless Security Sensors**

64 Zone Wireless Receiver	45A00-1	22
Glass Break	61A00-1	22
Quad Pet Immune Motion Detector	47A00-2	22
4 Button Wireless Keypad	69A00-1	22
4 Button Keyfob	48A00-1	22
Panic/Alert Pendant	50A00-1	22
Wireless Receiver for GE InterLogix	42A00-2	22
Wireless Driveway Sensor	63A00-1	23
Door/Window Transmitter	46A00-1	23



Mini Contact	58A00-1	23
Vanishing Contact	57A00-1	23
Wireless Recessed Door Contacts	56A00-1	23

### Access Control

Access Control Card Reader	75A00-2	25
Access Control Keypad	54A00-1	25
Access Control Card Pack of 10	78A00-1	25
Access Control Key Tag Pack of 10	78A00-2	25
12VDC Electric Door Strike (Fail Secure)	79A00-1	25
Power Hub in Enclosure	83A00-1	25
Power Hub for Structured Wiring	83A00-2	25

### Video Surveillance

Indoor/Outdoor Mini Dome IP Camera	68A11-1	26
------------------------------------	---------	----

### VOIP Intercom Door Station

Intercom Door Station	INDS1	27
-----------------------	-------	----

## OMNI INTERFACES

### Touchscreens & Accessories

OmniTouch 7 White	99A00-1 (White)	28
OmniTouch 7 Black	99A00-2 (Black)	28
Table top Display; includes rubber feet.	99A16-1 (White)	28
	99A16-2 (Black)	28

## ENERGY MANAGEMENT

### Lumina RF Wireless Energy Management

Lumina Gateway	74A00-1	34
OmniTouch 7 Touchscreen for Lumina Gateway	99A00-1/99A00-2	34
Lumina RF 120/277VAC 10A Switch	ZSS10	34
Lumina RF Ceiling Mount Occupancy Sensor - 1500 Sq/Ft - 450 Sq/Ft	ZSC04 and ZSC15	34
Omnistat2 Wireless Single-Stage Conventional & Heat Pump (w/Aux Heat)	RC-1000WHZB	35
Lumina RF Universal Thermostat	RC-1500WHZB	35
Omnistat2 Wireless Multistage & Heat Pump w/Humidity Control	RC-2000WHZB	35
Lumina RF Motion Sensor	LURMD-00W	35
Lumina RF Door/ Window Sensor	LURDW-00W	35
Lumina RF 15A Plug-in Load Control Module	89A00-1ZB	35
Lumina RF 30A Wireless Load Control Module	73A00-3ZB	35
Lumina RF 5A Wireless Load Control Module	73A00-4ZB	35

### Omni Temperature Control and Monitoring

Omnistat2 Thermostat Conventional & Heat Pump (w/ Aux) White (WH)	RC-1000WH	38
Omnistat2 Thermostat Multi-Stage Heat Pump w/ Humidity Control	RC-2000WH	38
Omnistat2 Trim Ring	65A18-1	38
Temperature Display/Control (TDC)	95A03-1TWH	38
TDC Kit with Power Supply	95A03-1TKT	38
TDC Color Change Kit	95A19-BL	38
TDC Color Change Kit	95A19-WH	38
Flush Mount Remote Indoor/ Outdoor Temp Sensor	23A00-2	38
Thermostat Isolation Module	29A00-1	38
Thermostat Power Supply Module	30A00-2	38
Surface Mount Remote Indoor/Outdoor Temp Sensor	23A00-1	38
Water Temperature Sensor	14A00-8	39
Extended Range Indoor/Outdoor Temperature Sensor for Leviton Omni Controllers	31A00-7	39
Extended Range Indoor/Outdoor Temperature & Humidity Sensor for Leviton Omni Controllers	31A00-8	39

**Hospitality Temperature Control and Monitoring**

Omnistat3 Hospitality Thermostat	RC500-2EW	41
RC500 Thermostat Retrofit Kit	RCPLT-00W	41
Wireless Ceiling Occupancy Sensors - Coverage of up to 450 sq/ft	ZSC04-INW	41
Wireless Ceiling Occupancy Sensors - Coverage of up to 1,500 sq/ft	ZSC15-INW	41
Wireless Corner Mount Motion Sensor	LURMD-00W	41
Wireless Door / Window / Balcony sensor	LURDW-00W	41
30 Amp Load Control Module - 96-250VAC (50/60 Hz)	73A00-3ZB	41
Plug-in Appliance Module - 120VAC 15A	89A00-1ZB	41
Wall switch - 120-277VAC 10A Wall switch, for applications with a neutral connection	ZSS10-NQZ	41
Wall switch - 120-277VAC 10A Wall switch, for applications without a neutral connection	ZSS10-GQZ	41
Hardwired Room Key Switch - 24V Key Switch Interface, requires OSP20-RxH power pack	HKSWP-0Lx	41

**HAI Lighting Control**

CFL/LED Dimmer	35A00-1CFL	44
600W UPB™ Dimmer Switch	35A00-1	44
600W UPB™ Non-Dimming Switch	35A00-3	44
15A Relay Switch	40A00-1	44
Auxiliary Switch	37A00-1	44
Switch Color Change Kit	35A14-colorcodeCS	44
2400W UPB™ Dimmer Switch	55A00-3 color	45
2400W Wallplate, Ivory	55A03-2	45
2400W Wallplate, White	55A03-1	45
1000W UPB™ Dimmer Switch	55A00-1colorcode	45
UPB™ Lamp Module	59A00-1	45
UPB™ Appliance Module	60A00-1	45
Scene Switch, 6 Button	38A00-1	45
House Status Switch, 8 Button	38A00-2	45
Table Top Scene Switch Cradle	38A15-color	46
Table Top Scene Switch with Cradle	38A16-color	46
Custom Legend Kit for Scene or House Status Switch	38A06-2	46
Scene Switch Remote	38A14-1	46
Scene Switch and Lumina Mode Switch Color Change Kit	38A04-colorcodeCS	46
House Status Switch Color Change Kit	38A05-colorcodeCS	46
HLC Load Control Module	71A00-1	47
Phase Coupler	39A00-1	47
UPB™ Split-Phase Repeater	39A00-2	47
UPB™ Three-Phase Repeater	39A00-3	47
UPB™ Powerline Interface Module & Cable	36A00-1	47

**Vizia RF+ Wireless Lighting**

CFL, LED, Incandescent, Magnetic Low Voltage and Mark 10 Dimmer with LED locator and brightness display	VRMX1-1L	50
Incandescent Dimmer with LED locator and brightness display	VR106-1L	50
Incandescent Dimmer with LED locator and brightness display	VR110-1L	50
Incandescent, Magnetic Low Voltage and Mark 10 Dimmer Electronic Low Voltage Dimmer with LED locator and brightness display	VRE06-1L	50
Quiet Fan Speed Control with LED locator and fan speed display	VRF01-1L	50
1-Button Zone Controller/Virtual Dimmer Remote Color Change Kit with LED locator and brightness display for VRCZ1	VPKIT-MD	50
Scene Capable Switch with LED locator	VRS15-1L	51
Incandescent Scene Capable Switch with LED locator	VRS05-1L	51
Matching Switch Color Change Kit with LED locator	VPKIT-MS	51
RF + Installer Tool Software and USB for System programming* (Internal astronomical clock)	VRUSB-000	51
Vizia RF +® IR Handheld Remote Controller	VRCPG-OSG	51
Vizia RF +® 4-Button Scene Controller	VRMR1-OSG	51
Vizia RF +® 4-Button Zone Controller	VRC4-M0	52
Vizia RF +® 2-Button Scene Controller with Switches	VRCZ4-M0	52
1-Button Scene Controller/ Virtual Switch Remote	VRC2-MR	52
Vizia RF +® 1-Button Zone Controller/ Virtual Dimmer Remote	VRC51-1L	52
Vizia RF +® 4-Button Zone Controller	VRCZ1-1L	52
Color Change Kit with LED for VRC52	VRCZ4-M0	52
Matching Dimmer/Fan Speed Control	VRKIT-DS	52
	VPKIT-MD	52



Color Change Kit with LED locator for VRCS1	VPKIT-MS	52
4-Button Scene Controller Color Change Kit with LED locator for VRCS4	VPKIT-S4	52
4-Button Zone Controller Color Change Kit with LED for VRCZ4	VPKIT-Z4	52
4-Button Scene Controller Label Kit with LED locator for VRCS4	VPSLB-S4	52
4-Button Zone Controller Label Kit with LED for VRCZ4	VPZLB-Z4	52
Vizia RF +@ Scene Capable Plug-In Appliance Module	VRPA1-1LW	53
Vizia RF +@ Scene Capable Plug-In Lamp Dimming Module	VRPD3-1L	53
Vizia RF +@ Plug-In Serial Interface Module, ASCII to Z-Wave® Interface	VRCOP-1L	53
2-Button Scene Controller with Switches Vizia RF +@ Scene Capable Plug-In Appliance Module	VRP15-1L	53
Receptacle Color Change Kit	VRKIT-R0	53

### Omni-Bus Lighting Control

Interface Translator DIN Rail Module	117A00-1	56
Omni-Bus Scene Control DIN Rail Module	126A00-1	56
Power Supply 2.5A DIN Rail Module	123A00-1	56
Power Supply Interface DIN Rail Module	124A00-1	56
8-Way Splitter DIN Rail Module	120A00-1	56
Termination Plug	122A00-1	57
Jumper Plugs	121A00-1	57
RF Transceiver DIN Rail Module	115A00-1	57
DALI Gateway DIN Rail Module	118A00-1	57
USB Programming Interface Unit	116A00-1	57
3-Way Splitter	119A00-1	57
6-Channel Universal Switch Interface Module	114A00-1	57
Omni-Bus Cable Assemblies for 114A00-1	114A01-1	57
Omni-Bus Relay DIN Rail Module	112A00-1	58
Omni-Bus Dimmer DIN Rail Module	110A00-1	58
Omni-Bus Universal Dimmer DIN Rail Module	110A00-2	58
Omni-Bus Power Switch DIN Rail Module	111A00-1	58
Single-Gang Switch Box w/Cover, Metal	95A20-1	58
1-Button Hardwired, White	113A00-1	59
1-Button Wireless, White	113A00-2	59
2-Button Hardwired, White	113A00-3	59
2-Button Wireless, White	113A00-4	59
3-Button Hardwired, White	113A00-5	59
3-Button Hardwired, Brushed Stainless	113A00-6	59
3-Button Wireless, White	113A00-7	59
6-Button Hardwired, White	113A00-8	59
6-Button Hardwired, Brushed Stainless	113A00-9	59
Keyfob Remote Control, 6-Channel	125A00-1	59
Keyfob Remote Control, 16-Channel	125A00-2	59
Omni-Bus Decora Low Voltage Keypad, NEMA Form Factor, 1 Button, RJ45 Connectors for Omni-Bus, Color: White	OBKND-10W	60
Omni-Bus Decora Low Voltage Station, NEMA Form Factor, 2 Button, RJ45 Connectors for Omni-Bus, Color: White	ONKND-20W	60
Omni-Bus Decora Low Voltage Station, NEMA Form Factor, 4 Button, RJ45 Connectors for Omni-Bus, Color: White	OBKND-40W	60
NEMA Omni-Bus 1-button wall station color change kit	RDSGW-1xx	60
NEMA Omni-Bus 2-button wall station color change kit	RDSGW-2xx	60
NEMA Omni-Bus 4-button wall station color change kit	RDSGW-4xx	60
1-Gang Decora Screwless Wallplate	80301-0Sx	60
1-Gang Decora Screwless Wallplate, color: gray	80301-SGY	60
1-Gang Decora Standard Screw Wallplate	80401-00x	60
1-Gang Decora Standard Screw Wallplate, color: gray	80401-SGY	60
1-Gang Decora Wallplate, brass satin	81401-000	60
1-Gang Decora Wallplate, brushed stainless steel	84401-040	60

### VerifEye™ Series 1000 & Series 2000 Meter Kits

#### 1000 Series Meters

1000 120V 1 PH 2W 100A 1 split CT Indoor	1K120-01W	62
1000 120V 1 PH 2W 200A 1 split CT Indoor	1K120-02W	62
1000 120V 1 PH 2W 400A 1 split CT Indoor	1K120-04W	62
1000 120V 1 PH 2W 800A 1 split CT Indoor	1K120-08W	62
1000 120V 1 PH 2W 100A 1 solid CT Indoor	1K120-1SW	62
1000 120V 1 PH 2W 200A 1 solid CT Indoor	1K120-2SW	62

1000 120/240V 1 PH 3W 100A 2 split CT Indoor  
 1000 120/240V 1 PH 3W 200A 2 split CT Indoor  
 1000 120/240V 1 PH 3W 400A 2 split CT Indoor  
 1000 120/240V 1 PH 3W 800A 2 split CT Indoor  
 1000 120/240V 1 PH 3W 100A 2 solid CT Indoor  
 1000 120/240V 1 PH 3W 200A 2 solid CT Indoor  
 1000 277V 1PH 2W 100A 1 split CT Indoor  
 1000 277V 1PH 2W 200A 1 split CT Indoor  
 1000 277V 1PH 2W 400A 1 split CT Indoor  
 1000 277V 1PH 2W 800A 1 split CT Indoor  
 1000 277V 1PH 2W 100A 1 solid CT Indoor  
 1000 277V 1PH 2W 200A 1 solid CT Indoor  
 1000 120V 1 PH 2W 100A 1 split CT Outdoor  
 1000 120V 1 PH 2W 200A 1 split CT Outdoor  
 1000 120V 1 PH 2W 400A 1 split CT Outdoor  
 1000 120V 1 PH 2W 800A 1 split CT Outdoor  
 1000 120/240V 1 PH 3W 100A 2 split CT Outdoor  
 1000 120/240V 1 PH 3W 200A 2 split CT Outdoor  
 1000 120/240V 1 PH 3W 400A 2 split CT Outdoor  
 1000 120/240V 1 PH 3W 800A 2 split CT Outdoor  
 1000 277V 1PH 2W 100A 1 split CT Indoor  
 1000 277V 1PH 2W 200A 1 split CT Indoor  
 1000 277V 1PH 2W 400A 1 split CT Indoor  
 1000 277V 1PH 2W 800A 1 split CT Indoor

**2000 Series Meters**

2000 120/208V 3 PH 4W 100A 3 split CT Indoor  
 2000 120/208V 3 PH 4W 200A 3 split CT Indoor  
 2000 120/208V 3 PH 4W 400A 3 split CT Indoor  
 2000 120/208V 3 PH 4W 800A 3 split CT Indoor  
 2000 120/208V 3 PH 4W 1200A 3 split CT Indoor  
 2000 120/208V 3 PH 4W 100A 3 solid CT Indoor  
 2000 120/208V 3 PH 4W 200A 3 solid CT Indoor  
 2000 120/240V 1 PH 3W 100A 3 split CT Indoor  
 2000 120/240V 1 PH 3W 200A 3 split CT Indoor  
 2000 120/240V 1 PH 3W 400A 3 split CT Indoor  
 2000 120/240V 1 PH 3W 800A 3 split CT Indoor  
 2000 120/240V 1 PH 3W 1200A 3 split CT Indoor  
 2000 120/240V 1 PH 3W 100A 3 solid CT Indoor  
 2000 120/240V 1 PH 3W 200A 3 solid CT Indoor  
 2000 120/208V 3 PH 4W 100A 3 split CT Indoor  
 2000 120/208V 3 PH 4W 200A 3 split CT Indoor  
 2000 120/208V 3 PH 4W 400A 3 split CT Indoor  
 2000 120/208V 3 PH 4W 800A 3 split CT Indoor  
 2000 120/208V 3 PH 4W 1200A 3 split CT Indoor  
 2000 277/480V 3PH 4W 100A 3 split CT Indoor  
 2000 277/480V 3PH 4W 200A 3 split CT Indoor  
 2000 277/480V 3PH 4W 400A 3 split CT Indoor  
 2000 277/480V 3PH 4W 800A 3 split CT Indoor  
 2000 277/480V 3PH 4W 1200A 3 split CT Indoor  
 2000 120/208V 3 PH 4W 100A 3 split CT Outdoor  
 2000 120/208V 3 PH 4W 200A 3 split CT Outdoor  
 2000 120/208V 3 PH 4W 400A 3 split CT Outdoor  
 2000 120/208V 3 PH 4W 800A 3 split CT Outdoor  
 2000 120/208V 3 PH 4W 1200A 3 split CT Outdoor  
 2000 120/240V 1 PH 3W 100A 3 split CT Outdoor  
 2000 120/240V 1 PH 3W 200A 3 split CT Outdoor  
 2000 120/240V 1 PH 3W 400A 3 split CT Outdoor  
 2000 120/240V 1 PH 3W 800A 3 split CT Outdoor  
 2000 120/240V 1 PH 3W 1200A 3 split CT Outdoor

1K240-01W 62  
 1K240-02W 62  
 1K240-04W 62  
 1K240-08W 62  
 1K240-1SW 62  
 1K240-2SW 62  
 1K277-01W 62  
 1K277-02W 62  
 1K277-04W 62  
 1K277-08W 62  
 1K277-1SW 62  
 1K277-2SW 62  
 1O120-01W 62  
 1O120-02W 62  
 1O120-04W 62  
 1O120-08W 62  
 1O240-01W 62  
 1O240-02W 62  
 1O240-04W 62  
 1O240-08W 62  
 1O277-01W 62  
 1O277-02W 62  
 1O277-04W 62  
 1O277-08W 62

2K208-01W 63  
 2K208-02W 63  
 2K208-04W 63  
 2K208-08W 63  
 2K208-12W 63  
 2K208-1SW 63  
 2K208-2SW 63  
 2K480-01W 63  
 2K480-02W 63  
 2K480-04W 63  
 2K480-08W 63  
 2K480-12W 63  
 2K480-1SW 63  
 2K480-2SW 63  
 2K208-01D 63  
 2K208-02D 63  
 2K208-04D 63  
 2K208-08D 63  
 2K208-12D 63  
 2K480-01D 63  
 2K480-02D 63  
 2K480-08D 63  
 2K480-08D 63  
 2K480-12D 63  
 2O208-01W 63  
 2O208-02W 63  
 2O208-04W 63  
 2O208-08W 63  
 2O208-12W 63  
 2O480-01W 63  
 2O480-02W 63  
 2O480-04W 63  
 2O480-08W 63  
 2O480-12W 63





**VeriEye™ EMH+ and Emax**

EMH+ All-in-One Meter and Hub with 3 Phase Meter,

includes 100A CTs.

A8814-1S3 64

includes 200A CTs.

A8814-2S3 64

includes 300A CTs.

A8814-3S3 64

includes 400A CTs.

A8814-4S3 64

includes 600A CTs.

A8814-6S3 64

**EZ-MAX® Plus Relay Control Panels**

EZ-MAX Plus 8 Relay Panel, (0) No Relays, (8) empty slots. 120V, 277V, 347V input power. With 8 Low Voltage Inputs

08BD-000 65

EZ-MAX Plus 8 Relay Panel, (4) 1-Pole 30A 120V/277V Relays, (4) empty slots. 120V, 277V, 347V input power.

With 8 Low Voltage Inputs

R08BD-L04 65

EZ-MAX Plus 8 Relay Panel, (8) 1-Pole 30A 120V/277V Relays. 120V, 277V, 347V input power.

With 8 Low Voltage Inputs

R08BD-L08 65

EZ-MAX Plus 8 Relay Panel, (8) 2-Pole 20A 240V/480V Relays. 120V, 277V, 347V input power.

With 8 Low Voltage Inputs

R08BD-208 65

EZ-MAX Plus 24 Relay Panel, (0) No Relays, (24) empty slots. 120V, 277V, 347V input power.

With 12 Low Voltage Inputs

R24BD-000 65

EZ-MAX Plus 24 Relay Panel, (16) 1-Pole 30A 120V/277V Relays, (8) empty slots. 120V, 277V, 347V input power.

With 12 Low Voltage Inputs

R24BD-L16 65

EZ-MAX Plus 24 Relay Panel, (24) 1-Pole 30A 120V/277V

Relays. 120V, 277V, 347V input power. With 12 Low Voltage Inputs

R24BD-L24 65

EZ-MAX Plus 24 Relay Panel, (16) 2-Pole 20A 240V/480V

Relays, (8) empty slots. 120V, 277V, 347V input power. With 12 Low Voltage Inputs

R24BD-216 65

EZ-MAX Plus 24 Relay Panel, (24) 2-Pole 20A 240V/480V Relays. 120V, 277V, 347V input power.

With 12 Low Voltage Inputs

R24BD-224 65

EZ-MAX Plus 8 Relay Panel, (0) No Relays, (8) empty slots. 230V input power. With 8 Low Voltage Inputs

R08BF-000 65

EZ-MAX Plus 8 Relay Panel, (8) 1-Pole 30A 120V/230V/277V Relays. 230V input power. With 8 Low Voltage Inputs

R08BF-L08 65

EZ-MAX Plus 24 Relay Panel, (0) No Relays, (24) empty slots. 230V input power. With 12 Low Voltage Inputs

R24BF-000 65

**ENTERTAINMENT****Hi-Fi 2**

Hi-Fi 2 4 Zone, 4 Source Amp Only

95A02-3 70

Hi-Fi 2, 4 Zone, 4 Source Kit for Structured Wiring

95A00-3 70

Hi-Fi 4x4 Power Cord - Power cord for Australia, for use with Hi-Fi 4-Zone, 4 Source systems

95A21-3 70

Hi-Fi 4x4 Power Cord - Power cord for Europe, for use with Hi-Fi 4-Zone, 4 Source systems

95A21-2 70

Hi-Fi 4x4 Power Cord - Power cord for UK, for use with Hi-Fi 4-Zone, 4 Source systems

95A21-1 70

Hi-Fi 2, 8 Zone, 8 Source Kit w/Enclosure

95A00-1 70

Hi-Fi 2, 8 Zone, 8 Source Kit for Structured Wiring

95A00-2 70

Hi-Fi 2 Main Amplifier Assembly w/Power Supply

95A01-1 70

Hi-Fi 2 Main Amplifier Assembly with Power Supply

20A07-2 70

Hi-Fi 2, 8 Zone Expansion Amplifier Kit w/Enclosure

95A12-1 71

Hi-Fi 2, 8 Zone Expansion Amplifier Kit for Structured Wiring

95A12-2 71

Hi-Fi 2 Expansion Amplifier Assembly w/Power Supply

95A18-1 71

Hi-Fi 2 Expansion Cable Assembly

95A16-1 71

Vented Enclosure

95A09-1 71

Hi-Fi 2 Retractable Cable

95A13-1 71

Hi-Fi 2 Retractable Cable

95A14-1 71

Single-head Flashing IR Emitter

EN928-000 71

Hi-Fi 2 Remote Control

95A05-1 72

Volume-Source Control (VSC)

95A03-1 72

VSC Color Change Kit

95A11-colorCS 72

Remote Input Module (RIM)

95A04-1 72

Bluetooth Remote Input Module (BRIM)

95A04-2 72

Individual RIM Color Change Kit

95A15-colorcode 72

RIM Color Change Kit

95A10-colorCS 72

**Strauss Volume Controls & 1x6 Distributed Audio**

**Audio System Volume Controls**

Decora Strauss Transformer-Free Slider Volume Control, analog, 200 watts peak, 100 watts RMS, 4-16 ohms, 8 ohm nominal (for use with SGAMP-000) (Decora wallplate sold separately)	SGVST-00W	73
Decora Strauss Transformer-Free Impedance-Matching Slider Volume Control, analog, 200 watts peak,	SGVSM-00W	73
Decora Strauss Color-Change Kit, converts to light almond	SGVCK-0LA	73
Decora Strauss Color-Change Kit, converts to ivory	SGVCK-00I	73
Decora Strauss Color-Change Kit, converts to black	SGVCK-00E	73

**System Matching Modules**

System Matching Module for impedance-matching passive two-channel multi-room audio systems (for use with SGVST-00W)	SGAMP-000	73
---	-----------	----

**1X6 Audio Distribution Module**

1x6 Passive Audio Module (for use with SGVSM-00W)	48211-06A	73
---	-----------	----

**SPEAKERS**

**In-Wall & In-Ceiling Speakers**

**Leviton Architectural Edition Powered by JBL In-Wall/In-Ceiling Speakers**

Pair of 6.5" Two-Way In-Wall Loudspeakers, 80 watts, 8 ohms	AEI65-000	76
Pair of 8" Two-Way In-Wall Loudspeakers, 100 watts, 8 ohms	AEI80-000	76
Pair of 6.5" Two-Way In-Ceiling Loudspeakers, 80 watts, 8 ohms	AEC65-000	76
Pair of 8" Two-Way In-Ceiling Loudspeakers, 100 watts, 8 ohms	AEC80-000	76
6.5" Two-Channel / Single Location Two-Way In-Ceiling Loudspeakers, two titanium tweeters, dual voice-coil titanium-laminate woofer 50 watts/channel, 8 ohms	AEM65-000	76

**Pre-Construction Kits**

6.5" Pre-Construction Speaker Kit for in-wall installations	AEPI6-KIT	76
8" Pre-Construction Speaker Kit for in-wall installations	AEPI8-KIT	76
Fire Rated Back-Box Enclosure (Required for 6.5" in-ceiling speakers AEC65, AEM65)	AEBC6-000	76
8" Pre-Construction Speaker Kit for In-Ceiling Speaker	AEPC8-KIT	76

**Spec-Grade® In-Wall/In-Ceiling Indoor Speakers**

Pair of 6.5" Spec-Grade Two-Way In-Ceiling Loudspeakers, 120 W peak/ 60 W RMS, 8 ohms	SGC65-00W	77
Pair of 6.5" Spec-Grade Two-Way In-Wall Loudspeakers, 120 W peak/ 60 W RMS, 8 ohms	SGI65-00W	77

**Pre-Construction Kits**

Rough-in Bracket for 6.5" In-Wall Loudspeakers	PCI65-KIT	77
Rough-in Bracket for 8" In-Wall Loudspeakers	PCI80-KIT	77
Fire-Rated Back-Box Enclosure (Required for 6.5" in-ceiling speakers SGC65)	AEBC6-000	77

**Outdoor Home & Theater Speakers**

Pair of Outdoor/All-Weather Two-Way Loudspeakers in Enclosure, 0.50" tweeter, 4" woofer, 200 watts, 8 ohms	AEAWS-C1W	78
Dual 5" Two-Way In-Wall Center Channel Home Theater Loudspeakers, 120 watts, 8 ohms	AEI55-000	79
Dual Channel Two-Way Shelf-Mounted Center Channel Loudspeaker w/ silver grill, 75 watts / 300 watts, 8 ohms	AECCS-VCE	79
Powered 12" Subwoofer w/ amplifier w/ silver grill, 400 watts RMS, 700 watts peak, 8 ohms	AESUB-012	79
Five-Channel Surround-Sound Home Cinema Speaker System w/ 100-watt powered subwoofer and 5 satellite speakers	AEH50-0**	79
System-Matched Satellite Speaker for 6.1 and 7.1 surround sound expansion	AESS5-0**	79
Single-Gang Decorative Satellite Speaker Adapter Wallplate/Bracket	AEPHK-0**	79
Pre-Construction Kit, in-wall center channel shelf for use with AEI55-000	AEPIS-KIT	79



## AUDIOVISUAL SOLUTIONS

### BitWise Products

BC1, US Power Supply, 8 IR ports, 4 RS232, 4 GPIO, 4 Relays, 1 IR input	BWBC1-000	85
BC1, Intl Power Supply, 8 IR ports, 4 RS232, 4 GPIO, 4 Relays, 1 IR input	BWBC1-0NT	85
BC2, US Power Supply, 4 IR ports; 2 RS232; 2 GPIO; 2 Relays	BWBC2-000	85
BC2, Intl Power Supply, 4 IR ports, 2 RS232; 2 PIO, 2 Relays	BWBC2-0NT	85
BC4-BCX-1 PRO, US power supply, BW BC4 with 4 IR ports, GPIO, RS232	BWBC4-000	85
BC4-BCX-1 PRO, INTL power supply, BW BC4 with 4 IR ports, GPIO, RS232	BWBC4-0NT	85
RF Remote Control	BWRMT-000	85
RF Remote Control Receiver	BWRRR-000	85
BC-2 Rack Ears	BWEAR-000	85
Single Head Flashing IR Emitter	EN928-000	85
Dual Head Flashing IR Emitter	BWEM2-000	85
Adapter for connecting a BC-1 IR In port to a Distributed IR system	BWIRA-000	85
Wi-Fi Adapter with External Antenna	BWWFA-000	85
IR Receiver Module	BWIRI-000	85
IR Learner	BWIRL-000	85
DB9 Female-RJ45 Female Adapter	BWDBF-000	85
DB9 Male-RJ45 Female Adapter	BWDBM-000	85
POE Power Injector with A/C Cord	TS901-000	85
OmniTouch 7 Touchscreen, black/white	99A00-1/2	85
OmniTouch 7 Table Top Stand - White	99A16-1	85
OmniTouch 7 Top Stand - Black	99A16-2	85
US Power Supply, 12V	BWDPS-000	85
International Power Supply, 12VDC	BWIPS-000	85

### AV Signal Extension

HDBaseT Extender, Transmitter and Receiver, 100 m	41910-HTE	87
HDBaseT Extender, Transmitter and Receiver, 70 m	41910-HT0	87
HDBaseT Extender, Receiver only, 70 m	41910-HTR	87
HDBaseT Extender IR Emitter and Receiver Kit	41910-HIR	87
VGA Extender Transmitter and Receiver, 100 m	41910-V01	88
HDMI Cable, 3 ft.	41900-03E	88
HDMI Cable, 6 ft.	41900-06E	88
HDMI Cable, 10 ft.	41900-10E	88
HDMI Cable, 15 ft.	41900-15E	88
HDMI Cable Lock Kit	41900-LKT	88
USB 1.1 Extender, 50 m	41910-U11	89
Mixing Audio Amplifier	41920-A01	89
Infrared Remote Control Kit	41920-AIR	89

### AV Connectivity – Multimedia Outlet System – MOS Surface-Mount Box & Wallplate Housings

Single-Gang Wallplate	41290-SMW	41290-SMT	41290-SMI	41290-SMG	41290-SME	41290-SMS	92
Dual-Gang Wallplate	41290-DMW	41290-DMT	41290-DMI	41290-DMG	41290-DME	41290-DMS	92
Three-Gang Wallplate						41290-TMS	92
Surface-Mount Box*, 3-unit w/Fiber Storage	41296-MMW	41296-MMT	41296-MMI	41296-MMG	41296-MME		92
Surface-Mount Housing, holds one 1-unit high module	4M089-1WM	4M089-1IM	4M089-1TM	4M089-1GM	4M089-1EM		92
Fiber Storage/Spacer Ring		41290-DRW	41290-DRI	41290-DRG	41290-DRE		92
Decora® Insert, holds one 1-unit high module	41649-00W	41649-00T	41649-00I	41649-00G	41649-00E		92
VGA PC Module, 110-style termination		41295-VPW	41295-VPT	41295-VPI	41295-VPG		92
VGA Monitor Module, 110-style termination		41295-VMW	41295-VMT	41295-VMI	41295-VMG		92
VGA/HD15 Module, screw terminal				41295-HDW	41295-HDI		92
VGA/HD15 Module, feedthrough	41293-HDW	41293-HDT	41293-HDI	41293-HDG	41293-HDE		92
VGA/HD15 Module, empty		41291-DBW	41291-DBI	41291-DBG	41291-DBE		92
RCA Component Video Module, 110-style termination (red, green, blue)		41292-DEW	41292-DET	41292-DEI			92
RCA Composite Video Module, 110-style termination (red, white, yellow)		41292-AEW	41292-AET	41292-AEI			92
3-Port RCA Module (red, black, yellow), feedthrough	41292-3RW	41292-3RT	41292-3RI	41292-3RG	41292-3RE		92
3-Port RCA Module (red, green, blue), feedthrough	41292-3DW	41292-3DT	41292-3DI	41292-3DG	41292-3DE		92
HDMI® Module, feedthrough	41290-HDW	41290-HDT	41290-HDI	41290-HDG	41290-HDE		92

speaKON® Connector, 4-pole, screw terminal*	41297-SP4	92
XLR Connector, 3-pole, screw terminal*	41297-XL3	92

**MOS Fiber Inserts**

1 Duplex SC, zirconia ceramic, SM/M, blue, (1-unit high)	41291-2CW	41291-2CI	41291-2CG	41291-2CE	93
1 Duplex SC, zirconia ceramic, SM/MM, blue, 45° exit (1.5-units high)	41294-2CW	41294-2CI	41294-2CG	41294-2CE	93
1 Duplex SC, zirconia ceramic, SM/MM, blue, 45° exit (2-units high)	41292-2CW	41292-2CI	41292-2CG	41292-2CE	93
2 Duplex SC, zirconia ceramic, SM/MM, blue, 45° exit (3-units high)	41293-4CW	41293-4CI	41293-4CG	41293-4CE	93
1 Duplex ST, zirconia ceramic, SM, (1-unit high)	41291-2TW	41291-2TI	41291-2TG	41291-2TE	93
1 Duplex ST, phosphor bronze, MM, (1-unit high)	41291-2TW	41291-2TI	41291-2TG	41291-2TE	93
1 Duplex ST, zirconia ceramic, SM, 45° exit (1.5-units high)	41294-2TW	41294-2TI	41294-2TG	41294-2TE	93

**MOS Adapters & Blank Modules**

1-Port QuickPort® Module (1-unit high)	41291-1MW	41291-1MT	41291-1MI	41291-1MG	41291-1ME	93
2-Port QuickPort Module (1-unit high)	41291-2QW	41291-2QT	41291-2QI	41291-2QG	41291-2QE	93
2-Port 45° Exit Angled QuickPort Module (1.5-units high)	41294-2QW	41294-2QT	41294-2QI	41294-2QG	41294-2QE	93
Passthrough Module (1.5-units high)	41297-2PW	41297-2PI	41297-2PT	41297-2PG	41297-2PE	93
Blank Module (0.5-unit high)	41295-5BW	41295-5BT	41295-5BI	41295-5BG	41295-5BE	93
Blank Module (1-unit high)	41291-1BW	41291-1BT	41291-1BI	41291-1BG	41291-1BE	93
Blank Module (1.5-units high)	41294-2BW	41294-2BT	41294-2BI	41294-2BG	41294-2BE	93
Blank Module (2-units high)	41292-2BW	41292-2BT	41292-2BI	41292-2BG	41292-2BE	93

**Data & AV Connectors**

QuickPort® BNC Bulkhead Module, standard	41084-B*F	95
QuickPort BNC Bulkhead Module, gold plated	40832-0B*	95
QuickPort HDMI Passthrough	40834-00#	95
QuickPort S-Video Feedthrough	40734-CV~	95
QuickPort USB A-A Connector, feedthrough	40835-00~	95
QuickPort 3.5 mm Stereo, screw terminal	40839-S~S	95
QuickPort F-Connector, standard, 3.0 GHz	41084-F*F	95
QuickPort F-Connector, gold plated, 3.0 GHz	40831-0B*	95
QuickPort RCA to 110	40735-Rx†	95
QuickPort RCA w/ black stripe	40830-B*E	95
QuickPort RCA w/ red stripe	40830-B*R	95
QuickPort RCA w/ yellow stripe	40830-B*Y	95
QuickPort RCA w/ green stripe	40830-B~V	95
QuickPort RCA w/ blue stripe	40830-B~L	95
QuickPort Binding Post Adapter, gold plated w/ black stripe	40833-B*E	95
QuickPort Binding Post Adapter, gold plated w/ red stripe	40833-B*R	95
QuickPort Snap-in Blank Module	41084-B*B	95
QuickPort Compression RCA Connector	40782-R•W	95
QuickPort Compression F-Connector (white only)	40782-CPF	95
RCA Compression Connector (colored rings included)	40985-CRU	95
Compression F-Connector	40985-CPF	95

**QuickPlate Tempo Single-Gang Wallplates with ID Windows**

2-Port Wallplate	42090-2WS	42090-2TS	42090-2IS	42090-2GS	42090-2ES	95
4-Port Wallplate	42090-4WS	42090-4TS	42090-4IS	42090-4GS	42090-4ES	95

**Audio Accessories**

RCA Y Adapter, carded unit pack	C5405-000	96
Black Cable with Color-Coded Plugs (Y-W-R-B), carded unit pack	C5454-003	96
18/2 AWG Speaker Wire, 25', sleeve unit pack	X3301-25C	96
18/2 AWG Speaker Wire, 50', sleeve unit pack	X3301-50C	96
18/2 AWG Speaker Wire, 100', sleeve unit pack	X3301-100	96
14/2 AWG Speaker Wire, 50', sleeve unit pack	X3324-50C	96
Home Theater Interface Wallplate, 14 gold-plated spring clips, two RCA connectors, two QuickPort® openings	AEHTK-000	96
Multi-Room Install Wallplate, two gold-plated spring clips, two QuickPort openings	AEMRK-000	96
Single-Gang Single Spring-Clip Device Audio/Video Wallplate, standard size, polymer break resistant, box mount	40951-1P*	96
Single-Gang Double Spring-Clip Device Audio/Video Wallplate, standard size, polymer break resistant, box mount	40952-2P*	96
DSS 75 Ohm and 2.0 GHz Combiner with DC Blocking, gold plated, carded unit pack	40856-DSS	96



DSS 2-Way Splitter, gold plated, carded unit pack, connects one input to two outputs. All ports 2.1 GHz.	40867-DSS	97
DSS 4-Way Splitter, gold plated, carded unit pack, connects one input to four outputs. All ports 2.1 GHz.	40868-DSS	97
75 Ohm Push-On Connector, 2 per carded unit pack	C5235-000	97
75 Ohm In-Line Cable Connector, 100 per bulk polybag	40986-000*	97
Indoor Matching Transformer, carded unit pack	C5052-000	97
Indoor Matching Transformer, gold plated, carded unit pack	C5052-0G0	97
One-Piece Crimp-On F-Connector for RG6 Quad Shiled Bulk polybag order in increments of 100, nickel plated	40985-0Q6	97
RCA Compression Connector (colored rings included)	40985-CRU	98
Compression F-Connector (colored rings included)	40985-CPF	98
F-Connectors, one-piece crimp-on, nickel plated (bag of 100)	40985-1P9 40985-1P6 40985-0Q6	98
2 per carded unit pack, nickel plated	C5307-000	98
2 per carded unit pack, gold plated	C5307-0G0	98
F-Connectors, two-piece crimp-on 2 per carded unit pack, nickel plated	C5009-000 C5007-000	98
75 Ohm Push-On Connector, 2 per carded unit pack	C5235-000	98
75 Ohm In-Line Cable Connector, 100 per bulk polybag	40986-000*	98
Indoor Matching Transformer, carded unit pack	C5052-000	98
RG6 Coax Cable, nickel	C6851-xx	99
Two-Way Splitter, carded unit pack	C5002-000	99
Two-Way Splitter, gold plated, individual polybag	40987-002	99
Three-Way Splitter, carded unit pack	C5003-000	99
Three-Way Splitter, gold plated, individual polybag pack	40987-003	99
Four-Way Splitter, carded unit pack	C5004-000	99
Four-Way Splitter, gold plated, individual polybag pack	40987-004	99
75 Ohm Termination Cap, 25 per polybag pack	40984-000	99

## STRUCTURED MEDIA® ENCLOSURES

### Standard Enclosures

14" Enclosure and Flush-Mount Cover, 15.32" (389.1 mm) H x 15.62" (396.7 mm) W x 3.83" (97.3 mm) D	47605-140	107
14" Enclosure, 14.0" (355.6 mm) H x 14.38" (365.3 mm) W x 3.63" (92.2 mm) D	47605-14E	107
14" Multi-Dwelling Unit Configuration A Enclosure and Flush-Mount Cover, 15.32" (389.1 mm) H x 15.62" (396.7 mm) W x 3.83" (97.3 mm) D	47605-1MG	107
14" Flush-Mount Cover, 15.32" (389.1 mm) H x 15.62" (396.7 mm) W x 0.20" (5.1 mm) D	47605-14C	107
14" Economy Hinged Door, 15.32" (389.1 mm) H x 15.62" (396.7 mm) W x 0.25" (6.4 mm) D	47605-14D	107
14" Premium Vented Hinged Door, 15.32" (389.1 mm) H x 15.62" (396.7 mm) W x 0.25" (6.4 mm) D	47605-14S	107
14" Enclosure, job packed, 6 per pack, 14.0" (355.6 mm) H x 14.38" (365.3 mm) W x 3.63" (92.2 mm) D	47605-14G	107
14" Flush-Mount Cover, job packed, 6 per pack, 15.32" (389.1 mm) H x 15.62" (396.7 mm) W x 0.20" (5.1 mm) D	47605-14B	107
Structured Media Enclosure Lock & Key for 14", 21", 28", and 42" hinged doors	5L000-L0K	107
21" Enclosure, 21.0" (533.4 mm) H x 14.38" (365.3 mm) W x 3.63" (92.2 mm) D	47605-21E	107
21" Flush-Mount Cover, 22.35" (567.7 mm) H x 15.62" (396.7 mm) W x 0.20" (5.1 mm) D	47605-21C	107
21" Premium Vented Hinged Door, 22.35" (567.7 mm) H x 15.62" (396.7 mm) W x 0.25" (6.4 mm) D	47605-21S	107
Structured Media Enclosure Lock & Key for 14", 21", 28", and 42" hinged doors	5L000-L0K	107
Compact Structured Media Enclosure and Cover, empty, 8.02" (203.7 mm) H x 14.38" (365.2 mm) W x 3.71" (94.2 mm) D	47605-MDU	107
Compact Structured Media Enclosure Cover only, 15.375" (390.5 mm) H x 9" (228.6 mm) W x .5" (12.7 mm) D	47605-MDC	107
MDU Kit (Compact Structured Media Enclosure and Cover plus 1x6 Telephone Expansion Board), 8.02" (203.7 mm) H x 14.38" (365.2 mm) W x 3.71" (94.2 mm) D	47604-0F6	107
MDU Kit (Compact Structured Media Enclosure and Cover plus 1x6 Telephone Expansion Board and 6-Way 1 GHz Splitter), 8.02" (203.7 mm) H x 14.38" (365.2 mm) W x 3.71" (94.2 mm) D	47604-F6S	107

### Leviton 28" & 42" Structured Media Enclosures

28" Enclosure and Flush-Mount Cover, 29.32" (744.7mm) H x 15.62" (396.7mm) W x 3.68" (93.5mm) D	47605-28W	108
28" Enclosure only, 28.0" (711.2mm) H x 14.38" (365.3mm) W x 3.60" (91.4mm) D	47605-28N	108
28" Multi-Dwelling Unit Configuration A Enclosure and Flush-Mount Cover, 29.32" (744.7mm) H x 15.62" (396.7mm) W x 3.68" (93.5mm) D	47605-2MG	108
28" Multi-Dwelling Unit Configuration B Enclosure only, 28.0" (711.2mm) H x 14.38" (365.3mm) W x 3.60" (91.4mm) D	47605-M28	108
28" Flush-Mount Cover, 29.32" (744.7mm) H x 15.62" (396.7mm) W x 0.20" (5.1mm) D	47605-F28	108
28" Economy Hinged Door, 29.32" (744.7mm) H x 15.62" (396.7mm) W x 0.25" (6.4mm) D	47605-28D	108
28" Premium Vented Hinged Door, 29.32" (744.7mm) H x 15.62" (396.7mm) W x 0.25" (6.4mm) D	47605-28S	108
28" Enclosure only, job packed, 3 per pack, 28.0" (711.2mm) H x 14.38" (365.3mm) W x 3.60" (91.4mm) D	47605-28G	108



28" Flush-Mount Cover only job packed, 3 per pack, 29.32" (744.7mm) H x 15.62" (396.7mm) W x 0.20" (5.1mm) D	47605-28B	108
28" Pre-Fab Back Plate, 25" (635.0mm) H x 13.5" (342.9mm) W x 0.38" (9.65mm) D	47605-2BP	108

**Leviton 42" Structured Media Enclosures & Covers**

42" Enclosure and Flush-Mount Cover, 43.32" (1,100.3mm) H x 15.62" (396.7mm) W x 3.68" (93.5mm) D	47605-42W	109
42" Enclosure only, 42.16" (1,070.8mm) H x 14.38" (365.3mm) W x 3.60" (91.4mm) D	47605-42N	109
42" Multi-Dwelling Unit Configuration A Enclosure and Flush-Mount Cover, 43.32" (1,100.3mm) H x 15.62" (396.7mm) W x 3.68" (93.5mm) D	47605-4MG	109
42" Multi-Dwelling Unit Configuration B, Enclosure only, 42.16" (1,070.8) H x 14.38" (365.3mm) W x 3.60" (91.4mm) D	47605-M42	109
42" Flush-Mount Cover, 43.32" (1100.3mm) H x 15.62" (396.7mm) W x 0.20" (5.1mm) D	47605-F42	109
42" Economy Hinged Door, 43.32" (1100.3mm) H x 15.62" (396.7mm) W x 0.25" (6.4mm) D	47605-42D	109
42" Premium Hinged Door, 43.32" (1100.3mm) H x 15.62" (396.7mm) W x 0.25" (6.4mm) D	47605-42S	109
42" Pre-Fab Back Plate, 40.0" (1,016.0mm) H x 13.5" (342.9mm) W x 0.38" (9.65mm) D	47605-4BP	109

**28" & 42" Structured Media Center Extender Bracket Frames & SMC Accessories**

Extender Bracket, 2" depth extension package for 28" Structured Media Centers	47612-28B	109
Extender Bracket, 2" depth extension package for 42" Structured Media Centers	47612-42B	109
Structured Media Center Lock & Key	5L000-L0K	109

**Multi-Bay FTTH Enclosures**

14" + 14" Dual Multi-Bay Enclosure, 29.64" (752.8 mm) H x 14.30" (363.2 mm) W x 3.63" (92.2 mm) D	47FTTH-440	110
28" + 14" Dual Multi-Bay Enclosure, 46.64" (1,184.6 mm) H x 14.30" (363.2 mm) W x 3.63" (92.2 mm) D	47FTTH-840	110
28" + 14" + 14" Triple Multi-Bay Enclosure, 59.22" (1,504.1 mm) H x 14.30" (363.2 mm) W x 3.63" (92.2 mm) D	47FTTH-844	110
42" + 14" Dual Multi-Bay Enclosure, 57.64" (1,464.1 mm) H x 14.30" (363.2 mm) W x 3.63" (92.2 mm) D	47FTTH-420	110
14" + 14" + 14" Triple Multi-Bay Enclosure, 45.22" (1,148 mm) H x 14.30" (363.2 mm) W x 3.63" (92.2 mm) D	47FTTH-240	110
28" + 28" Dual Multi-Bay Enclosure, 57.64" (1,464.1 mm) H x 14.30" (363.2 mm) W x 3.63" (92.2 mm) D	47FTTH-880	110
FTTH Point of Entry Box, 3.94" (100 mm) H x 3.15" (80 mm) W x .84" (21 mm) D	FTTH00-00W	110

**Concrete-Mountable Structured Media Enclosures**

Concrete-Mountable Structured Media Enclosure, 21"	48605-21E	111
Concrete-Mountable Structured Media Enclosure, 28"	48605-28E	111
Concrete-Mountable Structured Media Enclosure, 42"	48605-42E	111
Concrete-Mountable Structured Media Duplex Receptacle Power Box	48605-2GP	111
RF Transparent Structured Media Enclosure with Door, 30"	49605-30W	111

**Mounting Brackets & Patch Cords**

Single Plastic Bracket, for single expansion board, white	47612-SBK	112
Standard (1.2" width) Expansion Plastic Bracket, for up to five expansion boards, white	47612-EBK	112
Shelf Plastic Bracket, for up to three expansion boards and CATV splitter, white (compact width)	47612-VSB	112
Compact (6" width) Expansion Plastic Bracket, for up to three expansion boards, white	47612-HBK	112
Data Plastic Bracket, for mounting routers and switches	47612-DBK	112
12-Port QuickPort Mounting Bracket	47600-QPB	112
Home 6@ Ultra High-Flex Patch Cord	6HHOM-xx*	112
Home 5e@ Ultra High-Flex Patch Cord	5HHOM-xx*	112
8-Conductor Flat Telephone Patch Cord, 8" long	42400-8FG	112

**19" Cabinet Patching Solutions**

1RU 12-Port Flat 110-Style Patch Panel	5G596-U12	112
1RU 24-Port Flat 110-Style Patch Panel	5G596-U24	112
1RU 24-Port Flat QuickPort Patch Panel	49255-H24#	112

**Security Brackets, Shelf Brackets, & Tools**

Universal Shelf Bracket	47612-UBK	113
Compact (6" width) Universal Security Board Mounting Plate	47612-HSB	113
Standard (1.2" width) Universal Security Board Mounting Plate	47612-FSB	113
Combo Bracket 47612-CBK Compact (6" width) Universal Mounting Bracket	47612-6SB	113
Standard (1.2" width) Universal Mounting Bracket	47612-1SB	113
EZ-RJ45 Connector, 50/pack	47613-EZC	113
EZ-RJ45 Connector Display Pack, 10/pack	47613-EZR	113
EZ-RJ45 Cat 6 Plug 50/pack	47613-EZ6	113
Push-Lock Pins for SMCs, 20/pack	47615-NYL	113



Reclosable Tie-Wrap, 5" Length, 25/pack	43105-005	113
Reclosable Tie-Wrap, 8" Length, 25/pack	43108-008	113
Reclosable Tie-Wrap, 12" Length, 25/pack	43112-012	113
Wire Punchdown / Termination Tool, blades sold separately	49553-814	113
110 IDC Blade	49553-110	113
66-Clip Blade	49553-066	113
BIX® Blade	49553-BIX	113
Krone® Blade	49553-KRN	113
Awl (woodscrew starter punch)	49553-AWL	113
Master Compression Tool	40989-CPT	113
UTP Stripping Tool	49660-00P	113
Coaxial Stripping Tool	C5914-000	113
EZ-RJ45 Crimp Tool	40989-ACT	113

### Routers & Switches

Gigabit 8-Port Ethernet Switch, 2.52" (64 mm) H x 6.50" (165.1 mm) W x 3.54" (89.9 mm) D	47611-8GB	114
100 Mbps 5-Port Ethernet Switch, 2.52" (64 mm) H x 6.50" (165.1 mm) W x 3.54" (89.9 mm) D	47611-5PT	114
100 Mbps 8-Port Ethernet Switch, 2.52" (64 mm) H x 6.50" (165.1 mm) W x 3.54" (89.9 mm) D	47611-8PT	114
Gigabit 4-Port Router and 300 Mbps Dual-Band Wi-Fi, 6.76" (171.61 mm) H x 4.38" (111.16 mm) W x 1.01" (25.47 mm) D	47611-WG4	114

### Power Supplies & Surge Protection

Surge J-Box Kit, one duplex receptacle, wallplate	47605-ACS	115
Non-Surge J-Box Kit, one duplex receptacle, wallplate	47605-ACN	115
Surge AC Power Module, two duplex receptacles	47605-ODP	115
Non-Surge AC Power Module, two duplex receptacles	47605-NDP	115
DC Bus Module, 12 VDC and 24 VDC	48212-124	115
Versatile Power Supply, six 12 VDC connectors and two NEMA 15A receptacles	47605-PSC	115
AC Surge Module, six receptacles	48212-06S	115
Universal Mini DC Power Supply, three 12 VDC connectors	47605-PSB	115
Universal DC Power Supply, nine 12 VDC connectors and one IEC AC receptacle	47605-PSA	115
IEC TO NEMA 15A Adapter Power Cord, 12" (accessory for 47605-PSA)	48212-IEC	115

### Twist & Mount, TIDP, & Compact Structured Media® Panels

Twist & Mount Patch Panel - 12 ports each of Cat 6 and Cat 5e (24 ports total)	476TM-654	116
Twist & Mount Patch Panel - 24 ports of Cat 6	476TM-624	116
Twist & Mount Patch Panel - 24 ports of Cat 5e	476TM-524	116
Twist & Mount Patch Panel - 6 ports each of Cat 6 and Cat 5e (12 ports total)	476TM-652	116
Twist & Mount Patch Panel - 12 ports of Cat 6	476TM-612	116
Twist & Mount Patch Panel - 12 ports of Cat 5e	476TM-512	116
Telephone Input Distribution Panel (TIDP)	476TL-T12	116
1x9 Bridged Telephone and 4-way 1 GHz TV Splitter	47603-1G4	116
1x9 Bridged Telephone and 6-way 1 GHz TV Splitter	47603-1G6	116
1x9 Bridged Telephone and 8-way 1 GHz TV Splitter	47603-1G8	116
1x4 Bridged Telephone, 4 Data, and 6-way 1 GHz TV Splitter	47603-DP6	116
1x7 Bridged Telephone, Security Interface, and 6-way 1 GHz TV Splitter	47603-TSV	116

### Standard Structured Media® Panels

Basic Telephone & Video Panel One 1x9 Bridged Telephone Board	47606-BTV	117
Basic Home Networking Plus Panel	47606-BNP	117
Advanced Home Telephone & Video Panel	47606-AHT	117
Advanced Home Office Panel	47606-ASO	117
12-Port Structured Media Panel	47603-12P	117
18-Port Structured Media Panel	47603-18P	117
24-Port Structured Media Panel	47603-24P	117
4x12 Telephone Distribution Panel	47603-12M	117
4x12 Telephone Distribution Panel w/ Splitter	47603-412	117
4x18 Telephone Distribution Panel	47603-18M	117
4x18 Telephone Distribution Panel w/ Cat 5e Board	47603-8C1	117

**Modules & Expansion Boards**

Cat 5e Voice and Data Board	47603-0C5	118
Cat 6 Voice and Data Board	47611-0C6	118
VDSL Board w/ 1x5 Bridged Phone w/ Data Passthrough IDCs	47609-D5P	118
Combo Phone & Data Board w/ 1x4 Bridged Phone and 4-Port Cat 5e	47609-4DP	118
Camera Hub	VSHUB-000	118
Camera Hub w/ IDC Connectors	VSHUB-IDC	118
1x9 Bridged Telephone Board	47603-110	119
1x6 Bridged Telephone Board	47609-0F6	119
1x10 Bridged Telephone Board	47609-004	119
Telephone Patching Board/ Expanded 4-line Telephone Distribution	47609-EMP	119
DSL Filter Board	47616-DSF	119
Telephone Line Distribution Board	47603-TDM	119
4x12 Telephone Distribution Board	47603-12B	119
4x18 Telephone Distribution Board	47603-18B	119

**Video Distribution & Splitters**

1x1 Premium Video Module	47693-01P	120
1x8 Premium Video Module	47693-08P	120
1x16 Premium Video Module	47693-16P	120
3x1 Passive Combiner	47693-31P	120
1x6 Passive Video Splitter w/ bracket for 14", 21", 28", and 42" SMCs	47690-6C2	120
1x8 Passive Video Splitter w/ bracket for 14", 21", 28", and 42" SMCs	47690-8C2	120
1x6 Passive Video Splitter	47690-0G6	120
1x8 Passive Video Splitter	47690-0G8	120

**Data & Voice QuickPort® Connectors**

GigaMax® Cat 5e UTP Connector - High-Speed Data	5G108-R*6	121
HOME 6 Connector, - Standard Voice & Data	61HOM-R*6	121
HOME 5e Connector, - Standard Voice & Data	5EHOM-R*5	121
Cat 5 Connector - Voice & low speed data	41108-R*5	121
Cat 3 Connector - Voice & low speed data	41108-R*3	121
USOC Connector, 8P8C - Voice	41108-R*8	121
USOC Connector, 6P6C - Voice	41106-R*6	121

**WALLPLATES**

**Renu & Quickport**

Snap-In Blank Module	RE640-BWW	RE640-BNS	RE640-BOB	126
Four-Gang Wallplate	REWP4-0WW	REWP4-0NS	REWP4-0OB	126
Three-Gang Wallplate	REWP3-0WW	REWP3-0NS	REWP3-0OB	126
Dual-Gang Wallplate	REWP2-0WW	REWP2-0NS	REWP2-0OB	126
Single-Gang Wallplate	REWP1-0WW	REWP1-0NS	REWP1-0OB	126
6-Port Insert	RE640-WW6	RE640-NS6	RE640-OB6	126
4-Port Insert	RE640-WW4	RE640-NS4	RE640-OB4	126
3-Port Insert	RE640-WW3	RE640-NS3	RE640-OB3	126
2-Port Insert	RE640-WW2	RE640-NS2	RE640-OB2	126
1-Port Insert	RE640-WW1	RE640-NS1	RE640-OB1	126

**QuickPort® Wallplates**

4-Port Wallplate	41081-4WP	41081-4TP	41081-4IP	127
2-Port Wallplate	41081-2WP	41081-2TP	41081-2IP	127
4-Port Wallplate w/ ID window	42081-4WS	42081-4TS	42081-4IS	127
2-Port Wallplate w/ ID window	42081-2WS	42081-2TS	42081-2IS	127
6-Port Flush Mount	41080-6WP	41080-6TP	41080-6IP	127
4-Port Flush Mount	41080-4WP	41080-4TP	41080-4IP	127
3-Port Flush Mount	41080-3WP	41080-3TP	41080-3IP	127
2-Port Flush Mount	41080-2WP	41080-2TP	41080-2IP	127
1-Port Flush Mount	41080-1WP	41080-1TP	41080-1IP	127
1-Port Wallplate		4108W-1SP	4108W-0SP	127



Single-Gang Wallplate	43080-1S1	43080-1S2	43080-1S3	43080-1S4	43080-1S6	127
Dual-Gang Wallplate	43080-2S2	43080-2S4	43080-2S6	43080-2S8	43080-S12	127
Single-Gang Angled Wallplate				43081-1L2	43081-1L4	127
Dual-Gang Angled Wallplate					43081-2L4	127

### Decora® Wallplates & Multimedia Inserts

Decora, standard size, urea				80401-00*	80409-00*	128
Decora, standard size, nylon				80401-0N*	80409-0N*	128
Decora, standard size, stainless				84401-040	84409-040	128
Decora Plus, standard size, polycarbonate				80301-0S*	80309-0S*	128
Decora, midway, urea				80601-0S*	80609-0S*	128
Decora, midway, nylon				PJ26-00*	PJ262-00*	128
6-Port Insert, polybag, standard carton	41646-00W	41646-00T	41646-00I			128
4-Port Insert, polybag, standard carton	41644-00W	41644-00T	41644-00I			128
3-Port Insert, polybag, standard carton	41643-00W	41643-00T	41643-00I			128
2-Port Insert, polybag, standard carton	41642-00W	41642-00T	41642-00I			128
1-Port Insert, polybag, standard carton	41641-00W	41641-00T	41641-00I			128
HDMI Decora Insert, feedthrough				41647-00W	41647-00I	128
DVI Decora Insert, feedthrough				41648-00W	41648-00I	128
Decora, white brush, passthrough					41075-DBW	128

### QuickPlate® Wallplates

One Data				5EA20-S1*	5EA20-M1*	129
One Data, One F-Style				5EA20-S2*	5EA20-M2*	129
One Data, One Phone, One F-Style				5EA20-S3*	5EA20-M3*	129
Two Data, Two F-Style				5EA20-S4*	5EA20-M4*	129

### Wallplate Accessories

QuickPort® Shutter Kit (50 shutters)				51084-ICN		129
White Label Kit				51084-XLB		129
Color Label Kit †				51084-CLB		129
Wallplate Mounting Brackets, single-gang, bulk polybag pack, 2 brackets per unit, rack pack carton				C0224-000		129
Wallplate Mounting Bracket, dual-gang, individual polybag pack, rack pack carton				C0225-0CP		129

### Home Theater Receptacles

Home Theater Interface Wallplate, 14 gold-plated spring clips, two RCA connectors, two QuickPort® openings				AEHTK-000		131
Multi-Room Install Wallplate, two gold-plated spring clips, two QuickPort openings				AEMRK-000		131
Single-Gang Single Spring-Clip Device Audio/Video Wallplate, standard size, polymer break resistant, box mount				40951-1P*		131
Single-Gang Double Spring-Clip Device Audio/Video Wallplate, standard size, polymer break resistant, box mount				40952-2P*		131
Single-Gang Recessed Single Receptacle 15A-125VAC, 2-Pole, 3-Wire — NEMA 5-15R, includes clock hanger hook				00688-00*		131
Single-Gang Recessed Single Receptacle, Non-Magnetic						
Stainless Steel 15A-125VAC, 2-Pole, 3-Wire — NEMA 5-15R, includes clock hanger hook				05261-0CH		131
Single-Gang Recessed Duplex Receptacle 15A-125VAC, 2-Pole, 3-Wire — NEMA 5-15R				00689-00†		131
Single-Gang Recessed Single Receptacle, Non-Magnetic						
Stainless Steel 20A-125VAC, 2-Pole, 3-Wire — NEMA 5-20R, includes clock hanger hook				05361-0CH		131
Dual-Gang Recessed Duplex Receptacle and Openings for six QuickPort Modules 15A-125VAC, 2-Pole, 3-Wire — NEMA 5-15R (four blank inserts included)				00690-00*		131
Recessed Entertainment Box w/ Low-Profile Frame				47617-REB		131
Recessed Entertainment Box w/ High-Profile Cover				47617-RBH		131
High-Profile Cover				47617-HPC		131
Low-Profile Frame				47617-LPF		131
Replacement Snap-in Plates, 2 per bag				47617-PLT		131
Decora® Mobile Device Station, White				47112-00W		131
Decora Mobile Device Station, Light Almond				47112-00T		131
Decora Mobile Device Station, Black				47112-00E		131
Renu® Mobile Device Station, White on White				47112-RWW		131
Renu Mobile Device Station, Navajo Sand				47112-RNS		131
Renu Mobile Device Station, Onyx Black				47112-ROB		131
USB Charger/Tamper-Resistant Receptacle				T5631-2W		131

## INDEX | BY PART NUMBER

00688-00*	Single-Gang Recessed Single Receptacle 15A-125VAC, 2-Pole, 3-Wire — NEMA 5-15R, includes clock hanger hook	131
00689-00†	Single-Gang Recessed Duplex Receptacle 15A-125VAC, 2-Pole, 3-Wire — NEMA 5-15R	131
00690-00*	Dual-Gang Recessed Duplex Receptacle and Openings for six QuickPort Modules 15A-125VAC, 2-Pole, 3-Wire — NEMA 5-15R (four blank inserts included)	131
05261-0CH	Single-Gang Recessed Single Receptacle, Non-Magnetic Stainless Steel 15A-125VAC, 2-Pole, 3-Wire — NEMA 5-15R, includes clock hanger hook	131
05361-0CH	Single-Gang Recessed Single Receptacle, Non-Magnetic Stainless Steel 20A-125VAC, 2-Pole, 3-Wire — NEMA 5-20R, includes clock hanger hook	131
08BD-000	EZ-MAX Plus 8 Relay Panel, (0) No Relays, (8) empty slots. 120V, 277V, 347V input power. With 8 Low Voltage Inputs	65
10A06-1	16 Zone Hardwire Expander	18
10A07-1	Four Relay Module	20
10A11-1	Two-Way Voice Module	19
10A17-1	RS-232/RS-485 Serial Board	20
1105W/1106	PC Access Software	18
110A00-1	Omni-Bus Dimmer DIN Rail Module	58
110A00-2	Omni-Bus Universal Dimmer DIN Rail Module	58
111A00-1	Omni-Bus Power Switch DIN Rail Module	58
112A00-1	Omni-Bus Relay DIN Rail Module	58
113A00-1	1-Button Hardwired, White	59
113A00-2	1-Button Wireless, White	59
113A00-3	2-Button Hardwired, White	59
113A00-4	2-Button Wireless, White	59
113A00-5	3-Button Hardwired, White	59
113A00-6	3-Button Hardwired, Brushed Stainless	59
113A00-7	3-Button Wireless, White	59
113A00-8	6-Button Hardwired, White	59
113A00-9	6-Button Hardwired, Brushed Stainless	59
114A00-1	6-Channel Universal Switch Interface Module	57
114A01-1	Omni-Bus Cable Assemblies for 114A00-1	57
115A00-1	RF Transceiver DIN Rail Module	57
116A00-1	USB Programming Interface Unit	57
117A00-1	Interface Translator DIN Rail Module	56
118A00-1	DALI Gateway DIN Rail Module	57
119A00-1	3-Way Splitter	57
120A00-1	8-Way Splitter DIN Rail Module	56
121A00-1	Jumper Plugs	57
122A00-1	Termination Plug	57
123A00-1	Power Supply 2.5A DIN Rail Module	56
124A00-1	Power Supply Interface DIN Rail Module	56
125A00-1	Keyfob Remote Control, 6-Channel	59
125A00-2	Keyfob Remote Control, 16-Channel	59
126A00-1	Omni-Bus Scene Control DIN Rail Module	56
14A00-8	Water Temperature Sensor	39
17A00-1	Expansion Enclosure	18
17A00-8	Expansion Board Only	18
17A00-9	16 Zone/16 Output Expansion	18
19A00-1	8 Relay Module	20
1K120-01W	1000 120V 1 PH 2W 100A 1 split CT Indoor	62
1K120-02W	1000 120V 1 PH 2W 200A 1 split CT Indoor	62
1K120-04W	1000 120V 1 PH 2W 400A 1 split CT Indoor	62
1K120-08W	1000 120V 1 PH 2W 800A 1 split CT Indoor	62
1K120-1SW	1000 120V 1 PH 2W 100A 1 solid CT Indoor	62
1K120-2SW	1000 120V 1 PH 2W 200A 1 solid CT Indoor	62
1K240-01W	1000 120/240V 1 PH 3W 100A 2 split CT Indoor	62
1K240-02W	1000 120/240V 1 PH 3W 200A 2 split CT Indoor	62
1K240-04W	1000 120/240V 1 PH 3W 400A 2 split CT Indoor	62
1K240-08W	1000 120/240V 1 PH 3W 800A 2 split CT Indoor	62
1K240-1SW	1000 120/240V 1 PH 3W 100A 2 solid CT Indoor	62
1K240-2SW	1000 120/240V 1 PH 3W 200A 2 solid CT Indoor	62
1K277-01W	1000 277V 1PH 2W 100A 1 split CT Indoor	62
1K277-02W	1000 277V 1PH 2W 200A 1 split CT Indoor	62





1K277-04W	1000 277V 1PH 2W 400A 1 split CT Indoor	62
1K277-08W	1000 277V 1PH 2W 800A 1 split CT Indoor	62
1K277-1SW	1000 277V 1PH 2W 100A 1 solid CT Indoor	62
1K277-2SW	1000 277V 1PH 2W 200A 1 solid CT Indoor	62
1O120-01W	1000 120V 1 PH 2W 100A 1 split CT Outdoor	62
1O120-02W	1000 120V 1 PH 2W 200A 1 split CT Outdoor	62
1O120-04W	1000 120V 1 PH 2W 400A 1 split CT Outdoor	62
1O120-08W	1000 120V 1 PH 2W 800A 1 split CT Outdoor	62
1O240-01W	1000 120/240V 1 PH 3W 100A 2 split CT Outdoor	62
1O240-02W	1000 120/240V 1 PH 3W 200A 2 split CT Outdoor	62
1O240-04W	1000 120/240V 1 PH 3W 400A 2 split CT Outdoor	62
1O240-08W	1000 120/240V 1 PH 3W 800A 2 split CT Outdoor	62
1O277-01W	1000 277V 1PH 2W 100A 1 split CT Indoor	62
1O277-02W	1000 277V 1PH 2W 200A 1 split CT Indoor	62
1O277-04W	1000 277V 1PH 2W 400A 1 split CT Indoor	62
1O277-08W	1000 277V 1PH 2W 800A 1 split CT Indoor	62
20A00-2	OmniPro II Controller	16
20A00-21	OmniPro II Board Only	16
20A00-5	OmniPro II Commercial Controller	16
20A00-50	OmniIle Controller	16
20A00-52	OmniIle Controller for Structured Wiring	17
20A00-53	OmniIle Board Only	17
20A00-70	Omni LTe Controller	17
20A00-72	Omni LTe for Structured Wiring	17
20A00-73	Omni LTe Board Only	17
20A00-8	OmniPro II Controller for Structured Wiring	16
20A07-2	Universal Mounting Plate	20
20A07-2	Hi-Fi 2 by Leviton Main Amplifier Assembly with Power Supply	70
20A30-1	Omni Notifier	18
20A50-900	European OmniIle in Enclosure	16
20A70-900	European Omni LTe in Enclosure	17
21A05-2	Serial PC Cable	21
21A06-1	Enclosure Lock & 2 Keys	20
23A00-1	Surface Mount Remote Indoor/Outdoor Temp Sensor	38
23A00-2	Flush Mount Remote Indoor/ Outdoor Temp Sensor	38
28A00-1	Surface Speaker Microphone	19
28A00-2	Flush Speaker Microphone	19
29A00-1	Thermostat Isolation Module	38
2K208-01D	2000 120/208V 3 PH 4W 100A 3 split CT Indoor	63
2K208-01W	2000 120/208V 3 PH 4W 100A 3 split CT Indoor	63
2K208-02D	2000 120/208V 3 PH 4W 200A 3 split CT Indoor	63
2K208-02W	2000 120/208V 3 PH 4W 200A 3 split CT Indoor	63
2K208-04D	2000 120/208V 3 PH 4W 400A 3 split CT Indoor	63
2K208-04W	2000 120/208V 3 PH 4W 400A 3 split CT Indoor	63
2K208-08D	2000 120/208V 3 PH 4W 800A 3 split CT Indoor	63
2K208-08W	2000 120/208V 3 PH 4W 800A 3 split CT Indoor	63
2K208-12D	2000 120/208V 3 PH 4W 1200A 3 split CT Indoor	63
2K208-12W	2000 120/208V 3 PH 4W 1200A 3 split CT Indoor	63
2K208-1SW	2000 120/208V 3 PH 4W 100A 3 solid CT Indoor	63
2K208-2SW	2000 120/208V 3 PH 4W 200A 3 solid CT Indoor	63
2K480-01D	2000 277/480V 3PH 4W 100A 3 split CT Indoor	63
2K480-01W	2000 120/240V 1 PH 3W 100A 3 split CT Indoor	63
2K480-02D	2000 277/480V 3PH 4W 200A 3 split CT Indoor	63
2K480-02W	2000 120/240V 1 PH 3W 200A 3 split CT Indoor	63
2K480-04W	2000 120/240V 1 PH 3W 400A 3 split CT Indoor	63
2K480-08D	2000 277/480V 3PH 4W 400A 3 split CT Indoor	63
2K480-08D	2000 277/480V 3PH 4W 800A 3 split CT Indoor	63
2K480-08W	2000 120/240V 1 PH 3W 800A 3 split CT Indoor	63
2K480-12D	2000 277/480V 3PH 4W 1200A 3 split CT Indoor	63
2K480-12W	2000 120/240V 1 PH 3W 1200A 3 split CT Indoor	63
2K480-1SW	2000 120/240V 1 PH 3W 100A 3 solid CT Indoor	63
2K480-2SW	2000 120/240V 1 PH 3W 200A 3 solid CT Indoor	63

## INDEX | BY PART NUMBER

20208-01W	2000 120/208V 3 PH 4W 100A 3 split CT Outdoor	63
20208-02W	2000 120/208V 3 PH 4W 200A 3 split CT Outdoor	63
20208-04W	2000 120/208V 3 PH 4W 400A 3 split CT Outdoor	63
20208-08W	2000 120/208V 3 PH 4W 800A 3 split CT Outdoor	63
20208-12W	2000 120/208V 3 PH 4W 1200A 3 split CT Outdoor	63
20480-01W	2000 120/240V 1 PH 3W 100A 3 split CT Outdoor	63
20480-02W	2000 120/240V 1 PH 3W 200A 3 split CT Outdoor	63
20480-04W	2000 120/240V 1 PH 3W 400A 3 split CT Outdoor	63
20480-08W	2000 120/240V 1 PH 3W 800A 3 split CT Outdoor	63
20480-12W	2000 120/240V 1 PH 3W 1200A 3 split CT Outdoor	63
30A00-2	Thermostat Power Supply Module	38
31A00-7	Extended Range Indoor/Outdoor Temperature Sensor for Leviton Omni Controllers	39
31A00-8	Extended Range Indoor/Outdoor Temperature & Humidity Sensor for Leviton Omni Controllers	39
33A00-1	Omni Console	19
33A00-23	International Omni Console	19
33A00-24	International Omni Console w/Built-In Speaker/Mic	19
33A00-3	Flush Mount Kit	19
33A00-4	Omni Console w/Built-In Speaker/Mic	19
35A00-1	600W UPB™ Dimmer Switch	44
35A00-1CFL	CFL/LED Dimmer	44
35A00-3	600W UPB™ Non-Dimming Switch	44
35A14-colorcodeCS	Switch Color Change Kit	44
36A00-1	UPB™ Powerline Interface Module & Cable	47
36A05-2	UPB™ Powerline Interface Module to Computer Cable	21
36A05-4	Serial Connectivity Cable	21
37A00-1	Auxiliary Switch	44
38A00-1	Scene Switch, 6 Button	45
38A00-2	House Status Switch, 8 Button	45
38A04-colorcodeCS	Scene Switch and Lumina Mode Switch Color Change Kit	46
38A05-colorcodeCS	House Status Switch Color Change Kit	46
38A06-2	Custom Legend Kit for Scene or House Status Switch	46
38A14-1	Scene Switch Remote	46
38A15-color	Table Top Scene Switch Cradle	46
38A16-color	Table Top Scene Switch with Cradle	46
39A00-1	Phase Coupler	47
39A00-2	UPB™ Split-Phase Repeater	47
39A00-3	UPB™ Three-Phase Repeater	47
40734-CV~	QuickPort S-Video Feedthrough	95
40735-Rx+	QuickPort RCA to 110	95
40782-CPF	QuickPort Compression F-Connector (white only)	95
40782-R•W	QuickPort Compression RCA Connector	95
40830-B*E	QuickPort RCA w/ black stripe	95
40830-B*R	QuickPort RCA w/ red stripe	95
40830-B*Y	QuickPort RCA w/ yellow stripe	95
40830-B~L	QuickPort RCA w/ blue stripe	95
40830-B~V	QuickPort RCA w/ green stripe	95
40831-0B°	QuickPort F-Connector, gold plated, 3.0 GHz	95
40832-0B°	QuickPort BNC Bulkhead Module, gold plated	95
40833-B*E	QuickPort Binding Post Adapter, gold plated w/ black stripe	95
40833-B*R	QuickPort Binding Post Adapter, gold plated w/ red stripe	95
40834-00#	QuickPort HDMI Passthrough	95
40835-00~	QuickPort USB A-A Connector, feedthrough	95
40839-S~S	QuickPort 3.5mm Stereo, screw terminal	95
40856-DSS	DSS 75 Ohm and 2.0 GHz Combiner with DC Blocking, gold plated, carded unit pack	96
40867-DSS	DSS 2-Way Splitter, gold plated, carded unit pack, connects one input to two outputs. All ports 2.1 GHz.	97
40868-DSS	DSS 4-Way Splitter, gold plated, carded unit pack, connects one input to four outputs. All ports 2.1 GHz.	97
40951-1P*	Single-Gang Single Spring-Clip Device Audio/Video Wallplate, standard size, polymer break resistant, box mount	96
40951-1P*	Single-Gang Single Spring-Clip Device Audio/Video Wallplate, standard size, polymer break resistant, box mount	131
40952-2P*	Single-Gang Double Spring-Clip Device Audio/Video Wallplate, standard size, polymer break resistant, box mount	96
40952-2P*	Single-Gang Double Spring-Clip Device Audio/Video Wallplate, standard size, polymer break resistant, box mount	131
40984-000	75 Ohm Termination Cap, 25 per polybag pack	99

40985-0Q6	One-Piece Crimp-On F-Connector for RG6 Quad Shiled Bulk polybag order	97
	in increments of 100, nickel plated	
40985-1P9 40985-1P6 40985-0Q6	F-Connectors, one-piece crimp-on, nickel plated (bag of 100)	98
40985-CPF	Compression F-Connector	95
40985-CPF	Compression F-Connector (colored rings included)	98
40985-CRU	RCA Compression Connector (colored rings included)	95
40985-CRU	RCA Compression Connector (colored rings included)	98
40986-000*	75 Ohm In-Line Cable Connector, 100 per bulk polybag	97
40986-000*	75 Ohm In-Line Cable Connector, 100 per bulk polybag	98
40987-002	Two-Way Splitter, gold plated, individual polybag	99
40987-003	Three-Way Splitter, gold plated, individual polybag pack	99
40987-004	Four-Way Splitter, gold plated, individual polybag pack	99
40989-ACT	EZ-RJ45 Crimp Tool	113
40989-CPT	Master Compression Tool	113
40A00-1	15A Relay Switch	44
41075-DBW	Decora, white brush, passthrough	128
41080-1WP 41080-1TP 41080-1IP	1-Port Flush Mount	127
41080-2WP 41080-2TP 41080-2IP	2-Port Flush Mount	127
41080-3WP 41080-3TP 41080-3IP	3-Port Flush Mount	127
41080-4WP 41080-4TP 41080-4IP	4-Port Flush Mount	127
41080-6WP 41080-6TP 41080-6IP	6-Port Flush Mount	127
41081-2WP 41081-2TP 41081-2IP	2-Port Wallplate	127
41081-4WP 41081-4TP 41081-4IP	4-Port Wallplate	127
41084-B*B	QuickPort Snap-in Blank Module	95
41084-B*F	QuickPort® BNC Bulkhead Module, standard	95
41084-F*F	QuickPort F-Connector, standard, 3.0 GHz	95
4108W-1SP 4108W-0SP	1-Port Wallplate	127
41106-R*6	USOC Connector, 6P6C - Voice	121
41108-R*3	Cat 3 Connector - Voice & low speed data	121
41108-R*5	Cat 5 Connector - Voice & low speed data	121
41108-R*8	USOC Connector, 8P8C - Voice	121
41290-DMW 41290-DMT 41290-DMI 41290-DMG 41290-DME 41290-DMS	Dual-Gang Wallplate	92
41290-DRW 41290-DRI 41290-DRG 41290-DRE	Fiber Storage/Spacer Ring	92
41290-HDW 41290-HDT 41290-HDI 41290-HDG 41290-HDE	HDMI® Module, feedthrough	92
41290-SMW 41290-SMT 41290-SMI 41290-SMG 41290-SME 41290-SMS	Single-Gang Wallplate	92
41290-TMS	Three-Gang Wallplate	92
41291-1BW 41291-1BT 41291-1BI 41291-1BG 41291-1BE	Blank Module (1-unit high)	93
41291-1MW 41291-1MT 41291-1MI 41291-1MG 41291-1ME	1-Port QuickPort® Module (1-unit high)	93
41291-2CW 41291-2CI 41291-2CG 41291-2CE	1 Duplex SC, zirconia ceramic, SM/M, blue, (1-unit high)	93
41291-2QW 41291-2QT 41291-2QI 41291-2QG 41291-2QE	2-Port QuickPort Module (1-unit high)	93
41291-2TW 41291-2TI 41291-2TG 41291-2TE	1 Duplex ST, phosphor bronze, MM, (1-unit high)	93
41291-DBW 41291-DBI 41291-DBG 41291-DBE	VGA/HD15 Module, empty	92
41291-ZTW 41291-ZTI 41291-ZTG 41291-ZTE	1 Duplex ST, zirconia ceramic, SM, (1-unit high)	93
41292-2BW 41292-2BT 41292-2BI 41292-2BG 41292-2BE	Blank Module (2-units high)	93
41292-2CW 41292-2CI 41292-2CG 41292-2CE	1 Duplex SC, zirconia ceramic, SM/MM, blue, 45° exit (2-units high)	93
41292-3DW 41292-3DT 41292-3DI 41292-3DG 41292-3DE	3-Port RCA Module (red, green, blue), feedthrough	92
41292-3RW 41292-3RT 41292-3RI 41292-3RG 41292-3RE	3-Port RCA Module (red, black, yellow), feedthrough	92
41292-AEW 41292-AET 41292-AEI	RCA Composite Video Module, 110-style termination (red, white, yellow)	92
41292-DEW 41292-DET 41292-DEI	RCA Component Video Module, 110-style termination (red, green, blue)	92
41293-4CW 41293-4CI 41293-4CG 41293-4CE	2 Duplex SC, zirconia ceramic, SM/MM, blue, 45° exit (3-units high)	93
41293-HDW 41293-HDT 41293-HDI 41293-HDG 41293-HDE	VGA/HD15 Module, feedthrough	92
41294-2BW 41294-2BT 41294-2BI 41294-2BG 41294-2BE	Blank Module (1.5-units high)	93
41294-2CW 41294-2CI 41294-2CG 41294-2CE	1 Duplex SC, zirconia ceramic, SM/MM, blue, 45° exit (1.5-units high)	93
41294-2QW 41294-2QT 41294-2QI 41294-2QG 41294-2QE	2-Port 45° Exit Angled QuickPort Module (1.5-units high)	93
41294-ZTW 41294-ZTI 41294-ZTG 41294-ZTE	1 Duplex ST, zirconia ceramic, SM, 45° exit (1.5-units high)	93
41295-5BW 41295-5BT 41295-5BI 41295-5BG 41295-5BE	Blank Module (0.5-unit high)	93
41295-HDW 41295-HDI	VGA/HD15 Module, screw terminal	92
41295-VMW 41295-VMT 41295-VMI 41295-VMG	VGA Monitor Module, 110-style termination	92
41295-VPW 41295-VPT 41295-VPI 41295-VPG	VGA PC Module, 110-style termination	92
41296-MMW 41296-MMT 41296-MMI 41296-MMG 41296-MME	Surface-Mount Box*, 3-unit w/Fiber Storage	92
41297-2PW 41297-2PI 41297-2PT 41297-2PG 41297-2PE	Passthrough Module (1.5-units high)	93
41297-SP4	speakON® Connector, 4-pole, screw terminal*	92

## INDEX | BY PART NUMBER

41297-XL3					XLR Connector, 3-pole, screw terminal*	92
41641-00W	41641-00T	41641-00I			1-Port Insert, polybag, standard carton	128
41642-00W	41642-00T	41642-00I			2-Port Insert, polybag, standard carton	128
41643-00W	41643-00T	41643-00I			3-Port Insert, polybag, standard carton	128
41644-00W	41644-00T	41644-00I			4-Port Insert, polybag, standard carton	128
41646-00W	41646-00T	41646-00I			6-Port Insert, polybag, standard carton	128
41647-00W	41647-00I				HDMI Decora Insert, feedthrough	128
41648-00W	41648-00I				DVI Decora Insert, feedthrough	128
41649-00W	41649-00T	41649-00I	41649-00G	41649-00E	Decora® Insert, holds one 1-unit high module	92
41900-03E					HDMI Cable, 3 ft.	88
41900-06E					HDMI Cable, 6 ft.	88
41900-10E					HDMI Cable, 10 ft.	88
41900-15E					HDMI Cable, 15 ft.	88
41900-LKT					HDMI Cable Lock Kit	88
41910-HIR					HDBaseT Extender IR Emitter and Receiver Kit	87
41910-HT0					HDBaseT Extender, Transmitter and Receiver, 70 m	87
41910-HTE					HDBaseT Extender, Transmitter and Receiver, 100 m	87
41910-HTR					HDBaseT Extender, Receiver only, 70 m	87
41910-U11					USB 1.1 Extender, 50 m	89
41910-V01					VGA Extender Transmitter and Receiver, 100 m	88
41920-A01					Mixing Audio Amplifier	89
41920-AIR					Infrared Remote Control Kit	89
42081-2WS	42081-2TS	42081-2IS			2-Port Wallplate w/ ID window	127
42081-4WS	42081-4TS	42081-4IS			4-Port Wallplate w/ ID window	127
42090-2WS	42090-2TS	42090-2IS	42090-2GS	42090-2ES	2-Port Wallplate	95
42090-4WS	42090-4TS	42090-4IS	42090-4GS	42090-4ES	4-Port Wallplate	95
42400-8FG					8-Conductor Flat Telephone Patch Cord, 8" long	112
42A00-2					Wireless Receiver for GE InterLogix	22
43080-1S1	43080-1S2	43080-1S3	43080-1S4	43080-1S6	Single-Gang Wallplate	127
43080-2S2	43080-2S4	43080-2S6	43080-2S8	43080-512	Dual-Gang Wallplate	127
43081-1L2	43081-1L4				Single-Gang Angled Wallplate	127
43081-2L4					Dual-Gang Angled Wallplate	127
43105-005					Reclosable Tie-Wrap, 5" Length, 25/pack	113
43108-008					Reclosable Tie-Wrap, 8" Length, 25/pack	113
43112-012					Reclosable Tie-Wrap, 12" Length, 25/pack	113
45A00-1					64 Zone Wireless Receiver	22
46A00-1					Door/Window Transmitter	23
47A00-2					PIR Motion Detector	22
47112-00E					Decora Mobile Device Station, Black	131
47112-00T					Decora Mobile Device Station, Light Almond	131
47112-00W					Decora® Mobile Device Station, White	131
47112-RNS					Renu Mobile Device Station, Navajo Sand	131
47112-ROB					Renu Mobile Device Station, Onyx Black	131
47112-RWW					Renu® Mobile Device Station, White on White	131
47600-QPB					12-Port QuickPort Mounting Bracket	112
47603-OC5					Cat 5e Voice and Data Board	118
47603-110					1x9 Bridged Telephone Board	119
47603-12B					4x12 Telephone Distribution Board	119
47603-12M					4x12 Telephone Distribution Panel	117
47603-12P					12-Port Structured Media Panel	117
47603-18B					4x18 Telephone Distribution Board	119
47603-18M					4x18 Telephone Distribution Panel	117
47603-18P					18-Port Structured Media Panel	117
47603-1G4					1x9 Bridged Telephone and 4-way 1 GHz TV Splitter	116
47603-1G6					1x9 Bridged Telephone and 6-way 1 GHz TV Splitter	116
47603-1G8					1x9 Bridged Telephone and 8-way 1 GHz TV Splitter	116
47603-24P					24-Port Structured Media Panel	117
47603-412					4x12 Telephone Distribution Panel w/ Splitter	117
47603-8C1					4x18 Telephone Distribution Panel w/ Cat 5e Board	117
47603-DP6					1x4 Bridged Telephone, 4 Data, and 6-way 1 GHz TV Splitter	116
47603-TDM					Telephone Line Distribution Board	119
47603-TSV					1x7 Bridged Telephone, Security Interface, and 6-way 1 GHz TV Splitter	116



47604-0F6	MDU Kit (Compact Structured Media Enclosure and Cover plus 1x6 Telephone Expansion Board), 8.02" (203.7 mm) H x 14.38" (365.2 mm) W x 3.71" (94.2 mm) D	107
47604-F6S	MDU Kit (Compact Structured Media Enclosure and Cover plus 1x6 Telephone Expansion Board and 6-Way 1 GHz Splitter), 8.02" (203.7 mm) H x 14.38" (365.2 mm) W x 3.71" (94.2 mm) D	107
47605-ODP	Surge AC Power Module, two duplex receptacles	115
47605-140	14" Enclosure and Flush-Mount Cover, 15.32" (389.1 mm) H x 15.62" (396.7 mm) W x 3.83" (97.3 mm) D	107
47605-14B	14" Flush-Mount Cover, job packed, 6 per pack, 15.32" (389.1 mm) H x 15.62" (396.7 mm) W x 0.20" (5.1 mm) D	107
47605-14C	14" Flush-Mount Cover, 15.32" (389.1 mm) H x 15.62" (396.7 mm) W x 0.20" (5.1 mm) D	107
47605-14D	14" Economy Hinged Door, 15.32" (389.1 mm) H x 15.62" (396.7 mm) W x 0.25" (6.4 mm) D	107
47605-14E	14" Enclosure, 14.0" (355.6 mm) H x 14.38" (365.3 mm) W x 3.63" (92.2 mm) D	107
47605-14G	14" Enclosure, job packed, 6 per pack, 14.0" (355.6 mm) H x 14.38" (365.3 mm) W x 3.63" (92.2 mm) D	107
47605-14S	14" Premium Vented Hinged Door, 15.32" (389.1 mm) H x 15.62" (396.7 mm) W x 0.25" (6.4 mm) D	107
47605-1MG	14" Multi-Dwelling Unit Configuration A Enclosure and Flush-Mount Cover, 15.32" (389.1 mm) H x 15.62" (396.7 mm) W x 3.83" (97.3 mm) D	107
47605-21C	21" Flush-Mount Cover, 22.35" (567.7 mm) H x 15.62" (396.7 mm) W x 0.20" (5.1 mm) D	107
47605-21E	21" Enclosure, 21.0" (533.4 mm) H x 14.38" (365.3 mm) W x 3.63" (92.2 mm) D	107
47605-21S	21" Premium Vented Hinged Door, 22.35" (567.7 mm) H x 15.62" (396.7 mm) W x 0.25" (6.4 mm) D	107
47605-28B	28" Flush-Mount Cover only job packed, 3 per pack, 29.32" (744.7mm) H x 15.62" (396.7mm) W x 0.20" (5.1mm) D	108
47605-28D	28" Economy Hinged Door, 29.32" (744.7mm) H x 15.62" (396.7mm) W x 0.25" (6.4mm) D	108
47605-28G	28" Enclosure only, job packed, 3 per pack, 28.0" (711.2mm) H x 14.38" (365.3mm) W x 3.60" (91.4mm) D	108
47605-28N	28" Enclosure only, 28.0" (711.2mm) H x 14.38" (365.3mm) W x 3.60" (91.4mm) D	108
47605-28S	28" Premium Vented Hinged Door, 29.32" (744.7mm) H x 15.62" (396.7mm) W x 0.25" (6.4mm) D	108
47605-28W	28" Enclosure and Flush-Mount Cover, 29.32" (744.7mm) H x 15.62" (396.7mm) W x 3.68" (93.5mm) D	108
47605-2BP	28" Pre-Fab Back Plate, 25" (635.0mm) H x 13.5" (342.9mm) W x 0.38" (9.65mm) D	108
47605-2MG	28" Multi-Dwelling Unit Configuration A Enclosure and Flush-Mount Cover, 29.32" (744.7mm) H x 15.62" (396.7mm) W x 3.68" (93.5mm) D	108
47605-42D	42" Economy Hinged Door, 43.32" (1100.3mm) H x 15.62" (396.7mm) W x 0.25" (6.4mm) D	109
47605-42N	42" Enclosure only, 42.16" (1,070.8mm) H x 14.38" (365.3mm) W x 3.60" (91.4mm) D	109
47605-42S	42" Premium Hinged Door, 43.32" (1100.3mm) H x 15.62" (396.7mm) W x 0.25" (6.4mm) D	109
47605-42W	42" Enclosure and Flush-Mount Cover, 43.32" (1,100.3mm) H x 15.62" (396.7mm) W x 3.68" (93.5mm) D	109
47605-4BP	42" Pre-Fab Back Plate, 40.0" (1,016.0mm) H x 13.5" (342.9mm) W x 0.38" (9.65mm) D	109
47605-4MG	42" Multi-Dwelling Unit Configuration A Enclosure and Flush-Mount Cover, 43.32" (1,100.3mm) H x 15.62" (396.7mm) W x 3.68" (93.5mm) D	109
47605-ACN	Non-Surge J-Box Kit, one duplex receptacle, wallplate	115
47605-ACS	Surge J-Box Kit, one duplex receptacle, wallplate	115
47605-F28	28" Flush-Mount Cover, 29.32" (744.7mm) H x 15.62" (396.7mm) W x 0.20" (5.1mm) D	108
47605-F42	42" Flush-Mount Cover, 43.32" (1100.3mm) H x 15.62" (396.7mm) W x 0.20" (5.1mm) D	109
47605-M28	28" Multi-Dwelling Unit Configuration B Enclosure only, 28.0" (711.2mm) H x 14.38" (365.3mm) W x 3.60" (91.4mm) D	108
47605-M42	42" Multi-Dwelling Unit Configuration B, Enclosure only, 42.16" (1,070.8) H x 14.38" (365.3mm) W x 3.60" (91.4mm) D	109
47605-MDC	Compact Structured Media Enclosure Cover only, 15.375" (390.5 mm) H x 9" (228.6 mm) W x .5" (12.7 mm) D	107
47605-MDU	Compact Structured Media Enclosure and Cover, empty, 8.02" (203.7 mm) H x 14.38" (365.2 mm) W x 3.71" (94.2 mm) D	107
47605-NDP	Non-Surge AC Power Module, two duplex receptacles	115
47605-PSA	Universal DC Power Supply, nine 12 VDC connectors and one IEC AC receptacle	115
47605-PSB	Universal Mini DC Power Supply, three 12 VDC connectors	115
47605-PSC	Versatile Power Supply, six 12 VDC connectors and two NEMA 15A receptacles	115
47606-AHT	Advanced Home Telephone & Video Panel	117
47606-ASO	Advanced Home Office Panel	117
47606-BNP	Basic Home Networking Plus Panel	117
47606-BTV	Basic Telephone & Video Panel One 1x9 Bridged Telephone Board	117
47609-004	1x10 Bridged Telephone Board	119
47609-0F6	1x6 Bridged Telephone Board	119
47609-4DP	Combo Phone & Data Board w/ 1x4 Bridged Phone and 4-Port Cat 5e	118
47609-D5P	VDSL Board w/ 1x5 Bridged Phone w/ Data Passthrough IDCs	118
47609-EMP	Telephone Patching Board/ Expanded 4-line Telephone Distribution	119
47611-0C6	Cat 6 Voice and Data Board	118
47611-5PT	100 Mbps 5-Port Ethernet Switch, 2.52" (64 mm) H x 6.50" (165.1 mm) W x 3.54" (89.9 mm) D	114
47611-8GB	Gigabit 8-Port Ethernet Switch, 2.52" (64 mm) H x 6.50" (165.1 mm) W x 3.54" (89.9 mm) D	114
47611-8PT	100 Mbps 8-Port Ethernet Switch, 2.52" (64 mm) H x 6.50" (165.1 mm) W x 3.54" (89.9 mm) D	114



## INDEX | BY PART NUMBER

47611-WG4	Gigabit 4-Port Router and 300 Mbps Dual-Band Wi-Fi, 6.76" (171.61 mm) H x 4.38" (111.16 mm) W x 1.01" (25.47 mm) D	114
47612-1SB	Standard (12" width) Universal Mounting Bracket	113
47612-28B	Extender Bracket, 2" depth extension package for 28" Structured Media Centers	109
47612-42B	Extender Bracket, 2" depth extension package for 42" Structured Media Centers	109
47612-6SB	Combo Bracket 47612-CBK Compact (6" width) Universal Mounting Bracket	113
47612-DBK	Data Plastic Bracket, for mounting routers and switches	112
47612-EBK	Standard (12" width) Expansion Plastic Bracket, for up to five expansion boards, white	112
47612-FSB	Standard (12" width) Universal Security Board Mounting Plate	113
47612-HBK	Compact (6" width) Expansion Plastic Bracket, for up to three expansion boards, white	112
47612-HSB	Compact (6" width) Universal Security Board Mounting Plate	113
47612-SBK	Single Plastic Bracket, for single expansion board, white	112
47612-UBK	Universal Shelf Bracket	113
47612-VSB	Shelf Plastic Bracket, for up to three expansion boards and CATV splitter, white (compact width)	112
47613-EZ6	EZ-RJ45 Cat 6 Plug 50/pack	113
47613-EZC	EZ-RJ45 Connector, 50/pack	113
47613-EZR	EZ-RJ45 Connector Display Pack, 10/pack	113
47615-NYL	Push-Lock Pins for SMCs, 20/pack	113
47616-DSF	DSL Filter Board	119
47617-HPC	High-Profile Cover	131
47617-LPF	Low-Profile Frame	131
47617-PLT	Replacement Snap-in Plates, 2 per bag	131
47617-RBH	Recessed Entertainment Box w/ High-Profile Cover	131
47617-REB	Recessed Entertainment Box w/ Low-Profile Frame	131
47690-0G6	1x6 Passive Video Splitter	120
47690-0G8	1x8 Passive Video Splitter	120
47690-6C2	1x6 Passive Video Splitter w/ bracket for 14", 21", 28", and 42" SMCs	120
47690-8C2	1x8 Passive Video Splitter w/ bracket for 14", 21", 28", and 42" SMCs	120
47693-01P	1x1 Premium Video Module	120
47693-08P	1x8 Premium Video Module	120
47693-16P	1x16 Premium Video Module	120
47693-31P	3x1 Passive Combiner	120
476TL-T12	Telephone Input Distribution Panel (TIDP)	116
476TM-512	Twist & Mount Patch Panel - 12 ports of Cat 5e	116
476TM-524	Twist & Mount Patch Panel - 24 ports of Cat 5e	116
476TM-612	Twist & Mount Patch Panel - 12 ports of Cat 6	116
476TM-624	Twist & Mount Patch Panel - 24 ports of Cat 6	116
476TM-652	Twist & Mount Patch Panel - 6 ports each of Cat 6 and Cat 5e (12 ports total)	116
476TM-654	Twist & Mount Patch Panel - 12 ports each of Cat 6 and Cat 5e (24 ports total)	116
47A00-2	Quad Pet Immune Motion Detector	22
47FTH-240	14" + 14" + 14" Triple Multi-Bay Enclosure, 45.22" (1,148 mm) H x 14.30" (363.2 mm) W x 3.63" (92.2 mm) D	110
47FTH-420	42" + 14" Dual Multi-Bay Enclosure, 57.64" (1,464.1 mm) H x 14.30" (363.2 mm) W x 3.63" (92.2 mm) D	110
47FTH-440	14" + 14" Dual Multi-Bay Enclosure, 29.64" (752.8 mm) H x 14.30" (363.2 mm) W x 3.63" (92.2 mm) D	110
47FTH-840	28" + 14" Dual Multi-Bay Enclosure, 46.64" (1,184.6 mm) H x 14.30" (363.2 mm) W x 3.63" (92.2 mm) D	110
47FTH-844	28" + 14" + 14" Triple Multi-Bay Enclosure, 59.22" (1,504.1 mm) H x 14.30" (363.2 mm) W x 3.63" (92.2 mm) D	110
47FTH-880	28" + 28" Dual Multi-Bay Enclosure, 57.64" (1,464.1 mm) H x 14.30" (363.2 mm) W x 3.63" (92.2 mm) D	110
48211-06A	1x6 Passive Audio Module (for use with SGVSM-00W)	73
48212-06S	AC Surge Module, six receptacles	115
48212-124	DC Bus Module, 12 VDC and 24 VDC	115
48212-IEC	IEC TO NEMA 15A Adapter Power Cord, 12" (accessory for 47605-PSA)	115
48605-21E	Concrete-Mountable Structured Media Enclosure, 21"	111
48605-28E	Concrete-Mountable Structured Media Enclosure, 28"	111
48605-2GP	Concrete-Mountable Structured Media Duplex Receptacle Power Box	111
48605-42E	Concrete-Mountable Structured Media Enclosure, 42"	111
48A00-1	4 Button Keyfob	22
49255-H24#	1RU 24-Port Flat QuickPort Patch Panel	112
49553-066	66-Clip Blade	113
49553-110	110 IDC Blade	113
49553-814	Wire Punchdown / Termination Tool, blades sold separately	113
49553-AWL	Awl (woodscrew starter punch)	113
49553-BIX	BIX® Blade	113
49553-KRN	Krone® Blade	113



49605-30W	RF Transparent Structured Media Enclosure with Door, 30"	111
49660-00P	UTP Stripping Tool	113
4M089-1WM 4M089-1IM 4M089-1TM 4M089-1GM 4M089-1EM	Surface-Mount Housing, holds one 1-unit high module	92
50A00-1	Panic/Alert Pendant	22
51084-CLB	Color Label Kit †	129
51084-ICN	QuickPort® Shutter Kit (50 shutters)	129
51084-XLB	White Label Kit	129
54A00-1	Access Control Keypad	25
55A00-3 color	2400W UPB™ Dimmer Switch	45
55A03-1	2400W Wallplate, White	45
55A03-2	2400W Wallplate, Ivory	45
56A00-1	Wireless Recessed Door Contacts	23
57A00-1	Vanishing Contact	23
58A00-1	Mini Contact	23
59A00-1	UPB™ Lamp Module	45
5EA20-S1* 5EA20-M1*	One Data	129
5EA20-S2* 5EA20-M2*	One Data, One F-Style	129
5EA20-S3* 5EA20-M3*	One Data, One Phone, One F-Style	129
5EA20-S4* 5EA20-M4*	Two Data, Two F-Style	129
5EHOM-R*5	HOME 5e Connector, - Standard Voice & Data	121
5G108-R*6	GigaMax® Cat 5e UTP Connector - High-Speed Data	121
5G596-U12	1RU 12-Port Flat 110-Style Patch Panel	112
5G596-U24	1RU 24-Port Flat 110-Style Patch Panel	112
5HHOM-xx*	Home 5e® Ultra High-Flex Patch Cord	112
5L000-L0K	Structured Media Enclosure Lock & Key for 14", 21", 28", and 42" hinged doors	107
5L000-L0K	Structured Media Enclosure Lock & Key for 14", 21", 28", and 42" hinged doors	107
5L000-L0K	Structured Media Center Lock & Key	109
60A00-1	UPB™ Appliance Module	45
61A00-1	Glass Break	22
61HOM-R*6	HOME 6 Connector, - Standard Voice & Data	121
63A00-1	Wireless Driveway Sensor	23
65A18-1	Omnistat2 Trim Ring	38
68A11-1	Indoor/Outdoor Mini Dome IP Camera	26
69A00-1	4 Button Wireless Keypad	22
6HHOM-xx*	Home 6® Ultra High-Flex Patch Cord	112
71A00-1	HLC Load Control Module	47
72A00-1	Hardwired Load Control Module	20
73A00-3ZB	Lumina RF 30A Wireless Load Control Module 96-250VAC (50/60 Hz)	35, 41
73A00-4ZB	Lumina RF 5A Wireless Load Control Module	35
74A00-1	Lumina Gateway	34
75A00-2	Access Control Card Reader	25
78A00-1	Access Control Card Pack of 10	25
78A00-2	Access Control Key Tag Pack of 10	25
79A00-1	12VDC Electric Door Strike (Fail Secure)	25
80301-0S* 80309-0S*	Decora Plus, standard size, polycarbonate	128
80301-0Sx	1-Gang Decora Screwless Wallplate	60
80301-SGY	1-Gang Decora Screwless Wallplate, color: gray	60
80401-00* 80409-00*	Decora, standard size, urea	128
80401-00x	1-Gang Decora Standard Screw Wallplate	60
80401-0N* 80409-0N*	Decora, standard size, nylon	128
80401-SGY	1-Gang Decora Standard Screw Wallplate, color: gray	60
80601-0S* 80609-0S*	Decora, midway, urea	128
81401-000	1-Gang Decora Wallplate, brass satin	60
81A00-3WHZB	ZigBee® Interface Module (ZIM)	19
83A00-1	Power Hub in Enclosure	25
83A00-2	Power Hub for Structured Wiring	25
84401-040	1-Gang Decora Wallplate, brushed stainless steel	60
84401-040 84409-040	Decora, standard size, stainless	128
89A00-1ZB	Lumina RF 15A Plug-in Load Control Module 120VAC 15A	35, 41
90A00-1	One Port PoE Injector	21
91A00-1	Eight Port PoE Switch	21
91A00-2	Eight Port PoE Switch with Structured Wiring Backplate	21

## INDEX | BY PART NUMBER

93A00-1	Serial Server	21
95A00-1	Hi-Fi 2, 8 Zone, 8 Source Kit w/Enclosure	70
95A00-2	Hi-Fi 2, 8 Zone, 8 Source Kit for Structured Wiring	70
95A00-3	Hi-Fi 2, 4 Zone, 4 Source Kit for Structured Wiring	70
95A01-1	Hi-Fi 2 Main Amplifier Assembly w/Power Supply	70
95A02-3	Hi-Fi 2 4 Zone, 4 Source Amp Only	70
95A03-1	Volume-Source Control (VSC)	72
95A03-1TKT	TDC Kit with Power Supply	38
95A03-1TWH	Temperature Display/Control (TDC)	38
95A04-1	Remote Input Module (RIM)	72
95A04-2	Bluetooth Remote Input Module (BRIM)	72
95A05-1	Hi-Fi 2 Remote Control	72
95A09-1	Vented Enclosure	71
95A10-colorCS	RIM Color Change Kit	72
95A11-colorCS	VSC Color Change Kit	72
95A12-1	Hi-Fi 2, 8 Zone Expansion Amplifier Kit w/Enclosure	71
95A12-2	Hi-Fi 2, 8 Zone Expansion Amplifier Kit for Structured Wiring	71
95A13-1	Hi-Fi 2 Retractable Cable	71
95A14-1	Hi-Fi 2 Retractable Cable	71
95A15-colorcode	Individual BRIM Color Change Kit	72
95A16-1	Hi-Fi 2 Expansion Cable Assembly	71
95A18-1	Hi-Fi 2 Expansion Amplifier Assembly w/Power Supply	71
95A19-BL	TDC COLOR CHANGE KIT	38
95A19-WH	TDC COLOR CHANGE KIT	38
95A20-1	Single-Gang Switch Box w/Cover, Metal	58
95A21-1	Hi-Fi 4x4 Power Cord - Power cord for UK, for use with Hi-Fi 4-Zone, 4 Source systems	70
95A21-2	Hi-Fi 4x4 Power Cord - Power cord for Europe, for use with Hi-Fi 4-Zone, 4 Source systems	70
95A21-3	Hi-Fi 4x4 Power Cord - Power cord for Australia, for use with Hi-Fi 4-Zone, 4 Source systems	70
97A00-1	KNX® Gateway	21
99A00-1	OmniTouch 7 White	28, 85, 34
99A00-2	OmniTouch 7 Black	28, 85, 34
99A16-1	OmniTouch 7 Table Top Stand - White	28, 85
99A16-2	OmniTouch 7 Top Stand - Black	28, 85
A8814-1S3	includes 100A CTs.	64
A8814-2S3	includes 200A CTs.	64
A8814-3S3	includes 300A CTs.	64
A8814-4S3	includes 400A CTs.	64
A8814-6S3	includes 600A CTs.	64
AEAWS-C1W	Pair of Outdoor/All-Weather Two-Way Loudspeakers in Enclosure, 0.50" tweeter, 4" woofer, 200 watts, 8 ohms	78
AEBC6-000	Fire Rated Back-Box Enclosure (Required for 6.5" in-ceiling speakers AEC65, AEM65)	76
AEBC6-000	Fire-Rated Back-Box Enclosure (Required for 6.5" in-ceiling speakers SGC65)	77
AEC65-000	Pair of 6.5" Two-Way In-Ceiling Loudspeakers, 80 watts, 8 ohms	76
AEC80-000	Pair of 8" Two-Way In-Ceiling Loudspeakers, 100 watts, 8 ohms	76
AECCS-VCE	Dual Channel Two-Way Shelf-Mounted Center Channel Loudspeaker w/ silver grill, 75 watts / 300 watts, 8 ohms	79
AEH50-0**	Five-Channel Surround-Sound Home Cinema Speaker System w/ 100-watt powered subwoofer and 5 satellite speakers	79
AEHTK-000	Home Theater Interface Wallplate, 14 gold-plated spring clips, two RCA connectors, two QuickPort® openings	96
AEHTK-000	Home Theater Interface Wallplate, 14 gold-plated spring clips, two RCA connectors, two QuickPort® openings	131
AEI55-000	Dual 5" Two-Way In-Wall Center Channel Home Theater Loudspeakers, 120 watts, 8 ohms	79
AEI65-000	Pair of 6.5" Two-Way In-Wall Loudspeakers, 80 watts, 8 ohms	76
AEI80-000	Pair of 8" Two-Way In-Wall Loudspeakers, 100 watts, 8 ohms	76
AEM65-000	6.5" Two-Channel / Single Location Two-Way In-Ceiling Loudspeakers, two titanium tweeters, dual voice-coil titanium-laminate woofer 50 watts/channel, 8 ohms	76
AEMRK-000	Multi-Room Install Wallplate, two gold-plated spring clips, two QuickPort openings	96
AEMRK-000	Multi-Room Install Wallplate, two gold-plated spring clips, two QuickPort openings	131
AEPC8-KIT	8" Pre-Construction Speaker Kit for In-Ceiling Speaker	76
AEPHK-0**	Single-Gang Decorative Satellite Speaker Adapter Wallplate/Bracket	79
AEP16-KIT	6.5" Pre-Construction Speaker Kit for in-wall installations	76
AEP18-KIT	8" Pre-Construction Speaker Kit for in-wall installations	76
AEPIS-KIT	Pre-Construction Kit, in-wall center channel shelf for use with AEI55-000	79
AESS5-0**	System-Matched Satellite Speaker for 6.1 and 7.1 surround sound expansion	79
AESUB-012	Powered 12" Subwoofer w/ amplifier w/ silver grill, 400 watts RMS, 700 watts peak, 8 ohms	79



BWBC1-000	BC1, US Power Supply, 8 IR ports, 4 RS232, 4 GPIO, 4 Relays, 1 IR input	85
BWBC1-0NT	BC1, Intl Power Supply, 8 IR ports, 4 RS232, 4 GPIO, 4 Relays, 1 IR input	85
BWBC2-000	BC2, US Power Supply, 4 IR ports; 2 RS232; 2 GPIO; 2 Relays	85
BWBC2-0NT	BC2, Intl Power Supply, 4 IR ports, 2 RS232; 2 PIO, 2 Relays	85
BWBC4-000	BC4-BCX-1 PRO, US power supply, BW BC4 with 4 IR ports, GPIO, RS232	85
BWBC4-0NT	BC4-BCX-1 PRO, INTL power supply, BW BC4 with 4 IR ports, GPIO, RS232	85
BWDBF-000	DB9 Female-RJ45 Female Adapter	85
BWDBM-000	DB9 Male-RJ45 Female Adapter	85
BWDPS-000	US Power Supply, 12V	85
BWEAR-000	BC-2 Rack Ears	85
BWEM2-000	Dual Head Flashing IR Emitter	85
BWIPS-000	International Power Supply, 12VDC	85
BWIRA-000	Adapter for connecting a BC-1 IR In port to a Distributed IR system	85
BWIRI-000	IR Receiver Module	85
BWIRL-000	IR Learner	85
BWRMT-000	RF Remote Control	85
BWRRR-000	RF Remote Control Receiver	85
BWWFA-000	Wi-Fi Adapter with External Antenna	85
C0224-000	Wallplate Mounting Brackets, single-gang, bulk polybag pack, 2 brackets per unit, rack pack carton	129
C0225-0CP	Wallplate Mounting Bracket, dual-gang, individual polybag pack, rack pack carton	129
C5002-000	Two-Way Splitter, carded unit pack	99
C5003-000	Three-Way Splitter, carded unit pack	99
C5004-000	Four-Way Splitter, carded unit pack	99
C5009-000 C5007-000	F-Connectors, two-piece crimp-on 2 per carded unit pack, nickel plated	98
C5052-000	Indoor Matching Transformer, carded unit pack	97
C5052-000	Indoor Matching Transformer, carded unit pack	98
C5052-0G0	Indoor Matching Transformer, gold plated, carded unit pack	97
C5235-000	75 Ohm Push-On Connector, 2 per carded unit pack	97
C5235-000	75 Ohm Push-On Connector, 2 per carded unit pack	98
C5307-000	2 per carded unit pack, nickel plated	98
C5307-0G0	2 per carded unit pack, gold plated	98
C5405-000	RCA Y Adapter, carded unit pack	96
C5454-003	Black Cable with Color-Coded Plugs (Y-W-R-B), carded unit pack	96
C5914-000	Coaxial Stripping Tool	113
C6851-xx	RG6 Coax Cable, nickel	99
EN928-000	Single Head Flashing IR Emitter	85
ENTMP-9EU	European Console Tamper Kit	19
FTH00-00W	FTTH Point of Entry Box, 3.94" (100 mm) H x 3.15" (80 mm) W x .84" (21 mm) D	110
HKSWP-0Lx	Hardwired Room Key Switch - 24V Key Switch Interface, requires OSP20-RxH power pack	41
INDS1	Intercom Door Station	27
LURDW-00W	Lumina RF Door / Window Sensor	35, 41
LURMD-00W	Lumina RF Motion Sensor	35, 41
OA179-9EU	European 16 Zone/16 Output Expander	18
OBKND-10W	Omni-Bus Decora Low Voltage Keypad, NEMA Form Factor, 1 Button, RJ45 Connectors for Omni-Bus, Color: White	60
OBKND-40W	Omni-Bus Decora Low Voltage Station, NEMA Form Factor, 4 Button, RJ45 Connectors for Omni-Bus, Color: White	60
ONKND-20W	Omni-Bus Decora Low Voltage Station, NEMA Form Factor, 2 Button, RJ45 Connectors for Omni-Bus, Color: White	60
OP202-900	European OmniPro II in Enclosure	16
PCI65-KIT	Rough-in Bracket for 6.5" In-Wall Loudspeakers	77
PCI80-KIT	Rough-in Bracket for 8" In-Wall Loudspeakers	77
PJ26-00* PJ262-00*	Decora, midway, nylon	128
R08BD-208	EZ-MAX Plus 8 Relay Panel, (8) 2-Pole 20A 240V/480V Relays. 120V, 277V, 347V input power. With 8 Low Voltage Inputs	65
R08BD-L04	EZ-MAX Plus 8 Relay Panel, (4) 1-Pole 30A 120V/277V Relays, (4) empty slots. 120V, 277V, 347V input power. With 8 Low Voltage Inputs	65
R08BD-L08	EZ-MAX Plus 8 Relay Panel, (8) 1-Pole 30A 120V/277V Relays. 120V, 277V, 347V input power. With 8 Low Voltage Inputs	65
R08BF-000	EZ-MAX Plus 8 Relay Panel, (0) No Relays, (8) empty slots. 230V input power. With 8 Low Voltage Inputs	65
R08BF-L08	EZ-MAX Plus 8 Relay Panel, (8) 1-Pole 30A 120V/230V/277V Relays. 230V input power. With 8 Low Voltage Inputs	65
R24BD-000	EZ-MAX Plus 24 Relay Panel, (0) No Relays, (24) empty slots. 120V, 277V, 347V input power. With 12 Low Voltage Inputs	65
R24BD-216	EZ-MAX Plus 24 Relay Panel, (16) 2-Pole 20A 240V/480V Relays, (8) empty slots. 120V, 277V, 347V input power. With 12 Low Voltage Inputs	65

## INDEX | BY PART NUMBER

R24BD-224	EZ-MAX Plus 24 Relay Panel, (24) 2-Pole 20A 240V/480V Relays. 120V, 277V, 347V input power. With 12 Low Voltage Inputs	65
R24BD-L16	EZ-MAX Plus 24 Relay Panel, (16) 1-Pole 30A 120V/277V Relays, (8) empty slots. 120V, 277V, 347V input power. With 12 Low Voltage Inputs	65
R24BD-L24	EZ-MAX Plus 24 Relay Panel, (24) 1-Pole 30A 120V/277V Relays. 120V, 277V, 347V input power. With 12 Low Voltage Inputs	65
R24BF-000	EZ-MAX Plus 24 Relay Panel, (0) No Relays, (24) empty slots. 230V input power. With 12 Low Voltage Inputs	65
RC-1000WH	Omnistat2 Thermostat Conventional & Heat Pump (w/ Aux) White (WH).	38
RC-1000WHZB	Omnistat2 Wireless Single-Stage Conventional & Heat Pump (w/Aux Heat)	35
RC-1500WHZB	Lumina RF Universal Thermostat	35
RC-2000WH	Omnistat2 Thermostat Multi-Stage Heat Pump w/ Humidity Control	38
RC-2000WHZB	Omnistat2 Wireless Multistage & Heat Pump w/Humidity Control	35
RC500-2EW	Omnistat3 Hospitality Thermostat	41
RDSGW-1xx	NEMA Omni-bus 1-button wall station color change kit	60
RDSGW-2xx	NEMA Omni-bus 2-button wall station color change kit	60
RDSGW-4xx	NEMA Omni-bus 4-button wall station color change kit	60
RE640-BWW RE640-BNS RE640-BOB	Snap-In Blank Module	126
RE640-WW1 RE640-NS1 RE640-OB1	1-Port Insert	126
RE640-WW2 RE640-NS2 RE640-OB2	2-Port Insert	126
RE640-WW3 RE640-NS3 RE640-OB3	3-Port Insert	126
RE640-WW4 RE640-NS4 RE640-OB4	4-Port Insert	126
RE640-WW6 RE640-NS6 RE640-OB6	6-Port Insert	126
REWP1-0WW REWP1-ONS REWP1-0OB	Single-Gang Wallplate	126
REWP2-0WW REWP2-ONS REWP2-0OB	Dual-Gang Wallplate	126
REWP3-0WW REWP3-ONS REWP3-0OB	Three-Gang Wallplate	126
REWP4-0WW REWP4-ONS REWP4-0OB	Four-Gang Wallplate	126
SGAMP-000	System Matching Module for impedance-matching passive two-channel multi-room audio systems (for use with SGVST-00W)	73
SGC65-00W	Pair of 6.5" Spec-Grade Two-Way In-Ceiling Loudspeakers, 120 W peak / 60 W RMS, 8 ohms	77
SGI65-00W	Pair of 6.5" Spec-Grade Two-Way In-Wall Loudspeakers, 120 W peak / 60 W RMS, 8 ohms	77
SGVCK-00E	Decora Strauss Color-Change Kit, converts to black	73
SGVCK-00I	Decora Strauss Color-Change Kit, converts to ivory	73
SGVCK-0LA	Decora Strauss Color-Change Kit, converts to light almond	73
SGVSM-00W	Decora Strauss Transformer-Free Impedance-Matching Slider Volume Control, analog, 200 watts peak,	73
SGVST-00W	Decora Strauss Transformer-Free Slider Volume Control, analog, 200 watts peak, 100 watts RMS, 4-16 ohms, 8 ohm nominal (for use with SGAMP-000) (Decora wallplate sold separately)	73
T5631-2W	USB Charger/Tamper-Resistant Receptacle	131
TS901-000	POE Power Injector with A/C Cord	85
VPKIT-MD	1-Button Zone Controller/Virtual Dimmer Remote Color Change Kit with LED locator and brightness display for VRCS1	50
VPKIT-MD	Matching Dimmer/Fan Speed Control	52
VPKIT-MS	Matching Switch Color Change Kit with LED locator	51
VPKIT-MS	Color Change Kit with LED locator for VRCS1	52
VPKIT-S4	4-Button Scene Controller Color Change Kit with LED locator for VRCS4	52
VPKIT-Z4	4-Button Zone Controller Color Change Kit with LED for VRCZ4	52
VPSLB-S4	4-Button Scene Controller Label Kit with LED locator for VRCS4	52
VPZLB-Z4	4-Button Zone Controller Label Kit with LED for VRCZ4	52
VRCOP-1L	Vizia RF +@ Plug-In Serial Interface Module, ASCII to Z-Wave® Interface	53
VRCPG-0SG	(Internal astronomical clock)	51
VRCS1-1L	1-Button Scene Controller / Virtual Switch Remote	52
VRCS2-MR	Vizia RF +@ 2-Button Scene Controller with Switches	52
VRCS4-M0	Vizia RF +@ 4-Button Scene Controller	52
VRCZ1-1L	Vizia RF +@ 1-Button Zone Controller / Virtual Dimmer Remote	52
VRCZ4-M0	Vizia RF +@ 4-Button Zone Controller	52
VRCZ4-M0	Vizia RF +@ 4-Button Zone Controller	52
VRE06-1L	Incandescent, Magnetic Low Voltage and Mark 10 Dimmer Electronic Low Voltage Dimmer with LED locator and brightness display	50
VRF01-1L	Quiet Fan Speed Control with LED locator and fan speed display	50
VRI06-1L	Incandescent Dimmer with LED locator and brightness display	50
VRI10-1L	Incandescent Dimmer with LED locator and brightness display	50
VRKIT-DS	Color Change Kit with LED for VRCS2	52
VRKIT-RO	Receptacle Color Change Kit	53





VRMR1-0SG	Vizia RF +@ IR Handheld Remote Controller	51
VRMX1-1L	CFL, LED, Incandescent, Magnetic Low Voltage and Mark 10 Dimmer with LED locator and brightness display	50
VRP15-1L	2-Button Scene Controller with Switches Vizia RF +@ Scene Capable Plug-In Appliance Module	53
VRPA1-1LW	Vizia RF +@ Scene Capable Plug-In Appliance Module	53
VRPD3-1L	Vizia RF +@ Scene Capable Plug-In Lamp Dimming Module	53
VRS05-1L	Incandescent Scene Capable Switch with LED locator	51
VRS15-1L	Scene Capable Switch with LED locator	51
VRUSB-000	RF + Installer Tool Software and USB for System programming*	51
VSHUB-000	Camera Hub	118
VSHUB-IDC	Camera Hub w/ IDC Connectors	118
X3301-100	18/2 AWG Speaker Wire, 100', sleeve unit pack	96
X3301-25C	18/2 AWG Speaker Wire, 25', sleeve unit pack	96
X3301-50C	18/2 AWG Speaker Wire, 50', sleeve unit pack	96
X3324-50C	14/2 AWG Speaker Wire, 50', sleeve unit pack	96
ZSC04-INW	Wireless Ceiling Occupancy Sensors - Coverage of up to 450 sq/ft	34, 41
ZSC15-INW	Wireless Ceiling Occupancy Sensors - Coverage of up to 1,500 sq/ft	34, 41
ZSS10-G0Z	Wall switch - 120-277VAC 10A Wall switch, for applications without a neutral connection	34, 41
ZSS10-N0Z	Wall switch - 120-277VAC 10A Wall switch, for applications with a neutral connection	34, 41



## An automation system for every building

Leviton offers over three decades of automation experience and recognizes that integrators and contractors can craft the proper solution for every application. Leviton designs systems that successfully implement a vast multitude of home and building automation standards to ensure the system is useful and functional throughout its long life. With the wireless Lumina Gateway, it's simple to create energy management automation systems for small commercial properties – quickly and easily. The BitWise platform allows for entirely customized control over AV systems and beyond – to HVAC, lighting, and more, and will continue to evolve to meet growing demands. The versatile Omni security & automation controller incorporates a wide variety of open standards including UPB™, X-10, Z-Wave®, RS-232, TCP/IP, KNX, DALI and ZigBee®. All of these systems utilize the infrastructure and accessory pieces included in this helpful guide, creating an entire eco-system allowing installers to create the right solution, every time, in every building.



## Leviton Corporate Headquarters

**leviton.com**  
**T** 800.323.8920  
**E** customerservice@leviton.com

## Leviton International

**Canada**  
**T** +1.514.954.1840  
**E** pcservice@leviton.com

**Caribbean**  
**T** 786-295-1997  
**E** infocaribbean@leviton.com

**Central and South America**  
**T** +52.55.5081.2270  
**E** lsamarketing@leviton.com

**China**  
**T** +86.755.3320.0588  
**E** infochina@leviton.com

**Europe/ASEAN/  
Australia/New Zealand**  
**T** 504-736-9810, x 229 | **C:** 504- 250-7183  
**E** infoeurope@leviton.com  
**E** infoasean@leviton.com  
**E** aread@leviton.com

**Latin America**  
**T** +52.55.5082.1040  
**E** lsamarketing@leviton.com

**Mexico**  
**T** +52.55.5082.1040  
**E** lsamarketing@leviton.com

**Middle East & Africa**  
**T** +971.50.551.4211  
**E** lmeinfo@leviton.com

**South Korea**  
**T** +82.2.3273.9963  
**E** infokorea@leviton.com