


Rittal – The System.

Issue 5

Faster – better – worldwide.

► Industrial Enclosure Solutions



ENCLOSURES

POWER DISTRIBUTION

CLIMATE CONTROL

IT INFRASTRUCTURE

SOFTWARE & SERVICES

FRIEDHELM LOH GROUP





Rittal – The System.

Faster – better – worldwide.

What if one name provided a solution for every industrial application... From mining, manufacturing, petrochemical, energy, water, power distribution, automation and building installation.

Rittal presents The System. Every one of Rittal's 10,000 products fits into the modular, flexible and logical structure to give you maximum efficiency, reduced costs, energy saving, and superior quality in one complete solution. The Rittal range includes product designs for hazardous areas, hygienic and stainless steel applications and climate control to ensure your valuable assets are perfectly protected.

Industrial Enclosure Solutions presents you with a complete overview of the Rittal Industrial System, find the right protection for your application.

Peter Mellino
Managing Director
Rittal Australia and New Zealand





What's Inside...

Rittal - Industrial Enclosure Solutions takes a succinct selection from over 10,000 products to provide an easy reference point for your industrial applications... whatever they may be.

See the latest solutions for...

Industrial Enclosures

The TS8 is the number one selling enclosure system in the world. With an ingenious range of profiles, system punchings, coordinated design features, and accessories, the range of installation possibilities for the TS8 system platform is limitless.

Rittal's AE series has been a success story - for many years. Millions of these robust and adaptable compact enclosures are in use all over the world. It's exceptionally high corrosion resistance remains one of its unique selling points.


Rittal's sloped roof mining enclosures are specifically designed and manufactured to suit the harsh environments of the mining and oil and gas industries. The mining range combines German engineered quality, reliability and leading edge technology to suit the requirements of the Australian market.

Hazardous Area Solutions

The petrochemical and mining industry demand reliability and longevity for all products. Rittal's range of stainless steel enclosures and hazardous area junction boxes are built to house and protect against the harshest conditions.

Cooling

System climate control creates the correct ambient conditions for every application, particularly for sensitive electronics and control systems, and eliminates costly shutdowns. Since our introduction of enclosure air conditioners 20 years ago Rittal has developed a complete range of cooling units, recooling systems, heat exchangers, fan and filter units, and enclosure heaters to protect your equipment against adverse physical and thermal influences. And only Rittal has RiNano-coated condensers in all cooling units to provide you with up to 45% energy savings.



About Us

Founded in 1961, Rittal has grown to become the largest enclosure manufacturer in the world and a leader in competent thermal management of electrical, electronic and IT equipment.

With over 10 000 employees, 19 production sites, 65 subsidiaries and 150 distribution and logistic centres worldwide, Rittal is your local global provider of innovative enclosure technology.

In Australia since 1995, Rittal is a market leader constantly reviewing and enhancing our systems in line with customer feedback to meet and exceed the requirements of our market. With over 10 000 products, Rittal has the largest range of innovative enclosure solutions supplemented by a vast selection of accessories. With immediate availability of products and localised modification centres, your product can be individually adapted to fit any application.

Our Mission is to design and manufacture the most comprehensive solutions encapsulating the highest quality, leading edge technology and innovation. Rittal strives to continually better our service, to meet and exceed the needs and expectations of our market.

CONTENTS

SMALL ENCLOSURES	6
Polycarbonate Enclosures PK	6 - 7
Cast Aluminum Enclosures GA	8
Terminal / Junction Box KL	9 - 10
E-Box Enclosures EB	11
COMPACT ENCLOSURES	12
Wall Mounted Enclosures AE	12 - 14
Sloped Roof Enclosures AE	15
Mining Enclosures	16 - 17
Hygienic Design	18 - 20
Fibreglass Enclosures KS	21
Compact Systems Enclosures CM	22
ENCLOSURE SYSTEMS	23
Freestanding Enclosures ES	23 - 24
System Enclosure SE 8	25
Freestanding Bayable Enclosures TS8	26 - 27
Accessories	28 - 31
HAZARDOUS AREA	32
Hazardous Area Junction Boxes KEL	32 - 33
BAYING SYSTEMS	34
NEMA 4x Baying Systems	34
CONSOLE SYSTEMS	35
One-piece Consoles TP	35
Top Console Systems TP	36 - 38
19" WALLMOUNT ENCLOSURE	39
19" 3-Part DK	39
OUTDOOR ENCLOSURE	40
Outdoor Enclosure CS	40 - 41
SYSTEM CLIMATE CONTROL	42
Wall Mounted Cooling Units SK	43
Roof Mounted Cooling Units SK	44 - 45
TopTherm Design NEMA 4x	46
Enclosure Heaters SK	47
TopTherm Fan and Filter Units	48 - 50
Accessories	50 - 52
APPENDIX	53
The Three Stage Coating Process	53
Protection Categories	54
Modification Capabilities	55

Polycarbonate Enclosures PK

PK enclosures are made from fibreglass reinforced polycarbonate, which ensures excellent insulating properties and a high level of resistance to chemical and mechanical influences.

Ideal for use in applications where dust-proof, water-proof, fully insulated and corrosion-free encapsulation of electrical and electronic components is required.

Features

- Halogen free
- UV rated to UL786C and DIN 53387/1000h
- High impact strength to DIN 53453

Material

- Housing of fibre-glass reinforced polyamide
- Cover either transparent (version .100) or grey (version .000), made from fibreglass
- Reinforced polycarbonate
- Cover screws from polyamide
- Insulating bung from polyethylene
- All-round foamed-in PU seal



Supply includes

- Enclosure with cover
- Cover screws
- Insulating bungs for wall mounting screws

Light Grey Lid

Model No.	Width mm	Height mm	Depth mm	Mounting Plate	Hinges	Support Rail (DIN Rail)	
						Fixed Horizontally	Fixed Vertically
9500000	65	65	57	-	9580000	-	-
9502000	94	65	57	-	9580000	-	-
9504000	94	94	57	-	9580000	9564000	9564000
9505000	94	94	81	-	9580000	9564000	9564000
9506000	110	110	66	-	9580000	9564000	9564000
9507000	110	110	90	-	9580000	9564000	9564000
9508000	130	94	57	-	9580000	9565000	9564000
9509000	130	94	81	-	9580000	9565000	9564000
9510000	130	130	75	9545000	9580000	9565000	9565000
9511000	130	130	99	9545000	9580000	9565000	9565000
9512000	180	94	57	-	9580000	9566000	9564000
9513000	180	94	81	-	9580000	9566000	9564000
9514000	180	110	90	9547000	9581000	9566000	9564000
9515000	180	110	111	9547000	9581000	9566000	9564000
9516000	180	110	165	9547000	9581000	9566000	9564000
9517000	182	180	90	9548000	9581000	9566000	9566000
9518000	182	180	111	9548000	9581000	9566000	9566000
9519000	182	180	165	9548000	9581000	9566000	9566000
9520000	254	180	90	9549000	9581000	9567000	9566000
9521000	254	180	111	9549000	9581000	9567000	9566000
9522000	254	180	165	9549000	9581000	9567000	9566000
9523000	360	254	111	9550000	9581000	9568000	9567000
9524000	360	254	165	9550000	9581000	9568000	9567000




Polycarbonate Enclosures PK


Transparent Lid

Model No.	Width mm	Height mm	Depth mm	Mounting Plate	Hinges	Support Rail (DIN Rail)	
						Fixed Horizontally	Fixed Vertically
9508100	130	94	57	-	9580000	9565000	9564000
9509100	130	94	81	-	9580000	9565000	9564000
9510100	130	130	75	9545000	9580000	9565000	9565000
9511100	130	130	99	9545000	9580000	9565000	9565000
9512100	180	94	57	-	9580000	9566000	9564000
9513100	180	94	81	-	9580000	9566000	9564000
9514100	180	110	90	9547000	9581000	9566000	9564000
9515100	180	110	111	9547000	9581000	9566000	9564000
9516100	180	110	165	9547000	9581000	9566000	9564000
9517100	182	180	90	9548000	9581000	9566000	9566000
9518100	182	180	111	9548000	9581000	9566000	9566000
9519100	182	180	165	9548000	9581000	9566000	9566000
9520100	254	180	90	9549000	9581000	9567000	9566000
9521100	254	180	111	9549000	9581000	9567000	9566000
9522100	254	180	165	9549000	9581000	9567000	9566000
9523100	360	254	111	9550000	9581000	9568000	9567000
9524100	360	254	165	9550000	9581000	9568000	9567000

Accessories

Model No.	Description	Packs Of	
9582000	Turn - Lock Fastener	100	
9583000	Wall Mounting Brackets	40	

Cast Aluminium Enclosures GA



The GA cast aluminium enclosure range provides an alternate material which is extremely robust and able to withstand the harshest industrial environments. The cast aluminium enclosures ensure high chemical and impact resistance and are highly resistant to external impact.

The range comes prepared for mounting internal equipment and rails with drilled and tapped holes. A variety of accessories including hinges and wall brackets compliment the range.

Features

- Good resistance (including seal) to oil, diesel, alcohol and petrol
- Tapped holes for securing DIN rail and mounting plate

Material

- Enclosure: Cast aluminium
- Cover: Cast aluminium, all-round foamed-in PU seal

Supply Includes

- Enclosure with cover
- Cover screws, captive
- Screws for attaching support rails
- Screw for connection of the PE conductor

Model No.	Width mm	Height mm	Depth mm	Mounting Plate	Wall Brackets	Exterior Hinge
9100210	50	45	30	-	-	-
9101210	58	64	34	-	-	-
9102210	98	64	35	-	-	-
9103210	150	64	35	-	-	-
9104210	75	80	57	-	-	-
9105210	125	80	57	9105700	-	-
9106210	175	80	57	-	-	-
9107210	250	80	57	-	-	-
9108210	122	120	80	9108700	9121122	9123000
9110210	220	120	91	9110700	9121122	9123000
9111210	360	120	82	-	9121122	9123000
9112210	160	160	91	9112700	9121160	9123000
9113210	260	160	91	9113700	9121160	9123000
9114210	360	160	91	9114700	9121160	9123000
9116210	202	232	111	9116700	9121230	9123000
9117210	280	232	111	9117700	9121230	9123000
9118210	330	233	111	9118700	9121230	9123000
9119210	330	230	181	9118700	9121230	9123000



Terminal / Junction Box_{KL}

The KL Terminal Box has been developed and refined through constant customer feedback that has resulted in a terminal box range comprising of 40 different alternatives. Available in mild steel with a powder coated finish as well as stainless steel for corrosive environments.

With a screw fastening lid, integrated mounting rails and a practical depth (80 mm or 120 mm) to suit terminal strips, this enclosure is ideal for any junction or marshalling application. Accessories include mounting plates, support rails, cable gland plates and exterior cover hinges.

Material

- Enclosure: sheet steel
- Sheet steel, all-round foamed-in PU seal

Supply Includes

- Enclosure with cover
- Quick-action screw including plastic bushes
- For enclosures with gland plate plus sheet steel gland
- Plates with seals and assembly parts



Mild Steel

Model No.		With Gland Plate D=120mm	Width mm	Height mm	Mounting Plate	Support Rail (DIN Rail)	
D=80mm	D=120mm					TS 35/7.5	TS 35/15
1514510	1500510	-	150	150	1560700	2314000	-
1528510	1529510	-	200	150	1575700	2315000	-
1516510	1502510	-	200	200	1562700	2315000	-
1515510	1501510	1530510	300	150	1561700	2316000	-
1517510	1503510	1531510	300	200	1563700	2316000	-
-	1507510	1535510	300	300	1567700	2316000	-
-	1589510	-	400	150	1576700	2317000	-
1518510	1504510	1532510	400	200	1564700	2317000	-
-	1508510	1536510	400	300	1568700	2317000	-
-	1511510	1539510	400	400	1571700	2317000	-
-	1505510	1533510	500	200	1565700	-	2318000
-	1509510	1537510	500	300	1569700	-	2318000
1519510	1506510	1534510	600	200	1566700	-	2319000
-	1510510	1538510	600	300	1570700	-	2319000
-	1512510	1540510	600	400	1572700	-	2319000
-	1527510	1542510	800	200	1574700	-	-
-	1513510	1541510	800	400	1573700	-	-



Terminal / Junction Box KL

Stainless Steel 304

Model No.	Width mm	Height mm	Depth mm	Mounting Plate	Support Rail (DIN Rail) TS 35/7.5
1521010	150	150	80	1560700	2314000
1523010	200	200	80	1562700	2315000
1522010	300	150	80	1561700	2316000
1524010	300	200	80	1563700	2316000
1527010	150	150	120	1560700	2314000
1528010	200	200	120	1562700	2315000
1529010	300	200	120	1563700	2316000
1526010	300	300	120	1567700	2316000
1525010	400	200	120	1564700	2317000


Stainless Steel 316

Model No.	Width mm	Height mm	Depth mm	Mounting Plate	Support Rail (DIN Rail) TS 35/7.5
1521510	150	150	80	1560700	2314000
1523510	200	200	80	1562700	2315000
1522510	300	150	80	1561700	2316000
1524510	300	200	80	1563700	2316000
1525510	400	200	120	1564700	2317000
1526510	300	300	120	1567700	2316000

Stainless Steel IP 69K

Model No.	Width mm	Height mm	Depth mm	Mounting Plate	Support Rail (DIN Rail) TS 35/7.5
1024010	150	150	80	1560700	2314000
1024020	150	150	120	1560700	2314000
1024030	200	300	200	1575700	2315000
1024040	400	300	120	1568700	2317000

Accessories

Model No.	Description	Packs Of	
1592000	Cover Hinges	6	
2570100	Earthing Set	5	
1590000	Wall Mounting Bracket (8mm - Zinc)	4	
1594000	Wall Mounting Bracket (8mm - Stainless Steel)	4	
1581000	Plastic Gland Plate (PG 13.5)	5	
1582000	Plastic Gland Plate (PG 13.5/16/21)	5	
2503010	Wall Mounting Bracket (40mm - Zinc Plated)	4	
2508010	Wall Mounting Bracket (10mm - Zinc Plated)	4	
2433000	Wall Mounting Bracket (10mm - 304 Stainless Steel)	4	
2433500	Wall Mounting Bracket (10mm - 316 Stainless Steel)	4	

E-Box Enclosures EB

The EB enclosure series with its shallow depths is designed to support applications where space is limited and offer protection for dense wiring and sensitive small instruments.

The range comes complete with 180° hinges and a universal lock system that can be equipped with a range of lock inserts and handles. The removable mounting plate enables simple components assembly to facilitate compact wiring in the smallest possible space.

Material

- Enclosure: sheet steel
- Door: Sheet steel, all-round foamed-in PU seal

Supply Includes

- Enclosure with hinged door
- 180° hinge
- Cam lock with double-bit insert
- Mounting plate



Mild Steel

Model No.	Width mm	Height mm	Depth mm
1551500	150	150	80
1545500	150	300	80
1546500	200	200	80
1552500	200	300	80
1547500	200	400	80
1553500	150	150	120
1548500	150	300	120
1549500	200	200	120
1554500	200	300	120
1550500	200	400	120
1557500	200	500	120
1555500	300	300	120
1556500	300	400	120
1577500	300	400	155
1578500	300	600	155
1579500	300	800	155

Accessories

Model No.	Description	Packs Of	
1590000	Wall Mounting Bracket (8mm - Zinc Plated)	4	
2584000	Pole Clamp	1 set	
2309000	Mounting Clamp	30	
2503010	Wall Mounting Bracket (40mm - Zinc Plated)	4	
2508010	Wall Mounting Bracket (10mm - Zinc Plated)	4	



Wall Mounted Enclosures AE



The Rittal range of wall mounted enclosures have been on the market for over 30 years. In this time the manufacturing of these enclosures has been perfected, giving them a quality that cannot be matched. The range has evolved to cater for applications where stainless steel is necessary.

Choose from 75 variants including powder coated mild steel or stainless steel, single or double door versions, glazed doors and a variety of operating panels. The AE Series is well complemented by a range of accessories that further adapt the enclosures to a given application.



Material:

- Enclosure: Sheet steel
- Door: Sheet steel, all-round foamed-in PU seal

Supply includes:

- Enclosure with hinged door(s), of all-round solid construction
- Gland plate(s) in enclosure base
- For single-door enclosures, door hinged on right, may be swapped to left (except with AE 1032.500 and AE 1035.500)
- With cam lock or 3-point lock system & Mounting plate

Mild Steel

Model No.	Width mm	Height mm	Depth mm	Rain Canopy Mild Steel	Rain Canopy Stainless Steel	Door(s)
1032500	200	300	120	-	-	1
1035500	200	300	155	-	2470000	1
1036500	300	300	155	-	-	1
1033500	300	300	210	-	2361000	1
1034500	300	400	210	-	2361000	1
1030500	380	300	155	-	2471000	1
1031500	380	300	210	2501500	2472000	1
1380500	380	380	210	2501500	2472000	1
1038500	380	600	210	2501500	2472000	1
1338500	380	600	350	-	-	1
1045500	400	500	210	-	-	1
1037500	400	800	300	-	-	1
1050500	500	500	210	-	2362000	1
1350500	500	500	300	-	-	1
1057500	500	700	250	-	-	1
1039500	600	380	210	2502500	2473000	1
1339500	600	380	350	2511500	-	1
1060500	600	600	210	2502500	2473000	1
1054500	600	600	250	-	-	1
1360500	600	600	350	2511500	-	1
1076500	600	760	210	2502500	2473000	1
1376500	600	760	350	2511500	-	1
1058500	600	800	250	-	-	1
1090500	600	1000	250	-	-	1
1260500	600	1200	300	-	-	1



Double Door Enclosures

Wall Mounted Enclosures AE

1077500	760	760	210	-	-	1
1073500	760	760	300	-	2474000	1
1055500	800	600	300	-	2475000	1
1180500	800	1000	300	-	2475000	1
1280500	800	1200	300	-	2475000	1
1100500	1000	760	210	-	-	2
1130500	1000	760	300	-	2363000	2
1110500	1000	1000	300	-	2363000	2
1213500	1000	1200	300	-	2363000	2
1114500	1000	1400	300	-	2363000	2

Material

- Enclosure: Stainless Steel
- Door: Stainless steel, all-round foamed-in PU seal
- Mounting plate: Sheet steel
- Locks: Die-cast zinc, 316 s/st enclosures supplied with 316 s/st lock

Supply Includes

- Enclosure with door(s)
- Cam lock or 3-point lock system (for AE 1017.X00 and AE 1019.X00) with double-bit insert
- Mounting plate

Stainless Steel 304/316

Model No. 304 SS	Model No. 316 SS	Width mm	Height mm	Depth mm	Rain Canopy Stainless Steel	Door(s)
1001600	1001500	200	300	120	-	1
1002600	1002500	200	300	155	2470000	1
1003600	1003500	300	300	210	2361000	1
1005600	1005500	300	380	210	2361000	1
1004600	1004500	380	300	155	2471000	1
1011600	1011500	380	300	210	2472000	1
1006600	1006500	380	380	210	2472000	1
1008600	1008500	380	600	210	2472000	1
1015600	1015500	400	500	210	-	1
1007600	1007500	500	500	210	2362000	1
1013600	1013500	500	500	300	-	1
1009600	1009500	600	380	210	2473000	1
1010600	1010500	600	600	210	2473000	1
1012600	1012500	600	760	210	2473000	1
1068600	1068500	600	800	300	-	1
1014600	1014500	760	760	300	2474000	1
1016600	1016500	800	1000	300	2475000	1
1017600	1017500	800	1200	300	2475000	1
1018600	1018500	1000	1000	300	2363000	2
1019600	1019500	1000	1200	300	2363000	2



Wall Mounted Enclosures AE

Accessories

Model No.	Description	Packs Of	
2508100	Wall Mounting Bracket (15mm - Zinc Plated)	4	
2503010	Wall Mounting Bracket (40mm - Zinc Plated)	4	
2508010	Wall Mounting Bracket (10mm - Zinc Plated)	4	
2433000	Wall Mounting Bracket (10mm - 304 Stainless Steel)	4	
2433500	Wall Mounting Bracket (10mm - 316 Stainless Steel)	4	
2505510	Wall Angle (Mild Steel)	4	
2583010	Wall Angle (304 Stainless Steel)	4	
2584000	Pole Clamp	1 set	
1199100	Baying Kit	1 set	
2449000	180° Hinges	2	
2519000	Door Stay (except 1032500 and 1035500)	5	
2373210	Adjustable Depth Stays (210mm Enclosure Depth)	4	
2373250	Adjustable Depth Stays (250mm Enclosure Depth)	4	
2373300	Adjustable Depth Stays (300mm Enclosure Depth)	4	
2373350	Adjustable Depth Stays (350mm Enclosure Depth)	4	

* Inner door available upon request

Sloped Roof Enclosures AE

NEW INNOVATION! Specifically designed for coal mining applications, the 30 degree sloped roof protects against dust and moisture.

Features

- 30 degree sloped roof
- 316 grade stainless steel
- Single door
- Optional viewing window available on request
- Fully welded construction
- Additional dust / water proofing provided by rubber seal across top of door
- Door set back underneath canopy
- Blind nutserts fitted for ease of wall mounting
- Additional AE sizes available on request (stainless steel only)

Supply Includes

- Enclosure
- Door with all-round foamed-in PU seal
- Earthing strap
- Wall mounting brackets
- Mounting plate
- 316 stainless steel lock
- Gland plate included s/st

Protection Category

- IP66 Rating to EN 60 529/09.2000



316 Stainless Steel

Model No.	Width mm	Height mm*	Depth mm
1002590	200	300	155
1006590	380	380	210
1008590	380	600	210
1012590	600	760	210
1068590	600	800	300

* Height is usable
Additional sizes available on request



Mining Enclosures

Specifically designed for the harsh mining environment, the mining range of field enclosures are able to withstand the most rugged conditions.

Rittal, the world leader in industrial enclosures, advance their German design and engineering expertise to produce a series of sloped roof enclosures for the mining and petrochemical industries.

- IP66 rating
- 2mm thickness
- Maximum door opening
- Optimum mounting area
- 30° sloped roof with generous overhang
- Triple point locking system (available in 700H + sizes)
- Pad lockable
- Foamed in gaskets
- Depth adjustable mounting
- Door stay plate
- Gland plate included

Dimensions and Drawings page 16



Stainless Steel 316 Painted X15 Orange

Model No.	Height mm	Width mm	Depth mm	Handle	Brass Gland Plate	
					3mm	6mm
RM4425SSX15	400	400	270	Stainless	RM4425BG3	RM4425BG6
RM7522SSX15	700	500	220	Stainless	RM7522BG3	RM7522BG6
RM7535SSX15	700	500	370	Stainless	RM7535BG3	RM7535BG6
RM10822SSX15	1000	800	220	Stainless	RM10822BG3	RM10822BG6
RM10840SSX15	1000	800	420	Stainless	RM10840BG3	RM10840BG6

Stainless Steel 316 Uncoated

Model No.	Height mm	Width mm	Depth mm	Handle		
					3mm	6mm
RM4425SS	400	400	270	Stainless	RM4425BG3	RM4425BG6
RM7522SS	700	500	220	Stainless	RM7522BG3	RM7522BG6
RM7535SS	700	500	370	Stainless	RM7535BG3	RM7535BG6
RM10822SS	1000	800	220	Stainless	RM10822BG3	RM10822BG6
RM10840SS	1000	800	420	Stainless	RM10840BG3	RM10840BG6

Accessories

Part Number	To Suit Enclosure	Height mm	Width mm
RM44HID	RM4425S/SS	375	325
RM75HID	RM7522-35S/SS	675	425
RM18HID	RM10822-40S/SS	975	725



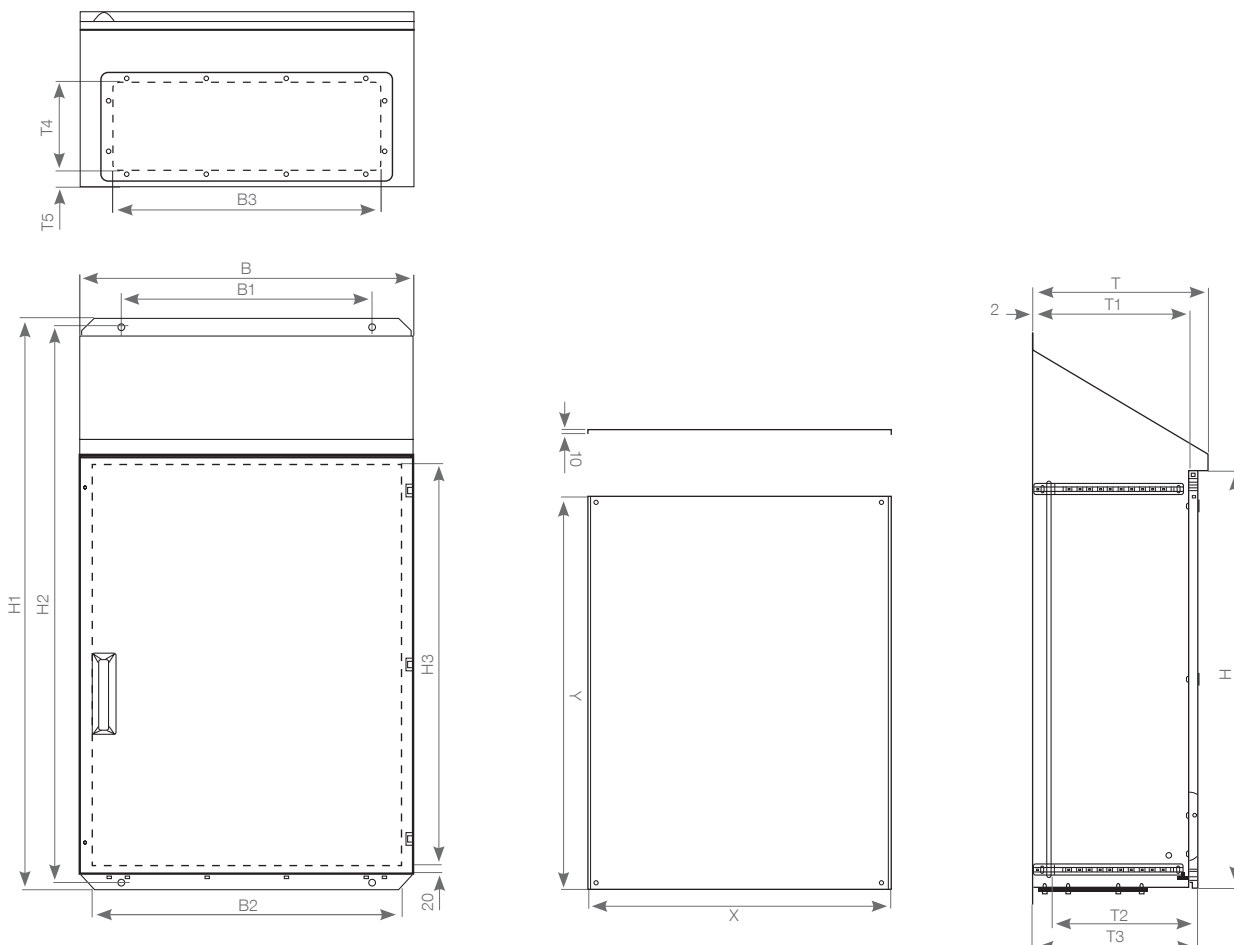
Mining Enclosure Specifications

H = Overall height at front
H1 = Overall height at rear
H2 = Fixing height
H3 = Opening height

B = Overall width
B1 = Fixing width
B2 = Opening width
B3 = Width of gland plate

T = Overall depth
T1 = Depth of the enclosure
T2 = Maximum mounting depth
T3 = Depth of the enclosure with the door
T4 = Depth of gland plate
T5 = Position of gland plate

Nominal Dimensions HxWxD	Height mm				Width mm				Depth mm					Mounting Plate		
	H	H1	H2	H3	B	B1	B2	B3	T	T1	T2	T3	T4	T5	X	Y
400 x 400 x 270	400	681	641	362	400	300	340	320	270	225	200	245	140	40	325	340
700 x 500 x 220	700	952	912	662	500	400	440	440	220	175	150	195	120	27.5	425	640
700 x 500 x 370	700	1039	999	662	500	400	440	440	370	325	300	345	240	40	425	640
1000 x 800 x 220	1000	1252	1212	962	800	600	740	740	220	175	150	195	120	27.5	725	940
1000 x 800 x 420	1000	1367	1327	962	800	600	740	740	420	375	350	395	210	40	725	940



Hygienic Design

Rittal's range of Hygienic Design enclosures are designed and engineered to comply with the highest German hygiene certification.

Specifically created for use in food processing Rittal's HD enclosures ensure there is nowhere for micro-organisms to hide, making cleaning easy, reducing the risk of contamination and significantly increasing your productivity.

Material

- Enclosure and cover: Stainless steel 1.4301 (AISI 304), 1.5 mm
- Mounting bracket: Sheet steel, zinc-plated, passivated, 2.0 mm
- Quick-release fasteners: Stainless steel
- Seal: Silicone, compliant with FDA Guideline 21 CFR 177.2600

Surface finish

- Enclosure and cover: Brushed, grain 400, RA< 0.8 µm
- Seal: Blue, dyed (RAL 5010)

Protection category:

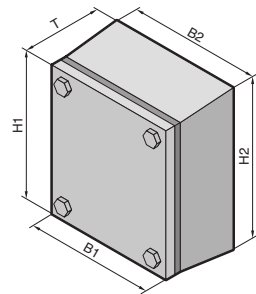

- IP 66 to IEC 60 529
- IP 69K to DIN 40 050-9
Compliant with NEMA 13
Compliant with NEMA 4X
Compliant with NEMA 3R

Supply includes:

- Enclosure of all-round solid construction
- Cover
- Mounting bracket (pre-assembled)
- Seal and quick-release locks (supplied loose)

Detailed drawing:

- Available via rittal.com.au



Terminal boxes HD

Width Front (B1) mm	Width Rear (B2) mm	Height Front (H1) mm	Height Rear (H2) mm	Depth (T) mm	Model No. HD	Accessories		
						Wall spacer bracket HD	Mounting plate	Support rail TS 35/7.5
					Pack of 1	Pack of 1	Pack of 1	Pack of 10
150	172	150	172	80	1670.600	4000.100	1560.700	2314.000
150	177	150	177	120	1671.600	4000.100	1560.700	2314.000
200	227	200	227	120	1672.600	4000.100	1562.700	2315.000
300	327	200	227	120	1674.600	4000.100	1563.700	2316.000
400	427	200	227	120	1675.600	4000.100	1564.700	2317.000
400	427	300	327	120	1676.600	4000.100	1568.700	2317.000

Hygienic Design

Material

- Enclosure and door: Stainless steel 1.4301 (AISI 304)
- Mounting plate: Sheet steel
- Lock inserts HD: Stainless steel 1.4404 (AISI 316L)
- Seal: Silicone, compliant with FDA Guideline 21 CFR 177.2600

Surface finish

- Enclosure and door: Brushed, grain 400, $RA < 0.8 \mu m$
- Mounting plate: Zinc-plated
- Seal: Blue, dyed (RAL 5010)

Protection category:

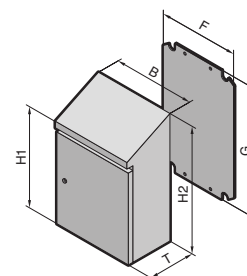
- IP 66 to IEC 60 529
- IP 69K to DIN 40 050-9
- Compliant with NEMA 13
- Compliant with NEMA 4X

Supply includes:

- Enclosure of all-round solid construction
- Door with press-fitted seal
- Interchangeable door hinge
- Mounting plate

Detailed drawing:

- Available on the Internet.



Compact enclosures HD, single-door

Width Front (B) mm	Height Front (H1) mm	Height Rear (H2) mm	Depth (T) mm	Mounting plate width (F) mm	Mounting plate height (G) mm	Model No. HD	Accessories: Wall spacer bracket HD
						Pack of 1	Pack of 1
220	350	437	155	162	275	1302.600	4000.100
390	430	549	210	334	355	1306.600	4000.100
390	650	769	210	334	570	1308.600	4000.100
510	550	669	210	449	470	1307.600	4000.100
610	430	601	300	549	355	1320.600	4000.100
610	650	769	210	549	570	1310.600	4000.100
810	1050	1221	300	739	955	1316.600	4000.100
810	1250	1421	300	740	1155	1317.600	4000.100



Hygienic Design - Accessories

Levelling feet HD for TS 8

Benefits

- Minimises cleaning time thanks to fully covered, permanently sealed threads
- Compensation of floor inclines up to an angle of 10° thanks to flexible base plate
- Baying can even be achieved on sloping floors, thanks to a large levelling range of 55 mm

Load capacity: Max. 5000 N static per levelling foot

Material: Stainless steel 1.4301 (AISI 304)

Supply includes: Assembly parts and seals



Thread	Levelling range mm	Base mount	Packs of	Model No. HD
M12	120 – 175	without with	4 4	4000.200 4000.210

Wall spacer bracket HD

Benefits

- Creates space for cleaning behind the enclosure
- Shorter assembly times by eliminating the need for an all-round seal
- Greater hygiene safety by avoiding an uncontrollable dead space or gap between the enclosure and wall

Functional principle

- Mounting on the wall optionally from the enclosure interior via a through-hole (max. M8) or from the rear via an integral M10 thread

Material: Stainless steel 1.4301 (AISI 304)

Supply includes: Assembly parts and seals



Wall distance mm	Packs of	Model No. HD
50	1	4000.100

Enclosure key HD

Packs of	Model No. HD
1	2549.600



Bit HD

Packs of	Model No. HD
1	2549.510

Wall spacer bracket HD

Hygienic Design variant for easy, safe cleaning.

Applications

- Compact enclosures AE stainless steel (except AE 1017.XXX and AE 1019.XXX)
- May be integrated into customised applications, e.g. covers of machine panels

Material: Stainless steel 1.4404 (AISI 316L)



Packs of	Model No. HD
1	2304.010

Fibreglass Enclosures ks

KS Fibreglass Enclosures are made from lightweight and non-corrosive fibreglass reinforced unsaturated polyester. These fully insulated enclosures are appropriate for outdoor and tough industrial applications. They are available in two versions, with or without viewing windows.

Material

- Enclosure and door: Fibreglass-reinforced unsaturated polyester
- Mounting plate: Sheet steel
- Foamed-in PU seal

Supply Includes

- Enclosure with hinged door, of all-round solid construction, 3 mm double-bit lock
- For single-door enclosures: RH door hinge, may be swapped to opposite side by rotating the enclosure
- For two-door enclosures: Lockable door on right
- Mounting plate
- Twin seal on the top and bottom edges of the door as integral rain protection strip
- Press-fitted C sections at the sides for infinitely variable mounting plate depth adjustment
- KS 1400.500 additionally with removable centre bar in the enclosure




Model No. Standard	Model No. With Window	Width mm	Height mm	Depth mm	Mounting Plate Adjustment	Door(s)
1423500	-	200	300	150	1481000	1
1432500	-	250	350	150	1481000	1
1434500	-	300	400	200	1481000	1
1444500	1448500	400	400	200	1481000	1
1446500	1449500	400	600	200	1481000	1
1453500	1454500	500	500	300	1491000	1
1466500	1467500	600	600	200	1481000	1
1468500	1469500	600	800	300	1491000	1
1480500	1479500	800	1000	300	1491000	1
1400500	-	1000	1000	300	1491000	2

Accessories

Model No.	Description	Packs Of	
1482000	Threaded Inserts M6	20	
2584000	Pole Clamp	1 set	
1483010	Wall Mounting Bracket	4	



Standard model with viewing window



Standard model with no viewing window

Compact System Enclosures CM

CM (medium size) is the latest addition to the Rittal enclosure range. The available sizes have been carefully decided based on close consultation with equipment manufacturers. This will ensure that the best possible electrical installation, characterised by maximum accessibility and space utilisation, will be achieved with an off the shelf enclosure.

Features

- Equipped with studs for mounting adapter rails to utilise TS interior installation accessories.
- New door handle ensures optimum space utilisation on door for cutouts and door mounted equipment due to its unique lever mechanism.

Material

- Enclosure: Sheet steel, 1.5 mm
- Door: Sheet steel, 2.0 mm, All-round foamed-in PU seal
- Mounting plate: Sheet steel, 3.0 mm



Supply includes

- Enclosure with hinged door(s)
- R/H door hinge with single door enclosures, may be swapped to opposite side
- 3-point lock
- Mounting plate
- Open base for individual cable entry

Mild Steel

Model No.	W mm	H mm	D mm	Base/Plinth 100mm		Base/Plinth 200mm		Internal Assembly Rails		Punched Sections*		Door(s)
				Front/Rear	Side	Front/Rear	Side	Vertical	Horizontal	Depth	Width	
5110500	600	800	400	8601600	8601040	8602600	8602040	5001051	5001050	8612140	8612060	1
5111500	600	1000	400	8601600	8601040	8602600	8602040	5001052	5001050	8612140	8612060	1
5112500	600	1200	300	8601600	8601030	8602600	8602030	5001053	5001050	8612130	8612060	1
5113500	600	1200	400	8601600	8601040	8602600	8602040	5001053	5001050	8612140	8612060	1
5114500	800	1000	300	8601800	8601030	8602800	8602030	5001052	5001051	8612130	8612080	1
5115500	800	1000	400	8601800	8601040	8602800	8602040	5001052	5001051	8612140	8612080	1
5116500	800	1200	300	8601800	8601030	8602800	8602030	5001053	5001051	8612130	8612080	1
5117500	800	1200	400	8601800	8601040	8602800	8602040	5001053	5001051	8612140	8612080	1
5118500	1000	1000	300	8601000	8601030	8602000	8602030	5001052	5001052	8612130	8612000	2
5119500	1000	1200	300	8601000	8601030	8602000	8602030	5001053	5001052	8612130	8612000	2
5120500	1000	1200	400	8601000	8601040	8602000	8602040	5001053	5001052	8612140	8612000	2
5121500	1000	1400	300	8601000	8601030	8602000	8602030	5001054	5001052	8612130	8612000	2
5122500	1000	1400	400	8601000	8601040	8602000	8602040	5001054	5001052	8612140	8612000	2
5123500	1200	1200	400	8601200	8601040	8602200	8602040	5001053	5001053	8612140	8612020	2

* With mounting flanges.



Freestanding Enclosures ES



ES enclosures provide a high-strength, cost effective solution for virtually any freestanding application where modularity is not required. The strength of these enclosures comes from a 10 fold profile. The body is made from a single piece providing exceptional rigidity, load bearing capacity and tensile force distribution during crane lifting.

Available in mild steel and stainless steel where hygiene and corrosion resistance is required. Compact for electronics, ideal for machine control, generously proportioned for climate control, flexible and cost-effective with a good IP rating.

Material

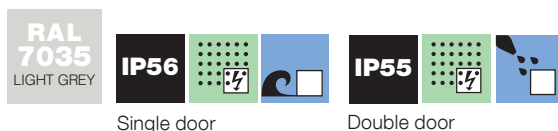
- Enclosure: 1.8mm
- Door(s): 2.0mm
- Rear Panel: 1.5mm
- Mounting pPlate 3.0mm

Mild Steel

Model No.	Width mm	Height mm	Depth mm	Base/Plinth		Door(s)
				100mm	200mm	
5665500	600	1600	500	2807200	2808200	1
5684500	600	1800	400	2804200	2805200	1
5605500	600	2000	500	2807200	2808200	1
5865500	800	1600	500	2829200	2830200	1
5884500	800	1800	400	2823200	2824200	1
5805500	800	2000	500	2829200	2830200	1
5084500	1000	1800	400	2909200	2910200	1
5080500	1000	1800	400	2909200	2910200	2
5265500	1200	1600	500	2839200	2840200	2
5284500	1200	1800	400	2836200	2837200	2
5205500	1200	2000	500	2839200	2840200	2
5784500	1600	1800	400	2905200	2906200	2
5905500	1800	2000	500	2903200	2904200	2

Stainless Steel 304

Model No.	Width mm	Height mm	Depth mm	Base/Plinth		Door(s)
				100mm	200mm	
5450600	600	1600	400	2865000	2875000	1
5451600	600	1800	500	2868000	2876000	1
5452600	800	1800	500	2866000	2879000	1
5453600	800	2000	600	2856000	2880000	1
5454600	1000	1800	400	2867000	2885000	1
5455600	1200	2000	500	2860000	2887000	2



Single door

Double door

Freestanding Enclosures ES

Accessories

Model No.	Description	Packs Of	
4611000	Twin Castors 40kg (50mm Clearance - No Locks - Black)	1 set	
6148000	Twin Castors 75kg (85mm Clearance - 2 Locks - Black with Grey Running Strip)	1 set	
7495000	Twin Castors 120kg (125mm Clearance - 2 Locks - Black)	1 set	
2859000	Levelling Feet 350kg	4	
4190000	130° Hinge (Mild Steel)	6	
4189000	180° Hinge (Aluminium)	6	
4156000	180° Hinge (304 Stainless Steel)	6	

System Enclosure SE 8



Introducing the new SE 8 freestanding enclosure system. Fully compatible with the TS 8 enclosure system, the new platform provides the greatest possible variety of configurations and clear cost advantages in one single solution. The SE 8 platform replaces the ES 5000 enclosure series. TS 8 system accessories can be used without any restrictions.

Features

- Fully compatible with TS system accessories
- Lower installation costs thanks to integrated profiled sides
- Maximum diversity for cable entry
- Automatic potential equalisation

Material

- Depending on the version: Sheet steel or 1.4301 stainless steel (AISI 304)
- Enclosure: 1.5 mm
- Door: 2.0 mm
- Rear panel and gland plates: 1.5 mm
- Mounting plate: 3.0 mm, sheet steel (for sheet steel and stainless steel enclosures)

Mild steel surface finish:

- Enclosure, door (or double door) and rear panel:
- Dipcoat-primed
 - Externally powder-coated with RAL 7035 textured paint
- Mounting plate and gland plates:
- Zinc-plated

Stainless steel surface finish:

- Enclosure, rear panel, base and door(s):
- Brushed, grain 400
- Mounting plate:
- Zinc-plated

Protection category:

- IP 55 to EN 60 529, complies with NEMA 12

Supply includes:

- Enclosure with door(s)
- With single-door enclosures: Door hinged on the right (can be changed to the left)
- Mounting plate
- Gland plates
- Rear panel (in two pieces from a width of 1600 mm and more), screw-fastened

Model No. Mild Steel	Model No. Stainless Steel	Width mm	Height mm	Depth mm	Door(s)
-	5850500	600	1600	400	1
5830500	-	600	1800	400	1
-	5851500	600	1800	500	1
5831500	-	800	1800	400	1
-	5852500	800	1800	500	1
5832500	-	800	2000	400	1
5833500	-	800	2000	500	1
5834500	5853500	800	2000	600	1
-	5854500	100	1800	400	1
5840500	-	1000	1800	400	2
5841500	-	1200	1800	400	2
5842500	-	1600	1800	400	2
5843500	-	1200	2000	400	2
5844500	5855500	1200	2000	500	2
5845500	-	1200	2000	600	2
5846500	-	1800	2000	500	2



Freestanding Bayable Enclosures TS8

The TS 8 freestanding enclosure represents an exciting evolution of electrical enclosure systems. Its symmetrical frame allows any number of individual units to be bayed side by side, one in front of the other, and even in a corner at right angles to each other. Once bayed in chosen arrangements, accessibility options are equally flexible. Doors can be installed on any side of the frame ensuring maximum access to the enclosure interior.



Features

- Bayable on all sides
- Universal interior installation
- Mild and Stainless Steel

Material

- Enclosure frame, roof, rear panel and gland plates: Sheet steel, 1.5 mm
- Door: Sheet steel, 2.0 mm
- Mounting plate: Sheet steel, 3.0 mm

Supply includes

- Enclosure frame with door(s), 3 mm double-bit lock insert
- Mounting plate
- Gland plates
- Rear panel
- Roof plate
- 4 eyebolts


Mild Steel

Model No.	Width mm	Height mm	Depth mm	Side Panels	Base/Plinth 100mm Front/Rear	Base/Plinth 100mm Side	Base/Plinth 200mm Front/Rear	Base/Plinth 200mm Side	Door(s)
8615500	600	1200	500	8115235	8601600	8601050	8602600	8602050	1
8645500	600	1400	500	8145235	8601600	8601050	8602600	8602050	1
8665500	600	1600	500	8165235	8601600	8601050	8602600	8602050	1
8684500	600	1800	400	8184235	8601600	8601040	8602600	8602040	1
8685500	600	1800	500	8185235	8601600	8601050	8602600	8602050	1
8686500	600	1800	600	8186235	8601600	8601060	8602600	8602060	1
8604500	600	2000	400	8104235	8601600	8601040	8602600	8602040	1
8605500	600	2000	500	8105235	8601600	8601050	8602600	8602050	1
8606500	600	2000	600	8106235	8601600	8601060	8602600	8602060	1
8608500	600	2000	800	8108235	8601600	8601080	8602600	8602080	1
8626500	600	2200	600	8126235	8601600	8601060	8602600	8602060	1
8815500	800	1200	500	8115235	8601800	8601050	8602800	8602050	1
8845500	800	1400	500	8145235	8601800	8601050	8602800	8602050	1
8865500	800	1600	500	8165235	8601800	8601050	8602800	8602050	1
8884500	800	1800	400	8184235	8601800	8601040	8602800	8602040	1
8885500	800	1800	500	8185235	8601800	8601050	8602800	8602050	1
8880500	800	1800	500	8185235	8601800	8601050	8602800	8602050	2
8886500	800	1800	600	8186235	8601800	8601060	8602800	8602060	1
8881500	800	1800	600	8186235	8601800	8601060	8602800	8602060	2
8804500	800	2000	400	8104235	8601800	8601040	8602800	8602040	1
8805500	800	2000	500	8105235	8601800	8601050	8602800	8602050	1
8806500	800	2000	600	8106235	8601800	8601060	8602800	8602060	1
8808500	800	2000	800	8108235	8601800	8601080	8602800	8602080	1
8826500	800	2200	600	8126235	8601800	8601060	8602800	8602060	1
8084500	1000	1800	400	8184235	8601000	8601040	8602000	8602040	1

* Roller door enclosures available upon request

Freestanding Bayable Enclosures TS8

Model No.	Width mm	Height mm	Depth mm	Side Panels	Base/Plinth 100mm		Base/Plinth 200mm		Door(s)
					Front/Rear	Side	Front/Rear	Side	
8080500	1000	1800	400	8184235	8601000	8601040	8602000	8602040	2
8005500	1000	2000	500	8105235	8601000	8601050	8602000	8602050	2
8006500	1000	2000	600	8106235	8601000	8601060	8602000	8602060	2
8215500	1200	1200	500	8115235	8601200	8601050	8602200	8602050	2
8245500	1200	1400	500	8145235	8601200	8601050	8602200	8602050	2
8265500	1200	1600	500	8165235	8601200	8601050	8602200	8602050	2
8284500	1200	1800	400	8184235	8601200	8601040	8602200	8602040	2
8285500	1200	1800	500	8185235	8601200	8601050	8602200	8602050	2
8286500	1200	1800	600	8186235	8601200	8601060	8602200	8602060	2
8204500	1200	2000	400	8104235	8601200	8601040	8602200	8602040	2
8205500	1200	2000	500	8105235	8601200	8601050	8602200	8602050	2
8206500	1200	2000	600	8106235	8601200	8601060	8602200	8602060	2
8208500	1200	2000	800	8108235	8601200	8601080	8602200	8602080	2
8226500	1200	2200	600	8126235	8601200	8601060	8602200	8602060	2



304 Stainless Steel

Model No.	Width mm	Height mm	Depth mm	Side Panels	Base/Plinth 100mm		Base/Plinth 200mm		Door(s)
					Front/Rear	Side	Front/Rear	Side	
8457600	600	1800	500	8700850	8701600	8701050	8702600	8702050	1
8452600	600	2000	600	8700060	8701600	8701060	8702600	8702060	1
8454600	800	1800	400	8700840	8701800	8701040	8702800	8702040	1
8455600	800	1800	500	8700850	8701800	8701050	8702800	8702050	1
8450600	800	2000	600	8700060	8701800	8701060	8702800	8702060	1
8456600	1200	1800	400	8700840	8701200	8701040	8702200	8702040	2
8453600	1200	1800	500	8700850	8701200	8701050	8702200	8702050	2
8451600	1200	2000	600	8700060	8701200	8701060	8702200	8702060	2

* Models available in 316 Stainless Steel




Accessories




Rittal Flex-Block; Base/Plinth System

Model No.	For enclosure size mm		Packs Of
	Width	Depth	
8001450	400	500	1
8001460	400	600	1
8001650	600	500	1
8001660	600	600	1
8001680	600	800	1
8001840	800	400	1
8001850	800	500	1
8001880	800	800	1
8001.800	800	1000	1
8001.040	1000	400	1
8001.050	1000	500	1
8001.060	1000	600	1
8001.240	1200	400	1
8001.250	1200	500	1
8001.260	1200	600	1
8001.280	1200	800	1
8001.940	1600	400	1
8001.950	1800	500	1



Site Installation / Transport Baying Solutions

Model No.	Description	Packs Of
8800500	Quick-Fix Baying Clamp (One Piece)	6
8800400	Baying Clamp (Horizontal)	4
8800410	Baying Clamp (Vertical)	6
8800490	Baying Connectors (External - Mild Steel)	6
8700000	Baying Connectors (External - 304 Stainless Steel)	6
8800430	Angular Baying Brackets	4
4582500	Baying Brackets	4
4540000	Combination Angle	4
8601100	Base/Plinth Baying Brackets	20



Accessories

Baying Cover Top

Model No.	Enclosure Depth	Finish	Packs Of
8800840	400	RAL 7035	1
8800850	500	RAL 7035	1
8800860	600	RAL 7035	1
8800880	800	RAL 7035	1
8800892	1000	RAL 7035	1
8700140	400	304 Stainless Steel	1
8700150	500	304 Stainless Steel	1
8700160	600	304 Stainless Steel	1




Punched Section With Mounting Flange

Enclosure Width/Depth	17 x 73mm Inner Mounting Level	17 x 73mm Outer Mounting Level	23 x 73mm Inner Mounting Level	Packs Of
300	8612030	8612130	-	4
400	8612040	8612140	-	4
500	8612050	8612150	8612550	4
600	8612060	8612160	8612560	4
800	8612080	8612180	8612580	4
1000	8612000	8612100	8612500	4
1200	8612020	8612120	8612520	4



Punched Section Without Mounting Flange


Enclosure Width/Depth	23 x 73 mm Inner Mounting Level	Packs Of
400	4374000	4
500	4375000	4
600	4376000	4
700	4377000	4
1000	4382000	4
1200	4378000	4
2000	4380000	4
2200	4381000	4
Support Bracket	8800330	6 Set



Accessories


Punched Rail

Enclosure Width/Depth	18 x 38 mm	23 x 23 mm*	Packs Of
400	8612240	4169000	4/12
500	8612250	4170000	4/12
600	8612260	4171000	4/12
800	8612280	4172000	4/12
1000	-	4173000	12
1200	-	4174000	6
1800	-	4176000	6
2000	-	4177000	6
2200	-	4178000	6
Support Bracket	-	8800330	6 Set




Door Support Strips*

Enclosure Width/Depth	Inner Mounting Level	Outer Mounting Level	Packs Of
400	4309000	4694000	20
500	4596000	4695000	20
600	8800130	4696000	20
800	4579000	4697000	20




Support Rails*

Enclosure Width/Depth	Slotted	Unslotted	Packs Of
400	4394000	-	4
500	4395000	-	4
600	4396000	4396500	4
800	4398000	4398500	4



System Support Rails*





Enclosure Width	Model No.	Packs Of
600	4361000	2
800	4362000	2
1000	4347000	2
1200	4363000	2




* Suitable for ES Enclosures

Accessories

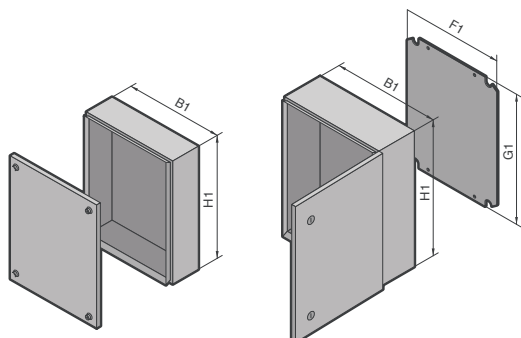
Wiring Plan Pockets / Utility Lecterns

Model No.	Description	Size	
4114000	Sheet Steel Wiring Plan Pocket	400 x 90	
4115000	Sheet Steel Wiring Plan Pocket	500 x 90	
4116000	Sheet Steel Wiring Plan Pocket	600 x 90	
4118000	Sheet Steel Wiring Plan Pocket	800 x 90	
2513000	Plastic Wiring Plan Pockets	A3 (Landscape)	
2514000	Plastic Wiring Plan Pockets	A4 (Portrait)	
2515000	Plastic Wiring Plan Pockets	A5 (Landscape)	
2510000	Wiring Plan Pockets (Transparent Pouch)	A4	
2512000	Wiring Plan Pockets (Transparent Pouch)	A3	
4638600	Utility Lectern (600mm Wide Door)	413 x 400mm	
4638800	Utility Lectern (800mm Wide Door)	613 x 400mm	

Miscellaneous

Model No.	Description	Pack of	
8701180	180° Door Hinge (Nickel Plated)	4	
8800190	180° Door Hinge (RAL 7035)	4	
8800110	180° Side Panel Hinge (RAL 7035)	6	
2817000	Base Mounting Plate	10	
2459000	Condensate Discharge (Polyamide)	6	
4538000	Ride-up Roller	10	
2436732	Touch-up Pen 12ml (RAL 7032)	-	
2436735	Touch-up Pen 12ml (RAL 7035)	-	
2438735	Paint Tin 1000ml (RAL 7035)	-	
2581000	Spray Can 150ml (RAL 7022)	-	
2437000	Spray Can 150ml (RAL 7032)	-	
2440735	Spray Can 150ml (RAL 7035)	-	

Hazardous Area Junction Boxes KEL



Material

- Stainless Steel 1.4301 (AISI 304)

Surface Finish

- Brushed, grain 240

Protection Category

- IP 66 to EN 60 529/09.2000

Supply Includes

- Enclosure, lid with all-round foamed-in PU seal.

Certificates

- IECEx PTB 09 - 0034

Screw-Fastened Lid 93 Series

Model No.	Width (B1) mm	Height (H1) mm	Depth mm	Mounting Plates	Weight Kg
9301000	150	150	80	1560700	1.3
9303000	200	200	80	1562700	1.8
9302000	300	150	80	1561700	1.8
9304000	300	200	80	1563700	2.4
9306000	300	300	120	1567700	3.9
9305000	400	200	120	1564700	3.6

To order Ex enclosures in Stainless Steel 1.4404 (AISI 316L), please add extension .500 to the model No. Delivery times available on request.

Material

- Stainless Steel 1.4301 (AISI 304)

Mounting Plate

- Sheet Steel

Surface Finish

- Brushed, grain 240

Protection Category

- IP 66 EN 60 529/09.2000

Supply Includes

- Enclosure, door with all-round foamed-in PU seal, mounting plate.

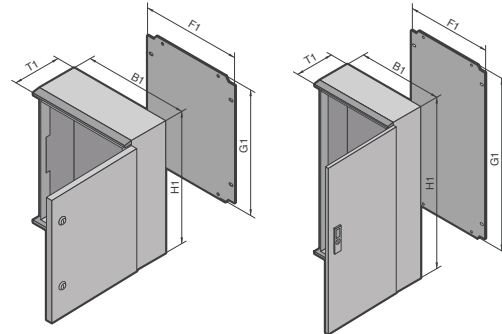
Certificates

- IECEx PTB 09 - 0036

Hinged Door 94 Series

Model No.	Width (B1) mm	Height (H1) mm	Depth mm	Mounting Plate		Number of Cams	Weight Kg
				Width (F1) mm	Height (G1) mm		
9401600	200	300	155	162	275	1	3.8
9409600	300	380	210	334	275	1	7.7
9402600	380	300	155	334	275	1	7.4
9403600	380	380	210	334	355	1	9.7
9404600	380	600	210	334	570	2	13.3
9405600	600	600	210	549	570	2	15.6
9406600	600	760	210	549	730	2	22.3
9407600	760	760	300	704	730	2	30.5
9408600	800	1000	300	739	955	2	36.3

Hazardous Area Junction Boxes KEL



Material

- Enclosure: Fibreglass-reinforced unsaturated polyester
- Surface resistance: $<10^9 \Omega$
- Mounting plate: sheet steel, zinc-plated, passivated

Colour

- RAL 9011

Protection Category

- IP 66 to EN 60 529/09.2000
- KEL 9209.600: IP 56 to EN 60 529/09.2000

Supply Includes

- Enclosure, door with all-round foamed-in PU seal
- Mounting Plate

Certificates

- IECEx PTB 10 - 0011U

Hinged Door Fibreglass 92 Series

Model No.	Width (B1) mm	Height (H1) mm	Depth mm	Mounting Plate		Number of Cams	Weight Kg
				Width (F1) mm	Height (G1) mm		
9201600	200	300	150	145	250	1	3.6
9202600	250	350	150	195	300	1	4.6
9203600	300	400	200	245	350	2	6.0
9204600	400	400	200	345	350	2	6.5
9205600	400	600	200	345	550	2	11.5
9207600	500	500	300	417	450	2	12.9
9206600	600	600	200	545	550	2	15.9
9208600	600	800	300	517	750	*	24.3
9209600	800	1000	300	717	950	*	39.0

* 3-point lock system

Rittal and partner, Phoenix Contact offer a wide range of customised integrated hazardous area junction box solutions. Solutions are engineered to customer specified requirements in conjunction with international hazardous area standards.



NEMA 4x Baying Systems Protection Category IP 66

Protection Category

IP 66 to EN 60 529 (complies with NEMA 4x)

Supply Includes

- Enclosure frame with door
- Roof/Base plate
- Rear panel
- Side panels
- Mounting plate

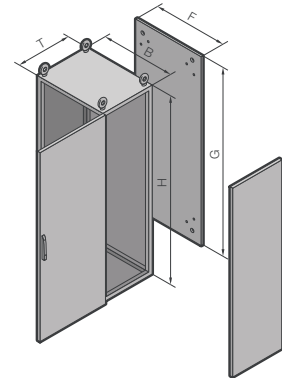
Baying frame required when baying enclosures.

Material

- Mild Steel, spray finished
- Enclosure frame, roof, base/plinth, rear panel, side panels: 1.5 mm, door: 2.0 mm
- Mounting plate: 3.0 mm (mild steel)

Surface Finish

- Enclosure frame, door, roof, base, rear panel, side panels: Dip coat primed and powder coated in textured RAL 7035 on the outside.
- Mounting Plate: Zinc-plated



Mild Steel

Model No.	Width (B1) mm	Height (H1) mm	Depth (T) mm	Mounting Plate		Door(s)
				Width (F1) mm	Height (G1) mm	
8686540	600	1800	600	499	1696	1
8886540	800	1800	600	699	1696	1
8606540	600	2000	600	499	1896	1
8806540	800	2000	600	699	1896	1

Material

- Stainless Steel 1.4301 (AISI 304)
- Enclosure frame, roof, base/plinth, rear panel, side panels: 1.5 mm, door: 2.0 mm.
- Mounting plate: 3.0 mm (mild steel).

Surface Finish

- Enclosure frame: Uncoated
- Door, roof, base, rear panel: Brushed on the outside, grain size 400.
- Mounting Plate: Zinc-plated

Stainless Steel

Model No.	Width (B1) mm	Height (H1) mm	Depth (T) mm	Mounting Plate		Door(s)
				Width (F1) mm	Height (G1) mm	
8456540	600	1800	600	499	1696	1
8459640	800	1800	600	699	1696	1
8452640	600	2000	600	499	1896	1
8450640	800	2000	600	699	1896	1

Most standard TS8 sizes available on request



One-Piece Consoles TP

The one piece console TP boasts exceptional functionality in terms of its modular interior installation, assembly friendliness and system accessories. It integrates perfectly into the system platform TS 8, utilising the extensive, assembly friendly range of TS8 system accessories.

Material

- Enclosure: Sheet steel 1.5 mm
- Door and console cover: Sheet steel, 2.0 mm, all-round foamed-in PU seal
- Mounting plate: Sheet steel 3.0 mm
- Lock cover: Plastic, self-extinguishing

Supply Includes

- Enclosure, solid back and sides
- Door or double door at front, with locking rod
- Mounting plate
- Cover hinged at rear, 2 stays with automatic locking and unlocking
- Open base for individual cable entry



Mild Steel

Model No.	Width mm	Height mm	Depth Bottom mm	Depth Top mm	Base/Plinth 100mm		Base/Plinth 200mm		Door(s)
					Front/Rear	Side	Front/Rear	Side	
6746500	600	960	400	520	8601600	8601040	8602600	8602040	1
6748500	800	960	400	520	8601800	8601040	8602800	8602040	1
6748500	1000	960	400	520	8601000	8601040	8602000	8602040	2
6742500	1200	960	400	520	8601200	8601040	8602200	8602040	2

Accessories

Model No.	Description	Pack of	
2889000	Levelling Feet (M12)	4	
2890000	Levelling Feet (M16)	4	
4611000	Twin Castors 40kg (50mm Clearance - No Locks - Black)	1 set	
7495000	Twin Castors 120kg (125mm Clearance - 2 Locks - Black)	1 set	

* Gland plates sold separately



Top Console System TP

Easy selection of your desired combination

The TP TopConsole System components can be combined in many user specific versions as shown in the diagrams below. The table opposite allows you to immediately find the model number for your selection. In addition to this, the IW and Command Panel range make the new TopConsole system TP combination options virtually infinite.

1. Select plinth and pedestal
2. Select centre part, console or trim panel
3. If using centre part, now select a console or trim panel

* Gland plates sold separately



Small operating units are easily integrated into separate Command Panels.

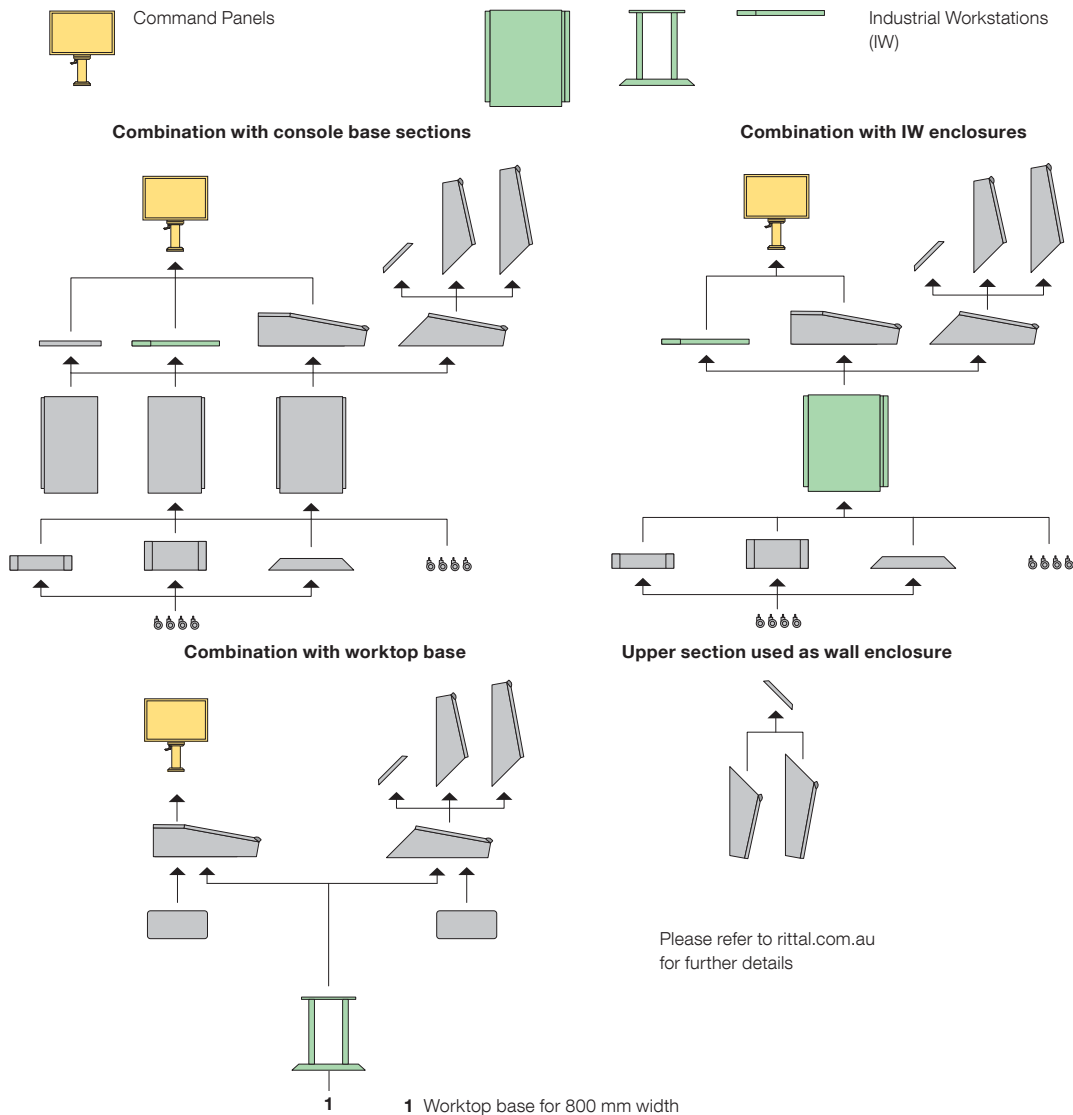


Completely new options with regard to space utilisation are available when used in conjunction with our range of IW enclosures.



The TS modular base/plinth system also ensures more cable entry flexibility even when using consoles.









Rittal human/machine interface family



Please refer to rittal.com.au for further details





Top Console System TP

Overview Table

Width mm		600 Model No.	800 Model No.	1200 Model No.	1600 Model No.				
Console, Upper Section									
	Height 750 mm	6720500	6721500	6722500	6723500				
	Height 650 mm	6724500	6725500	6726500	6727500				
Desk Unit Already Prepared for an Upper Section									
	Depth 755 mm	6714500	6715500	6716500	6717500				
Console/Desk Unit Trim Panel									
	For Height 650/750 mm	6730200	6730210	6730220	6730230				
Rear of Desk Unit, with Hinged Lid									
	Depth 755 mm	6710500	6711500	6712500	6713500				
Gland Plate for Desk Unit									
	Size	4	5	4	5				
	Qty.	1	1	2	2				
Trim Panel									
	D mm	400	500	400	500	400	500	400	500
		6730000	6730100	6730010	6730110	6730020	6730120	6730030	6730130
Pedestal									
	D mm	400	500	400	500	400	500	400	500
	Height 675 mm	6700500	6704500	6701500	6705500	6702500	6706500	6703500	6707500

Top Console System TP

Overview Table

Width mm		600 Model No.	800 Model No.	1200 Model No.	1600 Model No.				
Base/Plinth Components, Front and Rear									
	Height 200 mm	8602600	8602800	8602200	8602920				
	Height 100 mm	8601600	8601800	8601200	8601920				
Base/Plinth Trims, Side									
	D mm	400	500	400	500	400	500	400	500
	Height 200 mm	8602040	8602050	8602040	8602050	8602040	8602050	8602040	8602050
	Height 100 mm	8601040	8601050	8601040	8601050	8601040	8601050	8601040	8601050
Cross Member, Adjustable									
	Height 75 mm	8601450	8601450	8601450	8601450				
Castors									
	Height 125 mm	4634500	4634500	4634500	4634500				

Wall Mount Enclosure 19" 3-Part DK

The three-part wall mount enclosure is ideal as a corridor distributor or for small network applications. Due to the hinged body design, the access to the rear section of the wall box offers a versatile solution. This enclosure has a higher environmental protection rating than standard wall boxes. Individually keyed door and rear sections offer a high level of security to prevent unauthorised access.



Model No.	RU	Width mm	Height mm	Depth mm
7706135	6	600	345	473
7709135	9	600	478	473
7709735	9	600	478	573
7709535	9	600	478	673
7712135	12	600	612	473
7715135	15	600	746	473
7715735	15	600	746	573
7715535	15	600	746	673
7718135	18	600	878	473
7721135	21	600	1012	473
7721735	21	600	1012	573
7721535	21	600	1012	673

Material

- Wall and hinged part: Sheet steel, 1.5 mm
- Viewing window: Single-pane safety glass, 3 mm

Supply Includes

- Wall section
- Hinged part with 25 mm pitch pattern of holes in the front and rear frame
- Designer glazed door
- Mini comfort handle for 3 - 15 U
- Comfort handle and 2-point lock for 18 - 21 U
- Including security lock 3524 E
- Product-specific supply scope

Accessories

Model No.	Description	Pack of	
2235135	Gland Plate (Blank)	1	
7705035	Gland Plate (Brush Insert)	1	
2503010	Wall Mounting Bracket (40mm - Zinc Plated)	4	
7113000	Earth Rail (Horizontal) 450mm	1	
7148035	Component Shelf 2U (390 x 300 - 25kg)	-	
7119250	Component Shelf 2U Static (482.6 x 250 - 25kg)	-	
7119140	Component Shelf 1U Static (482.6 x 140 - 10kg)	-	
8611180	Lock Inserts (3524E)	-	
8611200	Lock Inserts (12321)	-	
7980100	Fan Expansion Kit (230V - Air Throughput 108/120m³/h - 50/60Hz)	1 set	
3322700	Spare Filter Mats	5	

* Glazed door frames are RAL7035/7015

Standard wall box with

Pre-configured

Outdoor Enclosure cs

Rittal has the ideal enclosure solution, thanks to its platform strategy. With single-walled or twin-walled enclosures of aluminium or coated mild steel, as well as an extensive range of accessories.

Constant interior temperature and perfect climate is maintained through in-house development and production of cooling units, heat exchangers and heaters.

We offer a complete custom solution to suit your application and unique requirements. Call our service team to discuss your outdoor enclosure.



Features dependant on model



Eyebolts, concealed by the rain canopy, for crane transportation of the fully fitted unit.




The hinged roof is screw fastened to the enclosure body.



The base/plinth trim is secured with safety screws.



Batteries for emergency power back-up are securely housed in the pull-out drawer of the battery base/plinth.



Enclosure platform TS 8 TS 8 vertical sections and system punchings are the key to the comprehensive range of accessories.



Twin-walled doors
Chimney effect – The twin wall minimises the influence of sunlight and prevents condensation.



Multifunctional rain canopy protects the side panel from removal, while ventilation prevents condensation and the sloping roof stops rainwater from accumulating.



Protection against vandalism – These features will protect your equipment against unauthorised access:
No point of access for lever-type tools, because the double side panel seamlessly conceals the door hinges.

Outdoor Enclosure cs

Material

- Enclosure: Aluminium AIMg³
- Mounting plate: Sheet steel, zinc-plated

Supply includes

- Double-walled outdoor enclosure, fully preconfigured:
- Inner enclosure with mounting plate, gland plate and security lock (CS 9791.045 with 2 security locks)
- Mounting bracket for thermostat or hygrostat
- Outer enclosure with designer cover and security lock 3524 E
- 2 C rails on the rear panel



Model No.	Width mm	Outer Enclosure Height mm	Depth mm	Width mm	Inner Enclosure Height mm	Depth mm
9791015	370	522	210	300	400	170
9791025	420	560	210	350	440	170
9791035	500	700	265	460	565	220
9791045	630	780	380	580	580	333
9791145*	630	780	380	580	580	333

* With 5U rotating frame instead of mounting plate

Accessories

Model No.	Description	Pack of	
9765120	Wall Mounting (304 Stainless Steel)	4	
2584000	Pole Clamp	1 set	
3105330	Enclosure Heater (30W)	-	
3110000	Thermostat	-	
3118000	Hydrostat	-	
4140810	LED System Light (24V)	10	

Enclosure Climate Control



Generation “Blue e” Save energy permanently with Rittal cooling units

Rittal is proud to introduce its new range of energy saving cooling units - “Blue e” generation. This new technology, with a cooling output ranging from 500 W to 4,000 W (depending on the application) can help achieve energy savings up to 45% (ideally 70% compared with a conventional Rittal TopTherm Plus cooling unit in field trails).

The higher coefficient of performance (COP), which is 42% higher (from 1.2 to 1.7) with 1,000 W test equipment, for example, is the product of years of research and development. It also results from the ideal interaction of all the components responsible for the cooling output.

The first step towards improving the efficiency of the new cooling units with nano-coating involves the entire geometry of the cooling components’ configuration. The component manufacturer systematically analysed existing devices and - wherever possible -

improved their efficiency. This related to the design of the condensers, evaporators, cooling fins, pipe bends and all the other refrigeration components.

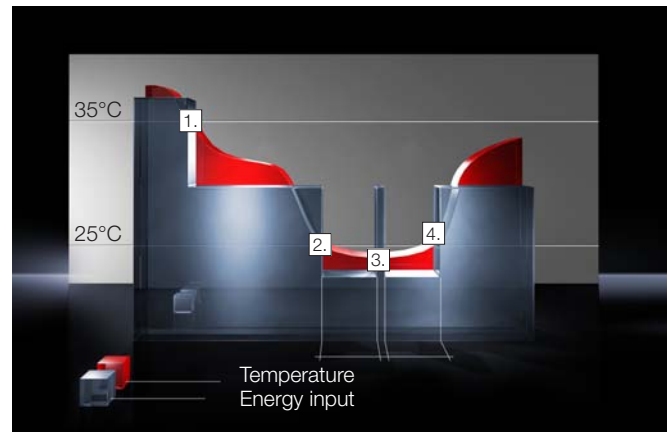
In a second step, Rittal optimised the fan technology. EC (Electronic Communication) technology is used in most of the fan motors. In these motors, designed as external rotor motors, the traditional mechanical pole reversal is replaced by electronic commutation, which functions without wear, sparks or interference. The motors have a dynamically balanced rotor with multi-polar magnets. The rotor position is recorded by several Hall-effect sensors. Motor supply and control is achieved via an external electronic operating system that has a very high efficiency at all speeds. Precision bearings ensure a long service life and low noise generation.

Eco-mode Controls

Intelligent, targeted use of energy thanks to the new-eco-mode control from Rittal.

The evaporator fan is switched off as required depending on the internal enclosure temperature and therefore no longer runs throughout.

1. Cooling switched off: the interior fan only runs to ensure air circulation inside the enclosure
2. The interior fan is switched off
3. The interior fan is switched on for 30 seconds every 10 minutes to briefly blend the air
4. The interior fan is switched back on



Nanotechnology for TopTherm Climate Control Units

Rittal cooling units of the TopTherm series are often installed in extremely tough operating environments: Dry dust, oil-laden air and other aggressive ambient influences mean time consuming and expensive cleaning and maintenance. The water, dirt and oil-repellent properties of the innovative RiNano coating applied to the heat exchangers ensures a constant cooling performance over a much longer period – which quickly adds up to significant time and cost savings.

RiNano saves time and money

- Reduced contamination of the heat exchanger
- High resilience of the RiNano coating
- Significantly simpler cleaning
- Extended service and maintenance intervals cut costs
- No time-consuming removal and remounting of the cooling unit
- Filter mats no longer necessary for many applications
- Longer service life of metal filter mats
- Increased energy efficiency

Rittal Therm 6.1 Part No. 3121000

Rittal Therm 6.1 is a calculation program for enclosure climate control.

The Rittal Therm 6.1 software package takes care of complex calculations of climate control requirements. A user-friendly interface guides the operator to the most suitable, correctly dimensioned climate control component.

Download your FREE 30-day trial version from rittal.com.au



Wall Mounted Cooling Units sk

Wall Mounted Cooling Units offer top design, quality and performance with a host of assembly benefits. With the added option to mount the units externally, partial internally or fully internally in the enclosure, the available space is maximised.


There are seven models to choose from with nominal cooling outputs ranging from 300 to 4000 watts. They are also available in stainless steel for use with stainless steel enclosures. Additional accessories include door switches, which deactivate the unit when the doors are open, thereby helping to prevent condensation.

Supply Includes

- Nano-coated condenser
- Fully wired ready for connection, including drilling template and assembly parts.



Mild Steel		Stainless Steel		Width mm	Height mm	Depth mm	Operating Voltage (V) (50/60Hz)	Cooling Output (W)
Basic Control	Comfort Control	Basic Control	Comfort Control					
3302100	-	3302200	-	280	550	140	230	300
3302110	-	3302210	-	280	550	140	115	300
-	3303500	-	3303600	280	550	210	230	500
-	3303510	-	3303610	280	550	210	115	500
-	3361500	-	3361600	280	550	206	230	750
-	3361510	-	3361610	280	550	206	115	750
-	3361540	-	3361640	280	550	206	400	750
-	3304500	-	3304600	400	950	260	230	1000
-	3304510	-	3304610	400	950	260	115	1000
-	3304540	-	3304640	400	950	260	400/460	1000
-	3305500	-	3305600	400	950	260	230	1500
-	3305510	-	3305610	400	950	260	115	1500
-	3305540	-	3305640	400	950	260	400/460	1500
-	3328500	-	3328600	400	1580	295	230	2000
-	3328510	-	3328610	400	1580	295	115	2000
-	3328540	-	3328640	400	1580	295	400/460	2000
-	3329500	-	3329600	400	1580	295	230	2500
-	3329510	-	3329610	400	1580	295	115	2500
-	3329540	-	3329640	400	1580	295	400/460	2500
-	3332540	-	3332640	500	1580	340	400/460	4000



External Circuit



Internal Circuit



For approvals detailed drawing and performance diagrams refer to rittal.com.au

Roof Mounted Cooling Units SK

Roof Mounted Cooling Units offer top design, quality and performance with a host of assembly benefits and sophisticated air routing. These units allow maximum utilisation of the available space above the enclosure.

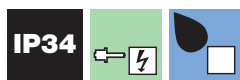
There are four models to choose from with nominal cooling outputs ranging from 500 to 4000 watts. They are also available in stainless steel for applications where corrosion resistance is required. Additional accessories including ducting kits and door switches aim to further maximise the efficiency of heat dissipation from the enclosure.

Supply Includes

- Nano-coated condenser
- Integral electric condensate evaporation
- Fully wired ready for connection
- Drilling template
- Assembly parts



Mild Steel Comfort Control	Stainless Steel Comfort Control	Width mm	Height mm	Depth mm	Operating Voltage (V) (50/60Hz)	Cooling Output (W)
3382500	3382600	597	417	380	230	500
3382510	3382610	597	417	380	115	500
3359500	3359600	597	417	380	230	750
3359510	3359610	597	417	380	115	750
3359540	3359640	597	417	380	400	750
3383500	3383600	597	417	475	230	1000
3383510	3383610	597	417	475	115	1000
3383540	3383640	597	417	475	400	1000
3384500	3384600	597	417	475	230	1500
3384510	3384610	597	417	475	115	1500
3384540	3384640	597	417	475	400	1500
3385500	3385600	597	417	475	230	2000
3385510	3385610	597	417	475	115	2000
3385540	3385640	597	417	475	400	2000
3386540	3386640	796	470	580	400/460	3000
3387540	3387640	796	470	580	400/460	4000



External Circuit



Internal Circuit

Roof Mounted Cooling Units SK

Especially for Office Applications

Low noise level (considerably quieter than cooling units for industrial applications).

Supply Includes

- Nano-coated condenser and integral electronic condensate evaporation.
- Fully wired ready for connection, including drilling template and assembly parts.

Material

- Mild Steel Exterior

For approvals detailed drawing and performance diagrams refer to rittal.com.au



Model No.	Width mm	Height mm	Depth mm	Operating Voltage (V)	Cooling Output (W)
3273500	597	417	475	230	1100
3273515	597	417	475	115	1100
3301800	597	417	895	230 (50Hz)	3000

TopTherm Design NEMA 4x

Material

- Stainless Steel Exterior

Supply includes

- Nano-coated condenser
- Integral electric condensate evaporation
- Wired ready for connection (plug-in terminal strip)
- Drilling template
- Assembly parts

For approvals detailed drawing and performance diagrams refer to rittal.com.au



Model No. Comfort Controller	Width mm	Height mm	Depth mm	Rated Operating Voltage (V - Hz)	Cooling Output (W)
3303504	285	620	298	230 - 50/60	500
3303514	285	620	298	115 - 60	500
3304504	405	1020	358	230 - 50/60	1000
3304514	405	1020	358	115 - 50/60	1000
3304544	405	1020	358	400 - 50/460 - 60	1000
3305504	405	1020	358	230 - 50/60	1500
3305514	405	1020	358	115 - 50/60	1500
3305544	405	1020	358	400 - 50/460 - 60	1500
3328504	405	1650	388	230 - 50/60	2000
3328514	405	1650	388	115 - 50/60	2000
3328544	405	1650	388	400 - 50/460 - 60	2000
3329504	405	1650	388	230 - 50/60	2500
3329514	405	1650	388	115 - 50/60	2500
3329544	405	1650	388	400 - 50/460 - 60	2500

Enclosure Heaters sk

Enclosure heaters protect your equipment from condensation and corrosion. Rittal heaters are designed to produce the necessary heat, while maintaining their compact and robust black anodised aluminium construction.

This series is made up of seven different capacity heaters, with thermal outputs ranging from 10 to 800 watts. Surface temperature and power consumption are minimised through the use of thermistors (PTCs), which regulate the thermal output according to the enclosure internal temperature.

Supply Includes

PTC heater with quick-fit and assembly parts.

Note:

- Thermostat (3110000) is recommended for precise temperature control in the enclosure
- In order to prevent condensation on assemblies, hygrostat (3118000) is recommended to regulate heating
- In larger enclosures, even heat distribution is best achieved by installing several low-output heaters
- The installation of heaters is generally advisable, even when using heat exchangers and cooling units, in order to prevent condensation



Heater Sizing

In order to install the appropriate capacity heater, the required thermal output can be calculated as:

	Example:
Calculate the enclosure surface area in m ²	A 4
Select the minimum internal temperature that you wish to maintain in the enclosure in °C	Ti 15
Select the minimum ambient temperature of the enclosure surrounds in °C	Tu 5
Calculate the temperature difference $Ti - Tu = \Delta T$	ΔT 10
Heat transfer coefficient of steel $k = 5.5 \text{ W/m}^2\text{K}$	K 5.5
Thermal output calculated as: $Q_H = A \times \Delta T \times k$	QH 220W

Without Fan-Continuous Thermal Output 8-150 W

Model No.	Width mm	Height mm	Depth mm	Operating Voltage (50/60Hz)	Operating Thermal Output (W @ T _a =10°C)	Pre-fuse T
3105310	45	120	46	110-240V	8 - 10	2A
3105320	45	120	46	110-240V	18 - 20	2A
3105330	64	155	56	110-240V	23 - 30	4A
3105340	64	155	56	110-240V	49 - 50	4A
3105350	64	230	56	110-240V	63 - 75	4A
3105360	90	165	75	110-240V	86 - 100	4A
3105370	90	180	75	110-240V	130 - 150	4A

With Fan-Continuous Thermal Output 250-800 W

Model No.	Width mm	Height mm	Depth mm	Operating Voltage (50/60Hz)	Operating Thermal Output (W @ T _a =10°C)	Pre-fuse T
3105410	103	200	103	110	250	4
3105380	103	200	103	230	250	4
3105420	103	200	103	110	400	6
3105390	103	200	103	230	400	6
3105430	103	200	103	110	800	10
3105400	103	200	103	230	800	6

TopTherm Fans and Filter Units



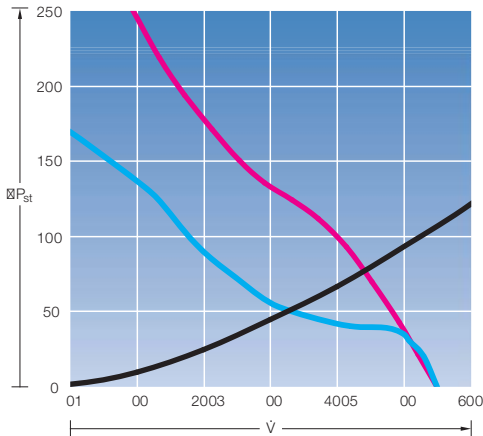
More Pressure. Higher Flow Rates

Assembly Without Tools

- Straightforward assembly, exchange and maintenance with no need for tools of any kind
- Simple reversal of the air flow direction by turning the fan module
- Individual positioning of the power connection
- Spring clamp terminals for electrical connection without tools
- Louvred grill latch for fast filter mat replacement without tools



Performance diagram



- V = Volumetric flow (m³/h)
- ΔPst = Stat. pressure difference (Pa)
- = Resistance curve
Outlet filter SK 3243.200
- = old 50 Hz
Fan-and-filter unit SK 3326.xxx
- = new 50 Hz
Fan-and-filter unit SK 3243.xxx


Efficient Technology

- Air throughput from 20 to 700 m³/h
- New diagonal fan technology for greater pressure stability and constant air flows in use, even with a contaminated filter mat
- Minimum installation depth
- Flow-optimised air routing
- Extended service life of filter mats and thus longer maintenance intervals



Air Routing

- Intelligent symbiosis of radial and axial fan technology
- Air flow spreads diagonally from the fan, promoting a more even air distribution in the enclosure



TopTherm Fans and Filter Units


Air Throughout

Fan and Filter Mat	Outlet Filter	Width (B1) mm	Height (H1) mm	Depth (T2) mm	Air Flow Rate (m³/h) Unimpeded	Voltage (V) (50/60Hz)	Rated Current A
3237100	3237200	116.5	116.5	43	20/25	230	0.065/0.052
3237110	3237200	116.5	116.5	43	20/25	115	0.12/0.10
3237124	3237200	116.5	116.5	43	20	24 (DC)	0.125
3238100	3238200	148.5	148.5	58.5	55/66	230	0.12/0.11
3238110	3238200	148.5	148.5	58.5	55/66	115	0.24/0.22
3238124	3238200	148.5	148.5	58.5	55	24 (DC)	0.23
3239100	3239200	204	204	90	105/120	230	0.12/0.11
3239110	3239200	204	204	90	105/120	115	0.24/0.22
3239124	3239200	204	204	90	105	24 (DC)	0.23
3240100	3240200	255	255	107	180/160	230	0.21/0.19
3240110	3240200	255	255	107	180/160	115	0.42/0.38
3240124	3240200	255	255	107	180	24 (DC)	0.43
3241100	3240200	255	255	107	230/250	230	0.26/0.24
3241110	3240200	255	255	107	230/250	115	0.52/0.48
3241124	3240200	255	255	107	230	24 (DC)	0.78
3243100	3243200	323	323	118.5	550/600	230	0.37/0.39
3243110	3243200	323	323	118.5	550/600	115	0.75/0.80
3244100	3243200	323	323	130.5	700/770	230	0.43/0.60
3244110	3243200	323	323	130.5	700/770	115	0.9/1.25
3244140	3243200	323	323	130.5	700/770	400/460	0.17/0.21

Special voltages available on request. We reserve the right to make technical modifications, EMC fans/filters available.

Hose Proof Hood

Model No.	For Fan and Filter Unit	Width mm	Height mm	Depth mm
3237080	SK 3237...	150	230	40
3238080	SK 3238...	176	245	55
3239080	SK 3239...	233	330	55
3240080	SK 3240.../ SK 3241...	282	390	85
3243080	SK 3243.../ SK 3244...	350	480	110
3245080	SK 3245...	350	480	160




Standard fan/filter



Fan/filter with fine filter



Fan/filter with fine filter mat and hose proof hood

TopTherm Fans and Filter Units

Conversion Table New/Old

Output Class		20/25 m³/h	55/66 m³/h	105/120 m³/h	180/160 m³/h	230/250 m³/h	550/600 m³/h	700/770 m³/h
Cut-Out Dimensions (old=new)		92 x 92	124 x 124	177 x 177	224 x 224		292 x 292	
24V	new	3237124	3238124	3239124	3240124	3241124	-	-
	old	3321027	3322027	3323027	3324027	3325027	-	-
230V	new	3237100	3238100	3239100	3240100	3241100	3243100	3244100
	old	3321107	3322107	3323107	3324107	3325107	3326107	3327107
115V	new	3237110	3238110	3239110	3240110	3241110	3243110	3244110
	old	3321117	3322117	3323117	3324117	3325117	3326117	3327117
400V	new	-	-	-	-	-	-	3244140
	old	-	-	-	-	-	-	3327147
EMC Fan-and-Filter Unit 230V	new	3237600	3238600	3239600	3240600	3241600	3243600	3244600
	old	3321607	3322607	3323607	3324607	3325607	3326607	3327607
Outlet Filter	new	3237200	3238200	3239200	3240200		3243200	
	old	3321207	3322207	3323207	3325207		3326207	
EMC Outlet Filter	new	3237060	3238060	3239060	3240060		3243060	
	old	3321267	3322267	3323267	3325267		3326267	
Hose-Proof Hood	new	3237080	3238080	3239080	3240080		3243080	
	old	3321800	3322800	3323800	3324800		3326800	
Blanking Cover	new	3237020	3238020	3239020	3240020		3243020	
	old	-	-	-	-		-	
Standard Filter Mat (IP54)	new	3321700	3322700	3171100	3172100		3173100	
	old	3321700	3322700	3171100	3172100		3173100	3327700
Fine Filter Mat (IP55)	new	-	3238055	3181100	3182100		3183100	
	old	-	-	3181100	3182100		3183100	

Accessories


Air Duct System

Model No.	For Unit	Pack of
3286870	SK 3209.../ SK 3210.../ SK 3273.../ SK 3359.../ SK 3382.../ SK3383.../ SK 3384.../ SK 3385...	1
3286970	SK 3386.../ SK 3387...	1



Control/Regulation


Model No.	Description	Pack of
3110000	Thermostat	1
3118000	Hydrostat	1
3124100	SK Bus System	1



Accessories


Filter Mats

Model No.	For Unit	Dimensions mm	Pack of
3286110	SK 3302300/ SK 3302310	190 x 95 x 10	5
3286300	SK 3302.../ SK 3303.../ SK 3361...	265 x 200 x 10	5
3286400	SK 3304.../ SK 3305.../ SK 3328.../ SK 3329.../ SK 3332.../ SK3366...	344 x 268 x 10	5
3286500	SK 3273.../ SK 3382.../ SK 3383.../ SK 3384.../ SK 3385.../ SK 3359...	530 x 255 x 10	5
3286600	SK 3386.../ SK 3387...	720 x 300 x 10	5
3253010	SK 3377...	205 x 210 x 10	5




Metal Filters

Model No.	For Unit	Dimensions mm	Pack of
3286120	SK 3302300/ SK 3302310	190 x 95 x 10	1
3286310	SK 3302100 / SK 3302110 / SK 3303.../ SK 3361...	265 x 200 x 10	1
3286410	SK 3304.../ SK 3305.../ SK 3328.../ SK 3329.../ SK 3332.../ SK3366...	344 x 268 x 10	1
3286510	SK 3273.../ SK 3382.../ SK 3383.../ SK 3384.../ SK 3385.../ SK 3359...	530 x 255 x 10	1
3286610	SK 3386.../ SK 3387...	720 x 300 x 10	1
3253220	SK 3377...	255 x 200 x 10	1




Spare Filter Mats

Model No.	For Fan and Filter Unit	Filter Class DIN EN 779	Pack of
3321700	SK 3237...	G2	5
3322700	SK 3238...	G2	5
3171100	SK 3239...	G3	5
3172100	SK 3240.../ SK 3241...	G3	5
3173100	SK 3243.../ SK 3244...	G3	5



Fine Filter Mats


Model No.	For Fan and Filter Unit	Filter Class DIN EN 779	Pack of
3238055	SK 3238...	F5	5
3181100	SK 3239...	F5	5
3182100	SK 3240.../ SK 3241	F5	5
3183100	SK 3243.../ SK 3244.../ SK 3245...	F5	5



Accessories


Condensate Hose

Model No.	For Units	Hose Length
3301606	SK 3201...	5m
3301608	SK 3302.../ SK 320...	10m
3301610	SK 3303.../ SK 3361...	10m
3301612	SK 3273.../ SK 3304.../ SK 3305.../ SK 3328.../ SK 3329.../ SK 3332.../ SK 3359.../ SK 3366.../ SK 3377.../ SK 3382.../ SK 3383.../ SK 3384.../ SK 3385.../ SK 3386.../ SK 3387.../	10m



Blanking Cover

Model No.	For Fan and Filter Unit/ Outlet Filters	Packs Of
3237020	SK 3237...	2
3238020	SK 3238...	2
3239020	SK 3239...	2
3240020	SK 3240.../ SK 3241.../	2
3243020	SK 3243.../ SK 3244.../	2



The Three Stage Coating Process

Coating Process	Technical Properties	Technical Specifications									
1. Degreasing and Nanoceramic Coating	<ul style="list-style-type: none"> Improved corrosion protection through the provision of a closed, inorganic layer of high density in which nanoparticles are embedded Optimum paint adhesion as a result of the increased surface area Free from phosphates, solvents and toxic heavy metals Lower energy requirement: because no heating is necessary for the application Long term better protection devices 										
2. Anodic Dipcoat Priming	<p>Formation of even layers on all surfaces, edges and in cavities, which creates a high degree of corrosion protection during the build-up process.</p> <p>The primer is readily overpainted and is free from the heavy metals, chromate and silicone.</p>	<table border="1"> <tr> <td>Coat thickness</td> <td>approx. 20 µm</td> </tr> <tr> <td>Cupping index DIN53 156</td> <td>≥ 4 mm</td> </tr> <tr> <td>Bucholz hardness DIN53 153</td> <td>≥ 80</td> </tr> <tr> <td>Cross cutting DIN 53 151</td> <td>Gt 0</td> </tr> </table>	Coat thickness	approx. 20 µm	Cupping index DIN53 156	≥ 4 mm	Bucholz hardness DIN53 153	≥ 80	Cross cutting DIN 53 151	Gt 0	
Coat thickness	approx. 20 µm										
Cupping index DIN53 156	≥ 4 mm										
Bucholz hardness DIN53 153	≥ 80										
Cross cutting DIN 53 151	Gt 0										
Stove Enamelling											
3. Textured Powder Coating	<p>The distinguishing features of powder coating include a high level of mechanical resistance, excellent corrosion protection, good resistance to chemicals, temperature and weather, and its facility for decontamination.</p> <p>The primer is readily overpainted and is free from the heavy metals, chromate and silicone.</p>	<table border="1"> <tr> <td>Coat thickness (external hardness)</td> <td>approx. 50 - 70 µm</td> </tr> <tr> <td>Cupping index DIN53 156</td> <td>≥ 4 mm</td> </tr> <tr> <td>Bucholz hardness DIN53 153</td> <td>≥ 80</td> </tr> <tr> <td>Cross cutting DIN 53 151</td> <td>Gt 0</td> </tr> </table>	Coat thickness (external hardness)	approx. 50 - 70 µm	Cupping index DIN53 156	≥ 4 mm	Bucholz hardness DIN53 153	≥ 80	Cross cutting DIN 53 151	Gt 0	
Coat thickness (external hardness)	approx. 50 - 70 µm										
Cupping index DIN53 156	≥ 4 mm										
Bucholz hardness DIN53 153	≥ 80										
Cross cutting DIN 53 151	Gt 0										
Stove Enamelling											

Protection Categories to IEC 60 529 (EN 60 529)
















The IP protection category is characterised by two numbers.

Example of protection category e.g. IP 43:

IP Code Letters

4 First Characteristic Numeral

3 Second Characteristic Numeral

Degrees of Protection for Protection Against Contact and Foreign Bodies: First Characteristic Numeral			Degrees of Protection for Protection Against Water: Second Characteristic Numeral		
First Characteristic Numeral	Degree of Protection		Second Characteristic Numeral	Degree of Protection	
	Description	Explanation		Description	Explanation
	Protected against solid foreign objects with a diameter of 50 mm and greater	The object probe, a sphere 50 mm in diameter, must not penetrate fully*		Protected against vertically falling water	Vertically falling drops shall have no harmful effects.
	Protected against solid foreign objects with a diameter of 12.5 mm and greater	The object probe, a sphere 12.5 mm in diameter, must not penetrate fully* The articulated test finger may penetrate up to its length of 80 mm, but adequate distance must be adhered to		Protected against vertically falling water drops when the enclosure is tilted up to 15°	Vertically falling drops must not have any harmful effects when the enclosure is tilted up to 15° in both directions from the vertical
	Protected against solid foreign objects with a diameter of 2.5 mm and greater	The object probe, a sphere 2.5 mm in diameter, must not penetrate at all*		Protected against spraying water	Water sprayed at an angle of up to 60° on either side of the vertical must have no harmful effects
	Protected against solid foreign objects with a diameter of 1.0 mm and greater	The object probe, a sphere 1.0 mm in diameter, must not penetrate at all*		Protected against splashing water	Water splashed on the enclosure from every direction must not have any adverse effects
	Dust-protected	The ingress of dust at a partial vacuum of 20 mbar inside the enclosure		Protected against water jets	Water directed at the enclosure from every direction in a jet must not have any harmful effects
	Dust-tight	No ingress of dust at a partial vacuum of 20 mbar inside the enclosure		Protected against powerful water jets	Water directed at the enclosure from every direction in a powerful jet must not have any harmful effects
				Protected against the effects of temporary immersion in water	Water must not ingress to such an extent as to cause harmful effects when the enclosure is temporarily immersed in water under standardised pressure and time conditions
				Protected against the effects of continuous immersion in water	Water must not penetrate to such an extent as to cause adverse effects when the enclosure is permanently immersed in water under conditions which must be agreed between the manufacturer and the user. However, the conditions must be more difficult than for characteristic numeral 7
				9K**	Water directed at the enclosure from every direction under greatly increased pressure must not have any adverse effects

* The full diameter of the object probe must not pass through an opening of the enclosure.

** This test is not regulated by IEC 60529/09.2000 (EN 60 529/09.2000), but by DIN EN 40 050, part 9. Extracts from BS EN 60.259: 1991 are reproduced with the permission of BSI. Complete editions of the standards can be obtained from BSI Customer Services, 889 Chiswick High Road, London W4 4AL

Steinhauer ECab ModCentre


In-house access to one of only two superior Steinhauer Mod Centres Australia wide, Rittal's value added service allows modification to our extensive range of products with outstanding results.

Benefits/ Capabilities:

- Enclosure cut-outs/ holes
 - Tapped / threaded holes as specified
 - Push button position holes
- Modifications available for all steel products
- Modifications for brass and aluminium gland plates
- Modifications for prefabricated and post fabricated products
- Able to modify completed product
- Viewing windows for enclosures
- Creation of roller door enclosures
- Assembly to specification



Literature List



Catalogue 33

The complete range of Rittal solutions



Data Centre Solutions

The simple route to the perfect data centre



Solutions for Hazardous Area Applications

Rittal & Phoenix Contact's range of certified products for mining and petrochemical industries

HEAD OFFICE AUSTRALIA

130-140 Parraweena Road,
Miranda NSW 2228 Australia

T 1800 350 665

E customerservice@rittal.com.au

W rittal.com.au

rittaldatacentre.com.au

HEAD OFFICE NEW ZEALAND

21 Bell Road South,
Lower Hutt Wellington NZ


T 04 566 7630

E sales@rittal.co.nz

W rittal.co.nz

rittaldatacentre.co.nz

SYDNEY CANBERRA MELBOURNE BRISBANE ADELAIDE PERTH AUCKLAND WELLINGTON CHRISTCHURCH



ENCLOSURES

POWER DISTRIBUTION

CLIMATE CONTROL

IT INFRASTRUCTURE

SOFTWARE & SERVICES

