



# Electrical enclosures

Stock list and buyers guide




## Enclosures You Want – When You Need Them

At B-Line, we offer solutions to meet our customer requirements. From standard stock product to modified and custom enclosures, our Enclosure Experts are available to help you choose the enclosures you want, delivered in the time you need them.

### Broad Enclosure Product Offering

We understand customers require top of the line standard, modified and custom industrial and commercial enclosures. From small to large enclosures, we provide customers with virtually every finish, size, type and accessory to meet their enclosure product requirements.



- Meet or exceed UL, NEMA and CSA standards
- Commercial and Industrial environmental ratings
- Variety of finishes, sizes, types and accessories
- Solutions to support numerous end markets

### Local Availability with Quick Delivery

We partner with distributors throughout the United States to provide local availability no matter your location. With thousands of standard catalog items stocked in 15 nationwide locations, your enclosures arrive in the shortest time possible.



- Nationwide Availability
- 15 Stocking Locations
- Thousands of Stocked Products
- Quick Delivery

### Quality Products

Since the introduction of Circle AW Enclosures in 1946, B-Line has been manufacturing quality Enclosures and Wireway. Through significant capital investment, our state of the art US manufacturing facilities produce to world class standards that meet our customers' expectations.



- ISO 9001:2008 Certified
- Rigorous Quality Testing
- Manufactured in Sherman, TX





## Enclosure Experts

We understand that customers rely on the manufacturer to provide support before, during, and after the sale. That's why we have a staff of employees dedicated to support the needs of our enclosure customers.

- Enclosure Sales Managers
- Enclosure Quotes Specialists
- Engineering Design Specialists



## Ease of Doing Business

We have thousands of employees dedicated to Ease of Doing Business for our customers and measure our success by exceeding the customers' expectations. From ease of quotes and orders to on-time delivery, we aren't satisfied, if you aren't satisfied.

- EDI & VMI
- Website Tools
- User-Friendly Catalog
- CoSPEC<sup>SM</sup> Specifier Center



## Contact Cooper B-Line for Your Next Enclosure Project

### Eaton's B-Line Business

509 West Monroe Street  
Highland, IL 62249

Enclosure Hotline: 800-868-8152  
Email: EnclosuresTeam2@Eaton.com  
<http://www.bline.com/enclosures>

## Table of Contents

Type 1 Screw Cover Wireway..... 1	Type 12 Double Door Wall-Mount & Floor Standing Enclosure..... 23
Type 1 Hinge Cover Quick-Connect Wireway ..... 5	Type 12 Free Standing Enclosure..... 24
Type 3R EnviroSHIELD™ ..... 7	Type 4 JIC Enclosures ..... 24
Type 12 Lay-In Wireway ..... 8	Type 4 Premier Wall-Mount Enclosure ..... 25
Type 12 Feed Through Wireway ..... 9	Type 4 Wall-Mount Enclosures ..... 25
Type 4X Feed Through Wireway..... 10	Type 4X JIC Enclosure..... 27
Type 3R Wiring Trough ..... 11	Type 4 Double Door Wall-Mount & Floor Standing Enclosure..... 27
Type 12 Wiring Trough..... 12	Type 4 Free Standing Enclosure..... 27
Type 4X Wiring Trough..... 13	Type 4X Wall-Mount Enclosures..... 28
Type 1 Screw Cover Enclosure..... 13	Type 4X Premier Wall-Mount Enclosure ..... 29
Type 1 Hinge Cover Enclosure ..... 13	Type 4X Double Door Wall-Mount & Floor Standing Enclosure ..... 30
Type 3R Screw Cover Enclosure ..... 17	Type 4X Free Standing Enclosures..... 30
Type 3R Hinge Cover Enclosure..... 18	Type 4X Fiberglass Enclosures..... 31
Type 3 Screw Cover Gasket Enclosure ..... 18	Type 12 Disconnect Enclosure ..... 32
Type 1 Hinge Cover Panel Enclosure ..... 19	Type 12 Push Button Enclosures ..... 32
Type 1/3R Telephone Cabinets..... 20	Type 12 Consolets..... 32
Type 3R Hinge Cover Panel Enclosure..... 20	Climate Control ..... 33
Type 12 JIC Enclosures ..... 21	Accessories ..... 33
Type 12 Wall-Mount Enclosure..... 22	

**NOTICE**

B-Line reserves the right to change the specifications, materials, equipment, prices or the availability of products at any time without prior notice. While every effort has been made to assure the accuracy of information contained in this catalog at the time of publication, B-Line is not responsible for inaccuracies resulting from undetected errors or omissions.

UPC Number	Catalog Number	Description
		<p><b>Type 1 Screw Cover Wireway</b></p> <p>Schedule: A2 Subclass: AK1, AL1, Z40</p>
78205101127	22 C	WIREWAY CONNECTOR 2.5X2.5
78205101118	22 E	SC WIREWAY END 2.5X2.5
78205101120	22 E NK	SC WIREWAY END W/O KO 2.5X2.5
78205101279	22 FH	WIREWAY HANGER 2.5X2.5
78205101109	22 GF	WIREWAY END FLANGE 2.5X2.5
78205101280	22 L COMBO	SC WIREWAY ELBOW 2.5X2.5
78205101335	22 L SIDE	SC WIREWAY ELBOW 2.5X2.5
78205101354	22 LTX	SC 90° ELBOW-TEE-CROSS 2.5X2.5
78205101621	22120 G NK	120.00 SC STRAIGHT SECTION W/O KO
78205101609	2224 G NK	24.00 SC STRAIGHT SECTION W/O KO
78205101572	2236 G NK	36.00 STRAIGHT SECTION W/O KO
78205101340	2245 L COMBO	WIREWAY ELBOW 45° 2.5X2.5
78205101613	2248 G NK	48.00 SC STRAIGHT SECTION W/O KO
78205101615	2260 G NK	60.00 SC STRAIGHT SECTION W/O KO
78205110900	33 C	WIREWAY CONNECTOR 3X3
78205110800	33 E	SC WIREWAY END 3X3
78205130150	33 E NK	SC WIREWAY END W/O KO 3X3
78205110920	33 FH	WIREWAY HANGER 3X3
78205130160	33 FL IN	HC WIREWAY ELBOW INSIDE 3X3
78205130165	33 FL OUT	HC WIREWAY ELBOW OUTSIDE 3X3
78205130170	33 FL SIDE	HC WIREWAY ELBOW SIDE 3X3
78205110940	33 GF	WIREWAY END FLANGE 3X3

UPC Number	Catalog Number	Description
78205111000	33 L COMBO	SC WIREWAY ELBOW 3X3
78205110965	33 L SIDE	SC WIREWAY ELBOW 3X3
78205110970	33 T	SC WIREWAY TEE 3X3
78205130195	33120 G NK	120.00 SC STRAIGHT SECTION W/O KO
78205109854	33-12BK	BARRIER KIT, BOLT-ON
78205130210	3324 G NK	24.00 SC STRAIGHT SECTION W/O KO
78205130220	3336 G NK	36.00 SC STRAIGHT SECTION W/O KO
78205111050	3345 L COMBO	WIREWAY ELBOW 45° 3X3
78205111051	3345 L SIDE	WIREWAY ELBOW 45° 3X3
78205130230	3348 G NK	48.00 SC STRAIGHT SECTION W/O KO
78205110055	3360 G NK	60.00 SC STRAIGHT SECTION W/O KO
78205110901	44 C	WIREWAY CONNECTOR 4X4
78205110810	44 E	SC WIREWAY END 4X4
78205110811	44 E NK	SC WIREWAY END W/O KO 4X4
78205100645	44 EGV NK	GALV SC WIREWAY END W/O KO 4X4
78205110922	44 FH	WIREWAY HANGER 4X4
78205112402	44 FL IN	HC WIREWAY ELBOW INSIDE 4X4
78205112430	44 FL OUT	HC WIREWAY ELBOW OUTSIDE 4X4
78205112435	44 FL SIDE	HC WIREWAY ELBOW SIDE 4X4
78205110942	44 GF	WIREWAY END FLANGE 4X4
78205107641	44 GFGV	GALV WIREWAY END FLANGE 4X4
78205111002	44 L COMBO	SC WIREWAY ELBOW 4X4
78205100663	44 L COMBOGV	GALV SC WIREWAY ELBOW 4X4
78205111003	44 L SIDE	SC WIREWAY ELBOW 4X4
78205109688	44 L SWEEP	SC WIREWAY SWEEP ELBOW 4X4
78205113103	44 L SWEEPGV	GALV SC WIREWAY SWEEP ELBOW 4X4

UPC Number	Catalog Number	Description
78205113500	44 LTX	SC 90° ELBOW-TEE-CROSS 4X4
78205113482	44 LTXGV	GALV SC 90° ELBOW-TEE-CROSS 4X4
78205110972	44 T	SC WIREWAY TEE 4X4
78205100607	44 TGV	GALV SC WIREWAY TEE 4X4
78205111032	44 X	WIREWAY CROSS 4X4
78205110080	4412 G	12.00 SC STRAIGHT SECTION W/ KO
78205144016	4412 G NK	12.00 SC STRAIGHT SECTION W/O KO
78205100691	4412 GGV NK	12.00 GALV SC STRAIGHT SECTION W/O KO
78205110150	44120 G	120.00 SC STRAIGHT SECTION W/ KO
78205110155	44120 G NK	120.00 SC STRAIGHT SECTION W/O KO
78205100965	44120 GGV NK	120.00 GALV SC STRAIGHT SECTION W/O KO
78205110090	4418 G	18.00 SC STRAIGHT SECTION W/ KO
78205144180	4418 G NK	18.00 SC STRAIGHT SECTION W/O KO
78205100692	4418 GGV NK	18.00 GALV SC STRAIGHT SECTION W/O KO
78205110100	4424 G	24.00 SC STRAIGHT SECTION W/ KO
78205110101	4424 G NK	24.00 SC STRAIGHT SECTION W/O KO
78205100693	4424 GGV NK	24.00 GALV SC STRAIGHT SECTION W/O KO
78205110110	4436 G	36.00 SC STRAIGHT SECTION W/ KO
78205110111	4436 G NK	36.00 SC STRAIGHT SECTION W/O KO
78205100708	4436 GGV NK	36.00 GALV SC STRAIGHT SECTION W/O KO
78205111052	4445 L COMBO	WIREWAY ELBOW 45° 4X4
78205100621	4445 L COMBOGV	GALV WIREWAY ELBOW 45° 4X4
78205111053	4445 L SIDE	WIREWAY ELBOW 45° 4X4
78205110120	4448 G	48.00 SC STRAIGHT SECTION W/ KO
78205110121	4448 G NK	48.00 SC STRAIGHT SECTION W/O KO
78205100710	4448 GGV NK	48.00 GALV SC STRAIGHT SECTION W/O KO

UPC Number	Catalog Number	Description
78205110130	4460 G	60.00 SC STRAIGHT SECTION W/ KO
78205110135	4460 G NK	60.00 SC STRAIGHT SECTION W/O KO
78205100712	4460 GGV NK	60.00 GALV SC STRAIGHT SECTION W/O KO
78205111072	4466 FR	REDUCER 4X4 TO 6X6 WIREWAY
78205110140	4472 G	72.00 SC STRAIGHT SECTION W/ KO
78205144720	4472 G NK	72.00 SC STRAIGHT SECTION W/O KO
78205100775	4472 GGV NK	72.00 GALV SC STRAIGHT SECTION W/O KO
78205110903	66 C	WIREWAY CONNECTOR 6X6
78205110830	66 E	SC WIREWAY END 6X6
78205110831	66 E NK	SC WIREWAY END W/O KO 6X6
78205100649	66 EGV NK	GALV SC WIREWAY END W/O KO 6X6
78205110924	66 FH	WIREWAY HANGER 6X6
78205112404	66 FL IN	HC WIREWAY ELBOW INSIDE 6X6
78205112408	66 FL OUT	HC WIREWAY ELBOW OUTSIDE 6X6
78205112410	66 FL SIDE	HC WIREWAY ELBOW SIDE 6X6
78205110946	66 GF	WIREWAY END FLANGE 6X6
78205101001	66 GFGV	GALV WIREWAY END FLANGE 6X6
78205111006	66 L COMBO	SC WIREWAY ELBOW 6X6
78205100665	66 L COMBOGV	GALV SC WIREWAY ELBOW 6X6
78205112412	66 L SIDE	SC WIREWAY ELBOW 6X6
78205109690	66 L SWEEP	SC WIREWAY SWEEP ELBOW 6X6
78205113109	66 L SWEEP GV	GALV SC WIREWAY SWEEP ELBOW 6X6
78205113292	66 LTX	SC 90° ELBOW-TEE-CROSS 6X6
78205113484	66 LTXGV	GALV SC 90° ELBOW-TEE-CROSS 6X6
78205110976	66 T	SC WIREWAY TEE 6X6
78205100609	66 TGV	GALV SC WIREWAY TEE 6X6

UPC Number	Catalog Number	Description
78205111034	66 X	WIREWAY CROSS 6X6
78205110240	6612 G	12.00 SC STRAIGHT SECTION W/ KO
78205100153	6612 G NK	12.00 SC STRAIGHT SECTION W/O KO
78205100697	6612 GGV NK	12.00 GALV SC STRAIGHT SECTION W/O KO
78205110310	66120 G	120.00 SC STRAIGHT SECTION W/ KO
78205110315	66120 G NK	120.00 SC STRAIGHT SECTION W/O KO
78205100780	66120 GGV NK	120.00 GALV SC STRAIGHT SECTION W/O KO
78205110250	6618 G	18.00 SC STRAIGHT SECTION W/ KO
78205166128	6618 G NK	18.00 SC STRAIGHT SECTION W/O KO
78205100698	6618 GGV NK	18.00 GALV SC STRAIGHT SECTION W/O KO
78205110260	6624 G	24.00 SC STRAIGHT SECTION W/ KO
78205110261	6624 G NK	24.00 SC STRAIGHT SECTION W/O KO
78205100699	6624 GGV NK	24.00 GALV SC STRAIGHT SECTION W/O KO
78205110270	6636 G	36.00 SC STRAIGHT SECTION W/ KO
78205110271	6636 G NK	36.00 SC STRAIGHT SECTION W/O KO
78205100719	6636 GGV NK	36.00 GALV SC STRAIGHT SECTION W/O KO
78205111054	6645 L COMBO	WIREWAY ELBOW 45° 6X6
78205100623	6645 L COMBOGV	GALV WIREWAY ELBOW 45° 6X6
78205111055	6645 L SIDE	WIREWAY ELBOW 45° 6X6
78205110280	6648 G	48.00 SC STRAIGHT SECTION W/ KO
78205110281	6648 G NK	48.00 SC STRAIGHT SECTION W/O KO
78205100721	6648 GGV NK	48.00 GALV SC STRAIGHT SECTION W/O KO
78205110290	6660 G	60.00 SC STRAIGHT SECTION W/ KO
78205110292	6660 G NK	60.00 SC STRAIGHT SECTION W/O KO
78205100723	6660 GGV NK	60.00 GALV SC STRAIGHT SECTION W/O KO
78205110300	6672 G	72.00 SC STRAIGHT SECTION W/ KO

UPC Number	Catalog Number	Description
78205110301	6672 G NK	72.00 SC STRAIGHT SECTION W/O KO
78205100770	6672 GGV NK	72.00 GALV SC STRAIGHT SECTION W/O KO
78205111074	6688 FR	REDUCER 6X6 TO 8X8 WIREWAY
78205110905	88 C	WIREWAY CONNECTOR 8X8
78205110850	88 E	SC WIREWAY END 8X8
78205110851	88 E NK	SC WIREWAY END W/O KO 8X8
78205100651	88 EGV NK	GALV SC WIREWAY END W/O KO 8X8
78205110926	88 FH	WIREWAY HANGER 8X8
78205112406	88 FL IN	HC WIREWAY ELBOW INSIDE 8X8
78205112416	88 FL OUT	HC WIREWAY ELBOW OUTSIDE 8X8
78205112418	88 FL SIDE	HC WIREWAY ELBOW SIDE 8X8
78205110950	88 GF	WIREWAY END FLANGE 8X8
78205107438	88 GFGV	GALV WIREWAY END FLANGE 8X8
78205111010	88 L COMBO	SC WIREWAY ELBOW 8X8
78205100666	88 L COMBOGV	GALV SC WIREWAY ELBOW 8X8
78205112450	88 L SIDE	SC WIREWAY ELBOW 8X8
78205109691	88 L SWEEP	SC WIREWAY SWEEP ELBOW 8X8
78205113111	88 L SWEEPGV	GALV SC WIREWAY SWEEP ELBOW 8X8
78205113503	88 LTX	SC 90° ELBOW-TEE-CROSS 8X8
78205113485	88 LTXGV	GALV SC 90° ELBOW-TEE-CROSS 8X8
78205110980	88 T	SC WIREWAY TEE 8X8
78205100610	88 TGV	GALV SC WIREWAY TEE 8X8
78205111036	88 X	WIREWAY CROSS 8X8
78205110400	8812 G	12.00 SC STRAIGHT SECTION W/ KO
78205183030	8812 G NK	12.00 SC STRAIGHT SECTION W/O KO
78205110470	88120 G	120.00 SC STRAIGHT SECTION W/ KO

UPC Number	Catalog Number	Description
78205183033	88120 G NK	120.00 SC STRAIGHT SECTION W/O KO
78205100776	88120 GGV NK	120.00 GALV SC STRAIGHT SECTION W/O KO
78205110410	8818 G	18.00 SC STRAIGHT SECTION W/ KO
78205110411	8818 G NK	18.00 SC STRAIGHT SECTION W/O KO
78205110420	8824 G	24.00 SC STRAIGHT SECTION W/ KO
78205110421	8824 G NK	24.00 SC STRAIGHT SECTION W/O KO
78205100968	8824 GGV NK	24.00 GALV SC STRAIGHT SECTION W/O KO
78205110430	8836 G	36.00 SC STRAIGHT SECTION W/ KO
78205110432	8836 G NK	36.00 SC STRAIGHT SECTION W/O KO
78205100725	8836 GGV NK	36.00 GALV SC STRAIGHT SECTION W/O KO
78205111056	8845 L COMBO	WIREWAY ELBOW 45° 8X8
78205100624	8845 L COMBOGV	GALV WIREWAY ELBOW 45° 8X8
78205111057	8845 L SIDE	WIREWAY ELBOW 45° 8X8
78205110440	8848 G	48.00 SC STRAIGHT SECTION W/ KO
78205110441	8848 G NK	48.00 SC STRAIGHT SECTION W/O KO
78205100727	8848 GGV NK	48.00 GALV SC STRAIGHT SECTION W/O KO
78205110450	8860 G	60.00 SC STRAIGHT SECTION W/ KO
78205110451	8860 G NK	60.00 SC STRAIGHT SECTION W/O KO
78205100729	8860 GGV NK	60.00 GALV SC STRAIGHT SECTION W/O KO
78205110460	8872 G	72.00 SC STRAIGHT SECTION W/ KO
78205110465	8872 G NK	72.00 SC STRAIGHT SECTION W/O KO
78205100764	8872 GGV NK	72.00 GALV SC STRAIGHT SECTION W/O KO
78205110907	1010 C	WIREWAY CONNECTOR 10X10
78205110870	1010 E	SC WIREWAY END 10X10
78205110872	1010 E NK	SC WIREWAY END W/O KO 10X10
78205100653	1010 EGV NK	GALV SC WIREWAY END W/O KO 10X10

UPC Number	Catalog Number	Description
78205110873	1010 FH	WIREWAY HANGER 10X10
78205108125	1010 FL IN	HC WIREWAY ELBOW INSIDE 10X10
78205100154	1010 FL OUT	HC WIREWAY ELBOW OUTSIDE 10X10
78205108126	1010 FL SIDE	HC WIREWAY ELBOW SIDE 10X10
78205110954	1010 GF	WIREWAY END FLANGE 10X10
78205100999	1010 GFGV	GALV WIREWAY END FLANGE 10X10
78205111014	1010 L COMBO	SC WIREWAY ELBOW 10X10
78205100667	1010 L COMBOGV	GALV SC WIREWAY ELBOW 10X10
78205111016	1010 L SIDE	SC WIREWAY ELBOW 10X10
78205110984	1010 T	SC WIREWAY TEE 10X10
78205100611	1010 TGV	GALV SC WIREWAY TEE 10X10
78205100127	1010 X	WIREWAY CROSS 10X10
78205108130	101012 G NK	12.00 SC STRAIGHT SECTION W/O KO
78205109023	1010120 G NK	120.00 SC STRAIGHT SECTION W/O KO
78205109030	1010120 GGV NK	120.00 GALV SC STRAIGHT SECTION W/O KO
78205110992	101024 G NK	24.00 SC STRAIGHT SECTION W/O KO
78205100687	101024 GGV NK	24.00 GALV SC STRAIGHT SECTION W/O KO
78205110994	101036 G NK	36.00 SC STRAIGHT SECTION W/O KO
78205100731	101036 GGV NK	36.00 GALV STRAIGHT SECTION W/O KO
78205122450	101045 L COMBO	WIREWAY ELBOW 45° 10X10
78205100625	101045 L COMBOGV	GALV SC WIREWAY ELBOW 45° 10X10
78205122452	101045 L SIDE	WIREWAY ELBOW 45° 10X10
78205122454	101048 G NK	48.00 SC STRAIGHT SECTION W/O KO
78205100733	101048 GGV NK	48.00 GALV SC STRAIGHT SECTION W/O KO
78205122458	101060 G NK	60.00 SC STRAIGHT SECTION W/O KO
78205100735	101060 GGV NK	60.00 GALV SC STRAIGHT SECTION W/O KO



UPC Number	Catalog Number	Description
78205122460	101072 G NK	72.00 SC STRAIGHT SECTION W/O KO
78205110909	1212 C	WIREWAY CONNECTOR 12X12
78205110890	1212 E	SC WIREWAY END W/ KO 12X12
78205110893	1212 E NK	SC WIREWAY END W/O KO 12X12
78205100654	1212 EGV NK	GALV SC WIREWAY END W/O KO 12X12
78205110896	1212 FH	WIREWAY HANGER 12X12
78205108223	1212 FL IN	HC WIREWAY ELBOW INSIDE 12X12
78205108224	1212 FL OUT	HC WIREWAY ELBOW OUTSIDE 12X12
78205108225	1212 FL SIDE	HC WIREWAY ELBOW SIDE 12X12
78205110958	1212 GF	WIREWAY END FLANGE 12X12
78205101000	1212 GFGV	GALV WIREWAY END FLANGE 12X12
78205111018	1212 L COMBO	SC WIREWAY ELBOW 12X12
78205100668	1212 L COMBOGV	GALV SC WIREWAY ELBOW 12X12
78205111019	1212 L SIDE	SC WIREWAY ELBOW 12X12
78205110988	1212 T	SC WIREWAY TEE 12X12
78205100612	1212 TGV	GALV SC WIREWAY TEE 12X12
78205133600	1212 X	WIREWAY CROSS 12X12
78205108232	121212 G NK	12.00 SC STRAIGHT SECTION W/O KO
78205115377	121212 GGV NK	12.00 GALV SC STRAIGHT SECTION W/O KO
78205100598	1212120 G NK	120.00 SC STRAIGHT SECTION W/O KO
78205109034	1212120 GGV NK	120.00 GALV SC STRAIGHT SECTION W/O KO
78205110705	121224 G NK	24.00 SC STRAIGHT SECTION W/O KO
78205100685	121224 GGV NK	24.00 GALV SC STRAIGHT SECTION W/O KO
78205110715	121236 G NK	36.00 SC STRAIGHT SECTION W/O KO
78205100737	121236 GGV NK	36.00 GALV SC STRAIGHT SECTION W/O KO
78205133625	121245 L COMBO	WIREWAY ELBOW 45° 12X12


UPC Number	Catalog Number	Description
78205100626	121245 L COMBOGV	GALV SC WIREWAY ELBOW 450 12X12
78205133630	121245 L SIDE	WIREWAY ELBOW 450 12X12
78205110725	121248 G NK	48.00 SC STRAIGHT SECTION W/O KO
78205100739	121248 GGV NK	48.00 GALV SC STRAIGHT SECTION W/O KO
78205133650	121260 G NK	60.00 SC STRAIGHT SECTION W/O KO
78205100741	121260 GGV NK	60.00 GALV SC STRAIGHT SECTION W/O KO
78205133655	121272 G NK	72.00 SC STRAIGHT SECTION W/O KO
 <p><b>TYPE 1 HINGE COVER QUICK-CONNECT WIREWAY</b></p> <p><b>Schedule: A2 Subclass: HS1</b></p>		
78205147851	22 HSC	HINGE SCREW COVER WIREWAY, CONNECTOR, 2X2
78205154556	22 HSE NK	HS WWAY END NOKO 2X2
78205154557	22 HSF	WWAY END FLANGE 2X2
78205154734	22 HSL IN	HS WWAY ELBOW 2X2
78205154735	22 HSL OUT	HS WWAY ELBOW 2X2
78205154736	22 HSL SIDE	HS WWAY ELBOW 2X2
78205154737	22 HST	HS WWAY T 2X2
78205154738	22 HSX	HS WWAY CROSS 2X2
78205147897	22120 HSNK	HINGE SCREW COVER WIREWAY, NO KNOCKOUTS, 2X2X120
78205147893	2236 HSNK	HINGE SCREW COVER WIREWAY, NO KNOCKOUTS, 2X2X36
78205154739	2245 HSL COMBO	HS WWAY 45-ELBOW 2X2
78205147894	2248 HS NK	HINGE SCREW COVER WIREWAY, NO KNOCKOUTS, 2X2X48
78205147895	2260 HS NK	HINGE SCREW COVER WIREWAY, NO KNOCKOUTS, 2X2X60
78205147842	44 HSC	HINGE SCREW COVER WIREWAY, CONNECTOR HS 4X4
78205147942	44 HSCA	HINGE SCREW COVER WIREWAY, ADAPTOR HS 4X4

UPC Number	Catalog Number	Description
78205147947	44 HSENK	HINGE SCREW COVER WIREWAY, END NOKO 4X4
78205148029	44 HSF	HINGE SCREW COVER WIREWAY, END FLANGE 4X4
78205147985	44 HSLIN	HINGE SCREW COVER WIREWAY, ELBOW 4X4
78205147962	44 HSLOUT	HINGE SCREW COVER WIREWAY, ELBOW 4X4
78205148013	44 HSLSIDE	HINGE SCREW COVER WIREWAY, ELBOW 4X4
78205147999	44 HST	HINGE SCREW COVER WIREWAY, T 4X4
78205148008	44 HSX	HINGE SCREW COVER WIREWAY, CROSS 4X4
78205147898	4412 HSNK	HINGE SCREW COVER WIREWAY, NO KNOCKOUTS, 4X4X12
78205147905	44120 HSNK	HINGE SCREW COVER WIREWAY, NO KNOCKOUTS, 4X4X120
78205147900	4424 HSNK	HINGE SCREW COVER WIREWAY, NO KNOCKOUTS, 4X4X24
78205147901	4436 HSNK	HINGE SCREW COVER WIREWAY, NO KNOCKOUTS, 4X4X36
78205147973	4445 HSLCOMBO	HINGE SCREW COVER WIREWAY, 45-ELBOW 4X4
78205147902	4448 HSNK	HINGE SCREW COVER WIREWAY, NO KNOCKOUTS, 4X4X48
78205147903	4460 HSNK	HINGE SCREW COVER WIREWAY, NO KNOCKOUTS, 4X4X60
78205147904	4472 HSNK	HINGE SCREW COVER WIREWAY, NO KNOCKOUTS, 4X4X72
78205147846	66 HSC	HINGE SCREW COVER WIREWAY, CONNECTOR HS 6X6
78205147943	66 HSCA	HINGE SCREW COVER WIREWAY, ADAPTOR HS 6X6
78205147948	66 HSENK	HINGE SCREW COVER WIREWAY, END NOKO 6X6
78205148031	66 HSF	HINGE SCREW COVER WIREWAY, END FLANGE 6X6
78205147986	66 HSLIN	HINGE SCREW COVER WIREWAY, ELBOW 6X6
78205147963	66 HSLOUT	HINGE SCREW COVER WIREWAY, ELBOW 6X6
78205148014	66 HSLSIDE	HINGE SCREW COVER WIREWAY, ELBOW 6X6
78205148001	66 HST	HINGE SCREW COVER WIREWAY, T 6X6
78205148009	66 HSX	HINGE SCREW COVER WIREWAY, CROSS 6X6
78205147906	6612 HSNK	HINGE SCREW COVER WIREWAY, NO KNOCKOUTS, 6X6X12
78205147913	66120 HSNK	HINGE SCREW COVER WIREWAY, NO KNOCKOUTS, 6X6X120

UPC Number	Catalog Number	Description
78205147908	6624 HSNK	HINGE SCREW COVER WIREWAY, NO KNOCKOUTS, 6X6X24
78205147909	6636 HSNK	HINGE SCREW COVER WIREWAY, NO KNOCKOUTS, 6X6X36
78205147974	6645 HSLCOMBO	HINGE SCREW COVER WIREWAY, 45-ELBOW 6X6
78205147910	6648 HSNK	HINGE SCREW COVER WIREWAY, NO KNOCKOUTS, 6X6X48
78205147911	6660 HSNK	HINGE SCREW COVER WIREWAY, NO KNOCKOUTS, 6X6X60
78205147912	6672 HSNK	HINGE SCREW COVER WIREWAY, NO KNOCKOUTS, 6X6X72
78205147848	88 HSC	HINGE SCREW COVER WIREWAY, CONNECTOR HS 8X8
78205147944	88 HSCA	HINGE SCREW COVER WIREWAY, ADAPTOR HS 8X8
78205147949	88 HSENK	HINGE SCREW COVER WIREWAY, END NOKO 8X8
78205148032	88 HSF	HINGE SCREW COVER WIREWAY, END FLANGE 8X8
78205147987	88 HSLIN	HINGE SCREW COVER WIREWAY, ELBOW 8X8
78205147964	88 HSLOUT	HINGE SCREW COVER WIREWAY, ELBOW 8X8
78205148015	88 HSLSIDE	HINGE SCREW COVER WIREWAY, ELBOW 8X8
78205148002	88 HST	HINGE SCREW COVER WIREWAY, T 8X8
78205148010	88 HSX	HINGE SCREW COVER WIREWAY, CROSS 8X8
78205147922	88120 HSNK	HINGE SCREW COVER WIREWAY, NO KNOCKOUTS, 8X8X120
78205147916	8824 HSNK	HINGE SCREW COVER WIREWAY, NO KNOCKOUTS, 8X8X24
78205147917	8836 HSNK	HINGE SCREW COVER WIREWAY, NO KNOCKOUTS, 8X8X36
78205147975	8845 HSL-COMBO	HINGE SCREW COVER WIREWAY, 45-ELBOW 8X8
78205147918	8848 HSNK	HINGE SCREW COVER WIREWAY, NO KNOCKOUTS, 8X8X48
78205147919	8860 HSNK	HINGE SCREW COVER WIREWAY, NO KNOCKOUTS, 8X8X60
78205147920	8872 HSNK	HINGE SCREW COVER WIREWAY, NO KNOCKOUTS, 8X8X72
78205147850	1212 HSC	HINGE SCREW COVER WIREWAY, CONNECTOR HS 12X12
78205147951	1212 HSENK	HINGE SCREW COVER WIREWAY, END NOKO 12X12
78205148034	1212 HSF	HINGE SCREW COVER WIREWAY, END FLANGE 12X12
78205147966	1212 HSL OUT	HS WW ELBOW OUTSIDE 12X12


UPC Number	Catalog Number	Description
78205147989	1212 HSLIN	HINGE SCREW COVER WIREWAY, ELBOW 12X12
78205148017	1212 HSLSIDE	HINGE SCREW COVER WIREWAY, ELBOW 12X12
78205148004	1212 HST	HINGE SCREW COVER WIREWAY, T 12X12
78205148012	1212 HSX	HINGE SCREW COVER WIREWAY, CROSS 12X12
78205147939	1212120 HSNK	HINGE SCREW COVER WIREWAY, NO KNOCKOUTS, 12X12X120
78205147934	121224 HSNK	HINGE SCREW COVER WIREWAY, NO KNOCKOUTS, 12X12X24
78205147935	121236 HSNK	HINGE SCREW COVER WIREWAY, NO KNOCKOUTS, 12X12X36
78205147979	121245 HSL COMBO	HINGE SCREW COVER WIREWAY, 45-ELBOW 12X12
78205147936	121248 HSNK	HINGE SCREW COVER WIREWAY, NO KNOCKOUTS, 12X12X48
78205147937	121260 HSNK	HINGE SCREW COVER WIREWAY, NO KNOCKOUTS, 12X12X60
 <p><b>TYPE 3R ENVIROSHIELD HINGE COVER QUICK-CONNECT WIREWAY</b></p> <p><b>Schedule: A2 Subclass: RHS</b></p>		
78205164080	44120-3RAHS NK	HC WW 4X4X120 N3R NOKO AL
78205164074	44120-3RHS NK	HC WW 4X4X120 N3R NOKO GRY
78205162739	4412-3RAHS NK	HC WW 4X4X12 N3R NOKO AL
78205162735	4412-3RHS NK	HC WW 4X4X12 N3R NOKO GRY
78205162749	44-3RAHSC	HC WW CONNECTOR 4X4 N3R AL
78205162753	44-3RAHSE NK	HC WW END 4X4 N3R NOKO AL
78205165778	44-3RAHSF	HC WW END FLANGE 4X4 N3R AL
78205164087	44-3RAHSL SIDE	HC WW ELBOW SIDE 90° 4X4 N3R AL
78205162746	44-3RAHST	HC WW TEE 4X4 N3R AL
78205166554	44-3RBKA	BARRIER KIT, 60" BOLT-ON, AL
78205162747	44-3RHSC	HC WW CONNECTOR 4X4 N3R
78205162751	44-3RHSE NK	HC WW END 4X4 N3R NOKO GRY


UPC Number	Catalog Number	Description
78205165777	44-3RHSF	HC WW END FLANGE 4X4 N3R GRY
78205162743	44-3RHSL SIDE	HC WW ELBOW SIDE 90° 4X4 N3R GRY
78205162745	44-3RHST	HC WW TEE 4X4 N3R GRY
78205166177	4460-3RAHS NK	HC WW 4X4X60 N3R NOKO AL
78205166217	4460-3RHS NK	HC WW 4X4X60 N3R NOKO GRY
78205164082	66120-3RAHS NK	HC WW 6X6X120 N3R NOKO AL
78205164076	66120-3RHS NK	HC WW 6X6X120 N3R NOKO GRY
78205165979	6612-3RAHS NK	HC WW 6X6X12 N3R NOKO AL
78205165978	6612-3RHS NK	HC WW 6X6X12 N3R NOKO GRY
78205162750	66-3RAHSC	HC WW CONNECTOR 6X6 N3R AL
78205162754	66-3RAHSE NK	HC WW END 6X6 N3R NOKO AL
78205165779	66-3RAHSF	HC WW END FLANGE 6X6 N3R AL
78205164088	66-3RAHSL SIDE	HC WW ELBOW SIDE 90° 6X6 N3R AL
78205165783	66-3RAHST	HC WW TEE 6X6 N3R AL
78205166555	66-3RBKA	BARRIER KIT, 60" BOLT-ON, AL
78205162748	66-3RHSC	HC WW CONNECTOR 6X6 N3R
78205162752	66-3RHSE NK	HC WW END 6X6 N3R NOKO GRY
78205166230	66-3RHSF	HC WW END FLANGE 6X6 N3R GRY
78205162744	66-3RHSL SIDE	HC WW ELBOW SIDE 90° 6X6 N3R GRY
78205166207	66-3RHST	HC WW TEE 6X6 N3R GRY
78205162741	6660-3RAHS NK	HC WW 6X6X60 N3R NOKO AL
78205162737	6660-3RHS NK	HC WW 6X6X60 N3R NOKO GRY
78205165796	6688-3RSCR	HC WW REDUCER 6X6 TO 8X8 N3R AL
78205166240	6688-3RSCR	HC WW REDUCER 6X6 TO 8X8 N3R AL
78205164091	88120-3RAHS NK	HC WW 8X8X120 N3R NOKO AL
78205164078	88120-3RHS NK	HC WW 8X8X120 N3R NOKO GRY

UPC Number	Catalog Number	Description
78205166232	8812-3RAHS NK	HC WW 8X8X12 N3R NOKO AL
78205166229	8812-3RHS NK	HC WW 8X8X12 N3R NOKO GRY
78205164090	88-3RAHSC	HC WW CONNECTOR 8X8 N3R AL
78205166234	88-3RAHSE NK	HC WW END 8X8 N3R NOKO AL
78205166235	88-3RAHSF	HC WW END FLANGE 8X8 N3R AL
78205164089	88-3RAHSL SIDE	HC WW ELBOW SIDE 90° 8X8 N3R AL
78205166236	88-3RAHST	HC WW TEE 8X8 N3R AL
78205166556	88-3RBKA	BARRIER KIT, 60" BOLT-ON, AL
78205164086	88-3RHSC	HC WW CONNECTOR 8X8 N3R
78205165780	88-3RHSE NK	HC WW END 8X8 N3R NOKO GRY
78205165776	88-3RHSF	HC WW END FLANGE 8X8 N3R GRY
78205164084	88-3RHSL SIDE	HC WW ELBOW SIDE 90° 8X8 N3R GRY
78205165784	88-3RHST	HC WW TEE 8X8 N3R GRY
78205166233	8860-3RAHS NK	HC WW 8X8X60 N3R NOKO AL
78205165773	8860-3RHS NK	HC WW 8X8X60 N3R NOKO GRY
 <p><b>TYPE 12 LAY-IN WIREWAY</b></p> <p><b>Schedule: C2 Subclass: D90</b></p>		
78205100477	22-12BK	BARRIER KIT, BOLT-ON
78205100384	22-12LCP	NEMA 12 LAY-IN WIREWAY CLOSURE PLATE
78205100425	4404-12LW	NEMA 12 LAY-IN WIREWAY 4.00 STR SECTION
78205100430	4406-12LW	NEMA 12 LAY-IN WIREWAY 6.00 STR SECTION
78205100458	44120-12LW	NEMA 12 LAY-IN WIREWAY 120.00 STR SECTION
78205100435	4412-12LW	NEMA 12 LAY-IN WIREWAY 12.00 STR SECTION
78205140528	44-12BK	BARRIER KIT, BOLT-ON


UPC Number	Catalog Number	Description
78205100469	44-12LBC	NEMA 12 LAY-IN WIREWAY BOX CONNECTOR
78205100383	44-12LBH	NEMA 12 LAY-IN WIREWAY HANGER, BRACKET
78205100385	44-12LCP	NEMA 12 LAY-IN WIREWAY CLOSURE PLATE
78205100380	44-12LE45A	NEMA 12 LAY-IN WIREWAY 45 ELBOW, TOP OPEN
78205100398	44-12LE9A	NEMA 12 LAY-IN WIREWAY 90 ELBOW, TOP OPEN
78205100539	44-12LE9B	NEMA 12 LAY-IN WIREWAY 90 ELBOW, INSIDE OPEN
78205100544	44-12LE9C	NEMA 12 LAY-IN WIREWAY 90 ELBOW, OUTSIDE OPEN
78205100463	44-12LSP	NEMA 12 LAY-IN WIREWAY SEALING PLATE
78205100508	44-12LTA	NEMA 12 LAY-IN WIREWAY TEE, TOP OPEN
78205100534	44-12LTF	NEMA 12 LAY-IN WIREWAY TELESCOPIC FITTING, LAY-IN
78205100553	44-12LTSC	NEMA 12 LAY-IN WIREWAY 12 TRANS WIREWAY, CW
78205100549	44-12LTSCC	NEMA 12 LAY-IN WIREWAY 12 TRANS WIREWAY, CCW
78205100440	4424-12LW	NEMA 12 LAY-IN WIREWAY 24.00 STR SECTION
78205100444	4436-12LW	NEMA 12 LAY-IN WIREWAY 36.00 STR SECTION
78205100448	4448-12LW	NEMA 12 LAY-IN WIREWAY 48.00 STR SECTION
78205100453	4460-12LW	NEMA 12 LAY-IN WIREWAY 60.00 STR SECTION
78205100426	6604-12LW	NEMA 12 LAY-IN WIREWAY 4.00 STR SECTION
78205100431	6606-12LW	NEMA 12 LAY-IN WIREWAY 6.00 STR SECTION
78205100459	66120-12LW	NEMA 12 LAY-IN WIREWAY 120.00 STR SECTION
78205100436	6612-12LW	NEMA 12 LAY-IN WIREWAY 12.00 STR SECTION
78205140508	66-12BK	BARRIER KIT, BOLT-ON
78205100470	66-12LBC	NEMA 12 LAY-IN WIREWAY BOX CONNECTOR
78205100376	66-12LBH	NEMA 12 LAY-IN WIREWAY HANGER, BRACKET
78205100388	66-12LCP	NEMA 12 LAY-IN WIREWAY CLOSURE PLATE
78205100403	66-12LE45A	NEMA 12 LAY-IN WIREWAY 45 ELBOW, TOP OPEN
78205100399	66-12LE9A	NEMA 12 LAY-IN WIREWAY 90 ELBOW, TOP OPEN

UPC Number	Catalog Number	Description
78205100540	66-12LE9B	NEMA 12 LAY-IN WIREWAY 90 ELBOW, INSIDE OPEN
78205100545	66-12LE9C	NEMA 12 LAY-IN WIREWAY 90 ELBOW, OUTSIDE OPEN
78205100464	66-12LSP	NEMA 12 LAY-IN WIREWAY SEALING PLATE
78205100509	66-12LTA	NEMA 12 LAY-IN WIREWAY TEE, TOP OPEN
78205100535	66-12LTF	NEMA 12 LAY-IN WIREWAY TELESCOPIC FITTING, LAY-IN
78205100441	6624-12LW	NEMA 12 LAY-IN WIREWAY 24.00 STR SECTION
78205100445	6636-12LW	NEMA 12 LAY-IN WIREWAY 36.00 STR SECTION
78205100449	6648-12LW	NEMA 12 LAY-IN WIREWAY 48.00 STR SECTION
78205100454	6660-12LW	NEMA 12 LAY-IN WIREWAY 60.00 STR SECTION
78205100460	88120-12LW	NEMA 12 LAY-IN WIREWAY 120.00 STR SECTION
78205100437	8812-12LW	NEMA 12 LAY-IN WIREWAY 12.00 STR SECTION
78205140386	88-12BK	BARRIER KIT, BOLT-ON
78205100471	88-12LBC	NEMA 12 LAY-IN WIREWAY BOX CONNECTOR
78205100372	88-12LBH	NEMA 12 LAY-IN WIREWAY HANGER, BRACKET
78205100387	88-12LCP	NEMA 12 LAY-IN WIREWAY CLOSURE PLATE
78205100404	88-12LE45A	NEMA 12 LAY-IN WIREWAY 45 ELBOW, TOP OPEN
78205100400	88-12LE9A	NEMA 12 LAY-IN WIREWAY 90 ELBOW, TOP OPEN
78205100546	88-12LE9C	NEMA 12 LAY-IN WIREWAY 90 ELBOW, OUTSIDE OPEN
78205100465	88-12LSP	NEMA 12 LAY-IN WIREWAY SEALING PLATE
78205100510	88-12LTA	NEMA 12 LAY-IN WIREWAY TEE, TOP OPEN
78205100536	88-12LTF	NEMA 12 LAY-IN WIREWAY TELESCOPIC FITTING, LAY-IN
78205100378	8824-12LW	NEMA 12 LAY-IN WIREWAY 24.00 STR SECTION
78205100379	8836-12LW	NEMA 12 LAY-IN WIREWAY 36.00 STR SECTION
78205100450	8848-12LW	NEMA 12 LAY-IN WIREWAY 48.00 STR SECTION
78205100455	8860-12LW	NEMA 12 LAY-IN WIREWAY 60.00 STR SECTION
78205107152	1010-12BK	BARRIER KIT, BOLT-ON

UPC Number	Catalog Number	Description
78205111647	1212-12BK	BARRIER KIT, BOLT-ON
		<p><b>TYPE 12 FEED THROUGH WIREWAY</b></p> <p>Schedule: C2 Subclass: DAO</p>
78205110935	44120-12FW	NEMA 12 120.00 FEED-THROUGH STR SECTION
78205110930	4412-12FW	NEMA 12 12.00 FEED-THROUGH STR SECTION
78205140530	44-12BH	NEMA 12 FEED-THROUGH HANGER, BRACKET
78205110835	44-12FBC	NEMA 12 FEED-THROUGH BOX CONNECTOR
78205110915	44-12FCP	NEMA 12 FEED-THROUGH CLOSURE PLATE
78205110855	44-12FE45	NEMA 12 FEED-THROUGH 45 ELBOW
78205132464	44-12FE9	NEMA 12 FEED-THROUGH 90 ELBOW
78205117369	44-12FFF	NEMA 12 FLEXIBLE FITTING
78205110865	44-12FGK	NEMA 12 FEED-THROUGH GASKET KIT
78205110825	44-12FTF	NEMA 12 FEED-THROUGH TELESCOPIC FITTING
78205110945	4424-12FW	NEMA 12 24.00 FEED-THROUGH STR SECTION
78205110955	4436-12FW	NEMA 12 36.00 FEED-THROUGH STR SECTION
78205110960	4448-12FW	NEMA 12 48.00 FEED-THROUGH STR SECTION
78205110975	4460-12FW	NEMA 12 60.00 FEED-THROUGH STR SECTION
78205132492	66120-12FW	NEMA 12 120.00 FEED-THROUGH STR SECTION
78205132490	6612-12FW	NEMA 12 12.00 FEED-THROUGH STR SECTION
78205140510	66-12BH	NEMA 12 FEED-THROUGH HANGER, BRACKET
78205111015	66-12FBC	NEMA 12 FEED-THROUGH BOX CONNECTOR
78205111120	66-12FCP	NEMA 12 FEED-THROUGH CLOSURE PLATE
78205111045	66-12FE45	NEMA 12 FEED-THROUGH 45 ELBOW
78205111075	66-12FE9	NEMA 12 FEED-THROUGH 90 ELBOW

UPC Number	Catalog Number	Description
78205111085	66-12FGK	NEMA 12 FEED-THROUGH GASKET KIT
78205110995	66-12FTF	NEMA 12 FEED-THROUGH TELESCOPIC FITTING
78205111150	6624-12FW	NEMA 12 24.00 FEED-THROUGH STR SECTION
78205111155	6636-12FW	NEMA 12 36.00 FEED-THROUGH STR SECTION
78205111160	6648-12FW	NEMA 12 48.00 FEED-THROUGH STR SECTION
78205111165	6660-12FW	NEMA 12 60.00 FEED-THROUGH STR SECTION
78205111255	88120-12FW	NEMA 12 120.00 FEED-THROUGH STR SECTION
78205111250	8812-12FW	NEMA 12 12.00 FEED-THROUGH STR SECTION
78205140388	88-12BH	NEMA 12 FEED-THROUGH HANGER, BRACKET
78205111180	88-12FBC	NEMA 12 FEED-THROUGH BOX CONNECTOR
78205111230	88-12FCP	NEMA 12 FEED-THROUGH CLOSURE PLATE
78205111190	88-12FE45	NEMA 12 FEED-THROUGH 45 ELBOW
78205111195	88-12FE9	NEMA 12 FEED-THROUGH 90 ELBOW
78205111200	88-12FGK	NEMA 12 FEED-THROUGH GASKET KIT
78205111225	88-12FN6	NEMA 12 6 FEED-THROUGH NIPPLE
78205111175	88-12FTF	NEMA 12 FEED-THROUGH TELESCOPIC FITTING
78205111260	8824-12FW	NEMA 12 24.00 FEED-THROUGH STR SECTION
78205111265	8836-12FW	NEMA 12 36.00 FEED-THROUGH STR SECTION
78205111270	8848-12FW	NEMA 12 48.00 FEED-THROUGH STR SECTION
78205111275	8860-12FW	NEMA 12 60.00 FEED-THROUGH STR SECTION
		<p><b>TYPE 4X FEED THROUGH WIREWAY</b></p> <p><b>Schedule: C2</b> <b>Subclass: Z70</b></p>
78205113430	44120-4XSWF	NEMA 4X 120.00 FEED-THROUGH WIREWAY SECTION
78205113425	4412-4XSWF	NEMA 4X 12.00 FEED-THROUGH WIREWAY SECTION

UPC Number	Catalog Number	Description
78205113426	4424-4XSWF	NEMA 4X 24.00 FEED-THROUGH WIREWAY SECTION
78205113427	4436-4XSWF	NEMA 4X 36.00 FEED-THROUGH WIREWAY SECTION
78205113428	4448-4XSWF	NEMA 4X 48.00 FEED-THROUGH WIREWAY SECTION
78205113431	44-4XSBH	NEMA 4X FEED-THROUGH HANGER, BRACKET
78205113432	44-4XSDH	NEMA 4X FEED-THROUGH HANGER, DROP
78205113433	44-4XSFBC	NEMA 4X FEED-THROUGH BOX CONNECTOR
78205113435	44-4XSFCF	NEMA 4X FEED-THROUGH CUT-OFF FITTING
78205113449	44-4XSFCP	NEMA 4X FEED-THROUGH CLOSURE PLATE
78205113437	44-4XSFE45	NEMA 4X FEED-THROUGH 45 ELBOW
78205113438	44-4XSFE9	NEMA 4X FEED-THROUGH 90 ELBOW
78205117372	44-4XSFFF	NEMA 4X FEED-THROUGH FLEXIBLE FITTING
78205113439	44-4XSFGK	NEMA 4X FEED-THROUGH GASKET KIT
78205113442	44-4XSFN3	NEMA 4X FEED-THROUGH 3 NIPPLE
78205113444	44-4XSFT	NEMA 4X FEED-THROUGH TEE
78205113445	44-4XSFTF	NEMA 4X FEED-THROUGH TELESCREW COVEROPIC FITTING
78205113429	4460-4XSWF	NEMA 4X 60.00 FEED-THROUGH WIREWAY SECTION
78205113453	66120-4XSWF	NEMA 4X FEED-THROUGH 120.00 WIREWAY SECTION
78205113446	6612-4XSWF	NEMA 4X FEED-THROUGH 12.00 WIREWAY SECTION
78205113447	6624-4XSWF	NEMA 4X FEED-THROUGH 24.00 WIREWAY SECTION
78205113450	6636-4XSWF	NEMA 4X FEED-THROUGH 36.00 WIREWAY SECTION
78205113451	6648-4XSWF	NEMA 4X FEED-THROUGH 48.00 WIREWAY SECTION
78205113454	66-4XSBH	NEMA 4X FEED-THROUGH HANGER, BRACKET
78205113455	66-4XSDH	NEMA 4X FEED-THROUGH HANGER, DROP
78205113456	66-4XSFBC	NEMA 4X FEED-THROUGH BOX CONNECTOR
78205113458	66-4XSFCF	NEMA 4X FEED-THROUGH CUT-OFF FITTING
78205113459	66-4XSFCP	NEMA 4X FEED-THROUGH CLOSURE PLATE

UPC Number	Catalog Number	Description
78205113460	66-4XSFE45	NEMA 4X FEED-THROUGH 45 ELBOW
78205113461	66-4XSFE9	NEMA 4X FEED-THROUGH 90 ELBOW
78205117373	66-4XSFFF	NEMA 4X FEED-THROUGH FLEXIBLE FITTING
78205113462	66-4XSFGK	NEMA 4X FEED-THROUGH GASKET KIT
78205113466	66-4XSFN6	NEMA 4X FEED-THROUGH 6 NIPPLE
78205113467	66-4XSFT	NEMA 4X FEED-THROUGH TEE
78205113468	66-4XSFTF	NEMA 4X FEED-THROUGH TELESCOPIC FITTING
78205113452	6660-4XSFW	NEMA 4X FEED-THROUGH 60.00 WIREWAY SECTION
 <p><b>TYPE 3R WIRING TROUGH</b></p> <p>Schedule: A2 Subclass: AM1, Z50</p>		
78205114060	4412 GRT	12.00 N3R SC STRAIGHT SECTION W/ KO
78205144018	4412 GRT NK	12.00 N3R SC STRAIGHT SECTION W/O KO
78205100826	4412 GRTGV NK	12.00 GALV N3R SC STRAIGHT SECTION W/O KO
78205101022	44120 GRT NK	120.00 N3R SC STRAIGHT SECTION W/O KO
78205114063	4418 GRT	18.00 N3R SC STRAIGHT SECTION W/ KO
78205144182	4418 GRT NK	18.00 N3R SC STRAIGHT SECTION W/O KO
78205114070	4424 GRT	24.00 N3R SC STRAIGHT SECTION W/ KO
78205114071	4424 GRT NK	24.00 N3R SC STRAIGHT SECTION W/O KO
78205100824	4424 GRTGV NK	24.00 GALV N3R SC STRAIGHT SECTION W/O KO
78205114077	4436 GRT	36.00 N3R SC STRAIGHT SECTION W/ KO
78205114078	4436 GRT NK	36.00 N3R SC STRAIGHT SECTION W/O KO
78205100823	4436 GRTGV NK	36.00 GALV N3R SC STRAIGHT SECTION W/O KO
78205114084	4448 GRT	48.00 N3R SC STRAIGHT SECTION W/ KO
78205114085	4448 GRT NK	48.00 N3R SC STRAIGHT SECTION W/O KO

UPC Number	Catalog Number	Description
78205100822	4448 GRTGV NK	48.00 GALV N3R SC STRAIGHT SECTION W/O KO
78205114091	4460 GRT	60.00 N3R SC STRAIGHT SECTION W/ KO
78205114092	4460 GRT NK	60.00 N3R SC STRAIGHT SECTION W/O KO
78205114098	4472 GRT	72.00 N3R SC STRAIGHT SECTION W/ KO
78205114099	4472 GRT NK	72.00 N3R SC STRAIGHT SECTION W/O KO
78205114181	6612 GRT	12.00 N3R SC STRAIGHT SECTION W/ KO
78205166124	6612 GRT NK	12.00 N3R SC STRAIGHT SECTION W/O KO
78205100813	6612 GRTGV NK	12.00 GALV N3R SC STRAIGHT SECTION W/O KO
78205100368	66120 GRT NK	120.00 N3R SC STRAIGHT SECTION W/O KO
78205114183	6618 GRT	18.00 N3R SC STRAIGHT SECTION W/ KO
78205166130	6618 GRT NK	18.00 N3R SC STRAIGHT SECTION W/O KO
78205114190	6624 GRT	24.00 N3R SC STRAIGHT SECTION W/ KO
78205114191	6624 GRT NK	24.00 N3R SC STRAIGHT SECTION W/O KO
78205100811	6624 GRTGV NK	24.00 GALV N3R SC STRAIGHT SECTION W/O KO
78205114197	6636 GRT	36.00 N3R SC STRAIGHT SECTION W/ KO
78205166138	6636 GRT NK	36.00 N3R SC STRAIGHT SECTION W/O KO
78205100810	6636 GRTGV NK	36.00 GALV N3R SC STRAIGHT SECTION W/O KO
78205114204	6648 GRT	48.00 N3R SC STRAIGHT SECTION W/ KO
78205114205	6648 GRT NK	48.00 N3R SC STRAIGHT SECTION W/O KO
78205100809	6648 GRTGV NK	48.00 GALV N3R SC STRAIGHT SECTION W/O KO
78205114211	6660 GRT	60.00 N3R SC STRAIGHT SECTION W/ KO
78205114212	6660 GRT NK	60.00 N3R SC STRAIGHT SECTION W/O KO
78205100808	6660 GRTGV NK	60.00 GALV N3R SC STRAIGHT SECTION W/O KO
78205114218	6672 GRT	72.00 N3R SC STRAIGHT SECTION W/ KO
78205114219	6672 GRT NK	72.00 N3R SC STRAIGHT SECTION W/O KO
78205100807	6672 GRTGV NK	72.00 GALV N3R SC STRAIGHT SECTION W/O KO

UPC Number	Catalog Number	Description
78205110755	6696 GRT NK	96.00 N3R SC STRAIGHT SECTION W/O KO
78205132514	8812 GRT NK	12.00 N3R SC STRAIGHT SECTION W/O KO
78205183036	88120 GRT NK	120.00 N3R SC STRAIGHT SECTION W/O KO
78205188180	8818 GRT NK	18.00 N3R SC STRAIGHT SECTION W/O KO
78205188240	8824 GRT NK	24.00 GALV N3R SC STRAIGHT SECTION W/O KO
78205100804	8824 GRTGV NK	24.00 GALV GALV N3R SC STRAIGHT SECTION W/O KO
78205114316	8836 GRT NK	36.00 N3R SC STRAIGHT SECTION W/O KO
78205100803	8836 GRTGV NK	36.00 GALV N3R SC STRAIGHT SECTION W/O KO
78205114322	8848 GRT NK	48.00 N3R SC STRAIGHT SECTION W/O KO
78205100802	8848 GRTGV NK	48.00 GALV N3R SC STRAIGHT SECTION W/O KO
78205114330	8860 GRT NK	60.00 N3R SC STRAIGHT SECTION W/O KO
78205188720	8872 GRT NK	72.00 N3R SC STRAIGHT SECTION W/O KO
78205114338	8896 GRT NK	96.00 N3R SC STRAIGHT SECTION W/O KO
78205110750	101024 GRT NK	24.00 N3R SC STRAIGHT SECTION W/O KO
78205110750	101024 GRT NK	24.00 N3R SC STRAIGHT SECTION W/O KO
78205114426	101036 GRT NK	36.00 N3R SC STRAIGHT SECTION W/O KO
78205114426	101036 GRT NK	36.00 N3R SC STRAIGHT SECTION W/O KO
78205114433	101048 GRT NK	48.00 N3R SC STRAIGHT SECTION W/O KO
78205114433	101048 GRT NK	48.00 N3R SC STRAIGHT SECTION W/O KO
78205111440	101060 GRT NK	60.00 N3R SC STRAIGHT SECTION W/O KO
78205111440	101060 GRT NK	60.00 N3R SC STRAIGHT SECTION W/O KO
78205114447	101072 GRT NK	72.00 N3R SC STRAIGHT SECTION W/O KO
78205114447	101072 GRT NK	72.00 N3R SC STRAIGHT SECTION W/O KO
78205122464	101096 GRT NK	96.00 N3R SC STRAIGHT SECTION W/O KO
78205122464	101096 GRT NK	96.00 N3R SC STRAIGHT SECTION W/O KO
78205133610	1212120 GRT NK	120.00 N3R SC STRAIGHT SECTION W/O KO

UPC Number	Catalog Number	Description
78205133610	1212120 GRT NK	120.00 N3R SC STRAIGHT SECTION W/O KO
78205110745	121224 GRT NK	24.00 N3R SC STRAIGHT SECTION W/O KO
78205110745	121224 GRT NK	24.00 N3R SC STRAIGHT SECTION W/O KO
78205114475	121236 GRT NK	36.00 N3R SC STRAIGHT SECTION W/O KO
78205114475	121236 GRT NK	36.00 N3R SC STRAIGHT SECTION W/O KO
78205114482	121248 GRT NK	48.00 N3R SC STRAIGHT SECTION W/O KO
78205114482	121248 GRT NK	48.00 N3R SC STRAIGHT SECTION W/O KO
78205114489	121260 GRT NK	60.00 N3R SC STRAIGHT SECTION W/O KO
78205114489	121260 GRT NK	60.00 N3R SC STRAIGHT SECTION W/O KO
78205114496	121272 GRT NK	72.00 N3R SC STRAIGHT SECTION W/O KO
78205114496	121272 GRT NK	72.00 N3R SC STRAIGHT SECTION W/O KO
78205133665	121296 GRT NK	96.00 N3R SC STRAIGHT SECTION W/O KO
78205133665	121296 GRT NK	96.00 N3R SC STRAIGHT SECTION W/O KO
		 <p><b>TYPE 12 WIRING TROUGH</b></p> <p><b>Schedule: C2 Subclass: DB0</b></p>
78205116160	4412-12WT	NEMA 12 12.00 WIRING TROUGH
78205116170	4418-12WT	NEMA 12 18.00 WIRING TROUGH
78205116180	4424-12WT	NEMA 12 24.00 WIRING TROUGH
78205116200	4436-12WT	NEMA 12 36.00 WIRING TROUGH
78205116210	4448-12WT	NEMA 12 48.00 WIRING TROUGH
78205116220	4460-12WT	NEMA 12 60.00 WIRING TROUGH
78205116300	6612-12WT	NEMA 12 12.00 WIRING TROUGH
78205116320	6624-12WT	NEMA 12 24.00 WIRING TROUGH
78205116330	6636-12WT	NEMA 12 36.00 WIRING TROUGH



UPC Number	Catalog Number	Description
78205116340	6648-12WT	NEMA 12 48.00 WIRING TROUGH
78205116350	6660-12WT	NEMA 12 60.00 WIRING TROUGH
78205116410	8824-12WT	NEMA 12 24.00 WIRING TROUGH
78205116420	8836-12WT	NEMA 12 36.00 WIRING TROUGH
78205116430	8848-12WT	NEMA 12 48.00 WIRING TROUGH
78205116440	8860-12WT	NEMA 12 60.00 WIRING TROUGH



**TYPE 4X  
WIRING  
TROUGH**

**Schedule: C2  
Subclass: U10**

78205117210	4412-4XSWT	NEMA 4X 12.00-IN. WIRING TROUGH
78205117211	4418-4XSWT	NEMA 4X 18.00-IN. WIRING TROUGH
78205117212	4424-4XSWT	NEMA 4X 24.00-IN. WIRING TROUGH
78205117214	4436-4XSWT	NEMA 4X 36.00-IN. WIRING TROUGH
78205117215	4448-4XSWT	NEMA 4X 48.00-IN. WIRING TROUGH
78205117216	4460-4XSWT	NEMA 4X 60.00-IN. WIRING TROUGH
78205117218	6612-4XSWT	NEMA 4X 12.00-IN. WIRING TROUGH
78205117219	6618-4XSWT	NEMA 4X 18.00-IN. WIRING TROUGH
78205117220	6624-4XSWT	NEMA 4X 24.00-IN. WIRING TROUGH
78205117221	6636-4XSWT	NEMA 4X 36.00-IN. WIRING TROUGH
78205117222	6648-4XSWT	NEMA 4X 48.00-IN. WIRING TROUGH
78205117223	6660-4XSWT	NEMA 4X 60.00-IN. WIRING TROUGH
78205117224	6672-4XSWT	NEMA 4X 72.00-IN. WIRING TROUGH

UPC Number	Catalog Number	Description
		<p><b>TYPE 1 SCREW COVER ENCLOSURE</b></p> <p><b>Schedule: A2 Subclass: AN0 &amp; AX1</b></p>
78205122011	444 SC NK	SC ENCLOSURE W/O KO 4X4X4
78205100167	444 SCGV	GALV SC ENCLOSURE W/ KO 4X4X4
78205100224	444 SCGV NK	GALV SC ENCLOSURE W/O KO 4X4X4
78205102655	484812 SC NK	SC ENCLOSURE W/O KO 48X48X12
78205120494	48486 SC NK	SC ENCLOSURE W/O KO 48X48X6
78205122030	644 SC	SC ENCLOSURE W/ KO 4X6X4
78205146250	644 SC NK	SC ENCLOSURE W/O KO 4X6X4
78205110866	66 SCF	SC FLUSH COVER 6X6
78205110852	66 SCS	SC SURFACE COVER 6X6
78205122120	663 SC	SC ENCLOSURE W/ KO 6X6X3
78205166134	663 SC NK	SC ENCLOSURE W/O KO 6X6X3
78205122130	664 SC	SC ENCLOSURE W/ KO 6X6X4
78205122131	664 SC NK	SC ENCLOSURE W/O KO 6X6X4
78205100168	664 SCGV	GALV SC ENCLOSURE W/ KO 6X6X4
78205100226	664 SCGV NK	GALV SC ENCLOSURE W/O KO 6X6X4
78205122140	666 SC	SC ENCLOSURE W/ KO 6X6X6
78205122141	666 SC NK	SC ENCLOSURE W/O KO 6X6X6
78205100184	666 SCGV	GALV SC ENCLOSURE W/ KO 6X6X6
78205100250	666 SCGV NK	GALV SC ENCLOSURE W/O KO 6X6X6
78205110888	864 SC	SC ENCLOSURE W/ KO 8X6X4
78205110849	864 SC NK	SC ENCLOSURE W/O KO 8X6X4
78205100227	864 SCGV NK	GALV SC ENCLOSURE W/O KO 8X6X4


UPC Number	Catalog Number	Description
78205122170	866 SC	SC ENCLOSURE W/ KO 8X6X6
78205166492	866 SC NK	SC ENCLOSURE W/O KO 8X6X6
78205112452	88 SCS	SC SURFACE COVER 8X8
78205122280	884 SC	SC ENCLOSURE W/ KO 8X8X4
78205122282	884 SC NK	SC ENCLOSURE W/O KO 8X8X4
78205100170	884 SCGV	GALV SC ENCLOSURE W/ KO 8X8X4
78205100229	884 SCGV NK	GALV SC ENCLOSURE W/O KO 8X8X4
78205122290	886 SC	SC ENCLOSURE W/ KO 8X8X6
78205122291	886 SC NK	SC ENCLOSURE W/O KO 8X8X6
78205100187	886 SCGV	GALV SC ENCLOSURE W/ KO 8X8X6
78205100253	886 SCGV NK	GALV SC ENCLOSURE W/O KO 8X8X6
78205122300	888 SC	SC ENCLOSURE W/ KO 8X8X8
78205188800	888 SC NK	SC ENCLOSURE W/O KO 8X8X8
78205100275	888 SCGV NK	GALV SC ENCLOSURE W/O KO 8X8X8
78205118800	88SCF	SC FLUSH COVER 8X8
78205110102	1010 SCF	SC FLUSH COVER 10X10
78205110908	1010 SCS	SC SURFACE COVER 10X10
78205122430	10104 SC	SC ENCLOSURE W/ KO 10X10X4
78205122431	10104 SC NK	SC ENCLOSURE W/O KO 10X10X4
78205100155	10104 SCGV	GALV SC ENCLOSURE W/ KO 10X10X4
78205100156	10104 SCGV NK	GALV SC ENCLOSURE W/O KO 10X10X4
78205122440	10106 SC	SC ENCLOSURE W/ KO 10X10X6
78205122441	10106 SC NK	SC ENCLOSURE W/O KO 10X10X6
78205100158	10106 SCGV	GALV SC ENCLOSURE W/ KO 10X10X6
78205100256	10106 SCGV NK	GALV SC ENCLOSURE W/O KO 10X10X6
78205122320	1084 SC	SC ENCLOSURE W/ KO 10X8X4

UPC Number	Catalog Number	Description
78205122322	1084 SC NK	SC ENCLOSURE W/O KO 10X8X4
78205100230	1084 SCGV NK	GALV SC ENCLOSURE W/O KO 10X8X4
78205122330	1086 SC	SC ENCLOSURE W/ KO 10X8X6
78205122331	1086 SC NK	SC ENCLOSURE W/O KO 10X8X6
78205122480	12104 SC	SC ENCLOSURE W/ KO 12X10X4
78205122482	12104 SC NK	SC ENCLOSURE W/O KO 12X10X4
78205122490	12106 SC	SC ENCLOSURE W/ KO 12X10X6
78205110127	12106 SC NK	SC ENCLOSURE W/O KO 12X10X6
78205111212	1212 SCF	SC FLUSH COVER 12X12
78205111214	1212 SCS	SC SURFACE COVER 12X12
78205108229	121210 SC NK	SC ENCLOSURE W/O KO 12X12X10
78205122580	12124 SC	SC ENCLOSURE W/ KO 2X12X4
78205122581	12124 SC NK	SC ENCLOSURE W/O KO 2X12X4
78205100174	12124 SCGV	GALV SC ENCLOSURE W/ KO 12X12X4
78205100233	12124 SCGV NK	GALV SC ENCLOSURE W/O KO 12X12X4
78205122590	12126 SC	SC ENCLOSURE W/ KO 12X12X6
78205122591	12126 SC NK	SC ENCLOSURE W/O KO 12X12X6
78205100190	12126 SCGV	GALV SC ENCLOSURE W/ KO 12X12X6
78205100258	12126 SCGV NK	GALV SC ENCLOSURE W/O KO 12X12X6
78205122600	12128 SC	SC ENCLOSURE W/ KO 12X12X8
78205122601	12128 SC NK	SC ENCLOSURE W/O KO 12X12X8
78205100163	12128 SCGV NK	GALV SC ENCLOSURE W/O KO 12X12X8
78205122250	1264 SC	SC ENCLOSURE W/ KO 12X6X4
78205161240	1264 SC NK	SC ENCLOSURE W/O KO 12X6X4
78205122360	1284 SC	SC ENCLOSURE W/ KO 12X8X4
78205183002	1284 SC NK	SC ENCLOSURE W/O KO 12X8X4

UPC Number	Catalog Number	Description
78205100132	15156 SC NK	SC ENCLOSURE W/O KO 15X15X6
78205122660	16124 SC	SC ENCLOSURE W/ KO 16X12X4
78205133675	16124 SC NK	SC ENCLOSURE W/O KO 16X12X4
78205122670	16126 SC	SC ENCLOSURE W/ KO 16X12X6
78205133685	16126 SC NK	SC ENCLOSURE W/O KO 16X12X6
78205122680	16128 SC	SC ENCLOSURE W/ KO 16X12X8
78205133690	16128 SC NK	SC ENCLOSURE W/O KO 16X12X8
78205122945	1616 SCF	SC FLUSH COVER 16X16
78205122940	16164 SC	SC ENCLOSURE W/ KO 16X16X4
78205133820	16164 SC NK	SC ENCLOSURE W/O KO 16X16X4
78205122950	16166 SC	SC ENCLOSURE W/ KO 16X16X6
78205133825	16166 SC NK	SC ENCLOSURE W/O KO 16X16X6
78205100263	16166 SCGV NK	GALV SC ENCLOSURE W/O KO 16X16X6
78205111218	1812 SCF	SC FLUSH COVER 18X12
78205133710	181210 SC NK	SC ENCLOSURE W/O KO 18X12X10
78205122700	18124 SC	SC ENCLOSURE W/ KO 18X12X4
78205133725	18124 SC NK	SC ENCLOSURE W/O KO 18X12X4
78205100235	18124 SCGV NK	GALV SC ENCLOSURE W/O KO 18X12X4
78205122710	18126 SC	SC ENCLOSURE W/ KO 18X12X6
78205122711	18126 SC NK	SC ENCLOSURE W/O KO 18X12X6
78205100260	18126 SCGV NK	GALV SC ENCLOSURE W/O KO 18X12X6
78205122721	18128 SC NK	SC ENCLOSURE W/O KO 18X12X8
78205133815	18156 SC NK	SC ENCLOSURE W/O KO 18X15X6
78205140200	1818 SCF	SC FLUSH COVER 18X18
78205140202	1818 SCS	SC SURFACE COVER 18X18
78205123050	181810 SC	SC ENCLOSURE W/ KO 18X18X10

UPC Number	Catalog Number	Description
78205133840	181810 SC NK	SC ENCLOSURE W/O KO 18X18X10
78205123060	181812 SC	SC ENCLOSURE W/ KO 18X18X12
78205133850	181812 SC NK	SC ENCLOSURE W/O KO 18X18X12
78205123020	18184 SC	SC ENCLOSURE W/ KO 18X18X4
78205133860	18184 SC NK	SC ENCLOSURE W/O KO 18X18X4
78205100239	18184 SCGV NK	GALV SC ENCLOSURE W/O KO 18X18X4
78205123030	18186 SC	SC ENCLOSURE W/ KO 18X18X6
78205123031	18186 SC NK	SC ENCLOSURE W/O KO 18X18X6
78205100160	18186 SCGV	TYPE 3 GALV ENCLOSURE W/ KO 18X18X6
78205100264	18186 SCGV NK	TYPE 3 GALV ENCLOSURE W/O KO 18X18X6
78205123040	18188 SC	SC ENCLOSURE W/ KO 18X18X8
78205123041	18188 SC NK	SC ENCLOSURE W/O KO 18X18X8
78205100279	18188 SCGV NK	GALV SC ENCLOSURE W/O KO 18X18X8
78205122750	24124 SC	SC ENCLOSURE W/ KO 24X12X4
78205133765	24124 SC NK	SC ENCLOSURE W/O KO 24X12X4
78205133775	24126 SC NK	SC ENCLOSURE W/O KO 24X12X6
78205123120	241810 SC	SC ENCLOSURE W/ KO 24X18X10
78205132430	241810 SC NK	SC ENCLOSURE W/O KO 24X18X10
78205123130	241812 SC	SC ENCLOSURE W/ KO 24X18X12
78205133890	241812 SC NK	SC ENCLOSURE W/O KO 24X18X12
78205123100	24186 SC	SC ENCLOSURE W/ KO 24X18X6
78205133905	24186 SC NK	SC ENCLOSURE W/O KO 24X18X6
78205100265	24186 SCGV NK	GALV SC ENCLOSURE W/O KO 24X18X6
78205123110	24188 SC	SC ENCLOSURE W/ KO 24X18X8
78205133915	24188 SC NK	SC ENCLOSURE W/O KO 24X18X8
78205124220	2424 SCF	SC FLUSH COVER 24X24

UPC Number	Catalog Number	Description
78205124225	2424 SCS	SC SURFACE COVER 24X24
78205123320	242410 SC	SC ENCLOSURE W/ KO 24X24X10
78205124010	242410 SC NK	SC ENCLOSURE W/O KO 24X24X10
78205100289	242410 SCGV NK	GALV SC ENCLOSURE W/O KO 24X24X10
78205123330	242412 SC	SC ENCLOSURE W/ KO 24X24X12
78205123331	242412 SC NK	SC ENCLOSURE W/O KO 24X24X12
78205100296	242412 SCGV NK	GALV SC ENCLOSURE W/O KO 24X24X12
78205123290	24244 SC	SC ENCLOSURE W/ KO 24X24X4
78205124020	24244 SC NK	SC ENCLOSURE W/O KO 24X24X4
78205100242	24244 SCGV NK	GALV SC ENCLOSURE W/O KO 24X24X4
78205123300	24246 SC	SC ENCLOSURE W/ KO 24X24X6
78205123301	24246 SC NK	SC ENCLOSURE W/O KO 24X24X6
78205100267	24246 SCGV NK	GALV SC ENCLOSURE W/O KO 24X24X6
78205123310	24248 SC	SC ENCLOSURE W/ KO 24X24X8
78205123311	24248 SC NK	SC ENCLOSURE W/O KO 24X24X8
78205100281	24248 SCGV NK	GALV SC ENCLOSURE W/O KO 24X24X8
78205133930	30186 SC NK	SC ENCLOSURE W/O KO 30X18X6
78205123380	302412 SC	SC ENCLOSURE W/ KO 30X24X12
78205124045	302412 SC NK	SC ENCLOSURE W/O KO 30X24X12
78205124055	30246 SC NK	SC ENCLOSURE W/O KO 30X24X6
78205123490	303010 SC NK	SC ENCLOSURE W/O KO 30X30X10
78205123501	303012 SC NK	SC ENCLOSURE W/O KO 30X30X12
78205123470	30306 SC NK	SC ENCLOSURE W/O KO 30X30X6
78205123480	30308 SC NK	SC ENCLOSURE W/O KO 30X30X8
78205100284	30308 SCGV NK	GALV SC ENCLOSURE W/O KO 30X30X8
78205123430	362412 SC	SC ENCLOSURE W/ KO 36X24X12

UPC Number	Catalog Number	Description
78205124080	362412 SC NK	SC ENCLOSURE W/O KO 36X24X12
78205124090	36246 SC NK	SC ENCLOSURE W/O KO 36X24X6
78205124095	36248 SC NK	SC ENCLOSURE W/O KO 36X24X8
78205100358	363610 SCGV NK	GALV SC ENCLOSURE W/O KO 36X36X10
78205123620	363612 SC NK	SC ENCLOSURE W/O KO 36X36X11
78205100300	363612 SCGV NK	GALV SC ENCLOSURE W/O KO 36X36X12
78205106891	363616 SC NK	SC ENCLOSURE W/O KO 36X36X16
78205123455	36366 SC NK	SC ENCLOSURE W/O KO 36X36X6
78205100272	36366 SCGV NK	GALV SC ENCLOSURE W/O KO 36X36X6
		<p><b>TYPE 1 HINGE COVER ENCLOSURE</b></p> <p><b>Schedule: A2 Subclass: A00</b></p>
78205132065	664 HC	HC ENCLOSURE W/ KO 6X6X4
78205113611	864 HC	HC ENCLOSURE W/ KO 6X8X4
78205132145	884 HC	HC ENCLOSURE W/ KO 8X8X4
78205188400	884 HC NK	HC ENCLOSURE W/O KO 8X8X4
78205132300	12124 HC	HC ENCLOSURE W/ KO 12X12X4
78205133615	12124 HC NK	HC ENCLOSURE W/O KO 12X12X4
78205132305	12126 HC	HC ENCLOSURE W/ KO 12X12X6
78205133635	12126 HC NK	HC ENCLOSURE W/O KO 12X12X6
78205110350	16126 HC NK	HC ENCLOSURE W/O KO 16X12X6
78205104163	16166 HC NK	HC ENCLOSURE W/O KO 16X16X6
78205104164	18186 HC NK	HC ENCLOSURE W/O KO 18X18X6
78205108507	24246 HC	HC ENCLOSURE W/ KO 24X24X6
78205111131	24246 HC NK	HC ENCLOSURE W/O KO 24X24X6

UPC Number	Catalog Number	Description
		<p align="center"><b>TYPE 3R SCREW COVER ENCLOSURE</b></p> <p align="center">Schedule: A2 Subclass: AS0 &amp; Z60</p>
78205134010	444 RTSC	N3R SC ENCLOSURE W/ KO 4X4X4
78205144400	444 RTSC NK	N3R SC ENCLOSURE W/O KO 4X4X4
78205134020	644 RTSC	N3R SC ENCLOSURE W/ KO 6X4X4
78205146248	644 RTSC NK	N3R SC ENCLOSURE W/O KO 6X4X4
78205134050	664 RTSC	N3R SC ENCLOSURE W/ KO 6X6X4
78205134051	664 RTSC NK	N3R SC ENCLOSURE W/O KO 6X6X4
78205100849	664 RTSCGV NK	GALV N3R SC ENCLOSURE W/O KO 6X6X4
78205134070	666 RTSC	N3R SC ENCLOSURE W/ KO 6X6X6
78205166484	666 RTSC NK	N3R SC ENCLOSURE W/O KO 6X6X6
78205100875	666 RTSCGV NK	GALV N3R SC ENCLOSURE W/O KO 6X6X6
78205134100	864 RTSC	N3R SC ENCLOSURE W/ KO 8X6X4
78205166488	864 RTSC NK	N3R SC ENCLOSURE W/O KO 8X6X4
78205134120	866 RTSC	N3R SC ENCLOSURE W/ KO 8X6X6
78205134170	884 RTSC	N3R SC ENCLOSURE W/ KO 8X8X4
78205134172	884 RTSC NK	N3R SC ENCLOSURE W/O KO 8X8X4
78205100845	884 RTSCGV NK	GALV N3R SC ENCLOSURE W/O KO 8X8X4
78205134200	886 RTSC	N3R SC ENCLOSURE W/ KO 8X8X6
78205188610	886 RTSC NK	N3R SC ENCLOSURE W/O KO 8X8X6
78205100876	886 RTSCGV NK	GALV N3R SC ENCLOSURE W/O KO 8X8X6
78205134280	10104 RTSC	N3R SC ENCLOSURE W/ KO 10X10X4
78205122436	10104 RTSC NK	N3R SC ENCLOSURE W/O KO 10X10X4
78205100840	10104 RTSCGV NK	GALV N3R SC ENCL W/O KO 10X10X4

UPC Number	Catalog Number	Description
78205134300	10106 RTSC	N3R SC ENCLOSURE W/ KO 10X10X6
78205122456	10106 RTSC NK	N3R SC ENCLOSURE W/O KO 10X10X6
78205100865	10106 RTSCGV NK	GALV N3R SC ENCL W/O KO 10X10X4
78205108142	10108 RTSC	N3R SC ENCLOSURE W/ KO 10X10X8
78205134220	1084 RTSC	N3R SC ENCLOSURE W/ KO 10X8X4
78205134222	1084 RTSC NK	N3R SC ENCLOSURE W/O KO 10X8X4
78205134250	1086 RTSC	N3R SC ENCLOSURE W/ KO 10X8X6
78205134320	12104 RTSC	N3R SC ENCLOSURE W/ KO 12X10X4
78205134340	12106 RTSC	N3R SC ENCLOSURE W/ KO 12X10X6
78205110126	12106 RTSC NK	N3R SC ENCLOSURE W/O KO 12X10X6
78205108227	121210 RTSC	N3R SC ENCLOSURE W/ KO 12X12X10
78205105573	121210 RTSC NK	TYPE 3R SCREW COVER ENCLOSURES W/O KO 12X12X10
78205134380	12124 RTSC	N3R SC ENCLOSURE W/ KO 12X12X4
78205134382	12124 RTSC NK	N3R SC ENCLOSURE W/O KO 12X12X4
78205100762	12124 RTSCGV NK	GALV N3R SC ENCL W/O KO 12X12X4
78205134390	12126 RTSC	N3R SC ENCLOSURE W/ KO 12X12X6
78205133645	12126 RTSC NK	N3R SC ENCLOSURE W/O KO 12X12X6
78205100861	12126 RTSCGV NK	GALV N3R SC ENCLOSURE W/O KO 12X12X6
78205134410	12128 RTSC	N3R SC ENCLOSURE W/ KO 12X12X8
78205133660	12128 RTSC NK	N3R SC ENCLOSURE W/O KO 12X12X8
78205134260	1284 RTSC	N3R SC ENCLOSURE W/ KO 12X8X4
78205134270	1286 RTSC	N3R SC ENCLOSURE W/ KO 12X8X6
78205100150	16166 RTSC	N3R SC ENCLOSURE W/ KO 16X16X6
78205106228	16166 RTSC NK	N3R SC ENCLOSURE W/O KO 16X16X6
78205134525	181210 RTSC	N3R SC ENCLOSURE W/ KO 18X12X10
78205134500	18124 RTSC	N3R SC ENCLOSURE W/ KO 18X12X4

UPC Number	Catalog Number	Description
78205134510	18126 RTSC	N3R SC ENCLOSURE W/ KO 18X12X6
78205132416	18126 RTSC NK	N3R SC ENCLOSURE W/O KO 18X12X6
78205134520	18128 RTSC	N3R SC ENCLOSURE W/ KO 18X12X8
78205133740	18128 RTSC NK	N3R SC ENCLOSURE W/O KO 18X12X8
78205134690	181810 RTSC	N3R SC ENCLOSURE W/ KO 18X18X10
78205133835	181810 RTSC NK	N3R SC ENCLOSURE W/O KO 18X18X10
78205134650	18184 RTSC	N3R SC ENCLOSURE W/ KO 18X18X4
78205133885	18184 RTSC NK	N3R SC ENCLOSURE W/O KO 18X18X4
78205134660	18186 RTSC	N3R SC ENCLOSURE W/ KO 18X18X6
78205133865	18186 RTSC NK	N3R SC ENCLOSURE W/O KO 18X18X6
78205100855	18186 RTSCGV NK	GALV N3R SC ENCLOSURE W/O KO 18X18X6
78205134680	18188 RTSC	N3R SC ENCLOSURE W/ KO 18X18X8
78205133875	18188 RTSC NK	N3R SC ENCLOSURE W/O KO 18X18X8
78205134750	241810 RTSC	N3R SC ENCLOSURE W/ KO 24X18X10
78205134720	24186 RTSC	N3R SC ENCLOSURE W/ KO 24X18X6
78205132432	24188 RTSC NK	N3R SC ENCLOSURE W/O KO 24X18X8
78205190001	242410 RTSC	N3R SC ENCLOSURE W/ KO 24X24X10
78205124005	242410 RTSC NK	N3R SC ENCLOSURE W/O KO 24X24X10
78205134830	242412 RTSC	N3R SC ENCLOSURE W/ KO 24X24X12
78205124015	242412 RTSC NK	N3R SC ENCLOSURE W/O KO 24X24X12
78205134790	24246 RTSC	N3R SC ENCLOSURE W/ KO 24X24X6
78205134791	24246 RTSC NK	N3R SC ENCLOSURE W/O KO 24X24X6
78205134800	24248 RTSC	N3R SC ENCLOSURE W/ KO 24X24X8
78205124025	24248 RTSC NK	N3R SC ENCLOSURE W/O KO 24X24X8
78205100757	24248 RTSCGV NK	GALV N3R SC ENCLOSURE W/O KO 24X24X8
78205134860	302410 RTSC	N3R SC ENCLOSURE W/ KO 30X24X10

UPC Number	Catalog Number	Description
78205100515	302412 RTSC	N3R SC ENCLOSURE W/ KO 30X24X12
78205108519	302412 RTSC NK	N3R SC ENCLOSURE W/O KO 30X24X12
78205130305	303010 RTSC NK	N3R SC ENCLOSURE W/O KO 30X30X10
78205101135	303012 RTSC NK	N3R SC ENCLOSURE W/O KO 30X30X12
78205143612	362412 RTSC	N3R SC ENCLOSURE W/ KO 36X24X12
78205124075	362412 RTSC NK	N3R SC ENCLOSURE W/O KO 36X24X12
78205136364	363612 RTSC NK	N3R SC ENCLOSURE W/O KO 36X36X12
		<b>TYPE 3R HINGE COVER ENCLOSURE</b>  <b>Schedule: A2</b> <b>Subclass: AT0</b>
78205133020	664 RTHC	N3R HC ENCLOSURE W/ KO 6X6X4
78205133160	12124 RTHC	N3R HC ENCLOSURE W/ KO 12X12X4
78205133170	12126 RTHC	N3R HC ENCLOSURE W/ KO 12X12X6
78205133210	18126 RTHC	N3R HC ENCLOSURE W/ KO 18X12X6
		<b>TYPE 3 SCREW COVER GASKET ENCLOSURES</b>  <b>Schedule: A2</b> <b>Subclass: AR0</b>
78205110856	664 SCG	TYPE 3 GALV GASKETED SC 6X6X4
78205135030	664 WPSC	N3 SC ENCLOSURE 6X6X4
78205108808	666 SCG	TYPE 3 GALV GASKETED SC 6X6X6
78205110858	884 SCG	TYPE 3 GALV GASKETED SC 8X8X4
78205135070	884 WPSC	N3 SC ENCLOSURE 8X8X4
78205109137	886 SCG	TYPE 3 GALV GASKETED SC 8X8X6
78205135350	886 WPSC	N3 SC ENCLOSURE 8X8X6

UPC Number	Catalog Number	Description
78205110860	10104 SCG	TYPE 3 GALV GASKETED SC 10X10X4
78205110863	12124 SCG	TYPE 3 GALV GASKETED SC 12X12X4
78205135130	12124 WPSC	N3 SC ENCLOSURE 12X12X4
78205110864	12126 SCG	TYPE 3 GALV GASKETED SC 12X12X6
78205135400	12126 WPSC	N3 SC ENCLOSURE 12X12X6
78205109337	12128 SCG	TYPE 3 GALV GASKETED SC 12X12X8
78205135630	12128 WPSC	N3 SC ENCLOSURE 12X12X8
78205108648	18186 SCG	TYPE 3 GALV GASKETED SC 18X18X6
78205135470	18186 WPSC	N3 SC ENCLOSURE 18X18X6
78205135680	18188 WPSC	N3 SC ENCLOSURE 18X18X8
78205107356	242412 SCG	TYPE 3 GALV GASKETED SC 24X24X12
78205110878	24246 SCG	TYPE 3 GALV GASKETED SC 24X24X6
78205135490	24246 WPSC	N3 SC ENCLOSURE 24X24X6
78205110879	24248 SCG	TYPE 3 GALV GASKETED SC 24X24X8
78205135700	24248 WPSC	N3 SC ENCLOSURE 24X24X8
78205135840	302410 WPSC	N3 SC ENCLOSURE 30X24X10
78205110881	303012 SCG	TYPE 3 GALV GASKETED SC 30X30X12
		<p><b>TYPE 1 HINGE COVER PANEL ENCLOSURE</b></p> <p><b>Schedule: C2</b> <b>Subclass: D70 &amp; D80</b></p>
78205179200	664-1	TYPE 1 ENCLOSURE, LESS PANEL, 6X6X4
78205179210	864-1	TYPE 1 ENCLOSURE, LESS PANEL, 8X6X4
78205179220	884-1	TYPE 1 ENCLOSURE, LESS PANEL, 8X8X4
78205179240	10104-1	TYPE 1 ENCLOSURE, LESS PANEL, 10X10X4
78205115412	10106-1	TYPE 1 ENCLOSURE, LESS PANEL, 10X10X6

UPC Number	Catalog Number	Description
78205179230	1084-1	TYPE 1 ENCLOSURE, LESS PANEL, 10X8X4
78205120004	1086-1	TYPE 1 ENCLOSURE, LESS PANEL, 10X8X6
78205179250	12104-1	TYPE 1 ENCLOSURE, LESS PANEL, 12X10X4
78205179280	12106-1	TYPE 1 ENCLOSURE, LESS PANEL, 12X10
78205179260	12124-1	TYPE 1 ENCLOSURE, LESS PANEL, 12X12X4
78205179290	12126-1	TYPE 1 ENCLOSURE, LESS PANEL, 12X12
78205132310	12128-1	TYPE 1 ENCLOSURE, LESS PANEL, 12X12
78205179270	14124-1	TYPE 1 ENCLOSURE, LESS PANEL, 14X12X4
78205179300	14126-1	TYPE 1 ENCLOSURE, LESS PANEL, 14X12X6
78205115413	14128-1	TYPE 1 ENCLOSURE, LESS PANEL, 14X12
78205102768	20126-1	TYPE 1 ENCLOSURE, 20X12X6.62
78205179000	16126-1	TYPE 1 ENCLOSURE, 16X12X6.62
78205179090	16128-1	TYPE 1 ENCLOSURE, 16X12X8.62
78205117230	16166-1	TYPE 1 ENCLOSURE, 16X16X6.62
78205179010	20166-1	TYPE 1 ENCLOSURE, 20X16X6.62
78205179100	20168-1	TYPE 1 ENCLOSURE, 20X16X8.62
78205179020	20206-1	TYPE 1 ENCLOSURE, 20X20X6.62
78205179110	20208-1	TYPE 1 ENCLOSURE, 20X20X8.62
78205104497	24166-1	TYPE 1 ENCLOSURE, 24X16X6.62
78205106921	242010-1	TYPE 1 ENCLOSURE, 24X20X10.62
78205179030	24206-1	TYPE 1 ENCLOSURE, 24X20X6.62
78205179120	24208-1	TYPE 1 ENCLOSURE, 24X20X8.62
78205108200	242412-1	TYPE 1 ENCLOSURE, 24X24X12.62
78205179040	24246-1	TYPE 1 ENCLOSURE, 24X24X6.62
78205179130	24248-1	TYPE 1 ENCLOSURE, 24X24X8.62
78205102349	302410-1	TYPE 1 ENCLOSURE, 30X24X10.62

UPC Number	Catalog Number	Description
78205108216	302412-1	TYPE 1 ENCLOSURE, 30X24X12.62
78205179060	30246-1	TYPE 1 ENCLOSURE, 30X24X6.62
78205179150	30248-1	TYPE 1 ENCLOSURE, 30X24X8.62
78205102229	30308-1	TYPE 1 ENCLOSURE, 30X30X8.62
78205179070	36246-1	TYPE 1 ENCLOSURE, 36X24X6.62
78205101733	363012-1	TYPE 1 ENCLOSURE, 36X30X12.62
78205179080	36306-1	TYPE 1 ENCLOSURE, 36X30X6.62
78205179170	36308-1	TYPE 1 ENCLOSURE, 36X24X8.62
78205108829	42309-1	TYPE 1 ENCLOSURE, 42X30X9.62
78205108887	42369-1	TYPE 1 ENCLOSURE, 42X36X9.62
78205103970	48369-1	TYPE 1 ENCLOSURE, 48X36X9.62



**TYPE 3R HINGE  
COVER PANEL  
ENCLOSURE**

**Schedule: A2  
Subclass: AU0**

78205114206	664 RHC	N3R HC ENCLOSURE 6X6X4
78205111042	864 RHC	N3R HC ENCLOSURE 8X6X4
78205102074	884 RHC	N3R HC ENCLOSURE 8X8X4
78205114325	886 RHC	N3R HC ENCLOSURE 8X8X6
78205122332	1086 RHC	N3R HC ENCLOSURE 10X8X6
78205120099	12106 RHC	N3R HC ENCLOSURE 12X10X6
78205114500	12126 RHC	N3R HC ENCLOSURE 12X12X6
78205135425	16126 RHC	N3R HC ENCLOSURE 16X12X6
78205140695	16166 RHC	N3R HC ENCLOSURE 16X16X6
78205140701	20166 RHC	N3R HC ENCLOSURE 20X16X6
78205181105	20208 RHC	N3R HC ENCLOSURE 20X20X8

UPC Number	Catalog Number	Description
78205140729	24208 RHC	N3R HC ENCLOSURE 24X20X8
78205140755	24248 RHC	N3R HC ENCLOSURE 24X24X8
78205140765	30248 RHC	N3R HC ENCLOSURE 30X24X8
78205187013	303012 RHC	N3R HC ENCLOSURE 30X30X12
78205187050	303616DRHC	TYPE 3R DOUBLE DOOR ENCLOSURE, 36X30X16
78205123440	362412 RHC	N3R HC ENCLOSURE 36X24X12
78205130375	363012 RHC	N3R HC ENCLOSURE 36X30X12
78205140835	363612 RHC	N3R HC ENCLOSURE 36X36X12
78205140895	364216DRHC	TYPE 3R DOUBLE DOOR ENCLOSURE, 42X36X16
78205140857	364812DRHC	TYPE 3R DOUBLE DOOR ENCLOSURE, 48X36X12
78205137335	483612 RHC	N3R HC ENCLOSURE 48X36X12



**TYPE 1 & 3R  
TELEPHONE  
CABINETS**

**Schedule: A2  
Subclass: A00**


78205120046	884 TCF	TEL CAB FLUSH W/ KO 8X8X4
78205111215	1212 TCF	TEL CAB FLUSH COVER 12X12
78205110895	1212 TCS	TEL CAB SURFACE COVER 12X12
78205112120	1212 WB	WOOD BACK BOARD 12X12
78205108238	12124 RTC	N3R TEL CABINET 12X12X4
78205120126	12124 TCF	TEL CAB FLUSH W/ KO 12X12X4
78205120124	12124 TCS	TEL CAB SURFACE W/ KO 12X12X4
78205121090	12126 RTC	N3R TEL CABINET 12X12X6
78205120127	12126 TCF	TEL CAB FLUSH W/ KO 12X12X6
78205120128	12126 TCS	TEL CAB SURFACE W/ KO 12X12X6
78205104673	12128 RTC	N3R TEL CABINET 12X12X8




UPC Number	Catalog Number	Description
78205112184	1812 TCF	TEL CAB FLUSH COVER 18X12
78205133700	1812 TCS	TEL CAB SURFACE COVER 18X12
78205112182	1812 WB	WOOD BACK BOARD 18X12
78205120166	18124 TCF	TEL CAB FLUSH W/ KO 18X12X4
78205120164	18124 TCS	TEL CAB SURFACE W/ KO 18X12X4
78205121130	18126 RTC	N3R TEL CABINET 18X12X6
78205120167	18126 TCF	TEL CAB FLUSH W/ KO 18X12X6
78205120168	18126 TCS	TEL CAB SURFACE W/ KO 18X12X6
78205140204	1818 TCF	TEL CAB FLUSH COVER 18X18
78205140206	1818 TCS	TEL CAB SURFACE COVER 18X18
78205118260	1818 WB	WOOD BACK BOARD 18X18
78205121190	18186 RTC	N3R TEL CABINET 18X18X6
78205120297	18186 TCF	TEL CAB FLUSH W/ KO 18X18X6
78205120298	18186 TCS	TEL CAB SURFACE W/ KO 18X18X6
78205102987	18188 RTC	N3R TEL CABINET 18X18X8
78205118244	2418 TCS	TEL CAB SURFACE COVER 24X18
78205118240	2418 WB	WOOD BACK BOARD 24X18
78205120319	24184 TCS	TEL CAB SURFACE W/ KO 24X18X4
78205121210	24186 RTC	N3R TEL CABINET 24X18X6
78205120323	24186 TCS	TEL CAB SURFACE W/ KO 24X18X6
78205124230	2424 TCF	TEL CAB FLUSH COVER 24X24
78205124235	2424 TCS	TEL CAB SURFACE COVER 24X24
78205124310	2424 WB	WOOD BACK BOARD 24X24
78205120366	24244 TCF	TEL CAB FLUSH W/ KO 24X24X4
78205107970	24246 RTC	N3R TEL CABINET 24X24X6
78205120367	24246 TCF	TEL CAB FLUSH W/ KO 24X24X6

UPC Number	Catalog Number	Description
78205120368	24246 TCS	TEL CAB SURFACE W/ KO 24X24X6
78205104702	24248 RTC	N3R TEL CABINET 24X24X8
78205112255	3015 WB	WOOD BACK BOARD 30X15
78205124300	3024 WB	WOOD BACK BOARD 30X24
78205120382	30246 TCF	TEL CAB FLUSH W/ KO 30X24X6
78205120383	30246 TCS	TEL CAB SURFACE W/ KO 30X24X6
78205136510	3624 TCF	TEL CAB FLUSH COVER 36X24
78205120403	36246 TCS	TEL CAB SURFACE W/ KO 36X24X6
78205124360	3624WB	WOOD BACK BOARD 36X24
78205111065	3636 WB	WOOD BACK BOARD 36X36
		<p><b>TYPE 12 JIC ENCLOSURES</b></p> <p><b>Schedule: C2 Subclass: DE0</b></p>
78205175000	443-12CHC	TYPE 12 JIC CONTINUOUS HINGE COVER ENCLOSURE, 4X4X3
78205173000	443-12LC	TYPE 12 JIC LIFT-OFF COVER ENCLOSURE, 4X4X3
78205120035	443-12SC	TYPE 12 JIC SCREW COVER ENCLOSURE, 4X4X3
78205175020	444-12CHC	TYPE 12 JIC CONTINUOUS HINGE COVER ENCLOSURE, 4X4X4
78205175010	643-12CHC	TYPE 12 JIC CONTINUOUS HINGE COVER ENCLOSURE, 6X4X3
78205173010	643-12LC	TYPE 12 JIC LIFT-OFF COVER ENCLOSURE, 6X4X3
78205122005	643-12SC	TYPE 12 JIC SCREW COVER ENCLOSURE, 6X4X3
78205175030	644-12CHC	TYPE 12 JIC CONTINUOUS HINGE COVER ENCLOSURE, 6X4X4
78205132000	644-12SC	TYPE 12 JIC SCREW COVER ENCLOSURE, 6X4X4
78205175040	664-12CHC	TYPE 12 JIC CONTINUOUS HINGE COVER ENCLOSURE, 6X6X4
78205170286	664-12CHQRC	TYPE 12 JIC CONTINUOUS HINGE QUICK-RELEASE COVER ENCLOSURE, 6X6X4
78205170288	664-12CHSC	TYPE 12 JIC ENCLOSURE, 6X6X4


UPC Number	Catalog Number	Description
78205173040	664-12LC	TYPE 12 JIC LIFT-OFF COVER ENCLOSURE, 6X6X4
78205132005	664-12SC	TYPE 12 JIC SCREW COVER ENCLOSURE, 6X6X4
78205175050	863.5-12CHC	TYPE 12 JIC CONTINUOUS HINGE COVER ENCLOSURE, 8X6X3.5
78205170290	863.5-12CHQRC	TYPE 12 JIC CONTINUOUS HINGE QUICK-RELEASE COVER ENCLOSURE, 8X6X3.5
78205132010	863.5-12SC	TYPE 12 JIC SCREW COVER ENCLOSURE, 8X6X3.5
78205170296	864-12CHSC	TYPE 12 JIC ENCLOSURE, 8X6X4
78205170036	866-12CHC	TYPE 12 JIC CONTINUOUS HINGE COVER ENCLOSURE, 8X6X6
78205170038	884-12CHC	TYPE 12 JIC CONTINUOUS HINGE COVER ENCLOSURE, 8X8X4
78205170300	884-12CHSC	TYPE 12 JIC ENCLOSURE, 8X8X4
78205132020	884-12SC	TYPE 12 JIC SCREW COVER ENCLOSURE, 8X8X4
78205100133	886-12CHC	TYPE 12 JIC CONTINUOUS HINGE COVER ENCLOSURE, 8X8X6
78205170302	886-12CHSC	TYPE 12 JIC ENCLOSURE, 8X8X6
78205170178	10104-12CHSC	TYPE 12 JIC ENCLOSURE, 10X10X4
78205132200	10104-12SC	TYPE 12 JIC SCREW COVER ENCLOSURE, 10X10X4
78205170016	10106-12CHC	TYPE 12 JIC CONTINUOUS HINGE COVER ENCLOSURE, 10X10X6
78205120000	10106-12SC	TYPE 12 JIC SCREW COVER ENCLOSURE, 10X10X6
78205175060	1084-12CHC	TYPE 12 JIC CONTINUOUS HINGE COVER ENCLOSURE, 10X8X4
78205170186	1084-12CHQRC	TYPE 12 JIC CONTINUOUS HINGE QUICK-RELEASE COVER ENCLOSURE, 10X8X4
78205173060	1084-12LC	TYPE 12 JIC LIFT-OFF COVER ENCLOSURE, 10X8X4
78205170018	1086-12CHC	TYPE 12 JIC CONTINUOUS HINGE COVER ENCLOSURE, 10X8X6
78205120010	1086-12SC	TYPE 12 JIC SCREW COVER ENCLOSURE, 10X8X6
78205175070	12105-12CHC	TYPE 12 JIC CONTINUOUS HINGE COVER ENCLOSURE, 12X10X5
78205170194	12105-12CHQRC	TYPE 12 JIC CONTINUOUS HINGE QUICK-RELEASE COVER ENCLOSURE, 12X10X5
78205120015	12105-12SC	TYPE 12 JIC SCREW COVER ENCLOSURE, 12X10X5
78205108219	12106-12CHC	TYPE 12 JIC CONTINUOUS HINGE COVER ENCLOSURE, 12X10X6
78205170020	12108-12CHC	TYPE 12 JIC CONTINUOUS HINGE COVER ENCLOSURE, 12X10X8


UPC Number	Catalog Number	Description
78205170022	12126-12CHC	TYPE 12 JIC CONTINUOUS HINGE COVER ENCLOSURE, 12X12X6
78205170260	12126-12CHSC	TYPE 12 JIC ENCLOSURE, 12X12X6
78205120020	12126-12SC	TYPE 12 JIC SCREW COVER ENCLOSURE, 12X12X6
78205170024	1264-12CHC	TYPE 12 JIC CONTINUOUS HINGE COVER ENCLOSURE, 12X6X4
78205175080	14126-12CHC	TYPE 12 JIC CONTINUOUS HINGE COVER ENCLOSURE, 14X12X6
78205170266	14126-12CHQRC	TYPE 12 JIC CONTINUOUS HINGE QUICK-RELEASE COVER ENCLOSURE, 14X12X6
78205173080	14126-12LC	TYPE 12 JIC LIFT-OFF COVER ENCLOSURE, 14X12X6
78205120025	14126-12SC	TYPE 12 JIC SCREW COVER ENCLOSURE, 14X12X6
78205170026	14128-12CHC	TYPE 12 JIC CONTINUOUS HINGE COVER ENCLOSURE, 14X12X8
78205170028	1486-12CHC	TYPE 12 JIC CONTINUOUS HINGE COVER ENCLOSURE, 14X8X6
78205170030	16106-12CHC	TYPE 12 JIC CONTINUOUS HINGE COVER ENCLOSURE, 16X10X6
78205170032	161410-12CHC	TYPE 12 JIC CONTINUOUS HINGE COVER ENCLOSURE, 16X14X10
78205175090	16146-12CHC	TYPE 12 JIC CONTINUOUS HINGE COVER ENCLOSURE, 16X14X6
78205170274	16146-12CHQRC	TYPE 12 JIC CONTINUOUS HINGE QUICK-RELEASE COVER ENCLOSURE, 16X14X6
78205170034	16148-12CHC	TYPE 12 JIC CONTINUOUS HINGE COVER ENCLOSURE, 16X14X8
 <p><b>TYPE 12 WALL-MOUNT ENCLOSURES</b></p> <p><b>Schedule: C2 Subclass: DH0</b></p>		
78205180270	161210-12	TYPE 12 SINGLE-DOOR ENCLOSURE, 16X12X10
78205180000	16126-12	TYPE 12 SINGLE-DOOR ENCLOSURE, 16X12X6
78205180100	16128-12	TYPE 12 SINGLE-DOOR ENCLOSURE, 16X12X8
78205140688	16166-12	TYPE 12 SINGLE-DOOR ENCLOSURE, 16X16X6
78205140696	16168-12	TYPE 12 SINGLE-DOOR ENCLOSURE, 16X16X8
78205140698	16206-12	TYPE 12 SINGLE-DOOR ENCLOSURE, 16X20X6
78205140702	16208-12	TYPE 12 SINGLE-DOOR ENCLOSURE, 16X20X8


UPC Number	Catalog Number	Description
78205140704	20126-12	TYPE 12 SINGLE-DOOR ENCLOSURE, 20X12X6
78205180280	201610-12	TYPE 12 SINGLE-DOOR ENCLOSURE, 20X16X10
78205180410	201612-12	TYPE 12 SINGLE-DOOR ENCLOSURE, 20X16X12
78205180010	20166-12	TYPE 12 SINGLE-DOOR ENCLOSURE, 20X16X6
78205177000	20167-12CHSC	TYPE 12 JIC ENCLOSURE, 20X16X7
78205180110	20168-12	TYPE 12 SINGLE-DOOR ENCLOSURE, 20X16X8
78205180290	202010-12	TYPE 12 SINGLE-DOOR ENCLOSURE, 20X20X10
78205180020	20206-12	TYPE 12 SINGLE-DOOR ENCLOSURE, 20X20X6
78205177010	20207-12CHSC	TYPE 12 JIC ENCLOSURE, 20X20X7
78205180120	20208-12	TYPE 12 SINGLE-DOOR ENCLOSURE, 20X20X8
78205140726	20248-12	TYPE 12 SINGLE-DOOR ENCLOSURE, 20X24X8
78205140730	24166-12	TYPE 12 SINGLE-DOOR ENCLOSURE, 24X16X6
78205140732	24168-12	TYPE 12 SINGLE-DOOR ENCLOSURE, 24X16X8
78205180310	242010-12	TYPE 12 SINGLE-DOOR ENCLOSURE, 24X20X10
78205180420	242012-12	TYPE 12 SINGLE-DOOR ENCLOSURE, 24X20X12
78205140744	242016-12	TYPE 12 SINGLE-DOOR ENCLOSURE, 24X20X16
78205180040	24206-12	TYPE 12 SINGLE-DOOR ENCLOSURE, 24X20X6
78205180140	24208-12	TYPE 12 SINGLE-DOOR ENCLOSURE, 24X20X8
78205180320	242410-12	TYPE 12 SINGLE-DOOR ENCLOSURE, 24X24X10
78205180430	242412-12	TYPE 12 SINGLE-DOOR ENCLOSURE, 24X24X12
78205180490	242416-12	TYPE 12 SINGLE-DOOR ENCLOSURE, 24X24X16
78205180050	24246-12	TYPE 12 SINGLE-DOOR ENCLOSURE, 24X24X6
78205180150	24248-12	TYPE 12 SINGLE-DOOR ENCLOSURE, 24X24X8
78205140758	24308-12	TYPE 12 SINGLE-DOOR ENCLOSURE, 24X30X8
78205180340	302410-12	TYPE 12 SINGLE-DOOR ENCLOSURE, 30X24X10
78205180440	302412-12	TYPE 12 SINGLE-DOOR ENCLOSURE, 30X24X12

UPC Number	Catalog Number	Description
78205180170	30248-12	TYPE 12 SINGLE-DOOR ENCLOSURE, 30X24X8
78205187010	303012-12	TYPE 12 SINGLE-DOOR ENCLOSURE, 30X30X12
78205187012	30308-12	TYPE 12 SINGLE-DOOR ENCLOSURE, 30X30X8
78205180350	362410-12	TYPE 12 SINGLE-DOOR ENCLOSURE, 36X24X10
78205187026	362412-12	TYPE 12 SINGLE-DOOR ENCLOSURE, 36X24X12
78205180080	36246-12	TYPE 12 SINGLE-DOOR ENCLOSURE, 36X24X6
78205180180	36248-12	TYPE 12 SINGLE-DOOR ENCLOSURE, 36X24X8
78205180360	363010-12	TYPE 12 SINGLE-DOOR ENCLOSURE, 36X30X10
78205180450	363012-12	TYPE 12 SINGLE-DOOR ENCLOSURE, 36X30X12
78205180190	36308-12	TYPE 12 SINGLE-DOOR ENCLOSURE, 36X30X8
78205140834	363612-12	TYPE 12 SINGLE-DOOR ENCLOSURE, 36X36X12
78205140836	36368-12	TYPE 12 SINGLE-DOOR ENCLOSURE, 36X36X8
78205140844	423612-12	TYPE 12 SINGLE-DOOR ENCLOSURE, 42X36X12
78205180390	483610-12	TYPE 12 SINGLE-DOOR ENCLOSURE, 48X36X10
78205180460	483612-12	TYPE 12 SINGLE-DOOR ENCLOSURE, 48X36X12
78205180520	483616-12	TYPE 12 SINGLE-DOOR ENCLOSURE, 48X36X16
78205180250	48368-12	TYPE 12 SINGLE-DOOR ENCLOSURE, 48X36X8
78205180470	603612-12	TYPE 12 SINGLE-DOOR ENCLOSURE, 60X36X12
78205140802	723612-12	TYPE 12 SINGLE-DOOR ENCLOSURE, 72X36X12
		 <p><b>TYPE 12 DOUBLE DOOR WALL-MOUNT &amp; FLOOR STANDING ENCLOSURES</b></p> <p><b>Schedule: C2</b> <b>Subclass: DK0</b></p>
78205123450	24428-12D	TYPE 12 DOUBLE-DOOR WALL MOUNT ENCLOSURE, 24X42X8
78205188005	304210-12D	TYPE 12 DOUBLE-DOOR WALL MOUNT ENCLOSURE, 30X42X10
78205188009	304810-12D	TYPE 12 DOUBLE-DOOR WALL MOUNT ENCLOSURE, 30X48X10

UPC Number	Catalog Number	Description
78205180610	306010-12D	TYPE 12 DOUBLE-DOOR WALL MOUNT ENCLOSURE, 30X60X10
78205137300	364212-12D	TYPE 12 DOUBLE-DOOR WALL MOUNT ENCLOSURE, 36X42X12
78205111080	484812-12D	TYPE 12 DOUBLE-DOOR WALL MOUNT ENCLOSURE, 48X48X12
78205180760	604812-12FD	TYPE 12 DOUBLE-DOOR FLOOR-STANDING ENCLOSURE, LESS PANEL, 60X48X12
78205180770	606012-12FD	TYPE 12 DOUBLE-DOOR FLOOR-STANDING ENCLOSURE, LESS PANEL, 60X60X12
78205140798	606016-12FD	TYPE 12 DOUBLE-DOOR FLOOR-STANDING ENCLOSURE, LESS PANEL, 60X60X16
78205180780	726012-12FD	TYPE 12 DOUBLE-DOOR FLOOR-STANDING ENCLOSURE, LESS PANEL, 72X60X12
78205180790	727212-12FD	TYPE 12 DOUBLE-DOOR FLOOR-STANDING ENCLOSURE, LESS PANEL, 72X72X12
78205180810	727216-12FD	TYPE 12 DOUBLE-DOOR FLOOR-STANDING ENCLOSURE, LESS PANEL, 72X72X16
78205180850	727224-12FD	TYPE 12 DOUBLE-DOOR FLOOR-STANDING ENCLOSURE, LESS PANEL, 72X72X24
		 <p><b>TYPE 12 FREE STANDING ENCLOSURES</b></p> <p>Schedule: C2 Subclass: DMO</p>
78205180670	603624-12FS	TYPE 12 FREE-STANDING ENCLOSURE, 60X36X24
78205180680	722418-12FS	TYPE 12 FREE-STANDING ENCLOSURE, 72X24X18
78205180785	723618-12FS	TYPE 12 FREE-STANDING ENCLOSURE, 72X36X18
78205180795	723624-12FS	TYPE 12 FREE-STANDING ENCLOSURE, 72X36X24
78205180855	726024-12FSD	TYPE 12 DOUBLE-DOOR FREE-STANDING ENCLOSURE, 72X60X24
78205180865	727218-12FSD	TYPE 12 DOUBLE-DOOR FREE-STANDING ENCLOSURE, 72X72X18
78205180870	727224-12FSD	TYPE 12 DOUBLE-DOOR FREE-STANDING ENCLOSURE, 72X72X24
78205183014	8611214-12FS	TYPE 12 FREE-STANDING 3-DOOR ENCL
78205190362	903620-12FS	TYPE 12 FREE-STANDING ENCLOSURE, 90X36X20
78205180905	907224-12FSD	TYPE 12 DOUBLE-DOOR FREE-STANDING ENCLOSURE, 90X72X24



UPC Number	Catalog Number	Description
		 <p><b>TYPE 4 JIC ENCLOSURES</b></p> <p>Schedule: C2 Subclass: DCO</p>
78205174000	443-4CHC	TYPE 4 JIC CONTINUOUS HINGE COVER ENCLOSURE, 4X4X3
78205174010	643-4CHC	TYPE 4 JIC CONTINUOUS HINGE COVER ENCLOSURE, 6X4X3
78205174020	664-4CHC	TYPE 4 JIC CONTINUOUS HINGE COVER ENCLOSURE, 6X6X4
78205176020	664-4LC	TYPE 4 JIC LIFT-OFF COVER ENCLOSURE, 6X6X4
78205188171	664-4QT	TYPE 4 JIC CONT HINGE COVER, 1/4 TURN LATCH 6X6X4
78205174030	863.5-4CHC	TYPE 4 JIC CONTINUOUS HINGE COVER ENCLOSURE, 8X6X3.5
78205176030	863.5-4LC	TYPE 4 JIC LIFT-OFF COVER ENCLOSURE, 8X6X3.5
78205188166	863.5-4QT	TYPE 4 JIC CONT HINGE COVER, 1/4 TURN LATCH 8X6X3.5
78205188179	10106-4QT	TYPE 4 JIC CONT HINGE COVER, 1/4 TURN LATCH 10X10X6
78205174040	1084-4CHC	TYPE 4 JIC CONTINUOUS HINGE COVER ENCLOSURE, 10X8X4
78205176040	1084-4LC	TYPE 4 JIC LIFT-OFF COVER ENCLOSURE, 10X8X4
78205188173	1084-4QT	TYPE 4 JIC CONT HINGE COVER, 1/4 TURN LATCH 10X8X4
78205170174	1086-4CHC	TYPE 4 JIC CONTINUOUS HINGE COVER ENCLOSURE, 10X8X6
78205188178	1086-4QT	TYPE 4 JIC CONT HINGE COVER, 1/4 TURN LATCH 10X8X6
78205174050	12105-4CHC	TYPE 4 JIC CONTINUOUS HINGE COVER ENCLOSURE, 12X10X5
78205188175	12105-4QT	TYPE 4 JIC CONT HINGE COVER, 1/4 TURN LATCH 12X10X5
78205174055	12126-4CHC	TYPE 4 JIC CONTINUOUS HINGE COVER ENCLOSURE, 12X12X6
78205188182	12126-4QT	TYPE 4 JIC CONT HINGE COVER, 1/4 TURN LATCH 12X12X6
78205174060	14126-4CHC	TYPE 4 JIC CONTINUOUS HINGE COVER ENCLOSURE, 14X12X6
78205176060	14126-4LC	TYPE 4 JIC LIFT-OFF COVER ENCLOSURE, 14X12X6
78205188184	14126-4QT	TYPE 4 JIC CONT HINGE COVER, 1/4 TURN LATCH 14X12X6
78205188188	14128-4QT	TYPE 4 JIC CONT HINGE COVER, 1/4 TURN LATCH 14X12X8


UPC Number	Catalog Number	Description
78205174070	16146-4CHC	TYPE 4 JIC CONTINUOUS HINGE COVER ENCLOSURE, 16X14X6
78205176070	16146-4LC	TYPE 4 JIC LIFT-OFF COVER ENCLOSURE, 16X14X6
78205188186	16146-4QT	TYPE 4 JIC CONT HINGE COVER, 1/4 TURN LATCH 16X14X6
78205188189	16148-4QT	TYPE 4 JIC CONT HINGE COVER, 1/4 TURN LATCH 16X14X8
 <p><b>TYPE 4 WALL-MOUNT ENCLOSURES</b></p> <p>Schedule: C2 Subclass: DFO</p>		
78205181000	16126-4	TYPE 4 SINGLE-DOOR ENCLOSURE, 16X12X6
78205181090	16128-4	TYPE 4 SINGLE-DOOR ENCLOSURE, 16X12X8
78205140690	16166-4	TYPE 4 SINGLE-DOOR ENCLOSURE, 16X16X6
78205181220	201610-4	TYPE 4 SINGLE-DOOR ENCLOSURE, 20X16X10
78205181010	20166-4	TYPE 4 SINGLE-DOOR ENCLOSURE, 20X16X6
78205181100	20168-4	TYPE 4 SINGLE-DOOR ENCLOSURE, 20X16X8
78205181020	20206-4	TYPE 4 SINGLE-DOOR ENCLOSURE, 20X20X6
78205181110	20208-4	TYPE 4 SINGLE-DOOR ENCLOSURE, 20X20X8
78205140728	20248-4	TYPE 4 SINGLE-DOOR ENCLOSURE, 20X24X8
78205181040	24126-4	TYPE 4 SINGLE-DOOR ENCLOSURE, 24X12X6
78205140731	24166-4	TYPE 4 SINGLE-DOOR ENCLOSURE, 24X16X6
78205140738	242010-4	TYPE 4 SINGLE-DOOR ENCLOSURE, 24X20X10
78205181030	24206-4	TYPE 4 SINGLE-DOOR ENCLOSURE, 24X20X6
78205181120	24208-4	TYPE 4 SINGLE-DOOR ENCLOSURE, 24X20X8
78205181050	24246-4	TYPE 4 SINGLE-DOOR ENCLOSURE, 24X24X6
78205181130	24248-4	TYPE 4 SINGLE-DOOR ENCLOSURE, 24X24X8
78205181230	302410-4	TYPE 4 SINGLE-DOOR ENCLOSURE, 30X24X10
78205181260	302412-4	TYPE 4 SINGLE-DOOR ENCLOSURE, 30X24X12


UPC Number	Catalog Number	Description
78205181150	30248-4	TYPE 4 SINGLE-DOOR ENCLOSURE, 30X24X8
78205187014	30308-4	TYPE 4 SINGLE-DOOR ENCLOSURE, 30X30X8
78205181160	36248-4	TYPE 4 SINGLE-DOOR ENCLOSURE, 36X24X8
78205181240	363010-4	TYPE 4 SINGLE-DOOR ENCLOSURE, 36X30X10
78205181270	363012-4	TYPE 4 SINGLE-DOOR ENCLOSURE, 36X30X12
78205181170	36308-4	TYPE 4 SINGLE-DOOR ENCLOSURE, 36X30X8
78205181250	483610-4	TYPE 4 SINGLE-DOOR ENCLOSURE, 48X36X10
78205188348	483610-43PT	TYPE 4 SINGLE-DOOR 3-POINT LOCKING ENCLOSURE 48X36X10
78205181280	483612-4	TYPE 4 SINGLE-DOOR ENCLOSURE, 48X36X12
78205188353	483612-43PT	TYPE 4 SINGLE-DOOR 3-POINT LOCKING ENCLOSURE 48X36X12
78205188355	483616-43PT	TYPE 4 SINGLE-DOOR 3-POINT LOCKING ENCLOSURE 48X36X16
78205188354	603612-43PT	TYPE 4 SINGLE-DOOR 3-POINT LOCKING ENCLOSURE 60X36X12
78205180525	603616-4	TYPE 4 SINGLE-DOOR ENCLOSURE, 60X36X16
78205188356	603616-43PT	TYPE 4 SINGLE-DOOR 3-POINT LOCKING ENCLOSURE 60X36X16
 <p><b>TYPE 4 PREMIER SERIES WALL-MOUNT ENCLOSURE</b></p> <p>Schedule: C2 Subclass: TCO</p>		
78205109174	1086-SD	TYPE 4/12 SINGLE SOLID DOOR ENCLOSURE, 10X8X6
78205109175	12106-SD	TYPE 4/12 SINGLE SOLID DOOR ENCLOSURE, 12X10X6
78205109176	12126-SD	TYPE 4/12 SINGLE SOLID DOOR ENCLOSURE, 12X12X6
79903854515	12126-SDLG	TYPE 4/12 SINGLE-DOOR ENCL LG 12X12X6
78205109227	12126-SDW	TYPE 4/12 SINGLE WINDOW DOOR ENCLOSURE, 12X12X6
78205109177	16126-SD	TYPE 4/12 SINGLE SOLID DOOR ENCLOSURE, 16X12X6
79903852126	16126-SDLG	TYPE 4/12 SINGLE-DOOR ENCL LG 16X12X6
78205109185	16128-SD	TYPE 4/12 SINGLE SOLID DOOR ENCLOSURE, 16X12X8

UPC Number	Catalog Number	Description
78205109233	16128-SDW	TYPE 4/12 SINGLE WINDOW DOOR ENCLOSURE, 16X12X8
78205109178	16166-SD	TYPE 4/12 SINGLE SOLID DOOR ENCLOSURE, 16X16X6
78205109186	16168-SD	TYPE 4/12 SINGLE SOLID DOOR ENCLOSURE, 16X16X8
79903851315	16168-SDLG	TYPE 4/12 SINGLE-DOOR ENCL LG 16X16X8
78205109187	16208-SD	TYPE 4/12 SINGLE SOLID DOOR ENCLOSURE, 16X20X8
78205125868	201610-SD	TYPE 4/12 SINGLE SOLID DOOR ENCLOSURE, 20X16X10
78205109180	20166-SD	TYPE 4/12 SINGLE SOLID DOOR ENCLOSURE, 20X16X6
78205109229	20166-SDW	TYPE 4/12 SINGLE WINDOW DOOR ENCLOSURE, 20X16X6
78205109188	20168-SD	TYPE 4/12 SINGLE SOLID DOOR ENCLOSURE, 20X16X8
78205109201	202012-SD	TYPE 4/12 SINGLE SOLID DOOR ENCLOSURE, 20X20X12
78205109181	20206-SD	TYPE 4/12 SINGLE SOLID DOOR ENCLOSURE, 20X20X6
78205109189	20208-SD	TYPE 4/12 SINGLE SOLID DOOR ENCLOSURE, 20X20X8
79903851316	20208-SDLG	TYPE 4/12 SINGLE-DOOR ENCL LG 20X20X8
78205109191	24168-SD	TYPE 4/12 SINGLE SOLID DOOR ENCLOSURE, 24X16X8
79903854530	24168-SDLG	TYPE 4/12 SINGLE-DOOR ENCL LG 24X16X8
78205125873	242010-SD	TYPE 4/12 SINGLE SOLID DOOR ENCLOSURE, 24X20X10
78205109183	24206-SD	TYPE 4/12 SINGLE SOLID DOOR ENCLOSURE, 24X20X6
78205109192	24208-SD	TYPE 4/12 SINGLE SOLID DOOR ENCLOSURE, 24X20X8
79903854531	24208-SDLG	TYPE 4/12 SINGLE-DOOR ENCL LG 24X20X8
78205125874	242410-SD	TYPE 4/12 SINGLE SOLID DOOR ENCLOSURE, 24X24X10
78205125892	242410-SDW	TYPE 4/12 SINGLE WINDOW DOOR ENCLOSURE, 24X24X10
78205109203	242412-SD	TYPE 4/12 SINGLE SOLID DOOR ENCLOSURE, 24X24X12
79903854562	242412-SDLG	TYPE 4/12 SINGLE-DOOR ENCL LG 24X24X12
78205109241	242412-SDW	TYPE 4/12 SINGLE WINDOW DOOR ENCLOSURE, 24X24X12
78205109213	242416-SD	TYPE 4/12 SINGLE SOLID DOOR ENCLOSURE, 24X24X16
78205109216	242420-SD	TYPE 4/12 SINGLE SOLID DOOR ENCLOSURE, 24X24X20

UPC Number	Catalog Number	Description
78205109184	24246-SD	TYPE 4/12 SINGLE SOLID DOOR ENCLOSURE, 24X24X6
78205109232	24246-SDW	TYPE 4/12 SINGLE WINDOW DOOR ENCLOSURE, 24X24X6
78205109193	24248-SD	TYPE 4/12 SINGLE SOLID DOOR ENCLOSURE, 24X24X8
79903854532	24248-SDLG	TYPE 4/12 SINGLE-DOOR ENCL LG 24X24X8
78205109237	24248-SDW	TYPE 4/12 SINGLE WINDOW DOOR ENCLOSURE, 24X24X8
78205125875	243010-SD	TYPE 4/12 SINGLE SOLID DOOR ENCLOSURE, 24X30X10
78205109194	24308-SD	TYPE 4/12 SINGLE SOLID DOOR ENCLOSURE, 24X30X8
78205109246	24428-TD	FLUSH MOUNT ENCLOSURE, 24X42X8
78205125878	302410-SD	TYPE 4/12 SINGLE SOLID DOOR ENCLOSURE, 30X24X10
78205109204	302412-SD	TYPE 4/12 SINGLE SOLID DOOR ENCLOSURE, 30X24X12
78205109196	30248-SD	TYPE 4/12 SINGLE SOLID DOOR ENCLOSURE, 30X24X8
78205125879	303010-SD	TYPE 4/12 SINGLE SOLID DOOR ENCLOSURE, 30X30X10
78205109205	303012-SD	TYPE 4/12 SINGLE SOLID DOOR ENCLOSURE, 30X30X12
78205109197	30308-SD	TYPE 4/12 SINGLE SOLID DOOR ENCLOSURE, 30X30X8
79903851320	30308-SDLG	TYPE 4/12 SINGLE-DOOR ENCL LG 30X30X8
78205125880	362410-SD	TYPE 4/12 SINGLE SOLID DOOR ENCLOSURE, 36X24X10
78205109206	362412-SD	TYPE 4/12 SINGLE SOLID DOOR ENCLOSURE, 36X24X12
78205109198	36248-SD	TYPE 4/12 SINGLE SOLID DOOR ENCLOSURE, 36X24X8
78205125881	363010-SD	TYPE 4/12 SINGLE SOLID DOOR ENCLOSURE, 36X30X10
78205109207	363012-SD	TYPE 4/12 SINGLE SOLID DOOR ENCLOSURE, 36X30X12
78205109199	36308-SD	TYPE 4/12 SINGLE SOLID DOOR ENCLOSURE, 36X30X8
78205125882	363610-SD	TYPE 4/12 SINGLE SOLID DOOR ENCLOSURE, 36X36X10
78205109208	363612-SD	TYPE 4/12 SINGLE SOLID DOOR ENCLOSURE, 36X36X12
78205109200	36368-SD	TYPE 4/12 SINGLE SOLID DOOR ENCLOSURE, 36X36X8
78205109249	364812-TD	FLUSH MOUNT ENCLOSURE, 36X48X12
78205109250	366012-TD	FLUSH MOUNT ENCLOSURE, 36X60X12

UPC Number	Catalog Number	Description
78205125883	423610-SD	TYPE 4/12 SINGLE SOLID DOOR ENCLOSURE, 42X36X10
78205109209	423612-SD	TYPE 4/12 SINGLE SOLID DOOR ENCLOSURE, 42X36X12
78205125885	482410-SD	TYPE 4/12 SINGLE SOLID DOOR ENCLOSURE, 48X24X10
78205125886	483610-SD	TYPE 4/12 SINGLE SOLID DOOR ENCLOSURE, 48X36X10
78205109211	483612-SD	TYPE 4/12 SINGLE SOLID DOOR ENCLOSURE, 48X36X12
78205109215	483616-SD	TYPE 4/12 SINGLE SOLID DOOR ENCLOSURE, 48X36X16
78205109212	603612-SD	TYPE 4/12 SINGLE SOLID DOOR ENCLOSURE, 60X36X12
 <p style="text-align: center;"><b>TYPE 4 DOUBLE DOOR WALL-MOUNT &amp; FLOOR STANDING ENCLOSURES</b></p> <p style="text-align: center;"><b>Schedule: C2 Subclass: D10</b></p>		
78205188489	304810-4D3PT	TYPE 4 DD 3-POINT LOCKING WALL MOUNT ENCLOSURE 30X48X10
78205188491	364812-4D3PT	TYPE 4 DD 3-POINT LOCKING WALL MOUNT ENCLOSURE 36X48X12
78205188492	366012-4D3PT	TYPE 4 DD 3-POINT LOCKING WALL MOUNT ENCLOSURE 36X60X12
78205188651	626012-4FD3PT	TYPE 4 DD FLOOR-STANDING 3-POINT LOCKING ENCL 62X60X12
78205188652	746012-4FD3PT	TYPE 4 DD FLOOR-STANDING 3-POINT LOCKING ENCL 74X60X12
78205188653	747224-4FD3PT	TYPE 4 DD FLOOR-STANDING 3-POINT LOCKING ENCL 74X72X24
 <p style="text-align: center;"><b>TYPE 4 FREE STANDING ENCLOSURES</b></p> <p style="text-align: center;"><b>Schedule: C2 Subclass: D10</b></p>		
78205189117	722418-4FS3PT	TYPE 4 FREE-STANDING 3-POINT LOCKING ENCLOSURE 72X24X18
78205189122	723024-4FS3PT	TYPE 4 FREE-STANDING 3-POINT LOCKING ENCLOSURE 72X30X24
78205189123	723624-4FS3PT	TYPE 4 FREE-STANDING 3-POINT LOCKING ENCLOSURE 72X36X24
78205189124	723630-4FS3PT	TYPE 4 FREE-STANDING 3-POINT LOCKING ENCLOSURE 72X36X30


UPC Number	Catalog Number	Description
 <p style="text-align: right;"><b>TYPE 4X JIC ENCLOSURES</b></p> <p style="text-align: right;"><b>Schedule: C2 Subclass: D10 &amp; DD0</b></p>		
78205170082	443-4XSLC	TYPE 4X JIC STAINLESS STEEL LIFT-OFF COVER ENCLOSURE, 4X4X3
78205170090	643-4XSLC	TYPE 4X JIC STAINLESS STEEL LIFT-OFF COVER ENCLOSURE, 6X4X3
78205170280	644-4XSCHC	TYPE 4X STAINLESS STEEL JIC CONTINUOUS HINGE COVER ENCLOSURE, 6X4X4
78205170282	664-4XACHC	TYPE 4X ALUMINUM JIC CONTINUOUS HINGE COVER ENCLOSURE, 6X6X4
78205170092	664-4XALC	TYPE 4X ALUM JIC LIFT-OFF COVER 6X6X4
78205170284	664-4XSCHC	TYPE 4X STAINLESS STEEL JIC CONTINUOUS HINGE COVER ENCLOSURE, 6X6X4
78205170094	664-4XSLC	TYPE 4X JIC STAINLESS STEEL LIFT-OFF COVER ENCLOSURE, 6X6X4
78205188203	664-4XSQT	TYPE 4X SS JIC CONT HINGE COVER, 1/4 TURN LATCH 6X6X4
78205109478	664-4XSS6CHC	TYPE 4X STAINLESS STEEL JIC CONTINUOUS HINGE COVER ENCLOSURE, 6X6X4
78205170292	864-4XACHC	TYPE 4X ALUMINUM JIC CONTINUOUS HINGE COVER ENCLOSURE, 8X6X4
78205170294	864-4XSCHC	TYPE 4X STAINLESS STEEL JIC CONTINUOUS HINGE COVER ENCLOSURE, 8X6X4
78205170100	864-4XSLC	TYPE 4X JIC STAINLESS STEEL LIFT-OFF COVER ENCLOSURE, 8X6X4
78205188206	864-4XSQT	TYPE 4X SS JIC CONT HINGE COVER, 1/4 TURN LATCH 8X6X4
78205109479	864-4XSS6CHC	TYPE 4X STAINLESS STEEL JIC CONTINUOUS HINGE COVER ENCLOSURE, 8X6X4
78205170299	884-4XSCHC	TYPE 4X STAINLESS STEEL JIC CONTINUOUS HINGE COVER ENCLOSURE, 8X8X4
78205170101	884-4XSLC	TYPE 4X JIC STAINLESS STEEL LIFT-OFF COVER ENCLOSURE, 8X8X4
78205113206	884-4XSS6CHC	TYPE 4X STAINLESS STEEL JIC CONTINUOUS HINGE COVER ENCLOSURE, 8X8X4
78205170182	1084-4XACHC	TYPE 4X ALUMINUM JIC CONTINUOUS HINGE COVER ENCLOSURE, 10X8X4
78205170040	1084-4XALC	TYPE 4X ALUM JIC LIFT-OFF COVER 10X8X4
78205170184	1084-4XSCHC	TYPE 4X STAINLESS STEEL JIC CONTINUOUS HINGE COVER ENCLOSURE, 10X8X4
78205170042	1084-4XSLC	TYPE 4X JIC STAINLESS STEEL LIFT-OFF COVER ENCLOSURE, 10X8X4
78205188207	1084-4XSQT	TYPE 4X SS JIC CONT HINGE COVER, 1/4 TURN LATCH 10X8X4

UPC Number	Catalog Number	Description
78205109480	1084-4XSS6CHC	TYPE 4X STAINLESS STEEL JIC CONTINUOUS HINGE COVER ENCLOSURE, 10X8X4
78205170048	12105-4XSLC	TYPE 4X JIC STAINLESS STEEL LIFT-OFF COVER ENCLOSURE, 12X10X5
78205188208	12105-4XSQT	TYPE 4X SS JIC CONT HINGE COVER, 1/4 TURN LATCH 12X10X5
78205170196	12106-4XACHC	TYPE 4X ALUMINUM JIC CONTINUOUS HINGE COVER ENCLOSURE, 12X10X6
78205170198	12106-4XSCHC	TYPE 4X STAINLESS STEEL JIC CONTINUOUS HINGE COVER ENCLOSURE, 12X10X6
78205109481	12106-4XSS6CHC	TYPE 4X STAINLESS STEEL JIC CONTINUOUS HINGE COVER ENCLOSURE, 12X10X6
78205170256	12126-4XACHC	TYPE 4X ALUMINUM JIC CONTINUOUS HINGE COVER ENCLOSURE, 12X12X6
78205170258	12126-4XSCHC	TYPE 4X STAINLESS STEEL JIC CONTINUOUS HINGE COVER ENCLOSURE, 12X12X6
78205188211	12126-4XSQT	TYPE 4X SS JIC CONT HINGE COVER, 1/4 TURN LATCH 12X12X6
78205109482	12126-4XSS6CHC	TYPE 4X STAINLESS STEEL JIC CONTINUOUS HINGE COVER ENCLOSURE, 12X12X6
78205170262	14126-4XACHC	TYPE 4X ALUMINUM JIC CONTINUOUS HINGE COVER ENCLOSURE, 14X12X6
78205170264	14126-4XSCHC	TYPE 4X STAINLESS STEEL JIC CONTINUOUS HINGE COVER ENCLOSURE, 14X12X6
78205170054	14126-4XSLC	TYPE 4X JIC STAINLESS STEEL LIFT-OFF COVER ENCLOSURE, 14X12X6
78205188212	14126-4XSQT	TYPE 4X SS JIC CONT HINGE COVER, 1/4 TURN LATCH 14X12X6
78205109483	14126-4XSS6CHC	TYPE 4X STAINLESS STEEL JIC CONTINUOUS HINGE COVER ENCLOSURE, 14X12X6
78205170270	16146-4XACHC	TYPE 4X ALUMINUM JIC CONTINUOUS HINGE COVER ENCLOSURE, 16X14X6
78205170272	16146-4XSCHC	TYPE 4X STAINLESS STEEL JIC CONTINUOUS HINGE COVER ENCLOSURE, 16X14X6
78205170060	16146-4XSLC	TYPE 4X JIC STAINLESS STEEL LIFT-OFF COVER ENCLOSURE, 16X14X6
78205188213	16146-4XSQT	TYPE 4X SS JIC CONT HINGE COVER, 1/4 TURN LATCH 16X14X6
78205109468	16146-4XSS6CHC	TYPE 4X STAINLESS STEEL JIC CONTINUOUS HINGE COVER ENCLOSURE, 16X14X6
78205107809	PLKJICSS6	JIC PADLOCK KIT TYPE 316 STAINLESS STEEL
		<p style="text-align: center;"><b>TYPE 4X WALL-MOUNT ENCLOSURES</b></p> <p><b>Schedule: C2</b> <b>Subclass: DG0 &amp; D00</b></p>
78205146082	16126-4XS	TYPE 4X STAINLESS STEEL SINGLE-DOOR ENCLOSURE, 16X12X6



UPC Number	Catalog Number	Description
78205109491	16126-4XSS6	TYPE 4X STAINLESS STEEL SINGLE-DOOR ENCLOSURE, 16X12X6
78205140686	16128-4XS	TYPE 4X STAINLESS STEEL SINGLE-DOOR ENCLOSURE, 16X12X8
78205109504	16128-4XSS6	TYPE 4X STAINLESS STEEL SINGLE-DOOR ENCLOSURE, 16X12X8
78205140694	16166-4XS	TYPE 4X STAINLESS STEEL SINGLE-DOOR ENCLOSURE, 16X16X6
78205109492	16166-4XSS6	TYPE 4X STAINLESS STEEL SINGLE-DOOR ENCLOSURE, 16X16X6
78205140708	201610-4XA	TYPE 4X ALUM SINGLE-DOOR ENCLOSURE, 20X16X10
78205140710	201610-4XS	TYPE 4X STAINLESS STEEL SINGLE-DOOR ENCLOSURE, 20X16X10
78205140712	20166-4XA	TYPE 4X ALUM SINGLE-DOOR ENCLOSURE, 20X16X6
78205147014	20166-4XS	TYPE 4X STAINLESS STEEL SINGLE-DOOR ENCLOSURE, 20X16X6
78205109495	20166-4XSS6	TYPE 4X STAINLESS STEEL SINGLE-DOOR ENCLOSURE, 20X16X6
78205140718	20168-4XS	TYPE 4X STAINLESS STEEL SINGLE-DOOR ENCLOSURE, 20X16X8
78205109505	20168-4XSS6	TYPE 4X STAINLESS STEEL SINGLE-DOOR ENCLOSURE, 20X16X8
78205140722	20206-4XS	TYPE 4X STAINLESS STEEL SINGLE-DOOR ENCLOSURE, 20X20X6
78205109496	20206-4XSS6	TYPE 4X STAINLESS STEEL SINGLE-DOOR ENCLOSURE, 20X20X6
78205109674	20208-4XS	TYPE 4X STAINLESS STEEL SINGLE-DOOR ENCLOSURE, 20X20X8
78205140736	24168-4XS	TYPE 4X STAINLESS STEEL SINGLE-DOOR ENCLOSURE, 24X16X8
78205140742	242010-4XS	TYPE 4X STAINLESS STEEL SINGLE-DOOR ENCLOSURE, 24X20X10
78205188395	242010-4XS3PT	TYPE 4X SS SINGLE-DOOR 3-POINT LOCKING ENCLOSURE 24X20X10
78205140748	24206-4XS	TYPE 4X STAINLESS STEEL SINGLE-DOOR ENCLOSURE, 24X20X6
78205188387	24206-4XS3PT	TYPE 4X SS SINGLE-DOOR 3-POINT LOCKING ENCLOSURE 24X20X6
78205188002	24208-4XS	TYPE 4X STAINLESS STEEL SINGLE-DOOR ENCLOSURE, 24X20X8
78205188388	24208-4XS3PT	TYPE 4X SS SINGLE-DOOR 3-POINT LOCKING ENCLOSURE 24X20X8
78205140752	242412-4XS	TYPE 4X STAINLESS STEEL SINGLE-DOOR ENCLOSURE, 24X24X12
78205188399	242412-4XS3PT	TYPE 4X SS SINGLE-DOOR 3-POINT LOCKING ENCLOSURE 24X24X12
78205109529	242412-4XSS6	TYPE 4X STAINLESS STEEL SINGLE-DOOR ENCLOSURE, 24X24X12
78205188422	242412-4XSS63PT	TYPE 4X SS6 SINGLE-DOOR 3-POINT LOCKING ENCLOSURE 24X24X12



UPC Number	Catalog Number	Description
78205109670	24246-4XS	TYPE 4X STAINLESS STEEL SINGLE-DOOR ENCLOSURE, 24X24X6
78205109500	24246-4XSS6	TYPE 4X STAINLESS STEEL SINGLE-DOOR ENCLOSURE, 24X24X6
78205140754	24248-4XA	TYPE 4X ALUM SINGLE-DOOR ENCLOSURE, 24X24X8
78205140756	24248-4XS	TYPE 4X STAINLESS STEEL SINGLE-DOOR ENCLOSURE, 24X24X8
78205188389	24248-4XS3PT	TYPE 4X SS SINGLE-DOOR 3-POINT LOCKING ENCLOSURE 24X24X8
78205109510	24248-4XSS6	TYPE 4X STAINLESS STEEL SINGLE-DOOR ENCLOSURE, 24X24X8
78205140764	24308-4XS	TYPE 4X STAINLESS STEEL SINGLE-DOOR ENCLOSURE, 24X30X8
78205140772	30208-4XS	TYPE 4X STAINLESS STEEL SINGLE-DOOR ENCLOSURE, 30X20X8
78205187002	302412-4XS	TYPE 4X STAINLESS STEEL SINGLE-DOOR ENCLOSURE, 30X24X12
78205187008	30248-4XS	TYPE 4X STAINLESS STEEL SINGLE-DOOR ENCLOSURE, 30X24X8
78205188390	30248-4XS3PT	TYPE 4X SS SINGLE-DOOR 3-POINT LOCKING ENCLOSURE 30X24X8
78205109513	30248-4XSS6	TYPE 4X STAINLESS STEEL SINGLE-DOOR ENCLOSURE, 30X24X8
78205187018	30308-4XS	TYPE 4X STAINLESS STEEL SINGLE-DOOR ENCLOSURE, 30X30X8
78205188391	30308-4XS3PT	TYPE 4X SS SINGLE-DOOR 3-POINT LOCKING ENCLOSURE 30X30X8
78205109514	30308-4XSS6	TYPE 4X STAINLESS STEEL SINGLE-DOOR ENCLOSURE, 30X30X8
78205187024	362410-4XS	TYPE 4X STAINLESS STEEL SINGLE-DOOR ENCLOSURE, 36X24X10
78205187034	36248-4XS	TYPE 4X STAINLESS STEEL SINGLE-DOOR ENCLOSURE, 36X24X8
78205109515	36248-4XSS6	TYPE 4X STAINLESS STEEL SINGLE-DOOR ENCLOSURE, 36X24X8
78205187038	363010-4XS	TYPE 4X STAINLESS STEEL SINGLE-DOOR ENCLOSURE, 36X30X10
78205188396	363010-4XS3PT	TYPE 4X SS SINGLE-DOOR 3-POINT LOCKING ENCLOSURE 36X30X10
78205109524	363010-4XSS6	TYPE 4X STAINLESS STEEL SINGLE-DOOR ENCLOSURE, 36X30X10
78205187042	363012-4XS	TYPE 4X STAINLESS STEEL SINGLE-DOOR ENCLOSURE, 36X30X12
78205188402	363012-4XS3PT	TYPE 4X SS SINGLE-DOOR 3-POINT LOCKING ENCLOSURE 36X30X12
78205109531	363012-4XSS6	TYPE 4X STAINLESS STEEL SINGLE-DOOR ENCLOSURE, 36X30X12
78205187046	363016-4XS	TYPE 4X STAINLESS STEEL SINGLE-DOOR ENCLOSURE, 36X30X16
78205140832	36308-4XS	TYPE 4X STAINLESS STEEL SINGLE-DOOR ENCLOSURE, 36X30X8

UPC Number	Catalog Number	Description
78205109681	363612-4XS	TYPE 4X STAINLESS STEEL SINGLE-DOOR ENCLOSURE, 36X36X12
78205188403	363612-4XS3PT	TYPE 4X SS SINGLE-DOOR 3-POINT LOCKING ENCLOSURE 36X36X12
78205109532	363612-4XSS6	TYPE 4X STAINLESS STEEL SINGLE-DOOR ENCLOSURE, 36X36X12
78205188425	363612-4XSS63PT	TYPE 4X SS6 SINGLE-DOOR 3-POINT LOCKING ENCLOSURE 36X36X12
78205140840	423010-4XS	TYPE 4X STAINLESS STEEL SINGLE-DOOR ENCLOSURE, 42X30X10
78205188404	423612-4XS3PT	TYPE 4X SS SINGLE-DOOR 3-POINT LOCKING ENCLOSURE 42X36X12
78205109679	483610-4XS	TYPE 4X STAINLESS STEEL SINGLE-DOOR ENCLOSURE, 48X36X10
78205188398	483610-4XS3PT	TYPE 4X SS SINGLE-DOOR 3-POINT LOCKING ENCLOSURE 48X36X10
78205140856	483612-4XS	TYPE 4X STAINLESS STEEL SINGLE-DOOR ENCLOSURE, 48X36X12
78205188405	483612-4XS3PT	TYPE 4X SS SINGLE-DOOR 3-POINT LOCKING ENCLOSURE 48X36X12
78205109533	483612-4XSS6	TYPE 4X STAINLESS STEEL SINGLE-DOOR ENCLOSURE, 48X36X12
78205140862	483616-4XS	TYPE 4X STAINLESS STEEL SINGLE-DOOR ENCLOSURE, 48X36X16
78205188407	483616-4XS3PT	TYPE 4X SS SINGLE-DOOR 3-POINT LOCKING ENCLOSURE 48X36X16
78205140786	603612-4XS	TYPE 4X STAINLESS STEEL SINGLE-DOOR ENCLOSURE, 60X36X12
78205188406	603612-4XS3PT	TYPE 4X SS SINGLE-DOOR 3-POINT LOCKING ENCLOSURE 60X36X12
 <p style="text-align: right;"><b>TYPE 4X PREMIER SERIES WALL-MOUNT ENCLOSURES</b></p> <p style="text-align: right;"><b>Schedule: C2 Subclass: TE0</b></p>		
78205109348	1086-SDSS4	TYPE 4X STAINLESS STEEL SINGLE-SOLID DOOR ENCLOSURE, 10X8X6
78205109350	12126-SDSS4	TYPE 4X STAINLESS STEEL SINGLE-SOLID DOOR ENCLOSURE, 12X12X6
78205109351	16126-SDSS4	TYPE 4X STAINLESS STEEL SINGLE-SOLID DOOR ENCLOSURE, 16X12X6
78205109355	16128-SDSS4	TYPE 4X STAINLESS STEEL SINGLE-SOLID DOOR ENCLOSURE, 16X12X8
78205109352	16166-SDSS4	TYPE 4X STAINLESS STEEL SINGLE-SOLID DOOR ENCLOSURE, 16X16X6
78205109381	16166-SDSS6	TYPE 4X STAINLESS STEEL SINGLE-SOLID DOOR ENCLOSURE, 16X16X6
78205109356	16168-SDSS4	TYPE 4X STAINLESS STEEL SINGLE-SOLID DOOR ENCLOSURE, 16X16X8

UPC Number	Catalog Number	Description
78205109357	16208-SDSS4	TYPE 4X STAINLESS STEEL SINGLE-SOLID DOOR ENCLOSURE, 16X20X8
78205109386	16208-SDSS6	TYPE 4X STAINLESS STEEL SINGLE-SOLID DOOR ENCLOSURE, 16X20X8
78205109353	20166-SDSS4	TYPE 4X STAINLESS STEEL SINGLE-SOLID DOOR ENCLOSURE, 20X16X6
78205109358	20168-SDSS4	TYPE 4X STAINLESS STEEL SINGLE-SOLID DOOR ENCLOSURE, 20X16X8
78205109367	202012-SDSS4	TYPE 4X STAINLESS STEEL SINGLE-SOLID DOOR ENCLOSURE, 20X20X12
78205109354	20206-SDSS4	TYPE 4X STAINLESS STEEL SINGLE-SOLID DOOR ENCLOSURE, 20X20X6
78205109359	20208-SDSS4	TYPE 4X STAINLESS STEEL SINGLE-SOLID DOOR ENCLOSURE, 20X20X8
78205109360	24168-SDSS4	TYPE 4X STAINLESS STEEL SINGLE-SOLID DOOR ENCLOSURE, 24X16X8
78205109389	24168-SDSS6	TYPE 4X STAINLESS STEEL SINGLE-SOLID DOOR ENCLOSURE, 24X16X8
78205109361	24208-SDSS4	TYPE 4X STAINLESS STEEL SINGLE-SOLID DOOR ENCLOSURE, 24X20X8
78205109390	24208-SDSS6	TYPE 4X STAINLESS STEEL SINGLE-SOLID DOOR ENCLOSURE, 24X20X8
78205109368	242412-SDSS4	TYPE 4X STAINLESS STEEL SINGLE-SOLID DOOR ENCLOSURE, 24X24X12
78205109362	24248-SDSS4	TYPE 4X STAINLESS STEEL SINGLE-SOLID DOOR ENCLOSURE, 24X24X8
78205109391	24248-SDSS6	TYPE 4X STAINLESS STEEL SINGLE-SOLID DOOR ENCLOSURE, 24X24X8
78205109369	302412-SDSS4	TYPE 4X STAINLESS STEEL SINGLE-SOLID DOOR ENCLOSURE, 30X24X12
78205109363	30248-SDSS4	TYPE 4X STAINLESS STEEL SINGLE-SOLID DOOR ENCLOSURE, 30X24X8
78205109392	30248-SDSS6	TYPE 4X STAINLESS STEEL SINGLE-SOLID DOOR ENCLOSURE, 30X24X8
78205109364	30308-SDSS4	TYPE 4X STAINLESS STEEL SINGLE-SOLID DOOR ENCLOSURE, 30X30X8
78205109370	362412-SDSS4	TYPE 4X STAINLESS STEEL SINGLE-SOLID DOOR ENCLOSURE, 36X24X12
78205109399	362412-SDSS6	TYPE 4X STAINLESS STEEL SINGLE-SOLID DOOR ENCLOSURE, 36X24X12
78205109394	36248-SDSS6	TYPE 4X STAINLESS STEEL SINGLE-SOLID DOOR ENCLOSURE, 36X24X8
78205109371	363012-SDSS4	TYPE 4X STAINLESS STEEL SINGLE-SOLID DOOR ENCLOSURE, 36X30X12
78205109366	36308-SDSS4	TYPE 4X STAINLESS STEEL SINGLE-SOLID DOOR ENCLOSURE, 36X30X8
78205109395	36308-SDSS6	TYPE 4X STAINLESS STEEL SINGLE-SOLID DOOR ENCLOSURE, 36X30X8
78205109372	363612-SDSS4	TYPE 4X STAINLESS STEEL SINGLE-SOLID DOOR ENCLOSURE, 36X36X12
78205109401	363612-SDSS6	TYPE 4X STAINLESS STEEL SINGLE-SOLID DOOR ENCLOSURE, 36X36X12

UPC Number	Catalog Number	Description
78205109374	483612-SDSS4	TYPE 4X STAINLESS STEEL SINGLE-SOLID DOOR ENCLOSURE, 48X36X12
78205109403	483612-SDSS6	TYPE 4X STAINLESS STEEL SINGLE-SOLID DOOR ENCLOSURE, 48X36X12
		<p><b>TYPE 4X DOUBLE DOOR WALL-MOUNT &amp; FLOOR STANDING ENCLOSURES</b></p> <p><b>Schedule: C2 Subclass: DJ0</b></p>
78205188555	304810-4XSD3PT	TYPE 4X SS DD 3-POINT LOCKING WALL MOUNT ENCLOSURE 30X48X10
78205188556	306010-4XSD3PT	TYPE 4X SS DD 3-POINT LOCKING WALL MOUNT ENCLOSURE 30X60X10
78205188559	366012-4XSD3PT	TYPE 4X SS DD 3-POINT LOCKING WALL MOUNT ENCLOSURE 36X60X12
78205188562	426012-4XSD3PT	TYPE 4X SS DD 3-POINT LOCKING WALL MOUNT ENCLOSURE 42X60X12
78205188563	484812-4XS-D3PT	TYPE 4X SS DD 3-POINT LOCKING WALL MOUNT ENCLOSURE 48X48X12
78205189453	606012-4XSFDQT	TYPE 4X SS DD FLOOR-STANDING 1/4 TURN LATCH ENCL 60X60X12
78205188859	626012-4XSFD3PT	TYPE 4X SS DD FLOOR-STANDING 3-POINT LOCKING ENCL 62X60X12
78205189454	726012-4XSFDQT	TYPE 4X SS DD FLOOR-STANDING 1/4 TURN LATCH ENCL 72X60X12
78205189455	727212-4XSFDQT	TYPE 4X SS DD FLOOR-STANDING 1/4 TURN LATCH ENCL 72X72X12
78205189459	727218-4XSFDQT	TYPE 4X SS DD FLOOR-STANDING 1/4 TURN LATCH ENCL 72X72X18
78205188860	746012-4XSFD3PT	TYPE 4X SS DD FLOOR-STANDING 3-POINT LOCKING ENCL 74X60X12
78205188861	747212-4XSFD3PT	TYPE 4X SS DD FLOOR-STANDING 3-POINT LOCKING ENCL 74X72X12
78205188863	747224-4XSFD3PT	TYPE 4X SS DD FLOOR-STANDING 3-POINT LOCKING ENCL 74X72X24
		<p><b>TYPE 4X FREE STANDING ENCLOSURES</b></p> <p><b>Schedule: C2 Subclass: U40</b></p>
78205189325	604818-4XSFS-D3PT	TYPE 4X SS FREE-STANDING 3-POINT LOCKING ENCLOSURE 60X48X18
78205189209	722418-4XSFS3PT	TYPE 4X SS FREE-STANDING 3-POINT LOCKING ENCLOSURE 72X24X18
78205189211	723618-4XSFS3PT	TYPE 4X SS FREE-STANDING 3-POINT LOCKING ENCLOSURE 72X36X18

UPC Number	Catalog Number	Description
78205189217	723624-4XSFS3PT	TYPE 4X SS FREE-STANDING 3-POINT LOCKING ENCLOSURE 72X36X24
78205189327	726018-4XSFS-D3PT	TYPE 4X SS FREE-STANDING 3-POINT LOCKING ENCLOSURE 72X60X18
78205189332	726024-4XSFS-D3PT	TYPE 4X SS FREE-STANDING 3-POINT LOCKING ENCLOSURE 72X60X24
78205189328	727218-4XSFS-D3PT	TYPE 4X SS FREE-STANDING 3-POINT LOCKING ENCLOSURE 72X72X18
78205189333	727224-4XSFS-D3PT	TYPE 4X SS FREE-STANDING 3-POINT LOCKING ENCLOSURE 72X72X24
 <p><b>TYPE 4X FIBERGLASS ENCLOSURES</b></p> <p><b>Schedule: C2 Subclass: G00</b></p>		
78205152363	644-4XFLC	TYPE 4X FIBERGLASS LIFT OFF SCREW COVER ENCLOSURE, 6X4X4
78205152390	664-4XFCHQRC	TYPE 4X FIBERGLASS CONTINUOUS HINGE COVER ENCLOSURE, PAD-LOCKABLE ENCLOSURE, 6X6
78205152377	664-4XFCHSC	TYPE 4X FIBERGLASS CONTINUOUS HINGE SCREW COVER ENCLOSURE, 6X4X4
78205152364	664-4XFLC	TYPE 4X FIBERGLASS LIFT OFF SCREW COVER ENCLOSURE, 6X6X4
78205152391	864-4XFCHQRC	TYPE 4X FIBERGLASS CONTINUOUS HINGE COVER ENCLOSURE, PAD-LOCKABLE ENCLOSURE, 8X6
78205152365	864-4XFLC	TYPE 4X FIBERGLASS LIFT OFF SCREW COVER ENCLOSURE, 8X6X4
78205152426	864-SDFQR	TYPE 4X FIBERGLASS PREMIER PAD-LOCKABLE ENCLOSURE, 8X6X4
78205152366	884-4XFLC	TYPE 4X FIBERGLASS LIFT OFF SCREW COVER ENCLOSURE, 8X8X4
78205152393	1084-4XFCHQRC	TYPE 4X FIBERGLASS CONTINUOUS HINGE COVER ENCLOSURE, PAD-LOCKABLE ENCLOSURE, 10X
78205152380	1084-4XFCHSC	TYPE 4X FIBERGLASS CONTINUOUS HINGE SCREW COVER ENCLOSURE, 10X8X4
78205152367	1084-4XFLC	TYPE 4X FIBERGLASS LIFT OFF SCREW COVER ENCLOSURE, 10X8X4
78205152394	1085-4XFCHQRC	TYPE 4X FIBERGLASS CONTINUOUS HINGE COVER ENCLOSURE, PAD-LOCKABLE ENCLOSURE, 10X
78205152418	1086-SDF	TYPE 4X FIBERGLASS PREMIER SCREW COVER ENCLOSURE, 10X8X6
78205152428	1086-SDFQR	TYPE 4X FIBERGLASS PREMIER PAD-LOCKABLE ENCLOSURE, 10X8X6
78205152438	1086-SDFQRCC	TYPE 4X FIBERGLASS PREMIER SERIES PAD-LOCKABLE CLEAR COVER ENCLOSURE, 10X8X6
78205152395	12105-4XFCHQRC	TYPE 4X FIBERGLASS CONTINUOUS HINGE COVER ENCLOSURE, PAD-LOCKABLE ENCLOSURE, 12X
78205152382	12105-4XFCHSC	TYPE 4X FIBERGLASS CONTINUOUS HINGE SCREW COVER ENCLOSURE, 12X10X5

UPC Number	Catalog Number	Description
78205152369	12105-4XFLC	TYPE 4X FIBERGLASS LIFT OFF SCREW COVER ENCLOSURE, 12X10X5
78205152419	12106-SDF	TYPE 4X FIBERGLASS PREMIER SCREW COVER ENCLOSURE, 12X10X6
78205152429	12106-SDFQR	TYPE 4X FIBERGLASS PREMIER PAD-LOCKABLE ENCLOSURE, 12X10X6
78205152396	12126-4XFCHQRC	TYPE 4X FIBERGLASS CONTINUOUS HINGE COVER ENCLOSURE, PAD-LOCKABLE ENCLOSURE, 12X
78205152398	14126-4XFCHQRC	TYPE 4X FIBERGLASS CONTINUOUS HINGE COVER ENCLOSURE, PAD-LOCKABLE ENCLOSURE, 14X
78205152385	14126-4XFCHSC	TYPE 4X FIBERGLASS CONTINUOUS HINGE SCREW COVER ENCLOSURE, 14X12X6
78205152421	14128-SDF	TYPE 4X FIBERGLASS PREMIER SCREW COVER ENCLOSURE, 14X12X8
78205152431	14128-SDFQR	TYPE 4X FIBERGLASS PREMIER PAD-LOCKABLE ENCLOSURE, 14X12X8
78205152399	16146-4XFCHQRC	TYPE 4X FIBERGLASS CONTINUOUS HINGE COVER ENCLOSURE, PAD-LOCKABLE ENCLOSURE, 16X
78205152386	16146-4XFCHSC	TYPE 4X FIBERGLASS CONTINUOUS HINGE SCREW COVER ENCLOSURE, 16X14X6
78205152422	16148-SDF	TYPE 4X FIBERGLASS PREMIER SCREW COVER ENCLOSURE, 16X14X8
78205152432	16148-SDFQR	TYPE 4X FIBERGLASS PREMIER PAD-LOCKABLE ENCLOSURE, 16X14X8
78205152442	16148-SDFQRCC	TYPE 4X FIBERGLASS PREMIER SERIES PAD-LOCKABLE CLEAR COVER ENCLOSURE, 16X14X8
78205152423	181610-SDF	TYPE 4X FIBERGLASS PREMIER SCREW COVER ENCLOSURE, 18X16X10
78205152433	181610-SDFQR	TYPE 4X FIBERGLASS PREMIER PAD-LOCKABLE ENCLOSURE, 18X16X10
78205152400	18168-4XFCHQRC	TYPE 4X FIBERGLASS CONTINUOUS HINGE COVER ENCLOSURE, PAD-LOCKABLE ENCLOSURE, 18X
78205152387	18168-4XFCHSC	TYPE 4X FIBERGLASS CONTINUOUS HINGE SCREW COVER ENCLOSURE, 18X16X8
78205152374	18168-4XFLC	TYPE 4X FIBERGLASS LIFT OFF SCREW COVER ENCLOSURE, 18X16X8
78205152434	201610-SDFQR	TYPE 4X FIBERGLASS PREMIER PAD-LOCKABLE ENCLOSURE, 20X16X10
78205152480	201612-4XF	TYPE 4X FIBERGLASS WALL-MOUNT SINGLE DOOR ENCLOSURE, 20X16X12
78205152401	20168-4XFCHQRC	TYPE 4X FIBERGLASS CONTINUOUS HINGE COVER ENCLOSURE, PAD-LOCKABLE ENCLOSURE, 20X
78205152414	20168-4XFCHQR-CW	TYPE 4X FIBERGLASS CONTINUOUS HINGE COVER ENCLOSURE, PAD-LOCKABLE ENCLOSURE, W/
78205152375	20168-4XFLC	TYPE 4X FIBERGLASS LIFT OFF SCREW COVER ENCLOSURE, 20X16X8
78205152483	24208-4XF	TYPE 4X FIBERGLASS WALL-MOUNT SINGLE DOOR ENCLOSURE, 24X20X8
78205152470	242410 RHCF	T3R FG RT HINGE COVER 24X24X10
78205152484	242410-4XF	TYPE 4X FIBERGLASS WALL-MOUNT SINGLE DOOR ENCLOSURE, 24X24X10

UPC Number	Catalog Number	Description
78205152485	242412-4XF	TYPE 4X FIBERGLASS WALL-MOUNT SINGLE DOOR ENCLOSURE, 24X24X12
78205152491	302410-4XF	TYPE 4X FIBERGLASS WALL-MOUNT SINGLE DOOR ENCLOSURE, 30X24X10
78205152492	302412-4XF	TYPE 4X FIBERGLASS WALL-MOUNT SINGLE DOOR ENCLOSURE, 30X24X12
78205152490	30248-4XF	TYPE 4X FIBERGLASS WALL-MOUNT SINGLE DOOR ENCLOSURE, 30X24X8
78205152285	332-4XFSC	TYPE 4X FIBERGLASS SMALL JUNCTION SCREW COVER ENCLOSURE, 3X3X2
78205152495	363012-4XF	TYPE 4X FIBERGLASS WALL-MOUNT SINGLE DOOR ENCLOSURE, 36X30X12
78205152493	36308-4XF	TYPE 4X FIBERGLASS WALL-MOUNT SINGLE DOOR ENCLOSURE, 36X30X8
78205152496	483612-4XF	TYPE 4X FIBERGLASS WALL-MOUNT SINGLE DOOR ENCLOSURE, 48X36X12
78205152468	MTGFTKITS	MOUNTING FEET FOR FIBERGLASS PREMIER
78205152347	PV1F	TYPE 4X FIBERGLASS VERTICAL PUSHBUTTON, 30MM, 1 HOLE
78205152348	PV2F	TYPE 4X FIBERGLASS VERTICAL PUSHBUTTON, 30MM, 2 HOLE



### TYPE 12 DISCONNECT ENCLOSURES

**Schedule: C2**  
**Subclass: D00**

78205140310	FD20218-12	TYPE 12 FLANGE DISCONNECT ENCLOSURE, 20X21.37X8
78205140316	FD242510-12	TYPE 12 FLANGE DISCONNECT ENCLOSURE, 24X25.37X10
78205140324	FD302510-12	TYPE 12 FLANGE DISCONNECT ENCLOSURE, 30X25.37X10
78205147430	FD727718-12FS	TYPE 12 FREE-STANDING DISCONNECT ENCLOSURE, 72X77.75X18



### TYPE 12 PUSHBUTTON ENCLOSURES

**Schedule: C2**  
**Subclass: D00**

78205170039	PB1	TYPE 12 STANDARD PUSHBUTTON ENCLOSURE
78205170044	PB12	TYPE 12 STANDARD PUSHBUTTON ENCLOSURE
78205170064	PB1B	TYPE 12 MINI PUSHBUTTON ENCLOSURE



UPC Number	Catalog Number	Description
78205109012	PB1M	TYPE 12 STANDARD PUSHBUTTON ENCLOSURE
78205113694	PB1SS	TYPE 304 STAINLESS PUSHBUTTON ENCLOSURE
78205170065	PB2	TYPE 12 STANDARD PUSHBUTTON ENCLOSURE
78205170074	PB2B	TYPE 12 MINI PUSHBUTTON ENCLOSURE
78205109016	PB2M	TYPE 12 STANDARD PUSHBUTTON ENCLOSURE
78205113695	PB2SS	TYPE 304 STAINLESS PUSHBUTTON ENCLOSURE
78205170075	PB3	TYPE 12 STANDARD PUSHBUTTON ENCLOSURE
78205170078	PB4	TYPE 12 STANDARD PUSHBUTTON ENCLOSURE
78205170086	PB6	TYPE 12 STANDARD PUSHBUTTON ENCLOSURE
78205170244	PV3	TYPE 12 VERTICAL PUSHBUTTON ENCLOSURE
78205109017	PV3M	TYPE 12 VERTICAL PUSHBUTTON ENCLOSURE
78205113699	PV3SS	TYPE 12 STAINLESS VERT PUSHBUTTON ENCLOSURE
78205170246	PV4	TYPE 12 VERTICAL PUSHBUTTON ENCLOSURE
78205170248	PV5	TYPE 12 VERTICAL PUSHBUTTON ENCLOSURE
78205170250	PV6	TYPE 12 VERTICAL PUSHBUTTON ENCLOSURE
78205170118	PVX1	TYPE 12 X-DEEP VERTICAL PUSHBUTTON ENCLOSURE
78205113818	PVX1SS	TYPE 12 X-DEEP VERTICAL SS PUSHBUTTON ENCLOSURE
78205170120	PVX2	TYPE 12 X-DEEP VERTICAL PUSHBUTTON ENCLOSURE



### TYPE 12 CONSOLETS

**Schedule: C2**  
**Subclass: D00**

78205141034	AC-8C12	TYPE 12 CONSOLET, 8X12
78205141040	AC-8C8	TYPE 12 CONSOLET, 8X8
78205141000	AC-12C12	TYPE 12 CONSOLET, 12X12
78205141002	AC-12C16	TYPE 12 CONSOLET, 12X16

UPC Number	Catalog Number	Description
78205141004	AC-12C20	TYPE 12 CONSOLE, 12X20
78205141006	AC-12C24	TYPE 12 CONSOLE, 12X24
78205141008	AC-16C16	TYPE 12 CONSOLE, 16X16
78205141010	AC-16C20	TYPE 12 CONSOLE, 16X20
78205141012	AC-16C24	TYPE 12 CONSOLE, 16X24
78205141020	AC-20C20	TYPE 12 CONSOLE, 20X20
78205141022	AC-20C24	TYPE 12 CONSOLE, 20X24
 <p><b>CLIMATE CONTROL</b></p> <p>Schedule: C2 Subclass: DT0 &amp; TG0</p>		
78205117710	EFH100-120	FAN HEATER, 100W HEATER/115V
78205117718	EFH400-120	FAN HEATER, 400W HEATER/115V
78205117706	EFHT550F-120	PTC FAN HEATER, 550W
78205117732	EH30	30W 1.0A HEATER
78205117680	ESTNC-F	NORMALLY CLOSED THERMOSTAT
78205117681	ESTNO-F	NORMALLY OPEN THERMOSTAT
78205132780	KP100	FILTER BOX FAN, 115V/550 CFM
78205132785	KP40	FILTER BOX FAN, 115V/105 CFM
78205132790	KP60	FILTER BOX FAN, 115V/220 CFM
 <p><b>ACCESSORIES</b></p> <p>Schedule: A2, C2 Subclass: A60, DR0, DS0, TD0</p>		
78205105095	32170	PRINT POCKET 6"X6"
78205105175	32171	PRINT POCKET 10"X10"

UPC Number	Catalog Number	Description
78205126342	32172	PRINT POCKET 9 X12
78205183010	84033	WHITE PAINT
78205183012	84034	ANSI 61 GRAY PAINT
79903854397	84035	RAL 7035 LIGHT GRAY TOUCH-UP PAINT
79903850476	108GP	TYPE 4/12 PANEL FOR ENCLOSURE 10X8
78205109560	108P	PREMIER SERIES PANEL 10X8
78205109559	1210P	PREMIER SERIES PANEL 12X10
79903850478	1212GP	TYPE 4/12 PANEL, FOR ENCLOSURE 12X12
78205109258	1212P	PREMIER SERIES PANEL 12X12
78205109279	1212SP	SWING-OUT PANEL, 12X12
78205109589	12PMK	POLE MTG KIT, 12 WIDTH
79903850479	1612GP	TYPE 4/12 PANEL, FOR ENCLOSURE 16X12
78205109259	1612P	PREMIER SERIES PANEL 16X12
79903850480	1616GP	TYPE 4/12 PANEL FOR ENCLOSURE 16X16
78205109260	1616P	PREMIER SERIES PANEL 16X16
78205109281	1616SP	SWING-OUT PANEL, 16X16
79903850481	2016GP	TYPE 4/12 PANEL, FOR ENCLOSURE 20X16
78205109261	2016P	PREMIER SERIES PANEL 20X16
79903850482	2020GP	TYPE 4/12 PANEL, FOR ENCLOSURE 20X20
78205109263	2020P	PREMIER SERIES PANEL 20X20
79903850483	2416GP	TYPE 4/12 PANEL, FOR ENCLOSURE 24X16
78205109262	2416P	PREMIER SERIES PANEL 24X16
79903850484	2420GP	TYPE 4/12 PANEL, FOR ENCLOSURE 24X20
78205109264	2420P	PREMIER SERIES PANEL 24X20
79903850485	2424GP	TYPE 4/12 PANEL, FOR ENCLOSURE 24X24
78205109266	2424P	PREMIER SERIES PANEL 24X24

UPC Number	Catalog Number	Description
79903850489	2442GP	TYPE 4/12 PANEL, FOR ENCLOSURE 24X42
78205109276	2442P	PREMIER SERIES PANEL 24X42
78205124186	25270 A	SLOTTED FLUSH LATCH
78205124212	25350 A	TYPE 3R PADLOCK HANDLE
78205124214	25351 A	TYPE 4/12 FLUSH LOCK
78205124216	25352 A	JIC 4/12 FLUSH LOCK
78205125421	25421 A	T HANDLE LOCK
79903850486	3020GP	TYPE 4/12 PANEL, FOR ENCLOSURE 30X20
78205109265	3020P	PREMIER SERIES PANEL 30X20
79903850487	3024GP	TYPE 4/12 PANEL, FOR ENCLOSURE 30X24
78205109267	3024P	PREMIER SERIES PANEL 30X24
79903850491	3030GP	TYPE 4/12 PANEL, FOR ENCLOSURE 30X30
78205109270	3030P	PREMIER SERIES PANEL 30X30
78205109277	3048P	PREMIER SERIES PANEL 30X48
79903850488	3624GP	TYPE 4/12 PANEL, FOR ENCLOSURE 36X24
78205109268	3624P	PREMIER SERIES PANEL 36X24
79903850492	3630GP	TYPE 4/12 PANEL, FOR ENCLOSURE 36X30
78205109271	3630P	PREMIER SERIES PANEL 36X30
79903850493	3636GP	TYPE 4/12 PANEL, FOR ENCLOSURE 36X36
78205109272	3636P	PREMIER SERIES PANEL 36X36
79903850495	4236GP	TYPE 4/12 PANEL, FOR ENCLOSURE 42X36
78205109273	4236P	PREMIER SERIES PANEL 42X36
79903850490	4824GP	TYPE 4/12 PANEL, FOR ENCLOSURE 48X24
78205109269	4824P	PREMIER SERIES PANEL 48X24
79903850497	4836GP	TYPE 4/12 PANEL, FOR ENCLOSURE 48X36
78205109274	4836P	PREMIER SERIES PANEL 48X36

UPC Number	Catalog Number	Description
79903850499	6036GP	TYPE 4/12 PANEL, FOR ENCLOSURE 60X36
78205109275	6036P	PREMIER SERIES PANEL 60X36
78205141018	AC-1818BASE	PEDESTAL BASE 18X18
78205141028	AC-44COL	PEDESTAL POST 4X4
78205141032	AC-66COL	PEDESTAL POST 6X6
78205142710	AF6024P	FREE-STANDING PANEL
78205142718	AF6036P	FREE-STANDING PANEL
78205142724	AF6048P	FREE-STANDING PANEL
78205132507	AF6060P	FREE-STANDING PANEL, FOR ENCL 60X60
78205142726	AF60CPS	CENTER POST KIT
78205142734	AF7224P	FREE-STANDING PANEL
78205142744	AF7230P	FREE-STANDING PANEL
78205142752	AF7236P	FREE-STANDING PANEL
78205142758	AF7248P	FREE-STANDING PANEL
78205142764	AF7260P	FREE-STANDING PANEL
78205142768	AF7272P	FREE-STANDING PANEL
78205142770	AF72CPS	CENTER POST KIT
78205142778	AF9024P	FREE-STANDING PANEL
78205142788	AF9036P	FREE-STANDING PANEL
78205142794	AF9048P	FREE-STANDING PANEL
78205142798	AF9072P	FREE-STANDING PANEL
78205142800	AF90CPS	CENTER POST KIT
78205108527	AP-ABFD	OPERATOR ADAPT KIT, ALLEN-BRADLEY 1494F/1494D
78205100382	AP-ABV	OPERATOR ADAPT KIT, ALLEN-BRADLEY 1494V
78205107784	AP-CH	OPERATOR ADAPT KIT, CUTTER-HAMMER C361/C371
78205103149	AP-ITE	OPERATOR ADAPT KIT, I-T-E, MAX-FLEX

UPC Number	Catalog Number	Description
78205103241	AP-SD	OPERATOR ADAPT KIT, SQUARE D CLASS 9422
78205179350	AW1010P	JIC PANEL, FOR ENCLOSURE, 10X10
78205170368	AW108AP	JIC ALUMINUM PANEL, FOR ENCLOSURE, 10X8
78205179340	AW108P	JIC PANEL, FOR ENCLOSURE, 10X8
78205144588	AW108PP	JIC PERFORATED PANEL, FOR ENCLOSURE, 10X8
78205170370	AW1210AP	JIC ALUMINUM PANEL, FOR ENCLOSURE, 12X10
78205179360	AW1210P	JIC PANEL, FOR ENCLOSURE, 12X10
78205179365	AW1210SP	JIC STAINLESS STEEL PANEL, FOR ENCLOSURE, 12X10
78205179370	AW1212P	JIC PANEL, FOR ENCLOSURE, 12X12
78205132520	AW1212SP	JIC STAINLESS STEEL PANEL, FOR ENCLOSURE, 12X12
78205170372	AW126P	JIC PANEL, FOR ENCLOSURE, 12X6
78205170374	AW1412AP	JIC ALUMINUM PANEL, FOR ENCLOSURE, 14X12
78205179380	AW1412P	JIC PANEL, FOR ENCLOSURE, 14X12
78205170376	AW148P	JIC PANEL, FOR ENCLOSURE, 14X8
78205170378	AW1610P	JIC PANEL, FOR ENCLOSURE, 16X10
78205117056	AW1612-1P	PANEL FOR ENCLOSURE, 16X12
78205170380	AW1612AP	NEMA ALUM PANEL, FOR ENCLOSURE, 16X12
78205179385	AW1612P	NEMA PANEL, FOR ENCLOSURE, 16X12
78205170382	AW1614AP	JIC ALUMINUM PANEL, FOR ENCLOSURE, 16X14
78205179390	AW1614P	JIC PANEL, FOR ENCLOSURE, 16X14
78205144597	AW1614PP	JIC PERFORATED PANEL, FOR ENCLOSURE, 16X14
78205109081	AW1616-1P	PANEL FOR ENCLOSURE, 16X16
78205144601	AW1616-1PP	FLAT PERFORATED PANEL FOR ENCLOSURE, 16X16
78205170386	AW1616P	NEMA PANEL, FOR ENCLOSURE, 16X16
78205109082	AW1620-1P	PANEL FOR ENCLOSURE, 16X20
78205153462	AW1816AP	ALUMINUM FIBERGLASS BACK PANEL, 18X16

UPC Number	Catalog Number	Description
78205154558	AW1816P	CARBON STEEL FIBERGLASS BACK PANEL, 18X16
78205170320	AW2012P	NEMA PANEL, FOR ENCLOSURE, 20X12
78205108988	AW2016-1P	PANEL FOR ENCLOSURE, 20X16
78205144603	AW2016-1PP	FLAT PERFORATED PANEL FOR ENCLOSURE, 20X16
78205170322	AW2016AP	NEMA ALUM PANEL, FOR ENCLOSURE, 20X16
78205179395	AW2016P	NEMA PANEL, FOR ENCLOSURE, 20X16
78205156179	AW2016PJ	NEMA PANEL, FOR FIBERGLASS ENCLOSURE, 20X16
78205179396	AW2016SP	NEMA SS PANEL, FOR ENCLOSURE, 20X16
78205108990	AW2020-1P	PANEL FOR ENCLOSURE, 20X20
78205144604	AW2020-1PP	FLAT PERFORATED PANEL FOR ENCLOSURE, 20X20
78205179400	AW2020P	NEMA PANEL, FOR ENCLOSURE, 20X20
78205109086	AW2024-1P	PANEL FOR ENCLOSURE, 20X24
78205179405	AW2412P	NEMA PANEL, FOR ENCLOSURE, 24X12
78205109083	AW2416-1P	PANEL FOR ENCLOSURE, 24X16
78205170328	AW2416P	NEMA PANEL, FOR ENCLOSURE, 24X16
78205108989	AW2420-1P	PANEL FOR ENCLOSURE, 24X20
78205179410	AW2420P	NEMA PANEL, FOR ENCLOSURE, 24X20
78205179411	AW2420SP	NEMA SS PANEL, FOR ENCLOSURE, 24X20
78205108982	AW2424-1P	PANEL FOR ENCLOSURE, 24X24
78205144608	AW2424-1PP	FLAT PERFORATED PANEL FOR ENCLOSURE, 24X24
78205170332	AW2424AP	NEMA ALUM PANEL, FOR ENCLOSURE, 24X24
78205117629	AW2424GP	NEMA GALVANIZED PANEL, FOR ENCLOSURE, 24X24
78205179415	AW2424P	NEMA PANEL, FOR ENCLOSURE, 24X24
78205179416	AW2424SP	NEMA SS PANEL, FOR ENCLOSURE, 24X24
78205170334	AW3016P	NEMA PANEL, FOR ENCLOSURE, 30X16
78205109084	AW3020-1P	PANEL FOR ENCLOSURE, 30X20

UPC Number	Catalog Number	Description
78205179420	AW3020P	NEMA PANEL ONLY
78205117233	AW3024-1P	PANEL FOR ENCLOSURE, 30X24
78205179425	AW3024P	NEMA PANEL, FOR ENCLOSURE, 30X24
78205179426	AW3024SP	NEMA SS PANEL, FOR ENCLOSURE, 30X24
78205109087	AW3030-1P	PANEL FOR ENCLOSURE, 30X30
78205170340	AW3030P	NEMA PANEL ENCL
78205111279	AW3624-1P	PANEL FOR ENCLOSURE, 36X24
78205144612	AW3624-1PP	FLAT PERFORATED PANEL FOR ENCLOSURE, 36X24
78205179430	AW3624P	NEMA PANEL, FOR ENCLOSURE, 36X24
78205109085	AW3630-1P	PANEL FOR ENCLOSURE, 36X30
78205144613	AW3630-1PP	FLAT PERFORATED PANEL FOR ENCLOSURE, 36X30
78205170344	AW3630AP	NEMA ALUM PANEL, FOR ENCLOSURE, 36X30
78205179435	AW3630P	NEMA PANEL, FOR ENCLOSURE, 36X30
78205179436	AW3630SP	NEMA SS PANEL, FOR ENCLOSURE, 36X30
78205179441	AW3636P	NEMA PANEL, FOR ENCLOSURE, 36X36
78205117174	AW3636SP	NEMA SS PANEL, FOR ENCLOSURE, 36X36
78205109088	AW4224-1P	PANEL FOR ENCLOSURE, 42X24
78205179440	AW4224P	NEMA PANEL, FOR ENCLOSURE, 42X24
78205179445	AW4230P	NEMA PANEL, FOR ENCLOSURE, 42X30
78205179450	AW4236P	NEMA PANEL, FOR ENCLOSURE, 42X36
78205179453	AW4242P	NEMA PANEL, FOR ENCLOSURE, 42X42
78205179455	AW4824P	NEMA PANEL, FOR ENCLOSURE, 48X24
78205179460	AW4830P	NEMA PANEL, FOR ENCLOSURE, 48X30
78205179465	AW4836P	NEMA PANEL, FOR ENCLOSURE, 48X36
78205179466	AW4836SP	NEMA SS PANEL, FOR ENCLOSURE, 48X36
78205179461	AW4842P	NEMA PANEL, FOR ENCLOSURE, 48X42

UPC Number	Catalog Number	Description
78205179456	AW4848P	NEMA PANEL, FOR ENCLOSURE, 48X48
78205179470	AW5442P	NEMA PANEL, FOR ENCLOSURE, 54X42
78205179472	AW6030P	NEMA PANEL, FOR ENCLOSURE, 60X30
78205179475	AW6036P	NEMA PANEL, FOR ENCLOSURE, 60X36
78205179476	AW6042P	NEMA PANEL, FOR ENCLOSURE, 60X42
78205179480	AW6048P	NEMA PANEL, FOR ENCLOSURE, 60X48
78205179485	AW6060P	NEMA PANEL, FOR ENCLOSURE, 60X60
78205179305	AW64P	JIC PANEL, FOR ENCLOSURE, 6X4
78205170362	AW66AP	JIC ALUMINUM PANEL, FOR ENCLOSURE, 6X6
78205117614	AW66GP	JIC GALVANIZED PANEL, FOR ENCLOSURE, 6X6
78205179310	AW66P	JIC PANEL, FOR ENCLOSURE, 6X6
78205179311	AW66SP	JIC STAINLESS STEEL PANEL, FOR ENCLOSURE, 6X6
78205179490	AW7230P	NEMA PANEL, FOR ENCLOSURE, 72X30
78205179491	AW7236P	NEMA PANEL, FOR ENCLOSURE, 72X36
78205179495	AW7260P	NEMA PANEL, FOR ENCLOSURE, 72X60
78205179500	AW7272P	NEMA PANEL, FOR ENCLOSURE, 72X72
78205170310	AW86AP	JIC ALUMINUM PANEL, FOR ENCLOSURE, 8X6
78205179320	AW86P	JIC PANEL, FOR ENCLOSURE, 8X6
78205179330	AW88P	JIC PANEL, FOR ENCLOSURE, 8X8
78205154533	AWF2420P	CARBON STEEL FIBERGLASS BACK PANEL, 24X20
78205154534	AWF2424P	CARBON STEEL FIBERGLASS BACK PANEL, 24X24
78205154536	AWF3024P	CARBON STEEL FIBERGLASS BACK PANEL, 30X24
78205154537	AWF3630P	CARBON STEEL FIBERGLASS BACK PANEL, 36X30
78205154540	AWF4836P	CARBON STEEL FIBERGLASS BACK PANEL, 48X36
78205146452	DK24A	DRIP SHIELD KIT-24-IN.
78205146454	DK24SS	DRIP SHIELD KIT, STAINLESS - 24-IN.



UPC Number	Catalog Number	Description
78205146460	DK36A	DRIP SHIELD KIT-36-IN.
78205146462	DK36SS	DRIP SHIELD KIT, STAINLESS - 36-IN.
78205146464	DSTOPK	DOOR STOP KIT
78205154551	ELMS25-120	ENCLOSURE, LIGHT W/ MOTION SENSOR
78205154550	ELS25-120	ENCLOSURE, LIGHT W/ ON/OFF SWITCH
78205127108	FAS-412	FILTER ADHESIVE SPRAY
78205132526	FC412SS	NEMA FAST-ACCESS CLAMP KIT
78205147604	FLT34	FILTER FOR USE W/ LPK34
78205147608	FLT44	FILTER FOR USE W/ LPK44
78205147610	FLT64	FILTER FOR USE W/ LPK64
78205147612	FLT66	FILTER FOR USE W/ LPK66
78205147618	FLT86	FILTER FOR USE W/ LPK86
78205147620	FLT88	FILTER FOR USE W/ LPK88
78205147656	FSHELF12	FOLDING SHELF KIT-12-IN.
78205147658	FSHELF18	FOLDING SHELF KIT-18-IN.
78205147666	GLK2	GROUNDING KIT
78205131025	J12CK2	JIC 12 COVER CLAMP KIT
78205131030	J4XCK2	JIC 4/4X COVER CLAMP KIT
78205147696	JICSPK	JIC SWING PANEL KIT
78205148200	L23	JIC FAST-ACCESS CLAMP KIT
78205148202	L23SS	JIC STAINLESS STEEL FAST-ACCESS CLAMP KIT
78205148212	LPK23	LOUVER PLATE KIT
78205148214	LPK33	LOUVER PLATE KIT
78205148216	LPK34	LOUVER PLATE KIT
78205148218	LPK43	LOUVER PLATE KIT
78205148220	LPK44	LOUVER PLATE KIT

UPC Number	Catalog Number	Description
78205148222	LPK64	LOUVER PLATE KIT
78205148224	LPK66	LOUVER PLATE KIT
78205148226	LPK812	LOUVER PLATE KIT
78205148230	LPK86	LOUVER PLATE KIT
78205148232	LPK88	LOUVER PLATE KIT
78205137678	MFK10	MTG LEG KIT 10-IN. DEEP
78205137680	MFK10XS	MTG LEG KIT SS 10-IN. DEEP
78205137682	MFK12	MTG LEG KIT 12-IN. DEEP
78205137684	MFK12XS	MTG LEG KIT SS 12-IN. DEEP
78205137672	MFK16	MTG LEG KIT 16-IN. DEEP
78205137686	MFK16XS	MTG LEG KIT SS 16-IN. DEEP
78205137674	MFK20	MTG LEG KIT 20-IN. DEEP
78205137688	MFK20XS	MTG LEG KIT SS 20-IN. DEEP
78205137676	MFK24	MTG LEG KIT 24-IN. DEEP
78205137690	MFK24XS	MTG LEG KIT SS 24-IN. DEEP
78205137695	N1010P	PANEL, WHT STL FOR ENCLOSURE, 10X10
78205137722	N108P	PANEL, WHT STL FOR ENCLOSURE, 10X8
78205137696	N1210P	PANEL, WHT STL FOR ENCLOSURE, 12X10
78205144580	N1210PP	SMALL ENCLOSURE PERFORATED PANEL, WHT STL FOR ENCLOSURE, 12X10
78205137698	N1212P	PANEL, WHT STL FOR ENCLOSURE, 12X12
78205144581	N1212PP	SMALL ENCLOSURE PERFORATED PANEL, WHT STL FOR ENCLOSURE, 12X12
78205131015	N12CK2	NEMA 12 DOOR CLAMP KIT
78205137699	N1412P	PANEL, WHT STL FOR ENCLOSURE, 14X12
78205137700	N1612P	PANEL, WHT STL FOR RHINGE COVER ENCLOSURE, 16X12
78205137701	N1616P	PANEL, WHT STL FOR RHINGE COVER ENCLOSURE, 16X16
78205140271	N1818P	PANEL, WHT STL FOR HINGE COVER ENCLOSURE, 18X18

UPC Number	Catalog Number	Description
78205110088	N2012P	PANEL, WHT STL FOR ENCLOSURE, 20X12
78205137702	N2016P	PANEL, WHT STL FOR RHINGE COVER ENCLOSURE, 20X16
78205137703	N2020P	PANEL, WHT STL FOR RHINGE COVER ENCLOSURE, 20X20
78205137704	N2420P	PANEL, WHT STL FOR RHINGE COVER ENCLOSURE, 24X20
78205137705	N2424P	PANEL, WHT STL FOR RHINGE COVER ENCLOSURE, 24X24
78205137706	N3024P	PANEL, WHT STL FOR RHINGE COVER ENCLOSURE, 30X24
78205137711	N3030P	PANEL, WHT STL FOR RHINGE COVER ENCLOSURE, 30X30
78205137707	N3624P	PANEL, WHT STL FOR RHINGE COVER ENCLOSURE, 36X24
78205137712	N3630P	PANEL, WHT STL FOR RHINGE COVER ENCLOSURE, 36X30
78205137715	N3636P	PANEL, WHT STL FOR RHINGE COVER ENCLOSURE, 36X36
78205137713	N4230P	PANEL, WHT STL FOR RHINGE COVER ENCLOSURE, 42X30
78205137716	N4236P	PANEL, WHT STL FOR RHINGE COVER ENCLOSURE, 42X36
78205108072	N4830P	PANEL, WHT STL FOR RHINGE COVER ENCLOSURE, 48X30
78205137717	N4836P	PANEL, WHT STL FOR RHINGE COVER ENCLOSURE, 48X36
78205131020	N4XCK2	NEMA 4/4X DOOR CLAMP KIT
78205137718	N6036P	PANEL, WHT STL FOR RHINGE COVER ENCLOSURE, 60X36
78205137719	N66P	PANEL, WHT STL FOR ENCLOSURE, 6X6
78205137721	N86P	PANEL, WHT STL FOR ENCLOSURE, 8X6
78205137723	N88P	PANEL, WHT STL FOR ENCLOSURE, 8X8
78205148288	NSPK	NEMA SWING PANEL KIT
78205148504	PWK138	TYPE 4/12 FRAMED WINDOW KIT
78205148506	PWK138SS	TYPE 4X STAINLESS STEEL FRAMED WINDOW KIT
78205148508	PWK1711	TYPE 4/12 FRAMED WINDOW KIT
78205148510	PWK1711SS	TYPE 4X STAINLESS STEEL FRAMED WINDOW KIT
78205148528	PWK53	TYPE 4/12 FRAMED WINDOW KIT
78205148530	PWK53SS	TYPE 4X STAINLESS STEEL FRAMED WINDOW KIT

UPC Number	Catalog Number	Description
78205148532	PWK95	TYPE 4/12 FRAMED WINDOW KIT
78205148534	PWK95SS	TYPE 4X STAINLESS STEEL FRAMED WINDOW KIT
78205144205	S050	.50 OIL-TIGHT HOLE SEAL
78205148572	S050SS	.50 SS OIL-TIGHT HOLE SEAL
78205144210	S075	.75 OIL-TIGHT HOLE SEAL
78205148576	S075SS	.75 SS OIL-TIGHT HOLE SEAL
78205144215	S100	1.00 OIL-TIGHT HOLE SEAL
78205148562	S100SS	1.00 SS OIL-TIGHT HOLE SEAL
78205144220	S125	1.25 OIL-TIGHT HOLE SEAL
78205148564	S125SS	1.25 SS OIL-TIGHT HOLE SEAL
78205144225	S150	1.50 OIL-TIGHT HOLE SEAL
78205148566	S150SS	1.50 SS OIL-TIGHT HOLE SEAL
78205144230	S200	2.00 OIL-TIGHT HOLE SEAL
78205148568	S200SS	2.00 SS OIL-TIGHT HOLE SEAL
78205148550	S250	2.50-IN. OIL-TIGHT HOLE SEAL
78205145300	S250SS	2.50 SS OIL-TIGHT HOLE SEAL
78205148552	S300	3.00-IN. OIL-TIGHT HOLE SEAL
78205145305	S300SS	3.00 SS OIL-TIGHT HOLE SEAL
78205148554	S350	3.50-IN. OIL-TIGHT HOLE SEAL
78205114801	S350SS	3.50 SS OIL-TIGHT HOLE SEAL
78205148553	S400	4.00-IN. OIL-TIGHT HOLE SEAL
78205102976	S400SS	4.00 SS OIL-TIGHT HOLE SEAL
78205148558	SEALS	WIRE SEAL SCREWS (10 PER BAG)
78205148560	SEALWN	WIRE SEAL WING NUTS (10 PER BAG)
78205144200	SPB	STANDARD PUSHBUTTON OIL-TIGHT HOLE SEAL
78205144202	SPBG	MINI PUSHBUTTON OIL-TIGHT HOLE SEAL

UPC Number	Catalog Number	Description
78205148578	SPBGSS	MINI SS PUSHBUTTON OIL-TIGHT HOLE SEAL
78205132662	SPBSS	STANDARD SS PUSHBUTTON OIL-TIGHT HOLE SEAL
78205127950	T1EFL	SMALL TYPE 1 FLUSH LOCK
78205185656	T4PKHB	TYPE 4 PAD LOCKING & KEY LOCKING HANDLE, BLACK, 1PT
78205190289	T4XPSS	TYPE 4X PAD LOCKING HANDLE, SS, 1 PT

UPC Number	Catalog Number	Description
78205190308	T4XPSS60	TYPE 4X PAD LOCKING HANDLE, SS, 3PT, 60"
78205109332	WMHK-01	NEMA 4/12 HANDLE, KEY-LOCKING
78205109331	WMHNL	HANDLE, NON-LOCKING
78205109333	WMHPTO	HANDLE, PADLOCKABLE
78205109416	WMKSS6	NEMA 4X SS MTG FOOT KIT

**For more information visit  
[www.cooperline.com/enclosures](http://www.cooperline.com/enclosures)**

**B-Line's U.S. Customer Service Center is staffed Monday through Friday from 7 a.m. to 5 p.m. Central Standard Time.**

Eaton's B-Line Business  
509 West Monroe Street  
Highland, IL 62249  
United States  
Phone: 800-868-8152  
[www.cooperline.com/enclosures](http://www.cooperline.com/enclosures)

**Eaton**  
1000 Eaton Boulevard  
Cleveland, OH 44122  
United States  
[Eaton.com](http://Eaton.com)

Eaton's B-Line Business  
509 West Monroe Street  
Highland, IL 62249  
[Eaton.com](http://Eaton.com)



© 2014 Eaton  
All Rights Reserved  
Printed in USA  
Publication No. ENCSL14  
April 2014

Eaton is a registered trademark.

All other trademarks are property  
of their respective owners.