



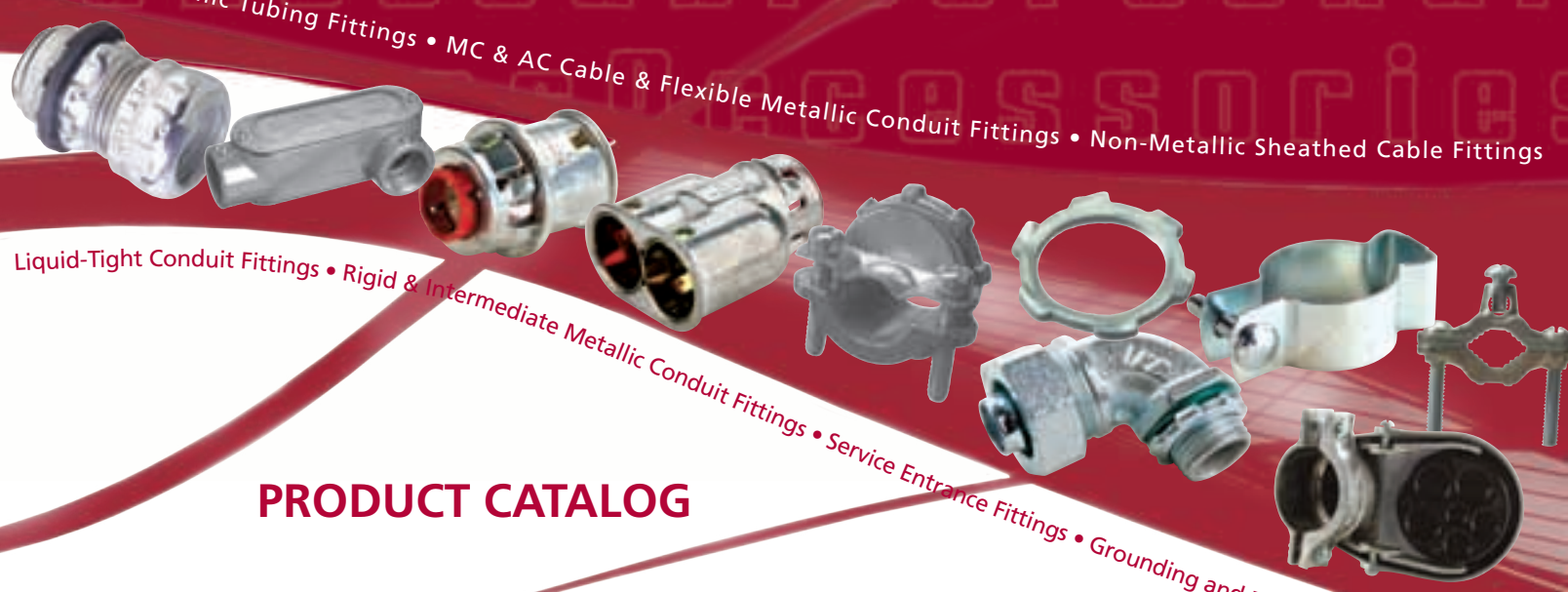
# HALEX<sup>®</sup>

BEYOND THE CURRENT

Electrical Metallic Tubing Fittings • MC & AC Cable & Flexible Metallic Conduit Fittings • Non-Metallic Sheathed Cable Fittings

Liquid-Tight Conduit Fittings • Rigid & Intermediate Metallic Conduit Fittings • Service Entrance Fittings • Grounding and Bonding Fittings • Accessories

## PRODUCT CATALOG



## TABLE OF CONTENTS

### INTRODUCTION

Catalog Parts Numbering System ..... 4  
 Online at www.halexco.com ..... 5

### EMT Electrical Metallic Tubing Fittings

Compression Connectors and Couplings – Zinc ..... 6  
 Compression Connectors and Couplings – Steel ..... 7  
 Raintight Compression Connectors and Couplings – Steel ..... 8  
 Set-Screw Connectors and Couplings – Zinc ..... 9  
 Set-Screw Connectors and Couplings – Steel ..... 10  
 EMT To Box Offset Connectors ..... 11  
 90° Elbows ..... 11  
 45° Elbows ..... 11  
 90° Compression Elbows ..... 12  
 90° Set-Screw Elbows ..... 12  
 One-Hole Straps ..... 13  
 Two-Hole Straps ..... 13  
 Drive Straps ..... 13  
 EMT-To-EMT Pull Elbows ..... 14  
 EMT-To-Box Pull Elbows ..... 14  
 EMT/Rigid-To-EMT/Rigid Combo Elbows ..... 14  
 EMT/Rigid-To-Box Combo Elbows ..... 14  
 EMT-To-EMT Inside-Corner Pull Elbows ..... 14  
 EMT-To-Flex Combination Couplings ..... 15  
 EMT-To-Non-Metallic Combination Couplings ..... 15  
 EMT Insulating Bushings ..... 15  
 EMT-To-Rigid Combination Couplings ..... 15  
 EMT/Rigid Combo Conduit Bodies ..... 16-17  
 EMT/Conduit Bodies ..... 17

### FLEX MC & AC Cable & Flexible Metallic Conduit Fittings

Screw-In Connectors and Couplings ..... 18  
 90° Connectors ..... 19  
 Anti-Short Bushings ..... 20  
 Squeeze Connectors ..... 20  
 FLEX-To-EMT Combination Couplings ..... 21  
 AC (MC) One-Hole Straps ..... 21  
 Set-Screw Connectors ..... 21  
 Clamp-Combination Connectors ..... 21-22  
 Duplex Connectors ..... 22  
 Saddle Connectors ..... 22-23  
 AC (BX) Connectors ..... 23  
 MC “Snap-In” Connectors ..... 23  
 MC “Snap-In” Duplex Connectors ..... 23  
 SNAP-RITE® MC, AC, FLEX Connectors ..... 24  
 SNAP-RITE® Duplex MC, AC, FLEX Connectors ..... 24

### NON-METALLIC Non-Metallic Sheathed Cable Fittings

HIT LOCK® Non-Metallic Cable Connectors ..... 25  
 Duplex HIT LOCK® Non-Metallic Cable Connectors ..... 25  
 Plastic Non-Metallic Cable Connectors ..... 25  
 Clamp Connectors ..... 26  
 Clamp-Combination Connectors ..... 27  
 Duplex Connectors ..... 27  
 Two-Piece Clamp Connectors ..... 28  
 Water-Tight UF Connectors ..... 28  
 Saddle Connectors ..... 28  
 EMT-To-Non-Metallic Combination Couplings ..... 29  
 One-Hole Straps ..... 29

### LIQUID Liquid-Tight Conduit Fittings

Liquid-Tight Connectors – Zinc Die Cast  
 One-Piece ..... 30  
 Multi-Piece ..... 30  
 90° Liquid-Tight Connectors – Zinc Die Cast  
 One-Piece ..... 30  
 Multi-Piece ..... 31  
 Liquid-Tight Connectors – Steel and/or Malleable Iron  
 Straight – Steel/Malleable Iron ..... 31  
 90° – Malleable Iron ..... 32  
 45° – Malleable Iron ..... 32  
 QUICK-SET® Liquid-Tight Connectors ..... 33  
 Screw-In Couplings – PVC ..... 33

### RIGID Rigid & Intermediate Metallic Conduit Fittings

Compression Connectors–Steel ..... 34  
 Compression Connectors–Zinc ..... 34  
 Compression Couplings–Steel ..... 35  
 Compression Couplings–Zinc ..... 35  
 Set-Screw Connectors and Couplings ..... 36  
 Rigid-To-EMT Couplings ..... 37  
 Three-Piece Couplings – Malleable ..... 37  
 Rigid-To-Rigid Pull Elbows ..... 37  
 EMT/Rigid-To-EMT/Rigid Combo Elbows ..... 37  
 Rigid-To-Box Pull Elbows ..... 38  
 EMT/Rigid-To-Box Combo Elbows ..... 38  
 One-Hole Straps – Steel or Malleable Iron ..... 39  
 Two-Hole Straps – Steel ..... 39  
 Conduit Locknuts – Steel ..... 39  
 Sealer Locknuts – Steel ..... 40  
 Conduit Locknuts – Zinc Die Cast ..... 40  
 Grounding Locknuts – Zinc Die Cast ..... 40  
 Reducing Washers – Steel ..... 41  
 Reducing Bushings – Steel ..... 41  
 Conduit Nipples ..... 42-43  
 Offset Nipples ..... 44  
 Chase Nipples ..... 44  
 Box Spacers ..... 44  
 Clamp Backs ..... 44  
 One-Hole Strap and Clamp ..... 44  
 Conduit Bushings – Zinc Die Cast ..... 45  
 Plastic Insulating Bushings ..... 45  
 Insulated Metallic Grounding Bushings ..... 45  
 Conduit Body Gaskets ..... 46  
 Conduit Body Covers ..... 46  
 Service Entrance ELL ..... 46  
 Threaded Conduit Bodies with Cover and Gasket ..... 47  
 Threaded Conduit Bodies ..... 48  
 Rigid/EMT Combo Conduit Bodies ..... 48  
 Mogul Pulling Elbows ..... 49  
 Water-Tight “Myers” Conduit Hubs ..... 49  
 90° Short Radius Elbows ..... 49  
 90° Large Radius Adapter Elbows ..... 49  
 Rigid Couplings ..... 50  
 90° Rigid Elbows ..... 50  
 45° Rigid Elbows ..... 50

### SERVICE Service Entrance Fittings

Midget One-Hole Straps ..... 51  
 One-Hole Service-Cable Straps ..... 51  
 Two-Hole Service-Cable Straps ..... 51

Water-Tight Connectors ..... 51  
 Service Entrance Caps ..... 52  
 Thermoplastic Service Entrance Caps ..... 52  
 Oval Service Cable Caps ..... 52  
 Non-Metallic Service Entrance Cable Hoods ..... 52  
 PVC Service Entrance Caps ..... 52  
 Slip-Fit Mast Heads ..... 53  
 Service-Cable Sill Plates ..... 53  
 Conduit Sill Plates ..... 53  
 Clamp Connectors ..... 53  
 Offset Bottom Reducers ..... 54  
 Conduit Supports ..... 54  
 Service Drop Brackets ..... 54  
 Fork Bolts ..... 54  
 Roof Ties ..... 54  
 Adjustable Porcelain Wireholders ..... 55  
 Porcelain Wireholders ..... 55  
 Service Clevis ..... 55  
 Service Entrance ELL ..... 56  
 Wedge Clamp Connectors ..... 56  
 Roof Flashing ..... 56  
 Duct Seals ..... 56  
 Electric Pane Washers ..... 56

### GROUND Grounding and Bonding Fittings

Ground Clamps  
 For Bare Wire ..... 57  
 For Armored Cable ..... 57  
 With Threaded Hub ..... 58  
 With Strap and Hub ..... 58  
 Ground Rod Clamps ..... 58  
 Ground Straps ..... 58  
 Ground Screws ..... 59  
 Solid Ground Wires ..... 59  
 Stranded Ground Wires ..... 59  
 Ground Clips ..... 59  
 KENNY CLAMP® Compression Connectors ..... 59

### + ACC Accessories

Cable Staples ..... 60  
 Plastic Insulating Staples ..... 60  
 Strain Relief Cord Connectors ..... 60  
 Non-Metallic Strain Relief Cord Connectors ..... 61  
 90° Strain Relief Cord Connectors ..... 61  
 Split Bolt Connectors ..... 61  
 Split Bolt Connectors with Spacer Bar ..... 62  
 Solderless Terminal Lugs ..... 62  
 Strut Pipe Clamp ..... 62  
 Knock Out Seals ..... 63  
 Switch Box Supports ..... 63  
 Snap-In Bushings ..... 63  
 Universal Snap-In Bushings ..... 63  
 Nail Plates ..... 64  
 Jack Chains and “S” Hooks ..... 64  
 “Sky-Tie” Cable Clamps and Extension Springs ..... 64  
 Duct Seals ..... 65  
 Fixture Hangers and Conduit Hangers ..... 65  
 Beam Clamps ..... 65

INDEX ..... 66  
 CROSS REFERENCE ..... 69



## Catalog Parts Numbering System

Halex has adopted an Item Numbering System that allows the reader to quickly distinguish the material type, product type, package type and size of electrical fittings and accessories in our product line. To familiarize yourself with the numbering system, please note the example and information provided below:

1	2	1	0	5		<b>B</b>	=	<b>1/2" EMT Set-Screw Connector</b>
{			{			{		
<b>A</b>			<b>C</b>			<b>D</b>		
{						{		
<b>B</b>						<b>C</b>		

**A = First Numeral** = Indicates the **Material Type and Pack Format** of an item. When an item is sold in a **Bulk Format**, the **first digit signifies the Material Type**:

- 0, 1 = Zinc
- 3 = Brass, Bronze, Copper, Malleable Iron
- 5 = Die Cast or Stamped Aluminum
- 6 = Steel
- 7 = Plastic
- 8, 9 = Zinc, with an Insulated Throat or Gasket

**B = First three numerals** = Indicates the actual **Product Type** of an item.

When used as the first three digits:

**121** = E.M.T. Set-Screw Connector that is made of Zinc Die Cast

**C = Last two numerals** = Indicates the **Size** of an item in inches.

When these digit combinations are used:

- |                  |                    |                    |
|------------------|--------------------|--------------------|
| <b>03</b> = 3/8" | <b>12</b> = 1 1/4" | <b>30</b> = 3"     |
| <b>05</b> = 1/2" | <b>15</b> = 1 1/2" | <b>35</b> = 3 1/2" |
| <b>07</b> = 3/4" | <b>20</b> = 2"     | <b>40</b> = 4"     |
| <b>10</b> = 1"   | <b>25</b> = 2 1/2" |                    |

**D = Pack Format** i.e. **B = Bulk Packed**

ONLINE AT  
[www.halexco.com](http://www.halexco.com)




For the latest product information and specifications, visit us online at [www.halexco.com](http://www.halexco.com).

**ONLINE FEATURES INCLUDE:**

- A dedicated area for **Electrical Distributors and Sales Reps**
- **Product Category**  
 View product photos and information according to category: EMT, FLEX, Non-Metallic, Liquid-Tight, Rigid, Service Entrance, Ground and Accessories.
- **Find A Part**
  - Halex Parts – Enter a Halex part number to instantly get the product name, size and available link to additional details, from material, application and carton type, to Master Carton information.
  - Search for Other Manufacturer Parts – Enter a competitive part number to receive details on parts made by nine different manufacturers.
- **What's New**  
 Connect to application/usage information on some of our latest products or technologies.
- **Rep Locator**  
 Point and click selection by state provides immediate access to all our available rep contact information.
- **Links**  
 Key industry Web site links are organized by industry inspection; professional contractor and electrical distributor association; codes, regulatory and standards; and other categories.
- **Collateral Ordering**  
 Order any of our available literature and materials online at any time and on any day.  
*To request a User ID and Password, go to [www.halexco.com](http://www.halexco.com) and click on the Contact tab where you can submit your complete contact information and message.*

**VISIT US ONLINE TODAY.**



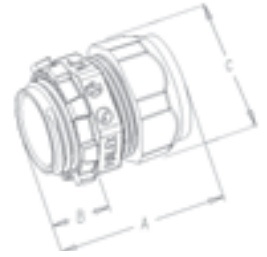


# ELECTRICAL METALLIC TUBING FITTINGS

EMT



TRADE SIZE	HALEX PART #	CTN/CASE QTY	CTN/CASE WT (LBS)	DIMENSIONS (IN INCHES)		
				A	B	C
<b>Compression Connectors</b>				<b>Zinc Die Cast</b>		
1/2"	02105B	50/500	4.4/44.6	1.20	0.40	1.00
3/4"	02107B	25/250	3.3/33.5	1.27	0.40	1.19
1"	02110B	20/200	4.1/41.5	1.48	0.50	1.48
1 1/4"	02112B	25/100	8.2/34	1.75	0.59	1.84
1 1/2"	02115B	15/60	7.8/35	1.91	0.62	2.11
2"	02120B	10/40	7.6/30.5	2.11	0.76	2.56
2 1/2"	02125B	12	12.5	2.62	1.00	3.24
3"	02130B	12	16.4	2.75	1.06	3.87
3 1/2"	02135B	10	17	2.83	1.14	4.39
4"	02140B	6	12	2.84	1.14	4.88
<b>WITH INSULATED THROAT</b>						
1/2"	82105B	50/500	5/50	1.25	0.45	1.00
3/4"	82107B	25/250	3.5/35	1.32	0.45	1.19
1"	82110B	20/200	4/40	1.53	0.55	1.48
1 1/4"	82112B	25/100	9.3/37	1.80	0.64	1.84
1 1/2"	82115B	15/60	8.3/33	1.96	0.67	2.11
2"	82120B	10/40	8.1/32.4	2.16	0.81	2.56
2 1/2"	82125B	12	12.8	2.67	1.05	3.24
3"	82130B	12	16.4	2.80	1.11	3.87
3 1/2"	82135B	10	17.6	2.88	1.19	4.39
4"	82140B	6	12.4	2.89	1.19	4.88



**APPLICATION:** INDOORS – Use to connect EMT conduit to steel outlet box, load center, or other metal enclosure. **MATERIAL:** Zinc Die Cast. **FEATURES:** Concrete-Tight. **CERTIFICATIONS:** TO UL AND CSA REQUIREMENTS.



TRADE SIZE	HALEX PART #	CTN/CASE QTY	CTN/CASE WT (LBS)	DIMENSIONS (IN INCHES)	
				A	B
<b>Compression Couplings</b>				<b>Zinc Die Cast</b>	
1/2"	02205B	50/500	5.9/59	1.59	1.00
3/4"	02207B	25/250	4.4/44.5	1.81	1.19
1"	02210B	20/200	5.4/54	1.82	1.48
1 1/4"	02212B	25/100	10.2/41.5	2.07	1.84
1 1/2"	02215B	15/60	10.2/41	2.47	2.11
2"	02220B	10/40	8.9/36	2.56	2.56
2 1/2"	02225B	12	15.5	3.29	3.24
3"	02230B	12	20.6	3.42	3.87
3 1/2"	02235B	10	20.5	3.51	4.39
4"	02240B	6	15	3.54	4.88



**APPLICATION:** INDOORS – Use to join two lengths of EMT conduit together. **MATERIAL:** Zinc Die Cast. **FEATURES:** Concrete-Tight. **CERTIFICATIONS:** TO UL AND CSA REQUIREMENTS.

**NEW**



TRADE SIZE	HALEX PART #	CTN/CASE QTY	CTN/CASE WT (LBS)	
<b>Compression Couplings</b>				<b>Zinc Die Cast</b>
<b>2 PIECE DESIGN</b>				
1/2"	02005B	50	3.2	
3/4"	02007B	25	2.3	

**APPLICATION:** INDOORS – Use to connect EMT conduit to steel outlet box, load center, or other metal enclosure. **MATERIAL:** Zinc Die Cast. **FEATURES:** Concrete-Tight. **CERTIFICATIONS:** TO UL AND CSA REQUIREMENTS.

TRADE SIZE	HALEX PART #	CTN/CASE QTY	CTN/CASE WT (LBS)
------------	--------------	--------------	-------------------

## Compression Connectors

Steel



1/2"	<b>62305B</b>	25/250	2.8/28
3/4"	<b>62307B</b>	25/250	4.8/49.2
1"	<b>62310B</b>	10/100	2.8/28.5
1 1/4"	<b>62312B</b>	25	12.8
1 1/2"	<b>62315B</b>	20	11.3
2"	<b>62320B</b>	15	10.8
2 1/2"	<b>62325B</b>	12	21.4
3"	<b>62330B</b>	12	26.4
3 1/2"	<b>62335B</b>	6	15.4
4"	<b>62340B</b>	6	17.9

### WITH INSULATED THROAT

1/2"	<b>82305B</b>	25/250	2.8/28
3/4"	<b>82307B</b>	25/250	4.8/49.2
1"	<b>82310B</b>	10/100	2.8/28.5
1 1/4"	<b>82312B</b>	25	12.8
1 1/2"	<b>82315B</b>	20	11.3
2"	<b>82320B</b>	15	10.8
2 1/2"	<b>82325B</b>	12	21.4
3"	<b>82330B</b>	12	26.4
3 1/2"	<b>82335B</b>	6	15.4
4"	<b>82340B</b>	6	17.9

**APPLICATION:** INDOORS – Use to connect EMT conduit to steel outlet box, load center, or other metal enclosure. **MATERIAL:** Steel, Zinc Electro-Plate. **FEATURES:** Concrete-Tight. **CERTIFICATIONS:** TO UL AND CSA REQUIREMENTS.

TRADE SIZE	HALEX PART #	CTN/CASE QTY	CTN/CASE WT (LBS)
------------	--------------	--------------	-------------------

## Compression Couplings

Steel



1/2"	<b>62405B</b>	25/250	3.1/31.5
3/4"	<b>62407B</b>	25/250	5.3/54.2
1"	<b>62410B</b>	10/100	2.9/29
1 1/4"	<b>62412B</b>	25	12.3
1 1/2"	<b>62415B</b>	20	11.3
2"	<b>62420B</b>	15	10.5
2 1/2"	<b>62425B</b>	12	26
3"	<b>62430B</b>	6	16.5
3 1/2"	<b>62435B</b>	6	19.2
4"	<b>62440B</b>	6	22.7

**APPLICATION:** INDOORS – Use to join two lengths of EMT conduit together. **MATERIAL:** Steel, Zinc Electro-Plate. **FEATURES:** Concrete-Tight. **CERTIFICATIONS:** TO UL AND CSA REQUIREMENTS

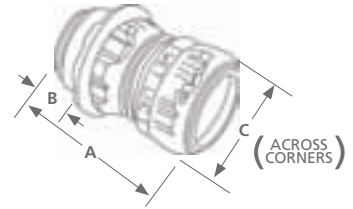


# ELECTRICAL METALLIC TUBING FITTINGS

EMT



TRADE SIZE	HALEX PART #	CTN/CASE QTY	CTN/CASE WT (LBS)	DIMENSIONS (IN INCHES)		
				A	B	C
<b>Raintight Compression Connectors</b>				<b>Steel</b>		
1/2"	62505B	50	5.9/29.5	1.650	0.460	1.125
3/4"	62507B	25	4.3/21.5	1.800	0.480	1.375
1"	62510B	15	3.5/17.5	1.870	0.500	1.690
1 1/4"	62512B	20	8.20	2.140	0.620	2.060
1 1/2"	62515B	10	5.00	2.270	0.650	2.250
2"	62520B	10	6.80	2.400	0.690	2.750
2 1/2"	62525B	6	10.7	2.440	0.750	3.625
3"	62530B	6	13.2	2.560	0.875	4.250
3 1/2"	62535B	6	15.4	2.750	0.938	4.688
4"	62540B	6	17.9	2.750	0.938	5.188



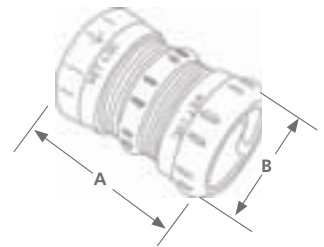
**WITH INSULATED THROAT**

1/2"	92505B	50/250	5.9/29.5	1.710	0.520	1.125
3/4"	92507B	25/250	4.3/21.5	1.860	0.540	1.375
1"	92510B	15/75	3.5/17.5	1.930	0.560	1.690
1 1/4"	92512B	20	8.20	2.190	0.680	2.066
1 1/2"	92515B	10	5.00	2.330	0.710	0.760
2"	92520B	10	6.80	2.460	0.750	2.750
2 1/2"	92525B	6	10.7	2.520	0.825	3.625
3"	92530B	6	13.2	2.620	0.938	4.250
3 1/2"	92535B	6	15.4	2.810	1.000	4.688
4"	92540B	6	17.9	2.810	1.000	5.188

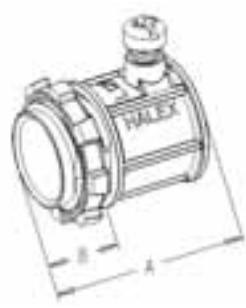
**APPLICATION:** INDOORS OR OUTDOORS – Use to connect EMT conduit to steel outlet box, load center, or other metal enclosure in a dry or wet location. **MATERIAL:** Steel, Zinc Electro-Plate. **FEATURES:** Concrete-Tight and Raintight. **CERTIFICATIONS:** TO UL AND CSA REQUIREMENTS.



TRADE SIZE	HALEX PART #	CTN/CASE QTY	CTN/CASE WT (LBS)	DIMENSIONS (IN INCHES)	
				A	B
<b>Raintight Compression Couplings</b>				<b>Steel</b>	
1/2"	62605B	50	7.2/36	2.000	1.125
3/4"	62607B	25	5.5/27.5	2.200	1.375
1"	62610B	15	4.5/22.5	2.450	1.690
1 1/4"	62612B	20	10.8	2.600	2.060
1 1/2"	62615B	10	6.00	2.730	2.250
2"	62620B	10	8.00	2.920	2.750
2 1/2"	62625B	6	16.0	3.875	3.625
3"	62630B	6	19.8	4.00	4.250
3 1/2"	62635B	6	23.1	4.6875	4.688
4"	62640B	6	26.8	4.9375	5.188



**APPLICATION:** INDOORS OR OUTDOORS – Use to connect two lengths of EMT conduit together in a dry or wet location. **MATERIAL:** Steel, Zinc Electro-Plate. **FEATURES:** Concrete-Tight and Raintight. **CERTIFICATIONS:** TO UL AND CSA REQUIREMENTS.



TRADE SIZE	HALEX PART #	CTN/CASE QTY	CTN/CASE WT (LBS)	DIMENSIONS (IN INCHES)	
				A	B
<b>Set-Screw Connectors</b>					
1/2"	12105B	50/500	2.9/29	1.16	0.41
3/4"	12107B	25/250	2.5/25	1.31	0.47
1"	12110B	20/200	3/30	1.56	0.56
1 1/4"	12112B	25/100	6.4/26.5	1.96	0.63
1 1/2"	12115B	15/60	6/24	2.19	0.72
2"	12120B	10/40	5.4/18.5	2.50	0.75
2 1/2"	12125B	12	10	3.03	1.00
3"	12130B	12	12.5	3.37	1.06
3 1/2"	12135B	10	12	3.58	1.09
4"	12140B	6	9	3.75	1.09

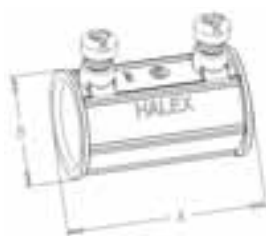
## Zinc Die Cast



### WITH INSULATED THROAT

1/2"	92105B	50/500	3.5/35	1.21	0.46
3/4"	92107B	25/250	2.5/25	1.36	0.52
1"	92110B	20/200	3/30	1.61	0.61
1 1/4"	92112B	25/100	7.3/29	2.01	0.68
1 1/2"	92115B	15/60	6/24	2.24	0.77
2"	92120B	10/40	5.4/21.6	2.55	0.80
2 1/2"	92125B	12	10	3.08	1.05
3"	92130B	12	12	3.42	1.11
3 1/2"	92135B	10	12.8	3.63	1.14
4"	92140B	6	9.4	3.80	1.14

**APPLICATION:** INDOORS ONLY – Use to connect EMT conduit to steel outlet box, load center, or other metal enclosure. **MATERIAL:** Zinc Die Cast. **FEATURES:** Concrete-Tight 1/2"-3/4", Concrete-Tight When Taped 1"-4". **CERTIFICATIONS:** TO UL AND CSA REQUIREMENTS.



TRADE SIZE	HALEX PART #	CTN/CASE QTY	CTN/CASE WT (LBS)	DIMENSIONS (IN INCHES)	
				A	B
<b>Set-Screw Couplings</b>					
1/2"	12205B	50/500	3.5/32	1.53	0.94
3/4"	12207B	25/250	2.5/25.5	1.88	1.16
1"	12210B	20/200	2.8/28.5	2.00	1.43
1 1/4"	12212B	25/100	7.3/26	2.50	1.84
1 1/2"	12215B	15/60	5.9/21	2.88	2.07
2"	12220B	5/20	2.9/11.4	3.44	2.55
2 1/2"	12225B	12	9.9	3.99	3.30
3"	12230B	12	12.4	4.55	3.94
3 1/2"	12235B	10	12	4.92	4.45
4"	12240B	6	10	5.24	4.97

## Zinc Die Cast



**APPLICATION:** INDOORS ONLY – Use to join two lengths of EMT conduit together. **MATERIAL:** Zinc Die Cast. **FEATURES:** Concrete-Tight 1/2"-1", Concrete-Tight When Taped 1 1/4"-4". **CERTIFICATIONS:** TO UL AND CSA REQUIREMENTS.





# ELECTRICAL METALLIC TUBING FITTINGS

EMT



• Image shown is for 1/2" - 2". 2 1/2" - 4" has two screws.

TRADE SIZE	HALEX PART #	CTN/CASE QTY	CTN/CASE WT (LBS)
------------	--------------	--------------	-------------------

## Set-Screw Connectors

Steel

1/2"	62705B	50/500	4.0/40.4
3/4"	62707B	25/250	4.0/35.9
1"	62710B	20/200	4.2/42.9
1 1/4"	62712B	25	8.5
1 1/2"	62715B	25	12
2"	62720B	20	12
2 1/2"	62725B	12	15
3"	62730B	12	21
3 1/2"	62735B	6	13
4"	62740B	6	15

### WITH INSULATED THROAT

1/2"	82705B	50/500	4.0/40.4
3/4"	82707B	25/250	4.0/35.9
1"	82710B	20/200	4.2/42.9
1 1/4"	82712B	25	8.5
1 1/2"	82715B	25	12
2"	82720B	20	12
2 1/2"	82725B	12	15
3"	82730B	12	21
3 1/2"	82735B	6	13
4"	82740B	6	15

**APPLICATION:** INDOORS ONLY – Use to connect EMT conduit to steel outlet box, load center, or other metal enclosure. **MATERIAL:** Steel, Zinc Electro-Plate. **FEATURES:** Concrete-Tight When Taped. **CERTIFICATIONS:** TO UL AND CSA REQUIREMENTS.



• Image shown is for 1/2" - 2". 2 1/2" - 4" has two screws.

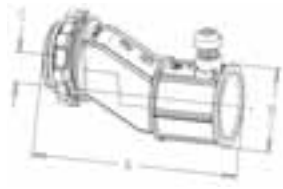
TRADE SIZE	HALEX PART #	CTN/CASE QTY	CTN/CASE WT (LBS)
------------	--------------	--------------	-------------------

## Set-Screw Couplings

Steel

1/2"	62805B	50/500	4.2/42.9
3/4"	62807B	25/250	3.2/32.9
1"	62810B	10/100	2.5/25
1 1/4"	62812B	25	10.5
1 1/2"	62815B	25	13.6
2"	62820B	20	13.2
2 1/2"	62825B	12	17.5
3"	62830B	12	25
3 1/2"	62835B	6	14
4"	62840B	6	17

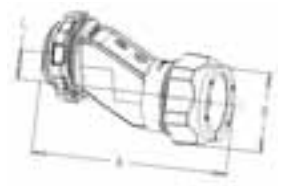
**APPLICATION:** INDOORS ONLY – Use to join two lengths of EMT conduit together. **MATERIAL:** Steel, Zinc Electro-Plate, Hardened Screws. **FEATURES:** Concrete-Tight When Taped. **CERTIFICATIONS:** TO UL AND CSA REQUIREMENTS.



TRADE SIZE	HALEX PART #	CTN/CASE QTY	CTN/CASE WT (LBS)	DIMENSIONS (IN INCHES)		
				A	B	C
<b>EMT To Box Offset Connectors</b>				<b>Zinc Die Cast</b>		
<i>SET-SCREW TYPE</i>						
1/2"	03705B	10/100	1/10	2.09	0.94	0.38
3/4"	03707B	10/100	1.9/19	2.98	1.16	0.75



**APPLICATION:** INDOORS ONLY – Use to connect EMT conduit to a metal outlet box or enclosure where an offset is desired. **MATERIAL:** Zinc Die Cast. **FEATURES:** Concrete-Tight. **CERTIFICATIONS:** TO UL AND CSA REQUIREMENTS.



TRADE SIZE	HALEX PART #	CTN/CASE QTY	CTN/CASE WT (LBS)	DIMENSIONS (IN INCHES)		
				A	B	C
<b>EMT To Box Offset Connectors</b>				<b>Zinc Die Cast</b>		
<i>COMPRESSION TYPE</i>						
1/2"	03905	20	2.3	2.13	1.00	0.38
3/4"	03907	10	2.1	2.90	1.19	0.75



**APPLICATION:** INDOORS OR OUTDOORS – Use to connect EMT conduit to a metal outlet box or enclosure where an offset is desired. **MATERIAL:** Zinc Die Cast. **FEATURES:** Concrete-Tight. **CERTIFICATIONS:** TO UL AND CSA REQUIREMENTS.



TRADE SIZE	HALEX PART #	CTN/CASE QTY	CTN/CASE WT (LBS)	DIMENSIONS ARE MINIMUM (IN INCHES)	
				A	RADII
<b>90° Elbows</b>				<b>Steel</b>	
1/2"	64405B	50	13.5	1.500	4.00
3/4"	64407B	50	23.5	1.500	4.50
1"	64410B	25	21	1.880	5.75
1 1/4"	64412B	20	31.4	2.000	7.25
1 1/2"	64415B	15	32.3	2.000	8.25
2"	64420B	10	29.9	2.000	9.50
2 1/2"	64425	1	5	3.000	10.50
3"	64430	1	7.5	3.130	13.00
3 1/2"	64435	1	10.1	3.250	15.00
4"	64440	1	13	3.380	16.00



**APPLICATION:** INDOORS OR OUTDOORS – To connect EMT conduit together to allow for 90° bends. **MATERIAL:** Galvanized Steel. **CERTIFICATIONS:** TO UL AND CSA REQUIREMENTS.



TRADE SIZE	HALEX PART #	CTN/CASE QTY	CTN/CASE WT (LBS)	DIMENSIONS ARE MINIMUM (IN INCHES)	
				A	RADII
<b>45° Elbows</b>				<b>Steel</b>	
1/2"	64505	10	2.4	1.50	4.00
3/4"	64507	10	3.3	1.50	4.50
1"	64510	25	14.3	1.88	5.75
1 1/4"	64512	20	20	2.00	7.25
1 1/2"	64515	15	22.1	2.00	8.25
2"	64520	10	21	2.00	9.50
2 1/2"	64525	1	3.6	3.00	10.50
3"	64530	1	7	3.13	13.00
3 1/2"	64535	1	8.5	3.25	15.00
4"	64540	1	10	3.38	16.00



**APPLICATION:** INDOORS OR OUTDOORS – To connect EMT conduit together to allow for 45° bends. **MATERIAL:** Galvanized Steel. **CERTIFICATIONS:** TO UL AND CSA REQUIREMENTS.



# ELECTRICAL METALLIC TUBING FITTINGS

EMT



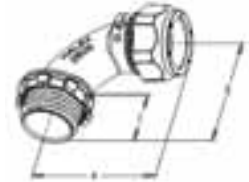
TRADE SIZE	HALEX PART #	CTN/CASE QTY	CTN/CASE WT (LBS)	DIMENSIONS (IN INCHES)		
				A	B	C
<b>90° Compression Elbows</b>				<b>Zinc Die Cast</b>		
<i>SHORT RADIUS</i>						
1/2"	02905B	25/250	4.7/47	1.75	0.83	0.52
3/4"	02907B	20/200	5.6/56	1.86	0.95	0.52
1"	02910	5	2.2	2.21	1.12	0.67

**APPLICATION:** INDOORS OR OUTDOORS – Use to connect EMT conduit to a steel outlet box or enclosure where a close radius is desired. **MATERIAL:** Zinc Die Cast. **FEATURES:** Concrete-Tight. **CERTIFICATIONS:** TO UL AND CSA REQUIREMENTS.



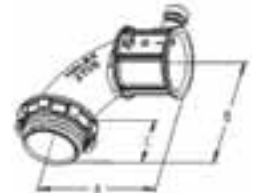
TRADE SIZE	HALEX PART #	CTN/CASE QTY	CTN/CASE WT (LBS)	DIMENSIONS (IN INCHES)		
				A	B	C
<b>90° Compression Elbows</b>				<b>Zinc Die Cast</b>		
<i>LARGE RADIUS</i>						
1/2"	02805B	20/200	2.6/26	1.595	1.451	0.521
3/4"	02807B	10/100	2.0/20	1.882	1.675	0.521

**APPLICATION:** INDOORS OR OUTDOORS – Use to connect EMT conduit to a steel outlet box or enclosure where a large radius 90° bend is desired. **MATERIAL:** Zinc Die Cast. **FEATURES:** Concrete-Tight. **CERTIFICATIONS:** TO UL AND CSA REQUIREMENTS.



TRADE SIZE	HALEX PART #	CTN/CASE QTY	CTN/CASE WT (LBS)	DIMENSIONS (IN INCHES)		
				A	B	C
<b>90° Set-Screw Elbows</b>				<b>Zinc Die Cast</b>		
<i>LARGE RADIUS</i>						
1/2"	02705B	20/200	2.2/22	1.444	1.400	0.521
3/4"	02707B	10/100	1.7/17	1.900	1.642	0.518

**APPLICATION:** INDOOR USE ONLY – Use to connect EMT conduit to a steel outlet box or enclosure where a large radius 90° bend is desired. **MATERIAL:** Zinc Die Cast. **FEATURES:** Concrete-Tight. **CERTIFICATIONS:** TO UL AND CSA REQUIREMENTS.





TRADE SIZE	HALEX PART #	CTN/CASE QTY	CTN/CASE WT (LBS)	DIMENSIONS (IN INCHES)	
				A	B
<b>One-Hole Straps</b>					
<b>Steel</b>					
1/2"	61505B	100/1000	3/25	1.250	0.562
3/4"	61507B	100/1000	4/38	1.375	0.625
1"	61510B	50/500	3/31.5	1.562	0.750
1 1/4"	61512B	50/500	4/40	2.000	0.875
1 1/2"	61515B	25/250	3/36.5	2.125	1.000
2"	61520B	20/200	4.5/45	2.625	1.125
2 1/2"	61125	10	4.3	3.312	1.250
3"	61130	10	5	3.625	1.250
3 1/2"	61135B	25	17.5	4.000	1.250
4"	61140B	20	15.6	4.250	1.250



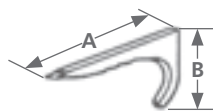
**APPLICATION:** INDOORS OR OUTDOORS – To support EMT conduit where greater load bearing is required. **MATERIAL:** Steel, Zinc Electro-Plate. **TYPE:** Snap-On Style. **CERTIFICATIONS:** TO UL AND CSA REQUIREMENTS.



TRADE SIZE	HALEX PART #	CTN/CASE QTY	CTN/CASE WT (LBS)	DIMENSIONS (IN INCHES)		
				A	B	C
<b>Two-Hole Straps</b>						
<b>Steel</b>						
1/2"	61605B	100/1000	2/18	2.250	1.625	0.562
3/4"	61607B	100/1000	2/25.5	2.750	2.125	0.625
1"	61610B	50/500	1.5/15.5	3.000	2.437	0.688
1 1/4"	61612B	25/250	1.5/14	3.750	2.937	0.750
1 1/2"	61615B	25/250	2/20	4.250	3.500	0.875
2"	61620B	50/200	7/28	4.812	4.000	1.000
2 1/2"	61225B	25	4.3	5.875	4.875	1.000
3"	61230	10	2.5	6.500	5.500	1.000
3 1/2"	61235B	25	6.5	7.375	6.375	1.000
4"	61240B	20	6.6	8.000	7.000	1.000



**APPLICATION:** INDOORS OR OUTDOORS – To support EMT conduit where greater load bearing is required. **MATERIAL:** Steel, Zinc Electro-Plate. **TYPE:** Snap-On Style. **CERTIFICATIONS:** TO UL AND CSA REQUIREMENTS.



TRADE SIZE	HALEX PART #	CTN/CASE QTY	CTN/CASE WT (LBS)	DIMENSIONS (IN INCHES)	
				A	B
<b>Drive Straps</b>					
<b>Steel</b>					
1/2"	61405B	100/1000	1.4/14	2.00	1.10
3/4"	61407B	100/1000	1.6/16	2.12	1.20
1"	61410B	100/1000	2.4/24	2.25	1.50



**APPLICATION:** INDOORS OR OUTDOORS – To secure EMT to a wood or similar surface. **MATERIAL:** Steel, Zinc Plate. **TYPE:** Flat Style. **CERTIFICATIONS:** TO UL AND CSA REQUIREMENTS.



# ELECTRICAL METALLIC TUBING FITTINGS

EMT



TRADE SIZE	HALEX PART #	CTN/CASE QTY	CTN/CASE WT (LBS)	DIMENSIONS (IN INCHES)	
				A	B
<b>EMT-To-EMT Pull Elbows</b> <span style="float: right;"><b>Zinc Die Cast</b></span>					
<i>WITHOUT GASKET</i>					
1/2"	14405	15	2.8	1.31	0.97
3/4"	14407	10	3.7	1.50	1.20
<i>WITH NEOPRENE GASKET</i>					
1/2"	94405	10	2.4	1.31	0.97
3/4"	94407	5	1.9	1.50	1.20
1"	94410	5	3.4	1.85	1.52



**APPLICATION:** DRY LOCATIONS – Use to connect EMT conduit together at a 90° bend.  
**MATERIAL:** Zinc Die Cast. **TYPE:** Set-Screw. **FEATURES:** Removable aluminum cover facilitates wire pulling. **CERTIFICATIONS:** TO UL AND CSA REQUIREMENTS.



TRADE SIZE	HALEX PART #	CTN/CASE QTY	CTN/CASE WT (LBS)	DIMENSIONS (IN INCHES)	
				A	B
<b>EMT-To-Box Pull Elbows</b> <span style="float: right;"><b>Zinc Die Cast</b></span>					
<i>WITHOUT GASKET</i>					
1/2"	14305	10	2.2	1.31	0.97
3/4"	14307	5	1.8	1.50	1.20



**APPLICATION:** DRY LOCATIONS – Use to connect EMT conduit to a metal box or enclosure to form a 90° bend. **MATERIAL:** Zinc Die Cast. **TYPE:** Set-Screw. **FEATURES:** Removable aluminum cover facilitates wire pulling. Die cast locknut provided. **CERTIFICATIONS:** TO UL AND CSA REQUIREMENTS.



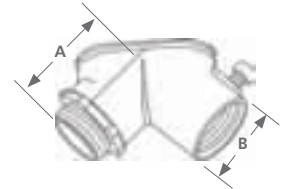
TRADE SIZE	HALEX PART #	CTN/CASE QTY	CTN/CASE WT (LBS)	DIMENSIONS (IN INCHES)	
				A	B
<b>EMT/Rigid-To-EMT/Rigid Combo Elbows</b> <span style="float: right;"><b>Zinc Die Cast</b></span>					
<i>WITH NEOPRENE GASKET</i>					
1/2"	94505	10 BAGS	2.0	1.31	0.97
3/4"	94507	10 BAGS	3.0	1.500	1.200
1"	94510	5	2.9	1.85	1.52



**APPLICATION:** INDOORS OR OUTDOORS. Use as a wire pulling elbow to facilitate wire pulling through a sharp bend in a run of EMT or threaded Rigid or IMC conduit. Removable cover provides easy access to facilitate wire pulling. Not listed for wet locations. **MATERIAL:** Zinc Die Cast. **CERTIFICATIONS:** TO UL AND CSA REQUIREMENTS.



TRADE SIZE	HALEX PART #	CTN/CASE QTY	CTN/CASE WT (LBS)	DIMENSIONS (IN INCHES)	
				A	B
<b>EMT/Rigid-To-Box Combo Elbows</b> <span style="float: right;"><b>Zinc Die Cast</b></span>					
<i>WITH NEOPRENE GASKET</i>					
1/2"	94705	10 BAGS	1.90	1.310	1.020
3/4"	94707	5 BAGS	1.50	1.500	1.270



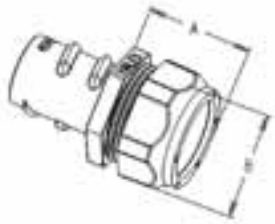
**APPLICATION:** INDOORS OR OUTDOORS. Use to connect a run of EMT or threaded Rigid or IMC conduit to an outlet box, or other metal enclosure. Removable cover provides easy access to facilitate wire pulling. Not listed for wet locations. **MATERIAL:** Zinc Die Cast. **CERTIFICATIONS:** TO UL AND CSA REQUIREMENTS.



TRADE SIZE	HALEX PART #	CTN/CASE QTY	CTN/CASE WT (LBS)	DIMENSIONS (IN INCHES)	
				A	B
<b>EMT-To-EMT Inside-Corner Pull Elbows</b> <span style="float: right;"><b>Zinc Die Cast</b></span>					
<i>WITHOUT GASKET</i>					
1/2"	14601B	15	2.7	1.81	1.00
1/2"	14605	15	2.7	1.81	1.00
3/4"	14607	8	1.9	2.00	1.25

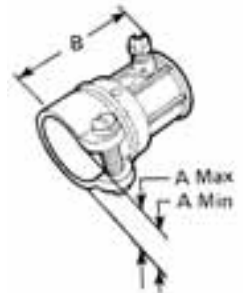


**APPLICATION:** INDOORS ONLY – Use to connect EMT conduit together on a 90° inside corner. **MATERIAL:** Zinc Die Cast. **TYPE:** Set-Screw. **FEATURES:** Removable cover facilitates wire pulling. **CERTIFICATIONS:** TO UL AND CSA REQUIREMENTS.



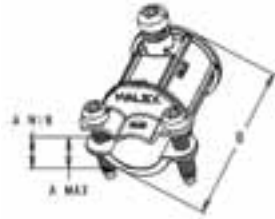
TRADE SIZE	HALEX PART #	CTN/CASE QTY	CTN/CASE WT (LBS)	DIMENSIONS (IN INCHES)	
				A	B
<b>EMT-To-Flex Combination Couplings Zinc Die Cast</b>					
<i>COMPRESSION TO SCREW-IN TYPE</i>					
1/2"-1/2"	04905B	50/500	4/40	0.84	1.00
3/4"-3/4"	04907B	25/250	2.8/27.5	0.95	1.19
1"-1"	04910	10	1.7	1.11	1.48

**APPLICATION:** INDOORS ONLY – Use to join EMT conduit to flexible metallic conduit. **MATERIAL:** Zinc Die Cast. **TYPE:** Compression To Screw-In. **SUITABLE FOR:** 1/2" steel, steel reduced wall, and aluminum flexible metal conduit to EMT, 3/4"-1" flexible metal conduit to EMT. **CERTIFICATIONS:** TO UL AND CSA REQUIREMENTS.



TRADE SIZE	HALEX PART #	CTN/CASE QTY	CTN/CASE WT (LBS)	DIMENSIONS (IN INCHES)		
				A	B	C
<b>EMT-To-Flex Combination Couplings Zinc Die Cast</b>						
<i>SET-SCREW TYPE</i>						
1/2"-1/2"	15305B	25/250	2.5/25	0.75	0.95	1.65
3/4"-3/4"	15307B	25/250	3.6/36	0.91	1.11	1.98

**APPLICATION:** INDOORS ONLY – Use to join EMT conduit to flexible metal conduit. **MATERIAL:** Zinc Die Cast. **TYPE:** Set-Screw. **CERTIFICATIONS:** TO UL AND CSA REQUIREMENTS.



TRADE SIZE	HALEX PART #	CTN/CASE QTY	CTN/CASE WT (LBS)	DIMENSIONS (IN INCHES)		
				A	B	
<b>EMT-To-Non-Metallic Combination Couplings Zinc Die Cast</b>						
1/2"-NM	15303B	50/500	4/40	0.17	0.63	1.35

**APPLICATION:** INDOORS ONLY – Use to join EMT conduit to non-metallic sheathed cable (1) 14-2 to (1) 10-3, (2) 14-2 to (2) 12-3. **MATERIAL:** Zinc Die Cast. **TYPE:** Set-Screw. **CERTIFICATIONS:** TO UL AND CSA REQUIREMENTS.



TRADE SIZE	HALEX PART #	CTN/CASE QTY	CTN/CASE WT (LBS)	DIMENSIONS (IN INCHES)		
				A	B	
<b>EMT Insulating Bushings Polyethylene</b>						
1/2"	75005B	100/1000	0.4/4.0	0.725	0.181	0.570
3/4"	75007B	75/750	0.35/3.5	0.940	1.030	0.760
1"	75010B	50/500	0.35/3.5	0.945	1.300	0.635
1 1/4"	75012B	25/250	0.25/2.5	1.240	1.655	0.625
1 1/2"	75015B	25/250	0.3/3.0	1.44	1.918	0.625
2"	75020B	25/250	0.45/4.5	1.870	2.380	0.625

**APPLICATION:** INDOORS ONLY – Use to protect cables from abrasion from edge of EMT. **MATERIAL:** Polyethylene. **FEATURES:** Holds firmly in place while pulling various cables, i.e. power, cable TV, telephone/modem, alarm/security systems. Meets 2008 NEC code requirements for 300.16 (B) protection.



TRADE SIZE	HALEX PART #	CTN/CASE QTY	CTN/CASE WT (LBS)	DIMENSIONS (IN INCHES)	
				A	B
<b>EMT-To-Rigid Combination Couplings Steel</b>					
<i>SET-SCREW TYPE</i>					
1/2"-1/2"	15304B	25	3.5		
3/4"-3/4"	15306B	25	6.1		

**APPLICATION:** INDOORS ONLY – Use to join EMT conduit to Rigid metal conduit. **MATERIAL:** Steel, Zinc Electro-Plate. **TYPE:** Set-Screw.





# ELECTRICAL METALLIC TUBING FITTINGS

EMT



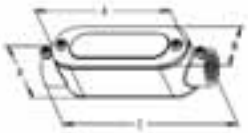
TRADE SIZE	HALEX PART #	CTN/CASE QTY	CTN/CASE WT (LBS)	DIMENSIONS (IN INCHES)			
				A	B	C	D
<b>EMT/Rigid Combo Conduit Bodies</b> <span style="float: right;"><b>Aluminum</b></span>							
<i>WITH COVER AND GASKET ASSEMBLED</i> <span style="float: right;"><i>TYPE LL</i></span>							
1/2"	56305	10	2.7	3.875	2.047	4.375	1.438
3/4"	56307	6	1.62	4.625	2.938	5.125	1.688

**APPLICATION:** INDOORS OR OUTDOORS – Use to gain access to the interior of a raceway for wire pulling, splicing (with limitations as specified by the NEC), and maintenance. Thread port with set-screw for use with threaded or smooth pipe. **Not listed for wet locations.** **MATERIAL:** Copper-Free Aluminum Die Cast. **FEATURES:** Use with EMT or Rigid conduit. **CERTIFICATIONS:** TO UL AND CSA REQUIREMENTS.



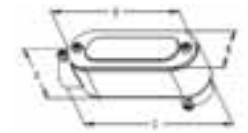
TRADE SIZE	HALEX PART #	CTN/CASE QTY	CTN/CASE WT (LBS)	DIMENSIONS (IN INCHES)			
				A	B	C	D
<b>EMT/Rigid Combo Conduit Bodies</b> <span style="float: right;"><b>Aluminum</b></span>							
<i>WITH COVER AND GASKET ASSEMBLED</i> <span style="float: right;"><i>TYPE C</i></span>							
1/2"	56405	10	2.5	3.875	1.438	4.906	1.063
3/4"	56407	6	2.5	4.125	1.688	5.500	1.344

**APPLICATION:** INDOORS OR OUTDOORS – Use to gain access to the interior of a raceway for wire pulling, splicing (with limitations as specified by the NEC), and maintenance. Thread port with set-screw for use with threaded or smooth pipe. **Not listed for wet locations.** **MATERIAL:** Copper-Free Aluminum Die Cast. **FEATURES:** Use with EMT or Rigid conduit. **CERTIFICATIONS:** TO UL AND CSA REQUIREMENTS.



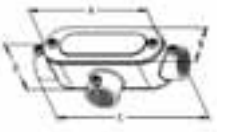
TRADE SIZE	HALEX PART #	CTN/CASE QTY	CTN/CASE WT (LBS)	DIMENSIONS (IN INCHES)			
				A	B	C	D
<b>EMT/Rigid Combo Conduit Bodies</b> <span style="float: right;"><b>Aluminum</b></span>							
<i>WITH COVER AND GASKET ASSEMBLED</i> <span style="float: right;"><i>TYPE LB</i></span>							
1/2"	56605	10	2.7	3.875	2.125	4.375	1.063
3/4"	56607	10	3.8	4.625	2.438	5.125	1.344

**APPLICATION:** INDOORS OR OUTDOORS – Use to gain access to the interior of a raceway for wire pulling, splicing (with limitations as specified by the NEC), and maintenance. Thread port with set-screw for use with threaded or smooth pipe. **Not listed for wet locations.** **MATERIAL:** Copper-Free Aluminum Die Cast. **FEATURES:** Use with EMT or Rigid conduit. **CERTIFICATIONS:** TO UL AND CSA REQUIREMENTS.



TRADE SIZE	HALEX PART #	CTN/CASE QTY	CTN/CASE WT (LBS)	DIMENSIONS (IN INCHES)			
				A	B	C	D
<b>EMT/Rigid Combo Conduit Bodies</b> <span style="float: right;"><b>Aluminum</b></span>							
<i>WITH COVER AND GASKET ASSEMBLED</i> <span style="float: right;"><i>TYPE T</i></span>							
1/2"	56805	10	3.2	3.875	1.438	4.906	2.125
3/4"	56807	5	1.6	4.625	1.688	5.500	2.344

**APPLICATION:** INDOORS OR OUTDOORS – Use to gain access to the interior of a raceway for wire pulling, splicing (with limitations as specified by the NEC), and maintenance. Thread port with set-screw for use with threaded or smooth pipe. **Not listed for wet locations.** **MATERIAL:** Copper-Free Aluminum Die Cast. **FEATURES:** Use with EMT or Rigid conduit. **CERTIFICATIONS:** TO UL AND CSA REQUIREMENTS.





TRADE SIZE	HALEX PART #	CTN/CASE QTY	CTN/CASE WT (LBS)	DIMENSIONS (IN INCHES)			
				A	B	C	D
<b>EMT/Rigid Combo Conduit Bodies</b>				<b>Aluminum</b>			
<i>WITH COVER AND GASKET ASSEMBLED</i>				<i>TYPE LR</i>			
1/2"	56905	10	3	3.875	2.047	4.375	1.438
3/4"	56907	6	3	4.660	1.562	5.091	1.810

**APPLICATION:** INDOORS OR OUTDOORS – Use to gain access to the interior of a raceway for wire pulling, splicing (with limitations as specified by the NEC), and maintenance. Thread port with set-screw for use with threaded or smooth pipe. **Not listed for wet locations.** **MATERIAL:** Copper-Free Aluminum Die Cast. **FEATURES:** Use with EMT or Rigid conduit. **CERTIFICATIONS:** TO UL AND CSA REQUIREMENTS.



TRADE SIZE	HALEX PART #	CTN/CASE QTY	CTN/CASE WT (LBS)	DIMENSIONS (IN INCHES)			
				A	B	C	D
<b>EMT/Conduit Bodies - Set-Screw</b>				<b>Aluminum</b>			
<i>WITH COVER AND GASKET ASSEMBLED</i>				<i>TYPE LB</i>			
1/2"	58705	5	1.8	3.875	2.125	4.375	1.063
3/4"	58707	3	1.2	4.625	2.438	5.125	1.344

**APPLICATION:** INDOORS OR OUTDOORS – Use to gain access to the interior of a raceway for wire pulling, splicing (with limitations as specified by the NEC), and maintenance. Set-screw for use with EMT smooth pipe. **Not listed for wet locations.** **MATERIAL:** Copper-Free Aluminum Die Cast. **FEATURES:** Use with EMT. **CERTIFICATIONS:** TO UL AND CSA REQUIREMENTS.







# MC & AC CABLE & FLEXIBLE METALLIC CONDUIT FITTINGS

FLEX



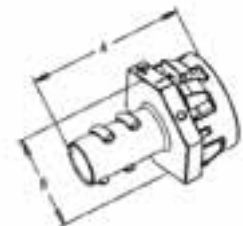
TRADE SIZE	HALEX PART #	CTN/CASE QTY	CTN/CASE WT (LBS)	DIMENSIONS (IN INCHES)	
				A	B
<b>Screw-In Connectors</b>					
<b>Zinc Die Cast</b>					
3/8"(1/2" ko)	04403B	50/500	3/30	1.31	0.92
1/2"	04405B	50/500	3/30	1.38	0.92
3/4"	04407B	25/250	2.5/25	1.62	1.12
1"	04410B	25/250	4/40	1.94	1.37
1 1/4"	04412B	10/100	2.8/28	2.12	1.75
1 1/2"	04415B	10/40	3.8/15.2	2.31	2.13
2"	04420B	10/40	6.3/25.2	2.58	2.67
<b>WITH INSULATED THROAT</b>					
3/8"(1/2" ko)	84403B	50/500	3/30	1.36	0.92
1/2"	84405B	50/500	3/30	1.43	0.92
3/4"	84407B	25/250	2.5/25	1.67	1.12
1"	84410	15	2.3	1.99	1.37
1 1/4"	84412	10	2.8	2.17	1.75
1 1/2"	84415	5	1.9	2.36	2.13
2"	84420	5	3.2	2.63	2.67



**APPLICATION:** INDOORS ONLY - Use to connect flexible metallic conduit to steel outlet box, load center or other metal enclosure. **MATERIAL:** Zinc Die Cast. **MISC:** 3/8" size fits 1/2" knockout (ko). **SUITABLE FOR:** 1/2" - steel, reduced wall steel, and aluminum flexible metal conduit. 3/8", 3/4" to 1 1/4" and 2" flexible metal conduit. 1 1/2" - steel and steel reduced wall flexible metal conduit. **CERTIFICATIONS:** TO UL AND CSA REQUIREMENTS.



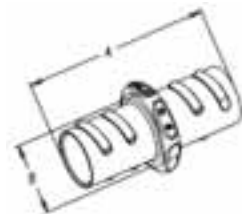
TRADE SIZE	HALEX PART #	CTN/CASE QTY	CTN/CASE WT (LBS)	DIMENSIONS (IN INCHES)	
				A	B
<b>Screw-In Connectors</b>					
<b>Zinc Die Cast</b>					
<b>SNAP-IN TYPE</b>					
3/8"(1/2" ko)	04403NB	50/500	1.9/19	1.269	0.918
1/2"	04405NB	50/500	2/20	1.344	0.918



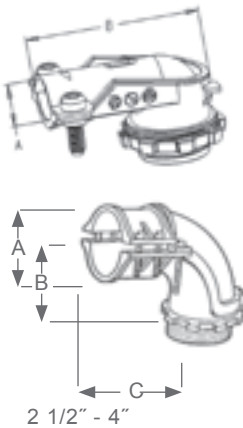
**APPLICATION:** INDOORS ONLY - Use to connect flexible metallic conduit to steel outlet box, load center or other metal enclosure. **MATERIAL:** Zinc Die Cast. **MISC:** 3/8" size fits 1/2" knockout (ko). **SUITABLE FOR:** 3/8" flexible metal conduit. 1/2" - steel and steel reduced wall flexible metal conduit. **FEATURES:** New Snap-In design allows for quick and easy installation. No locknuts required. Meets UL ground fault requirements. **CERTIFICATIONS:** TO UL AND CSA REQUIREMENTS.



TRADE SIZE	HALEX PART #	CTN/CASE QTY	CTN/CASE WT (LBS)	DIMENSIONS (IN INCHES)	
				A	B
<b>Screw-In Couplings</b>					
<b>Zinc Die Cast</b>					
1/2"	04505B	50/500	3/30	1.81	0.92
3/4"	04507B	25/250	2.3/22.5	2.09	1.12
1"	04510	15	3.8	2.41	1.37
1 1/4"	04512	10	2.5	2.75	1.81
1 1/2"	04515	5	2	3.05	2.12
2"	04520	4	2.4	3.28	2.67



**APPLICATION:** INDOORS ONLY - Use to join two pieces of flexible metallic conduit. **MATERIAL:** Zinc Die Cast. **SUITABLE FOR:** 1/2" - steel, steel reduced wall, and aluminum flexible metal conduit; 3/4" to 1 1/4" and 2" flexible metal conduit; 1 1/2" - steel and steel reduced wall flexible metal conduit. **CERTIFICATIONS:** TO UL AND CSA REQUIREMENTS.



TRADE SIZE	HALEX PART #	CTN/CASE QTY	CTN/CASE WT (LBS)	DIMENSIONS (IN INCHES)		
				A (MIN)	A (MAX)	B C
<b>90° Connectors</b>				<b>Zinc Die Cast</b>		
3/8"(1/2" ko)	<b>11003B</b>	50/500	4.5/45	0.40	0.63	1.81
1/2"	<b>11005B</b>	25/250	3.5/35	0.65	0.97	2.18
3/4"	<b>11007B</b>	10/100	2/20	0.77	1.12	2.38
1"	<b>11010B</b>	5/50	1.9/19	1.06	1.40	2.87
1 1/4"	<b>11012B</b>	10/40	5.1/20.4	1.34	1.65	3.93
1 1/2"	<b>11015B</b>	5	5.7	1.51	2.47	6.05
2"	<b>11020B</b>	5	6.2	1.51	2.47	6.05
2 1/2"	<b>11025B</b>	2	6.1	2.44	—	3.02 4.97
3"	<b>11030B</b>	1	4.2	2.97	—	3.48 5.50
3 1/2"	<b>11035B</b>	1	5.6	3.25	—	4.20 6.50
4"	<b>11040B</b>	1	7.5	3.66	—	4.75 7.25
<b>WITH INSULATED THROAT</b>				<b>A</b>	<b>B</b>	<b>C</b>
3/8"(1/2" ko)	<b>91003B</b>	25/250	2.3/23	0.40	0.63	1.81
1/2"	<b>91005B</b>	25/250	3.5/35	0.65	0.97	2.18
3/4"	<b>91007B</b>	10/100	2/20	0.77	1.12	2.38
1"	<b>91010</b>	5	1.9	1.06	1.40	2.87
1 1/4"	<b>91012</b>	5	2.6	1.34	1.65	3.93
1 1/2"	<b>91015</b>	4	4.6	1.51	2.47	6.05
2"	<b>91020</b>	2	2.5	1.51	2.47	6.05

**APPLICATION:** INDOORS ONLY - In a dry location, use to connect flexible metal conduit, aluminum and steel AC and MC cable to a steel outlet box or other metal enclosure. **MATERIAL:** Zinc Die Cast. **MISC:** 3/8" size fits 1/2" knockout. **SUITABLE FOR:** 11003B = Aluminum or steel #14/2 AC; 3/8" flexible metal conduit; .450-.550 flex cord; .465-.558 steel MC; .455-.540 aluminum MC. 11005B = Steel #14/2 AC; aluminum #10-4 AC; 1/2" flexible metal conduit; .685-.825 flex cord; .630-.880 steel and aluminum MC. 3/4"-4" flexible metal conduit. **CERTIFICATIONS:** TO UL AND CSA REQUIREMENTS.



FLEX

TRADE SIZE	HALEX PART #	CTN/CASE QTY	CTN/CASE WT (LBS)	DIMENSIONS (IN INCHES)		
				A (MIN)	A (MAX)	B
<b>90° Connectors</b>				<b>Zinc Die Cast</b>		
<b>SNAP-IN TYPE</b>						
3/8"(1/2" ko)	<b>11003NB</b>	50/500	3.7/37	0.40	0.63	1.756
1/2"	<b>11005NB</b>	25/250	2.7/27	0.65	0.97	2.125

**APPLICATION:** INDOORS ONLY - In a dry location, use to connect flexible metal conduit, aluminum and steel AC and MC cable to a steel outlet box or other metal enclosure. **MATERIAL:** Zinc Die Cast. **MISC:** 3/8" size fits 1/2" knockout. **SUITABLE FOR:** 3/8" - 1/2" steel and aluminum armored cable, steel and aluminum interlocked metal clad cable, flexible cord, and flexible metal conduit. **FEATURES:** New Snap-In design allows for quick and easy installation. No locknuts required. Meets UL ground fault requirements. **CERTIFICATIONS:** TO UL AND CSA REQUIREMENTS.





# MC & AC CABLE & FLEXIBLE METALLIC CONDUIT FITTINGS

FLEX

TRADE SIZE	HALEX PART #	CTN/CASE QTY	CTN/CASE WT (LBS)	DIMENSIONS (IN INCHES)	
				A	B



## Anti-Short Bushings

## Polyethylene

**FITS CABLE RANGE: 14/2, 14/3, 12/2**

0 (5/16")	75400	10 BAGS/35 PCS	0.6	0.394	0.350
0 (5/16")	75400BP	1000	1.7	0.394	0.350

**FITS CABLE RANGE: 14/4, 12/3, 6/1, 4/1**


1 (3/8")	75401	10 BAGS/35 PCS	0.45	0.450	0.410
1 (3/8")	75401BP	1000	2.0	0.450	0.410

**FITS CABLE RANGE: 12/4, 10/2, 10/3, 2/1**

2 (7/16")	75402	5 BAGS/35 PCS	0.4	0.588	0.540
2 (7/16")	75402BP	500	1.2	0.588	0.540
3 (1/2")	75403	5 BAGS/20 PCS	0.3	0.780	0.730
3 (1/2")	75403BP	500	1.0	0.780	0.730
4 (3/4")	75404	4 BAGS/16 PCS	0.2	0.990	0.940
4 (3/4")	75404BP	250	1.0	0.990	0.940

**APPLICATION:** INDOORS ONLY - Use to protect wire within flexible metallic conduit MC and AC cable. Insert one bushing at each end of conduit or cable. **MATERIAL:** Polyethylene.

**CERTIFICATIONS:** TO UL AND CSA REQUIREMENTS.



TRADE SIZE	HALEX PART #	CTN/CASE QTY	CTN/CASE WT (LBS)	DIMENSIONS (IN INCHES)		
				A (MIN)	A (MAX)	B



## Squeeze Connectors

## Zinc Die Cast

**SNAP-IN TYPE**

3/8" (1/2" ko)	04203NB	50/500	2.3/23	0.58	0.62	0.938
1/2"	04205NB	25/250	1.8/18	0.74	0.997	1.305

**APPLICATION:** INDOORS ONLY - In a dry location, use to connect flexible metallic conduit and steel AC cable to a steel outlet box or other metal enclosure. The 3/8" can also be used with steel and aluminum MC cable. **MATERIAL:** Zinc Die Cast. **MISC:** 3/8" size fits 1/2" knockout (ko). **SUITABLE FOR:** 3/8" steel flexible conduit, #14/2 wire steel armored cable, .561" steel and .538-.599" aluminum interlocked metal clad cable. 1/2" steel flexible metal conduit and #4-2 wire steel armored cable.

**FEATURES:** New Snap-In design allows for quick and easy installation. No locknut required. Meets UL ground fault requirements. **CERTIFICATIONS:** TO UL AND CSA REQUIREMENTS.

TRADE SIZE	HALEX PART #	CTN/CASE QTY	CTN/CASE WT (LBS)	DIMENSIONS (IN INCHES)		
				A (MIN)	A (MAX)	B



## Squeeze Connectors

## Zinc Die Cast

3/8" (1/2" ko)	04203B	50/500	3.5/35	0.58	0.61	1.00
1/2"	04205B	25/250	2.5/25	0.74	0.95	1.47
3/4"	04207B	25/250	3.3/32.5	0.88	1.11	1.58
1"	04210B	10/100	2/20	1.14	1.38	1.75
1 1/4"	04212B	10/100	2.9/29	1.42	1.65	1.91
1 1/2"	04215B	5/50	2/19.5	1.68	1.94	2.09
2"	04220B	10/40	4.6/18.4	2.08	2.56	2.34
2 1/2"	04225B	10	9	2.88	3.25	2.75
3"	04230B	5	6.5	3.34	3.63	3.19
3 1/2"	04235B	2	3	3.75	4.13	3.56
4"	04240B	1	2	4.19	4.56	3.94

**WITH INSULATED THROAT**

1/2"	84205B	25/250	2.5/25	0.74	0.95	1.52
3/4"	84207B	25/250	3.3/32.5	0.88	1.11	1.63
1"	84210B	10/100	2/20	1.14	1.38	1.80
1 1/4"	84212B	10/100	2.9/29	1.42	1.65	1.96
1 1/2"	84215B	5/50	2/19.5	1.68	1.94	2.14
2"	84220B	10/40	4.6/18.4	2.08	2.56	2.39

**APPLICATION:** INDOORS ONLY - In a dry location, use to connect flexible metallic conduit and steel AC cable to a steel outlet box, load center or other metal enclosure. The 3/8" can also be used with steel and aluminum MC cable. **MATERIAL:** Zinc Die Cast. **MISC:** 3/8" size fits 1/2" knockout.

**SUITABLE FOR:** 3/8" steel flexible conduit, #14/2 wire steel armored cable, .561" steel and .538-.599" aluminum interlocked metal clad cable. 1/2" steel flexible metal conduit and #4-2 wire steel armored cable. 3/4" steel flexible metal conduit and #6-3 wire steel armored cable. 1" steel and reduced wall steel flexible metal conduit and #2-2 wire steel armored cable. 1 1/4" - 4" steel flexible metal conduit. **CERTIFICATIONS:** TO UL AND CSA REQUIREMENTS.





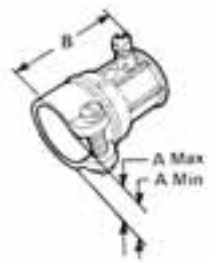
TRADE SIZE	HALEX PART #	CTN/CASE QTY	CTN/CASE WT (LBS)	DIMENSIONS (IN INCHES)	
				A	B

### FLEX-To-EMT Combination Couplings Zinc Die Cast

**COMPRESSION TO SCREW-IN TYPE**

1/2"	<b>04905B</b>	50/500	4/40	0.84	1.10
3/4"	<b>04907B</b>	25/250	2.8/27.5	0.95	1.30
1"	<b>04910</b>	10	1.7	1.11	1.62

**APPLICATION:** INDOORS ONLY - Use to join EMT conduit to flexible metallic conduit  
**MATERIAL:** Zinc Die Cast. **TYPE:** Compression to Screw-in. **SUITABLE FOR:** 1/2" steel, steel reduced wall, and aluminum flexible metal conduit to EMT, 3/4"-1" flexible metal conduit to EMT.  
**CERTIFICATIONS:** TO UL AND CSA REQUIREMENTS.



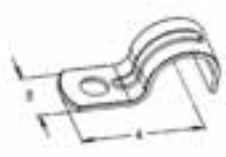
TRADE SIZE	HALEX PART #	CTN/CASE QTY	CTN/CASE WT (LBS)	DIMENSIONS (IN INCHES)		
				A (MIN)	A (MAX)	B

### FLEX-To-EMT Combination Couplings Zinc Die Cast

**SET-SCREW TYPE**

1/2"-1/2"	<b>15305B</b>	25/250	2.5/25	0.75	0.95	1.65
3/4"-3/4"	<b>15307B</b>	25/250	3.6/36	—	1.11	1.98

**APPLICATION:** INDOORS ONLY - Use to join EMT conduit to flexible metal conduit. **MATERIAL:** Zinc Die Cast. **TYPE:** Set-Screw Type. **CERTIFICATIONS:** TO UL AND CSA REQUIREMENTS.



TRADE SIZE	HALEX PART #	CTN/CASE QTY	CTN/CASE WT (LBS)	DIMENSIONS (IN INCHES)	
				A	B

### AC (MC) One-Hole Straps Steel

3/8"	<b>62181B</b>	100/1000	1/10	0.96	0.50
------	---------------	----------	------	------	------

**APPLICATION:** INDOORS ONLY - Use to secure AC/MC cable to a wood, masonry or similar surface. **MATERIAL:** Steel, Zinc Electro-Plate.



TRADE SIZE	HALEX PART #	CTN/CASE QTY	CTN/CASE WT (LBS)	DIMENSIONS (IN INCHES)	
				A	B

### Set-Screw Connectors Zinc Die Cast

1/2"	<b>04805B</b>	25/250	2.5/25	0.94	1.46
3/4"	<b>04807B</b>	25/250	3.8/38	1.15	1.56
<b>WITH INSULATED THROAT</b>					
1/2"	<b>84805B</b>	25/250	2.5/25	0.94	1.51
3/4"	<b>84807B</b>	25/250	3.8/38	1.15	1.61

**APPLICATION:** INDOORS ONLY - In a dry location, use to connect steel or aluminum flexible metallic conduit to a steel outlet box or other metal enclosure. **MATERIAL:** Zinc Die Cast. **CERTIFICATIONS:** TO UL AND CSA REQUIREMENTS.



TRADE SIZE	HALEX PART #	CTN/CASE QTY	CTN/CASE WT (LBS)	DIMENSIONS (IN INCHES)			
				A (MIN)	A (MAX)	B	C

### Clamp-Combination Connectors Zinc Die Cast

3/8" (1/2" ko)	<b>05703B</b>	100/1000	6/60	0.18	0.64	1.18	0.34
----------------	---------------	----------	------	------	------	------	------

**APPLICATION:** INDOORS - In a dry location, use to connect flexible metallic conduit, AC, MC, or NM cable to steel outlet box or other enclosure. **MATERIAL:** Zinc Die Cast. **MISC:** 3/8" size fits 1/2" knockout. **SUITABLE FOR:** #14/2 thru 12/3 with ground NM sheathed cable, #14-2 wire steel armored cable, 3/8" steel flexible metal conduit, alum. cont. corrugated metal clad cable 0.365-0.519" dia., alum. smooth sheath metal clad cable 0.345-0.525" dia., alum. interlocked metal clad cable 0.455-0.575" dia., rect. alum. cont. corrugated metal clad cable 0.277" x 0.375", steel interlocked metal clad cable 0.435-0.547" dia. **CERTIFICATIONS:** TO UL AND CSA REQUIREMENTS.





# MC & AC CABLE & FLEXIBLE METALLIC CONDUIT FITTINGS

FLEX

TRADE SIZE	HALEX PART #	CTN/CASE QTY	CTN/CASE WT (LBS)	DIMENSIONS (IN INCHES)			
				A (MIN)	A (MAX)	B	C

## Clamp-Combination Connectors Zinc Die Cast

SNAP-IN TYPE				DIMENSIONS (IN INCHES)			
3/8"(1/2" ko)	05703NB	100/1000	4.2/42	0.18	0.64	1.18	0.34

**APPLICATION:** INDOORS - In a dry location, use to connect flexible metallic conduit, AC, MC and NM cable to steel outlet box or other enclosure. **MATERIAL:** Zinc Die Cast. **MISC:** 3/8" size fits 1/2" knockout. **SUITABLE FOR:** #14/2 thru 12/3 with ground NM sheathed cable, #14-2 wire steel armored cable, 3/8" steel flexible metal conduit, alum. cont. corrugated metal clad cable 0.365-0.519" dia., alum. smooth sheath metal clad cable 0.345-0.525" dia., alum. interlocked metal clad cable 0.455-0.575" dia., rect. alum. cont. corrugated metal clad cable 0.277" x 0.375", steel interlocked metal clad cable 0.435-0.547" dia. **FEATURES:** New Snap-In design allows for quick and easy installation. Meets UL ground fault requirements. No locknut required. **CERTIFICATIONS:** TO UL AND CSA REQUIREMENTS.



TRADE SIZE	HALEX PART #	CTN/CASE QTY	CTN/CASE WT (LBS)	DIMENSIONS (IN INCHES)		
				A (MIN)	A (MAX)	B

## Duplex Connectors Zinc Die Cast

3/8"(1/2" ko)	15803B	25/250	3.3/32.5	0.13	0.65	1.496
---------------	--------	--------	----------	------	------	-------

**APPLICATION:** INDOORS ONLY - In a dry location, use to connect two pieces of flexible metallic conduit, AC, MC or NM sheathed cable, to a steel outlet box or other metal enclosure when using only one knockout opening. **MATERIAL:** Zinc Die Cast. **MISC:** 3/8" size fits 1/2" knockout. **SUITABLE FOR:** #14-2 thru #12-3 wire with ground NM sheathed cable, #14-2 wire steel armored cable, #14-2 wire with ground thru #10-4 with ground alum. armored cable, 3/8" FMC, alum. smooth sheath metal clad cable 0.410-0.500" dia., alum. interlocked metal clad cable 0.460-0.538" dia., steel interlocked metal clad cable 0.438-0.560" dia. **CERTIFICATIONS:** TO UL AND CSA REQUIREMENTS.

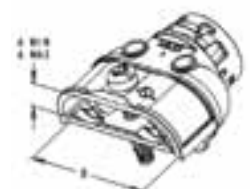


TRADE SIZE	HALEX PART #	CTN/CASE QTY	CTN/CASE WT (LBS)	DIMENSIONS (IN INCHES)		
				A (MIN)	A (MAX)	B

## Duplex Connectors Zinc Die Cast

SNAP-IN TYPE				DIMENSIONS (IN INCHES)		
3/8"(1/2" ko)	15803NB	25/250	2.5/25	0.13	0.65	1.496

**APPLICATION:** INDOORS ONLY - In a dry location, use to connect two pieces of flexible metallic conduit, AC, MC or NM sheathed cable, to a steel outlet box or other metal enclosure when using only one knockout opening. **MATERIAL:** Zinc Die Cast. **MISC:** 3/8" size fits 1/2" knockout. **SUITABLE FOR:** #14-2 thru #12-3 wire with ground NM sheathed cable, #14-2 wire steel armored cable, #14-2 wire with ground thru #10-4 with ground alum. armored cable, 3/8" FMC, alum. smooth sheath metal clad cable 0.410-0.500" dia., alum. interlocked metal clad cable 0.460-0.538" dia., steel interlocked metal clad cable 0.438-0.560" dia. **FEATURES:** New Snap-In design allows for quick and easy installation. No locknut required. Meets UL ground fault requirements. **CERTIFICATIONS:** TO UL AND CSA REQUIREMENTS.



TRADE SIZE	HALEX PART #	CTN/CASE QTY	CTN/CASE WT (LBS)	DIMENSIONS (IN INCHES)		
				A (MIN)	A (MAX)	B

## Saddle Connectors Zinc Die Cast

3/8"(1/2" ko)	06703B	50/500	4/40	0.12	0.63	0.939
---------------	--------	--------	------	------	------	-------

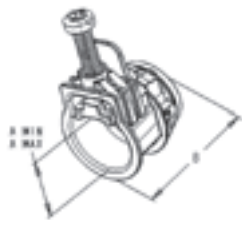
INSULATED THROAT				DIMENSIONS (IN INCHES)		
3/8"(1/2" ko)	86703B	50/500	4/40	0.134	0.681	1.017

**APPLICATION:** INDOORS ONLY - In a dry location, use to connect flexible metallic conduit, AC, MC and NM sheathed cable to a steel outlet box or other metal enclosure. **MATERIAL:** Zinc Die Cast. **MISC:** 3/8" size fits 1/2" knockout. **SUITABLE FOR:** #14-2 to the largest size fittable NM sheathed cable, #14-2 with ground steel and aluminum armored cable - .470" dia., 3/8" steel flexible metal conduit, alum. cont. corrugated metal clad cable 0.510-0.620" dia., alum. smooth sheath metal clad cable 0.410-0.500" dia., alum. interlocked metal clad cable 0.462-0.548" dia., steel interlocked metal clad cable 0.442-0.552" dia. **CERTIFICATIONS:** TO UL AND CSA REQUIREMENTS.



TRADE SIZE	HALEX PART #	CTN/CASE QTY	CTN/CASE WT (LBS)	DIMENSIONS (IN INCHES)		
				A (MIN)	A (MAX)	B

### Saddle Connectors Zinc Die Cast



<b>SNAP-IN TYPE</b>						
3/8"(1/2" ko)	<b>06703NB</b>	50/500	3/30	0.12	0.63	0.939

**APPLICATION:** INDOORS ONLY - In a dry location, use to connect flexible metallic conduit, AC, MC and NM sheathed cable to a steel outlet box or other metal enclosure. **MATERIAL:** Zinc Die Cast. **MISC:** 3/8" size fits 1/2" knockout. **SUITABLE FOR:** #14-2 to the largest size fittable NM sheathed cable, #14-2 with ground steel and aluminum armored cable - .470" dia., 3/8" steel flexible metal conduit, alum. cont. corrugated metal clad cable 0.510-0.620" dia., alum. smooth sheath metal clad cable 0.410-0.500" dia., alum. interlocked metal clad cable 0.462-0.548" dia., steel interlocked metal clad cable 0.442-0.552" dia. **FEATURES:** New Snap-In design allows for quick and easy installation. No locknut required. Meets UL ground fault requirements. **CERTIFICATIONS:** TO UL AND CSA REQUIREMENTS.



TRADE SIZE	HALEX PART #	CTN/CASE QTY	CTN/CASE WT (LBS)	DIMENSIONS (IN INCHES)		
				A	B	C

### AC (BX) Connectors Zinc Die Cast



3/8"(1/2" ko)	<b>05803B</b>	100/1000	5/50	0.38	0.63	0.781
---------------	---------------	----------	------	------	------	-------

**APPLICATION:** INDOORS ONLY - In a dry location, use to connect AC (BX) cable to a steel outlet box or other metal enclosure. **MATERIAL:** Zinc Die Cast. **MISC:** 3/8" size fits 1/2" knockout. **SUITABLE FOR:** #14-2 steel armored cable. **CERTIFICATIONS:** TO UL AND CSA REQUIREMENTS.



TRADE SIZE	HALEX PART #	CTN/CASE QTY	CTN/CASE WT (LBS)	DIMENSIONS (IN INCHES)		
				A (MIN)	A (MAX)	B

### AC (BX) Connectors Zinc Die Cast



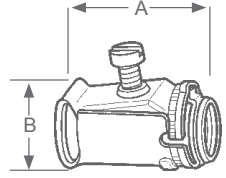
<b>SNAP-IN TYPE</b>						
3/8"(1/2" ko)	<b>05803NB</b>	100/1000	3.8/38	0.38	0.63	0.781

**APPLICATION:** INDOORS ONLY - In a dry location, use to connect AC (BX) cable to a steel outlet box or other metal enclosure. **MATERIAL:** Zinc Die Cast. **MISC:** 3/8" size fits 1/2" knockout. **SUITABLE FOR:** #14-2 steel armored cable. **FEATURES:** New Snap-In design allows for quick and easy installation. No locknut required. Meets UL ground fault requirements. **CERTIFICATIONS:** TO UL AND CSA REQUIREMENTS.



TRADE SIZE	HALEX PART #	CTN/CASE QTY	CTN/CASE WT (LBS)	DIMENSIONS (IN INCHES)	
				A	B

### MC "Snap-In" Connectors Steel



<b>SNAP-IN TYPE</b>					
3/8"(1/2" ko)	<b>65705B</b>	50/500	4.3/43	1.45	0.94

**APPLICATION:** INDOORS - In a dry location, use to connect aluminum or steel AC and MC cables. **MATERIAL:** Steel, Zinc Electro-Plate. **MISC:** 3/8" size fits 1/2" knockout. **SUITABLE FOR:** Aluminum and steel armored cable with #14-2-#10-3 wire; steel MC cable with #14-2-#10-3 wire; aluminum MC cable with #10-3 wire. **FEATURES:** Snap-In installation, no locknut, insulating bushing included. **CERTIFICATIONS:** TO UL AND CSA REQUIREMENTS.



TRADE SIZE	HALEX PART #	CTN/CASE QTY	CTN/CASE WT (LBS)	DIMENSIONS (IN INCHES)	
				A	B

### MC "Snap-In" Duplex Connectors Steel

<b>SNAP-IN TYPE</b>					
3/8"(1/2" ko)	<b>65805B</b>	25/250			

**APPLICATION:** INDOORS - In a dry location, use to connect aluminum or steel AC and MC cables. **MATERIAL:** Steel, Zinc Electro-Plate. **MISC:** 3/8" size fits 1/2" knockout. **SUITABLE FOR:** Aluminum and steel armored cable with #14-2-#12-4 wire; steel MC cable with #14-2-#10-2 wire; aluminum MC cable with #14-2-#12-4 wire. **FEATURES:** Snap-In installation, no locknut, insulating bushing included. **CERTIFICATIONS:** TO UL AND CSA REQUIREMENTS.



NEW



# MC & AC CABLE & FLEXIBLE METALLIC CONDUIT FITTINGS

FLEX



TRADE SIZE	HALEX PART #	CTN/CASE QTY	CTN/CASE WT (LBS)
------------	--------------	--------------	-------------------

DIMENSIONS (IN INCHES)	
A	B

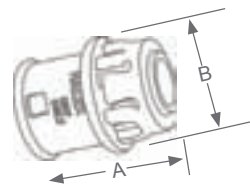
## SNAP-RITE® MC, AC, FLEX Connectors

Zinc Die Cast

3/8" (1/2" ko)	85403NB	50/500	2.6/26
----------------	---------	--------	--------

1.202	0.880
-------	-------

**APPLICATION:** INDOORS ONLY - In a dry location, use to connect MC and AC aluminum and steel cable to metal outlet boxes, electrical enclosures and other metal enclosures. **MATERIAL:** Zinc Die Cast. **MISC:** 3/8" size fits 1/2" knockout. **SUITABLE FOR:** 85403N for one cable of these characteristics: AC Cable:  $c_{UL_{US}}$  listed for aluminum and steel AC cable .405" to .615" diameter. This is normally 14-2, 14-3, 14-4; 12-2, 12-3, 12-4; 10-2 and some 10-3. MC Cable:  $UL_{US}$  listed for aluminum and steel MC cable .405" to .615" diameter. This is normally 14-2, 14-3, 14-4; 12-2, 12-3, 12-4; 10-2, 10-3 and some 10-4. MCI-A Cable:  $c_{UL_{US}}$  listed for aluminum MCI-A cable .400" to .500" diameter. This is normally 14-2, 14-3, 14-4; 12-2, 12-3, 12-4; 10-2 and 10-3. For all of the above sizes, Hospital Grade HCF (Health Care Facilities), Home Run, Super Neutral, Fire Alarm and Isolated Ground cables are approved as well. **FEATURES:** Snap-In installation, no locknut, insulating bushing included. **CERTIFICATIONS:** TO UL AND CSA REQUIREMENTS.



TRADE SIZE	HALEX PART #	CTN/CASE QTY	CTN/CASE WT (LBS)
------------	--------------	--------------	-------------------

DIMENSIONS (IN INCHES)	
A	B

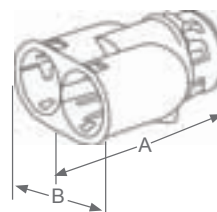
## SNAP-RITE® Duplex MC, AC, FLEX Connectors

Zinc Die Cast

3/8" (1/2" ko)	95403NB	25/100	2.6/10.4
----------------	---------	--------	----------

1.816	1.56
-------	------

**APPLICATION:** INDOORS ONLY - In a dry location, use to connect MC and AC aluminum and steel cable to metal outlet boxes, electrical enclosures and other metal enclosures. **MATERIAL:** Zinc Die Cast. **MISC:** 3/8" size fits 1/2" knockout. **SUITABLE FOR:** 95403N for one or two cables of these characteristics: AC Cable:  $c_{UL_{US}}$  listed for aluminum and steel AC cable .405" to .615" diameter. This is normally 14-2, 14-3, 14-4; 12-2, 12-3, 12-4; 10-2 and some 10-3. MC Cable:  $UL_{US}$  listed for aluminum and steel MC cable .405" to .615" diameter. This is normally 14-2, 14-3, 14-4; 12-2, 12-3, 12-4; 10-2, 10-3 and some 10-4. MCI-A Cable:  $c_{UL_{US}}$  listed for aluminum MCI-A cable .400" to .500" diameter. This is normally 14-2, 14-3, 14-4; 12-2, 12-3, 12-4; 10-2 and 10-3. For all of the above sizes, Hospital Grade HCF (Health Care Facilities), Home Run, Super Neutral, Fire Alarm and Isolated Ground cables are approved as well. **FEATURES:** Snap-In installation, no locknut, insulating bushing included. **CERTIFICATIONS:** TO UL AND CSA REQUIREMENTS.

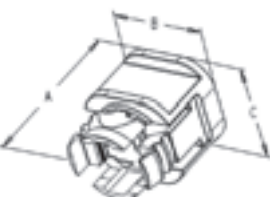




TRADE SIZE	HALEX PART #	CTN/CASE QTY	CTN/CASE WT (LBS)	DIMENSIONS (IN INCHES)	
				A	B
<b>HIT LOCK® Non-Metallic Cable Connectors</b> <span style="float: right;"><b>Nylon</b></span>					
<i>FITS NM CABLE: #14/2, #14/3, #12/2, #12/3, #10/2, #10/3</i>					
3/8" (1/2 ko)	<b>75105B</b>	100/1000	.5/5	0.98	0.49
<i>FITS NM CABLE: #14/3, #12/3, #10/3, #8/3, #6/3</i>					
3/4"	<b>75107B</b>	50/500	0.4/4	1.25	0.58



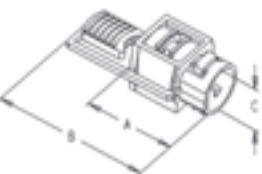
**APPLICATION:** INDOORS ONLY - In a dry location, use to connect non-metallic sheathed cable to a steel outlet box or other metal enclosure. **MATERIAL:** Nylon. **TYPE:** Snap-In Style - No screws or locknuts required. **MISC:** 3/8" size fits 1/2" knockout. **FEATURES:** Design allows for quick and easy two-step installation. Push into box and insert cable. **CERTIFICATIONS:** TO UL AND CSA REQUIREMENTS.



TRADE SIZE	HALEX PART #	CTN/CASE QTY	CTN/CASE WT (LBS)	DIMENSIONS (IN INCHES)		
				A	B	C
<b>Duplex HIT LOCK® Non-Metallic Cable Connectors</b> <span style="float: right;"><b>Nylon</b></span>						
<i>FITS NM CABLE: 2 CABLES #14/2 OR #12/2; 1 CABLE #14/2 AND 1 CABLE #12/2; 1 CABLE #14/2 AND 1 CABLE #10/2; 1 CABLE #12/2 AND 1 CABLE #10/2</i>						
3/8" (1/2 ko)	<b>75803B</b>	25/250	0.4/4	1.23	1.06	0.99



**APPLICATION:** INDOORS ONLY - In a dry location, use to connect two non-metallic sheathed cables to a steel outlet box or other metal enclosure. **MATERIAL:** Nylon. **TYPE:** Snap-In Style - No screws or locknuts required. **MISC:** 3/8" size fits 1/2" knockout. **FEATURES:** Design allows for quick and easy two-step installation. Push into box and insert cable. **CERTIFICATIONS:** TO UL AND CSA REQUIREMENTS.



TRADE SIZE	HALEX PART #	CTN/CASE QTY	CTN/CASE WT (LBS)	DIMENSIONS (IN INCHES)		
				A	B	C
<b>Plastic Non-Metallic Cable Connectors</b> <span style="float: right;"><b>Polypropylene</b></span>						
<i>FITS 1 NM CABLE: #14/2-#10-3; 2 NM CABLES: #14/2, #14/3, #12/2</i>						
1/2"	<b>75101B</b>	50/500	1.1/11	1.34	2.42	0.84
<i>FITS 1 NM CABLE: #6/3-#8/3; 2 NM CABLES: #12/3-#8/2</i>						
3/4"	<b>75102B</b>	25/250	0.9/9	1.52	2.60	1.05



**APPLICATION:** INDOORS ONLY - In a dry location, use to connect non-metallic sheathed cable to a steel outlet box or other metal enclosure. **MATERIAL:** Polypropylene. **CERTIFICATIONS:** TO UL AND CSA REQUIREMENTS.





# NON-METALLIC SHEATHED CABLE FITTINGS

NON-METALLIC

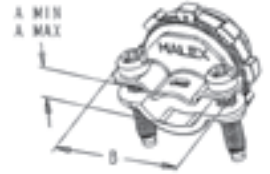
TRADE SIZE	HALEX PART #	CTN/CASE QTY	CTN/CASE WT (LBS)	DIMENSIONS (IN INCHES)		
				A (MIN)	A (MAX)	B

## Clamp Connectors Zinc Die Cast



**FITS NM CABLE: #14/2, #12/2, #12/3, AWG OR 2 #14/2 AWG OR FLEX CORD .300 TO .560 INCHES DIA.**

3/8" (1/2 ko)	05103B	100/1000	5/50	0.18	0.64	1.18
<b>FITS NM CABLE: 12/3-8/3 AWG OR FLEX CORD .460 TO .720 INCHES DIA.</b>						
3/4"	05107B	50/500	5/50	0.30	0.83	1.60
<b>FITS NM CABLE: #14/2 TO #6/3 AWG OR 3#10/3 AWG OR FLEX CORD .450 TO .730 INCHES DIA.</b>						
1"	05110B	25/250	3.8/38	0.33	1.04	1.94
<b>FITS NM CABLE: #6/3 TO #2/3 AWG OR FLEX CORD .800 TO 1.350 INCHES DIA. OR SE CABLE 3 CONDUCTOR OR 3#1/0 MIN; 3 CONDUCTOR OR 3#2/0 MAX.</b>						
1 1/4"	05112B	10/100	2.4/24	0.36	1.06	2.20
<b>FITS NM CABLE: FLEX CORDS, MULTI FLEX CORDS; FITTING RANGE .835-1.520 INCHES DIA. SE CABLES 2 CONDUCTOR 4/0</b>						
1 1/2"	05115B	5/50	1.7/17	0.63	1.60	2.95
<b>FITS NM CABLE: FLEX CORDS, MULTI FLEX CORDS; FITTING RANGE 1.085-1.520 INCHES DIA.</b>						
2"	05120B	10/40	4.5/18	0.86	2.06	2.95



**APPLICATION:** INDOORS ONLY - In a dry location, use to connect non-metallic sheathed cable to a steel outlet box or other metal enclosure. **MATERIAL:** Zinc Die Cast. **TYPE:** Twin Screw. **MISC:** 3/8" size fits 1/2" knockout. **CERTIFICATIONS:** TO UL AND CSA REQUIREMENTS.

TRADE SIZE	HALEX PART #	CTN/CASE QTY	CTN/CASE WT (LBS)	DIMENSIONS (IN INCHES)		
				A (MIN)	A (MAX)	B

## Clamp Connectors Zinc Die Cast



**SNAP-IN TYPE**

**FITS NM CABLE: #14/2, #12/2, #12/3, AWG OR 2 #14/2 AWG OR FLEX CORD .300 TO .560 INCHES DIA.**

3/8" (1/2 ko)	05103NB	100/1000	3.7/37	0.18	0.64	1.18
<b>FITS NM CABLE: 12/3-8/3 AWG OR FLEX CORD .460 TO .720 INCHES DIA.</b>						
3/4"	05107NB	50/500	5/50	0.30	0.83	1.60



**APPLICATION:** INDOORS ONLY - In a dry location, use to connect non-metallic sheathed cable to a steel outlet box or other metal enclosure. **MATERIAL:** Zinc Die Cast. **TYPE:** Twin Screw. **MISC:** 3/8" size fits 1/2" knockout. **FEATURES:** New Snap-In design allows for quick and easy installation. No locknut required. **CERTIFICATIONS:** TO UL AND CSA REQUIREMENTS.

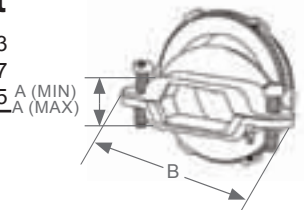
TRADE SIZE	HALEX PART #	CTN/CASE QTY	CTN/CASE WT (LBS)	DIMENSIONS (IN INCHES)		
				A (MIN)	A (MAX)	B (MIN)

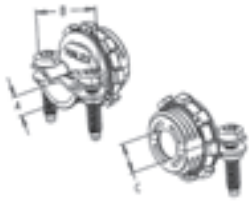
## Clamp Connectors Zinc Die Cast



1 1/4"	05312B	10/100	2.4/24	1.004	0.324	2.243
1 1/2"	05315B	5/50	1.7/17	1.094	0.384	2.847
2"	05320B	10/40	4.8/19.2	1.442	0.680	3.485

**APPLICATION:** INDOORS ONLY. In a dry location, use to connect oval service cable to steel outlet box or other metal enclosure. **MATERIAL:** Zinc Die Cast. **FEATURES:** Twin Screws. **CERTIFICATION:** TO UL AND CSA REQUIREMENTS.





TRADE SIZE	HALEX PART #	CTN/CASE QTY	CTN/CASE WT (LBS)	DIMENSIONS (IN INCHES)			
				A (MIN)	A (MAX)	B	C
3/8" (1/2 ko)	<b>05703B</b>	100/1000	6/60	0.18	0.64	1.18	0.34

**APPLICATION:** INDOORS - In a dry location, use to connect flexible metallic conduit, AC, MC or NM cable to steel outlet box or other enclosure. **MATERIAL:** Zinc Die Cast. **MISC:** 3/8" size fits 1/2" knockout. **SUITABLE FOR:** #14/2 thru 12/3 with ground NM sheathed cable, #14-2 wire steel armored cable, 3/8" steel flexible metal conduit, alum. cont. corrugated metal clad cable 0.365-0.519" dia., alum. smooth sheath metal clad cable 0.345-0.525" dia., alum. interlocked metal clad cable 0.455-0.575" dia., rect. alum. cont. corrugated metal clad cable 0.277" x 0.375", steel interlocked metal clad cable 0.435-0.547" dia. **CERTIFICATIONS:** TO UL AND CSA REQUIREMENTS.



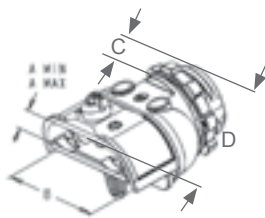
TRADE SIZE	HALEX PART #	CTN/CASE QTY	CTN/CASE WT (LBS)	DIMENSIONS (IN INCHES)			
				A (MIN)	A (MAX)	B	C
3/8" (1/2 ko)	<b>05703NB</b>	100/1000	4.2/42	0.18	0.64	1.18	0.34

**SNAP-IN TYPE**  
**APPLICATION:** INDOORS - In a dry location, use to connect flexible metallic conduit, AC, MC and NM cable to steel outlet box or other enclosure. **MATERIAL:** Zinc Die Cast. **MISC:** 3/8" size fits 1/2" knockout. **SUITABLE FOR:** #14/2 thru 12/3 with ground NM sheathed cable, #14-2 wire steel armored cable, 3/8" steel flexible metal conduit, alum. cont. corrugated metal clad cable 0.365-0.519" dia., alum. smooth sheath metal clad cable 0.345-0.525" dia., alum. interlocked metal clad cable 0.455-0.575" dia., rect. alum. cont. corrugated metal clad cable 0.277" x 0.375", steel interlocked metal clad cable 0.435-0.547" dia. **FEATURES:** New Snap-In design allows for quick and easy installation. Meets UL ground fault requirements. No locknut required. **CERTIFICATIONS:** TO UL AND CSA REQUIREMENTS.



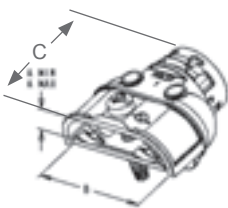
TRADE SIZE	HALEX PART #	CTN/CASE QTY	CTN/CASE WT (LBS)	DIMENSIONS (IN INCHES)				
				A (MIN)	A (MAX)	B	C	D
3/8" (1/2 ko)	<b>15803B</b>	25/250	3.3/32.5	0.13	0.65	1.496	0.42	1.50

**APPLICATION:** INDOORS ONLY - In a dry location, use to connect two pieces of flexible metallic conduit, AC, MC or NM sheathed cable, to a steel outlet box or other metal enclosure when using only one knockout opening. **MATERIAL:** Zinc Die Cast. **MISC:** 3/8" size fits 1/2" knockout. **SUITABLE FOR:** #14-2 thru #12-3 wire with ground NM sheathed cable, #14-2 wire steel armored cable, #14-2 wire with ground thru #10-4 with ground alum. armored cable, 3/8" FMC, alum. smooth sheath metal clad cable 0.410-0.500" dia., alum. interlocked metal clad cable 0.460-0.538" dia., steel interlocked metal clad cable 0.438-0.560" dia. **CERTIFICATIONS:** TO UL AND CSA REQUIREMENTS.



TRADE SIZE	HALEX PART #	CTN/CASE QTY	CTN/CASE WT (LBS)	DIMENSIONS (IN INCHES)			
				A (MIN)	A (MAX)	B	C
3/8" (1/2 ko)	<b>15803NB</b>	25/250	2.5/25	0.13	0.65	1.496	1.52

**SNAP-IN TYPE**  
**APPLICATION:** INDOORS ONLY - In a dry location, use to connect two pieces of flexible metallic conduit, AC, MC or NM sheathed cable, to a steel outlet box or other metal enclosure when using only one knockout opening. **MATERIAL:** Zinc Die Cast. **MISC:** 3/8" size fits 1/2" knockout. **SUITABLE FOR:** #14-2 thru #12-3 wire with ground NM sheathed cable, #14-2 wire steel armored cable, #14-2 wire with ground thru #10-4 with ground alum. armored cable, 3/8" FMC, alum. smooth sheath metal clad cable 0.410-0.500" dia., alum. interlocked metal clad cable 0.460-0.538" dia., steel interlocked metal clad cable 0.438-0.560" dia. **FEATURES:** New Snap-In design allows for quick and easy installation. No locknut required. Meets UL ground fault requirements. **CERTIFICATIONS:** TO UL AND CSA REQUIREMENTS.





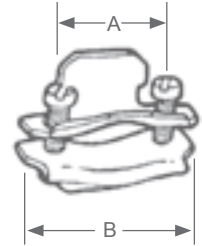
# NON-METALLIC SHEATHED CABLE FITTINGS

NON-METALLIC



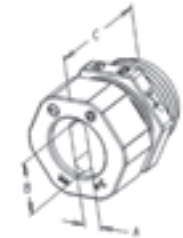
TRADE SIZE	HALEX PART #	CTN/CASE QTY	CTN/CASE WT (LBS)	NM CABLE WIRE RANGE	DIMENSIONS (IN INCHES) A B	
<b>Two-Piece Clamp Connectors</b> <span style="float: right;"><b>Steel</b></span>						
3/8" (1/2 ko)	<b>65103B</b>	100/1000	5/50	0.160-0.560	0.95	1.31
3/4" - 1"	<b>65110B</b>	50/500	3.5/35	0.200-.0850	1.25	1.75
1 1/4"	<b>65112B</b>	25/250	3.3/33.9	0.250-1.000	1.62	2.13
1 1/2"	<b>65115B</b>	25/250	4/40.4	0.312-1.200	1.97	2.50

**APPLICATION:** INDOORS ONLY - In a dry location, use to secure #14 - #10 non-metallic sheathed cable to a steel outlet box or other metal enclosure. No locknut is required. **MATERIAL:** Steel Zinc-Plate. **MISC:** 3/8" size fits 1/2" knockout. **TYPE:** Butterfly Style - does not require a locknut.



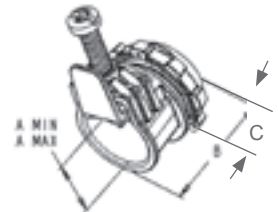
TRADE SIZE	HALEX PART #	CTN/CASE QTY	CTN/CASE WT (LBS)	DIMENSIONS (IN INCHES) A A B B C (MIN)(MAX)(MIN)(MAX)				
<b>Water-Tight UF Connectors</b> <span style="float: right;"><b>Zinc Die Cast</b></span>								
<i>FITS UF CABLE ONLY: #14/2, #12/2</i>								
1/2"	<b>06605B</b>	25/250	4.3/42.5	0.10	0.22	0.48	0.44	1.20
<i>FITS UF CABLE ONLY: #14/3-#12/3</i>								
3/4"	<b>06607B</b>	25/250	6.5/65	0.18	0.22	0.80	0.66	1.27

**APPLICATION:** INDOORS OR OUTDOORS. Use to secure #14 - #12 UF cable to a waterproof box with threaded hub. **MATERIAL:** Zinc Die Cast. **CERTIFICATIONS:** TO UL AND CSA REQUIREMENTS.



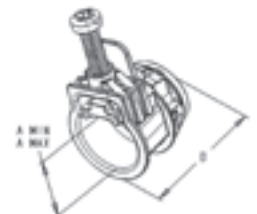
TRADE SIZE	HALEX PART #	CTN/CASE QTY	CTN/CASE WT (LBS)	DIMENSIONS (IN INCHES) A A B C (MIN) (MAX)				
<b>Saddle Connectors</b> <span style="float: right;"><b>Zinc Die Cast</b></span>								
3/8" (1/2 ko)	<b>06703B</b>	50/500	3/30	UPC ON CARTON	0.13	0.67	0.94	0.42
<b>INSULATED THROAT</b>								
3/8" (1/2 ko)	<b>86703B</b>	50/500	4/40		0.13	0.67	1.00	0.42

**APPLICATION:** INDOORS ONLY - In a dry location, use to connect flexible metallic conduit, AC, MC and NM sheathed cable to a steel outlet box or other metal enclosure. **MATERIAL:** Zinc Die Cast. **MISC:** 3/8" size fits 1/2" knockout. **SUITABLE FOR:** #14-2 to the largest size fittable NM sheathed cable, #14-2 with ground steel and aluminum armored cable -.470" dia., 3/8" steel flexible metal conduit, alum. cont. corrugated metal clad cable 0.510-0.620" dia., alum. smooth sheath metal clad cable 0.410-0.500" dia., alum. interlocked metal clad cable 0.462-0.548" dia., steel interlocked metal clad cable 0.442-0.552" dia. **CERTIFICATIONS:** TO UL AND CSA REQUIREMENTS.



TRADE SIZE	HALEX PART #	CTN/CASE QTY	CTN/CASE WT (LBS)	DIMENSIONS (IN INCHES) A A B (MIN) (MAX)		
<b>Saddle Connectors</b> <span style="float: right;"><b>Zinc Die Cast</b></span>						
<b>SNAP-IN TYPE</b>						
3/8" (1/2 ko)	<b>06703NB</b>	50/500	3/30	0.13	0.67	0.91

**APPLICATION:** INDOORS ONLY - In a dry location, use to connect flexible metallic conduit, AC, MC and NM sheathed cable to a steel outlet box or other metal enclosure. **MATERIAL:** Zinc Die Cast. **MISC:** 3/8" size fits 1/2" knockout. **SUITABLE FOR:** #14-2 to the largest size fittable NM sheathed cable, #14-2 with ground steel and aluminum armored cable -.470" dia., 3/8" steel flexible metal conduit, alum. cont. corrugated metal clad cable 0.510-0.620" dia., alum. smooth sheath metal clad cable 0.410-0.500" dia., alum. interlocked metal clad cable 0.462-0.548" dia., steel interlocked metal clad cable 0.442-0.552" dia. **FEATURES:** New Snap-In design allows for quick and easy installation. No locknut required. Meets UL ground fault requirements. **CERTIFICATIONS:** TO UL AND CSA REQUIREMENTS.



TRADE SIZE	HALEX PART #	CTN/CASE QTY	CTN/CASE WT (LBS)
------------	--------------	--------------	-------------------

DIMENSIONS (IN INCHES)		
A	A	B
(MIN)	(MAX)	

## EMT-To-Non-Metallic Combination Couplings

**Zinc Die Cast**

1/2"-NM	15303B	50/500	4/40	0.17	0.63	1.35
---------	--------	--------	------	------	------	------

**APPLICATION:** INDOORS ONLY - Use to join EMT conduit to non-metallic sheathed cable. #14/2, #12/3, or 2 #14/2. **MATERIAL:** Zinc Die Cast. **TYPE:** Set-Screw Type. **CERTIFICATIONS:** TO UL AND CSA REQUIREMENTS.



TRADE SIZE	HALEX PART #	CTN/CASE QTY	CTN/CASE WT (LBS)
------------	--------------	--------------	-------------------

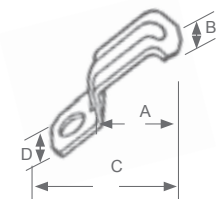
DIMENSIONS (IN INCHES)			
A	B	C	D

## One-Hole Straps

**Steel**

#12/2-#14/2	62171B	100/1000	1/10	0.585	0.300	1.322	0.500
-------------	--------	----------	------	-------	-------	-------	-------

**APPLICATION:** INDOORS ONLY - Use to secure non-metallic sheathed #12/2-#14/2 cable to a wood, masonry or similar surface.



**NON-METALLIC**



# LIQUID-TIGHT CONDUIT FITTINGS

LIQUID



TRADE SIZE	HALEX PART #	CTN/CASE QTY	CTN/CASE WT (LBS)	DIMENSIONS (IN INCHES)		
				A	B	C
<b>Liquid-Tight Connectors</b>				<b>Zinc Die Cast</b>		
<i>ONE-PIECE</i>						
1/2"	06305B	25/100	3.5/14	1.661	0.521	1.543
3/4"	06307B	10/100	2.1/21	1.721	0.521	1.790
<i>WITH INSULATED THROAT</i>						
1/2"	86305B	25/100	3.5/14	1.741	0.591	1.543
3/4"	86307B	10/100	2.1/21	1.801	0.600	1.790



**APPLICATION:** INDOORS OR OUTDOORS. Use to connect flexible metallic or type B non-metallic liquid-tight conduit to a steel outlet box or other metal enclosure or hub. **MATERIAL:** Zinc Die Cast. **FEATURES:** New one-piece design allows for quick and easy installation. Push in and twist conduit counter-clockwise until seated. Tighten screw to 35 in-lbs. and install into enclosure. It's that easy! **CERTIFICATIONS:** TO UL AND CSA REQUIREMENTS.



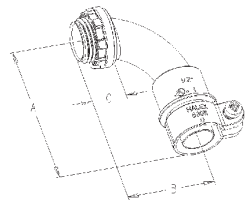
TRADE SIZE	HALEX PART #	CTN/CASE QTY	CTN/CASE WT (LBS)	DIMENSIONS (IN INCHES)		
				A	B	C
<b>Liquid-Tight Connectors</b>				<b>Zinc Die Cast</b>		
<i>MULTI-PIECE</i>						
3/8"(1/2 ko)	16203B	25/100	5/20	1.32	0.50	1.18
1/2"	16205B	25/100	4.3/17	1.40	0.50	1.29
3/4"	16207B	10/100	2.5/25	1.45	0.50	1.57
1"	16210B	10/100	4.4/44	2.06	0.58	1.81
1 1/4"	16212B	4/40	2.7/26.8	2.06	0.61	2.18
1 1/2"	16215B	2/20	1.8/18.4	2.09	0.63	2.51
2"	16220B	2/20	2.8/28	2.15	0.63	3.03
<i>WITH INSULATED THROAT</i>						
3/8"(1/2 ko)	96203B	25/100	5/20	1.37	0.50	1.18
1/2"	96205B	25/100	4.3/17	1.45	0.50	1.29
3/4"	96207B	10/100	2.5/25	1.50	0.50	1.57
1"	96210B	10/100	4.4/44	2.11	0.63	1.81
1 1/4"	96212B	4/40	2.7/26.8	2.11	0.66	1.81
1 1/2"	96215B	2/20	1.8/18.4	2.11	0.68	2.18
2"	96220B	2/20	2.8/28	2.14	0.68	2.51
2 1/2"	96225B	1	2.7	2.20	0.68	3.03
3"	96230B	1	3.06	4.05	1.01	4.34
3 1/2"	96235B	1	3.80	4.30	1.05	4.78
4"	96240B	1	4.31	4.75	1.05	5.19



**APPLICATION:** INDOORS OR OUTDOORS. Use to connect flexible metallic or type B non-metallic liquid-tight conduit to a steel outlet box or other metal enclosure or hub. **MATERIAL:** Zinc Die Cast. **MISC:** 3/8" size fits 1/2" knockout. **CERTIFICATIONS:** TO UL AND CSA REQUIREMENTS.



TRADE SIZE	HALEX PART #	CTN/CASE QTY	CTN/CASE WT (LBS)	DIMENSIONS (IN INCHES)		
				A	B	C
<b>90° Liquid-Tight Connectors</b>				<b>Zinc Die Cast</b>		
<i>ONE-PIECE</i>						
1/2"	06805B	25/100	4.6/18.4	2.47	1.520	0.521
3/4"	06807B	10/100	2.8/28	2.761	1.695	0.521



**APPLICATION:** INDOORS OR OUTDOORS. Use to connect flexible metallic or type B non-metallic liquid-tight conduit to a steel outlet box or other metal enclosure or hub. **MATERIAL:** Zinc Die Cast. **FEATURES:** New one-piece design allows for quick and easy installation. Push in and twist conduit counter-clockwise until seated. Tighten screw to 35 in-lbs. and install into enclosure. It's that easy! **CERTIFICATIONS:** TO UL AND CSA REQUIREMENTS.



TRADE SIZE	HALEX PART #	CTN/CASE QTY	CTN/CASE WT (LBS)	DIMENSIONS (IN INCHES)		
				A	B	C

## 90° Liquid-Tight Connectors

## Zinc Die Cast

### MULTI-PIECE

3/8" (1/2" ko)	<b>16903B</b>	25/100	7.5/30	1.45	0.50	1.66
1/2"	<b>16905B</b>	25/100	6.8/27	1.45	0.50	1.77
3/4"	<b>16907B</b>	10/100	3.9/39	1.60	0.50	1.95
1"	<b>16910B</b>	5/50	3.3/33	3.46	0.58	3.86
1 1/4"	<b>16914B</b>	4/40	4.2/42	3.37	0.67	3.99
1 1/2"	<b>16915B</b>	2/20	2.6/25.8	4.28	0.61	5.04
2"	<b>16920B</b>	2/20	3.9/39.2	4.21	0.71	5.06

### WITH INSULATED THROAT

3/8" (1/2" ko)	<b>96903B</b>	25/100	7.5/30	1.50	0.55	1.66
1/2"	<b>96905B</b>	25/100	6.8/27	1.50	0.55	1.77
3/4"	<b>96907B</b>	10/100	3.9/39	1.65	0.55	1.95
1"	<b>96910B</b>	5/50	3.3/33	3.51	0.63	3.86
1 1/4"	<b>96912B</b>	4/40	4.2/42	3.47	0.72	3.99
1 1/2"	<b>96915B</b>	2/20	2.6/25.8	4.33	0.66	5.04
2"	<b>96920B</b>	2/20	3.9/39.2	4.26	0.76	5.06
2 1/2"	<b>96925B</b>	1	3.48	4.26	0.76	5.06
3"	<b>96930B</b>	1	5.25	4.05	1.00	3.86
3 1/2"	<b>96935B</b>	1	6.25	4.30	1.03	4.13
4"	<b>96940B</b>	1	8.08	4.75	1.05	4.52

**APPLICATION:** INDOORS OR OUTDOORS. Use to connect flexible metallic or type B non-metallic liquid-tight conduit to a steel outlet box or other metal enclosure or hub. **MATERIAL:** Zinc Die Cast. **MISC:** 3/8" size fits 1/2" knockout. **CERTIFICATIONS:** TO UL AND CSA REQUIREMENTS.



TRADE SIZE	HALEX PART #	CTN/CASE QTY	CTN/CASE WT (LBS)	DIMENSIONS (IN INCHES)		
				A	B	C

## Liquid-Tight Connectors

## Steel/Malleable Iron

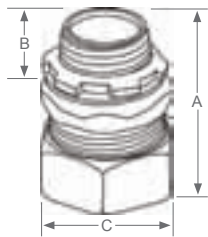
### STRAIGHT

3/8" (1/2 ko)	<b>66203B</b>	25/100	3.85/15.5	1.125	0.500	1.125
1/2"	<b>66205B</b>	25/100	4.4/17.7	1.250	0.500	1.250
3/4"	<b>66206B</b>	10/100	2.9/28.8	1.250	0.500	1.5625
1"	<b>66210B</b>	5/20	2.0/8.0	1.4375	0.625	1.822
1 1/4"	<b>66212B</b>	5/20	2.8/11.0	1.500	0.6875	2.250
1 1/2"	<b>66215B</b>	2/20	1.45/14.5	1.625	0.750	2.4375
2"	<b>66220B</b>	2/20	2.0/2.0	1.750	0.750	3.000

### INSULATED THROAT

3/8" (1/2 ko)	<b>86203B</b>	25/100	3.9/15.7	1.125	0.5625	1.125
1/2"	<b>86205B</b>	25/100	4.5/18.0	1.250	0.5625	1.250
3/4"	<b>86207B</b>	10/100	2.9/29	1.250	0.5625	1.5625
1"	<b>86210B</b>	5/20	2.0/8.0	1.4375	0.6875	1.8215
1 1/4"	<b>86212B</b>	5/20	2.8/11.2	1.500	0.750	2.250
1 1/2"	<b>86215B</b>	2/20	1.45/14.5	1.625	0.8215	2.4375
2"	<b>86220B</b>	2/20	2.0/2.0	1.750	0.8215	3.000
2 1/2"	<b>86225B</b>	1	2.488			
3"	<b>86230B</b>	1	3.780			
3 1/2"	<b>86235B</b>	1	5.072			
4"	<b>86240B</b>	1	6.364			

**APPLICATION:** INDOORS OR OUTDOORS. Use to connect flexible metallic liquid-tight conduit to a steel outlet box or other metal enclosure or hub. **MATERIAL:** Steel/Malleable Iron (1/2" - 1" Steel; 1 1/4" - 2" Malleable Iron). **MISC:** 3/8" size fits 1/2" knockout. **CERTIFICATIONS:** TO UL AND CSA REQUIREMENTS.





# LIQUID-TIGHT CONDUIT FITTINGS

LIQUID



TRADE SIZE	HALEX PART #	CTN/CASE QTY	CTN/CASE WT (LBS)	DIMENSIONS (IN INCHES)	
				B	C
<b>90° Liquid-Tight Connectors</b>					
<b>Malleable Iron</b>					
3/8" (1/2 ko)	66903B	10/100	2.6/26.0	0.500	1.125
1/2"	66905B	10/100	2.9/29.0	0.500	1.250
3/4"	66907B	10/40	4.5/18.0	0.500	1.5625
1"	66910B	5/20	3.8/15.2	0.625	1.8125
1 1/4"	66912B	5/20	4.8/19.2	0.6875	2.250
1 1/2"	66915B	2/20	2.5/25.0	0.750	2.4375
2"	66920B	2/20	3.6/36.0	0.750	2.4375
<b>INSULATED THROAT</b>					
3/8" (1/2 ko)	86903B	10/100	2.6/26.0	0.5625	1.125
1/2"	86905B	10/100	2.9/29.0	0.5625	1.250
3/4"	86907B	10/40	4.5/18.0	0.5625	1.5625
1"	86910B	5/20	3.8/15.2	0.6875	1.8125
1 1/4"	86912B	5/20	4.9/19.4	0.750	2.250
1 1/2"	86915B	2/20	2.5/25.0	0.8215	2.4375
2"	86920B	2/20	3.6/36.0	0.8215	3.000
2 1/2"	86925B	1	5.848		
3"	86930B	1	8.384		
3 1/2"	86935B	1	9.824		
4"	86940B	1	12.036		



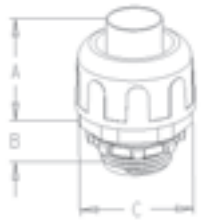
**APPLICATION:** INDOORS OR OUTDOORS. Use to connect flexible metallic liquid-tight conduit to a steel outlet box or other metal enclosure or hub. **MATERIAL:** Malleable Iron. **MISC:** 3/8" size fits 1/2" knockout. **CERTIFICATIONS:** TO UL AND CSA REQUIREMENTS.



TRADE SIZE	HALEX PART #	CTN/CASE QTY	CTN/CASE WT (LBS)	DIMENSIONS (IN INCHES)	
				B	C
<b>45° Liquid-Tight Connectors</b>					
<b>Malleable Iron</b>					
3/8" (1/2 ko)	66503B	10/100	2.7/27.0	0.500	1.125
1/2"	66505B	10/100	2.7/27.0	0.500	1.250
3/4"	66507B	10/40	4.0/16.0	0.500	1.5625
1"	66510B	5/20	3.2/12.8	0.625	1.8125
1 1/4"	66512B	5/20	4.4/17.6	0.6875	2.250
1 1/2"	66515B	2/20	2.2/22.0	0.750	2.4375
2"	66520B	2/20	3.6/36.0	0.750	3.000
<b>INSULATED THROAT</b>					
3/8" (1/2 ko)	86503B	10/100	2.7/27.0	0.5625	1.125
1/2"	86505B	10/100	2.7/27.0	0.5625	1.250
3/4"	86507B	10/40	4.0/16.0	0.5625	1.5625
1"	86510B	5/20	3.2/12.8	0.6875	1.8125
1 1/4"	86512B	5/20	4.4/17.6	0.750	2.250
1 1/2"	86515B	2/20	2.2/22.0	0.8215	2.4375
2"	86520B	2/20	3.6/36.0	0.8215	3.000
2 1/2"	86525B	1	4.684		
3"	86530B	1	6.988		
3 1/2"	86535B	1	8.148		
4"	86540B	1	9.962		



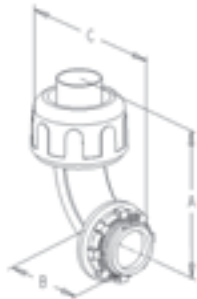
**APPLICATION:** INDOORS OR OUTDOORS. Use to connect flexible metallic liquid-tight conduit to a steel outlet box or other metal enclosure or hub. **MATERIAL:** Malleable Iron. **MISC:** 3/8" size fits 1/2" knockout. **CERTIFICATIONS:** TO UL AND CSA REQUIREMENTS.



TRADE SIZE	HALEX PART #	CTN/CASE QTY	CTN/CASE WT (LBS)	DIMENSIONS (IN INCHES)		
				A	B	C
<b>QUICK-SET® Liquid-Tight Connectors</b> <span style="float: right;"><b>Nylon</b></span>						
3/8" (1/2"ko)	<b>76203B</b>	25/250	1.5/15	1.18	0.55	1.42
1/2"	<b>76205B</b>	25/250	1.5/15	1.18	0.55	1.42
3/4"	<b>76207B</b>	10/100	0.7/7	1.20	0.64	1.69
1"	<b>76210B</b>	5/50	0.6/6	1.23	0.72	2.02
1 1/4"	<b>76212B</b>	5/25	1.082/5.41	2.44	0.76	2.40
1 1/2"	<b>76215B</b>	2/10	0.50/2.50	2.70	0.80	2.67
2"	<b>76220B</b>	2/10	0.86/4.33	2.99	0.85	3.28



**APPLICATION:** INDOORS OR OUTDOORS. Use to connect type B non-metallic liquid-tight conduit to a weatherproof outlet box, pool/spa equipment motor, central air conditioning unit or various other electrical enclosures or hubs. **MATERIAL:** Nylon. **FEATURES:** Fitting will not rust or corrode. **No disassembly required, just insert conduit, then hand-tighten nut.** Reusable. **MISC:** 3/8" size fits 1/2" knockout. **CERTIFICATIONS:** TO UL AND CSA REQUIREMENTS.



TRADE SIZE	HALEX PART #	CTN/CASE QTY	CTN/CASE WT (LBS)	DIMENSIONS (IN INCHES)		
				A	B	C
<b>QUICK-SET® 90° Liquid-Tight Connectors</b> <span style="float: right;"><b>Nylon</b></span>						
3/8" (1/2"ko)	<b>76903B</b>	25/250	1.8/17.5	2.84	0.50	2.03
1/2"	<b>76905B</b>	25/250	1.8/17.5	2.84	0.50	2.03
3/4"	<b>76907B</b>	10/100	1/10	3.25	0.50	2.33
1"	<b>76910B</b>	5/50	0.9/9	3.54	0.60	2.95
1 1/4"	<b>76912B</b>	5/25	0.9/9	4.75	0.76	5.20
1 1/2"	<b>76915B</b>	2/10	0.9/9	4.75	0.80	5.20
2"	<b>76920B</b>	2/10	0.9/9	5.42	0.86	5.80



**APPLICATION:** INDOORS OR OUTDOORS. Use to connect type B non-metallic liquid-tight conduit to a weatherproof outlet box, pool/spa equipment motor, central air conditioning unit or various other electrical enclosures or hubs. **MATERIAL:** Nylon. **FEATURES:** Fitting will not rust or corrode. **No disassembly required, just insert conduit, then hand-tighten nut.** Reusable. **MISC:** 3/8" size fits 1/2" knockout. **CERTIFICATIONS:** TO UL AND CSA REQUIREMENTS.

TRADE SIZE	HALEX PART #	CTN/CASE QTY	CTN/CASE WT (LBS)	DIMENSIONS (IN INCHES)		
				A	B	C
<b>Screw-In Couplings</b> <span style="float: right;"><b>PVC</b></span>						
1/2"	<b>74505B</b>	30	0.3			
3/4"	<b>74507B</b>	25	0.4			



**APPLICATION:** INDOORS OR OUTDOORS. Use to connect two lengths of type B non-metallic liquid-tight conduit. **MATERIAL:** PVC. **FEATURES:** Screw-in type. **CERTIFICATIONS:** TO UL AND CSA REQUIREMENTS.



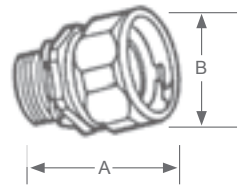


# RIGID & INTERMEDIATE METALLIC CONDUIT FITTINGS

RIGID



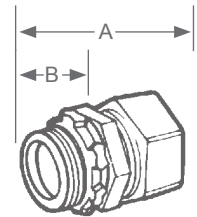
TRADE SIZE	HALEX PART #	CTN/CASE QTY	CTN/CASE WT (LBS)	DIMENSIONS (IN INCHES)	
				A	B
<b>Compression Connectors</b>					
<b>Steel</b>					
1/2"	63505B	25/100	3.2/13	1.43	1.17
3/4"	63507B	25/100	5/20	1.48	1.43
1"	63510	10	3.6	1.48	1.43
1 1/4"	63512	5	2	1.96	2.16
1 1/2"	63515	5	2.5	2.15	2.38
2"	63520	2	2	2.24	2.88
2 1/2"	62325B	12	21.4		
3"	62330B	12	26.4		
3 1/2"	62335B	6	15.4		
4"	62340B	6	17.9		
<b>INSULATED THROAT</b>					
2 1/2"	82325B	12	21.4		
3"	82330B	12	26.4		
3 1/2"	82335B	6	15.4		
4"	82340B	6	17.9		



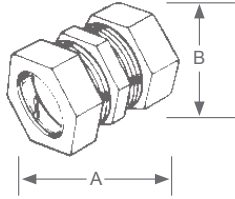
**APPLICATION:** INDOORS. Use to join threadless Rigid or IMC conduit to a steel outlet box or other metal enclosure. **MATERIAL:** Machined Steel, Zinc electro-plate. **FEATURES:** Concrete-Tight. **CERTIFICATIONS:** TO UL AND CSA REQUIREMENTS.



TRADE SIZE	HALEX PART #	CTN/CASE QTY	CTN/CASE WT (LBS)	DIMENSIONS (IN INCHES)	
				A	B
<b>Compression Connectors</b>					
<b>Zinc Die Cast</b>					
2 1/2"	02125B	12	12.5	2.62	1.00
3"	02130B	12	16.4	2.75	1.06
3 1/2"	02135B	10	17	2.83	1.14
4"	02140B	6	12	2.84	1.14
<b>WITH INSULATED THROAT</b>					
2 1/2"	82125B	12	12.5	2.67	1.00
3"	82130B	12	16.4	2.80	1.06
3 1/2"	82135B	10	17	2.88	1.14
4"	82140B	6	12	2.89	1.14

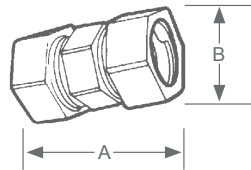


**APPLICATION:** INDOORS. Use to connect EMT, threadless Rigid or IMC conduit to a steel outlet box or other material enclosure. **MATERIAL:** Zinc Die Cast. **FEATURES:** Concrete-Tight. **CERTIFICATIONS:** TO UL AND CSA REQUIREMENTS.



TRADE SIZE	HALEX PART #	CTN/CASE QTY	CTN/CASE WT (LBS)	DIMENSIONS (IN INCHES)	
				A	B
<b>Compression Couplings</b>					
<b>Steel</b>					
1/2"	96361	10	1.6	1.76	1.17
3/4"	96362	8	2	1.93	1.43
1"	63610	10	4.8	2.19	1.77
1 1/4"	63612	5	2.8	2.51	2.16
1 1/2"	63615	5	4.5	2.77	2.38
2"	63620	2	2	2.78	2.88
2 1/2"	62425B	12	26		
3"	62430B	6	16.5		
3 1/2"	62435B	6	19.2		
4"	62440B	6	22.7		

**APPLICATION:** INDOORS. Use to join two lengths of threadless Rigid or IMC conduit.  
**MATERIAL:** Machined Steel, Zinc electro-plate. **FEATURES:** Concrete-Tight. **CERTIFICATIONS:** TO UL AND CSA REQUIREMENTS



TRADE SIZE	HALEX PART #	CTN/CASE QTY	CTN/CASE WT (LBS)	DIMENSIONS (IN INCHES)	
				A	B
<b>Compression Couplings</b>					
<b>Zinc Die Cast</b>					
2 1/2"	02225B	12	15.5	3.29	3.24
3"	02230B	12	20.6	3.42	3.87
3 1/2"	02235B	10	20.5	3.51	4.39
4"	02240B	6	15	3.54	4.88

**APPLICATION:** INDOORS. Use to join two lengths of EMT, threadless Rigid or IMC conduit together. **MATERIAL:** Zinc Die Cast. **FEATURES:** Concrete-Tight. **CERTIFICATIONS:** TO UL AND CSA REQUIREMENTS.





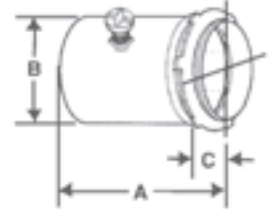
# RIGID & INTERMEDIATE METALLIC CONDUIT FITTINGS

RIGID



• Image shown is for 1/2" - 2". 2 1/2" - 4" has two screws.

TRADE SIZE	HALEX PART #	CTN/CASE QTY	CTN/CASE WT (LBS)	DIMENSIONS (IN INCHES)	
				A	
<b>Set-Screw Connectors</b>					
<b>Steel</b>					
2 1/2"	62725B	12	15	3.24	
3"	62730B	12	21	3.74	
3 1/2"	62735B	6	13	3.99	
4"	62740B	6	15	4.24	
<b>WITH INSULATED THROAT</b>					
2 1/2"	82725B	12	15	3.24	
3"	82730B	12	21	3.74	
3 1/2"	82735B	6	13	3.99	
4"	82740B	6	15	4.24	



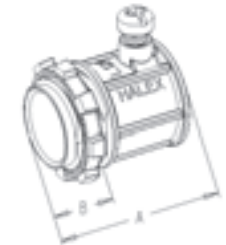
• Image shown is for 1/2" - 2". 2 1/2" - 4" has two screws.

**APPLICATION:** INDOORS. Use to connect threadless Rigid or IMC conduit to a steel outlet box or other metal enclosure. **MATERIAL:** Zinc Electro-Plate. **MISC:** 2 1/2"-4" can be used for EMT conduit also. **CERTIFICATIONS:** TO UL AND CSA REQUIREMENTS.



• Image shown is for 1/2" - 2". 2 1/2" - 4" has two screws.

TRADE SIZE	HALEX PART #	CTN/CASE QTY	CTN/CASE WT (LBS)	DIMENSIONS (IN INCHES)	
				A	B
<b>Set-Screw Connectors</b>					
<b>Zinc Die Cast</b>					
2 1/2"	12125B	12	9.96	3.03	1.00
3"	12130B	12	12	3.37	1.06
3 1/2"	12135B	10	12.8	3.58	1.09
4"	12140B	6	9.36	3.75	1.09
<b>WITH INSULATED THROAT</b>					
2 1/2"	92125B	12	9.96	3.08	1.05
3"	92130B	12	12	3.42	1.11
3 1/2"	92135B	10	12.8	3.63	1.14
4"	92140B	6	9.36	3.80	1.14



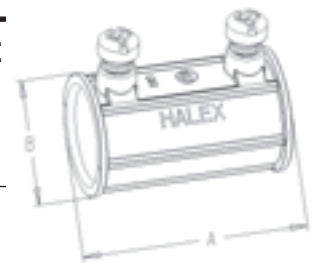
• Image shown is for 1/2" - 2". 2 1/2" - 4" has two screws.

**APPLICATION:** INDOORS. Use to connect threadless Rigid or IMC conduit to a steel outlet box or other metal enclosure. **MATERIAL:** Zinc Die Cast. **MISC:** 2 1/2"-4" can be used for EMT conduit also. **CERTIFICATIONS:** TO UL AND CSA REQUIREMENTS.



• Image shown is for 1/2" - 2". 2 1/2" - 4" has four screws.

TRADE SIZE	HALEX PART #	CTN/CASE QTY	CTN/CASE WT (LBS)	DIMENSIONS (IN INCHES)	
				A	B
<b>Set-Screw Couplings</b>					
<b>Zinc Die Cast</b>					
2 1/2"	12225B	12	9.12	3.99	3.30
3"	12230B	12	12.36	4.55	3.94
3 1/2"	12235B	10	14.76	4.92	4.45
4"	12240B	6	9.66	5.24	4.97



**APPLICATION:** INDOORS. Use to join two lengths of threadless Rigid or IMC conduit together. **MATERIAL:** Zinc Die Cast. **MISC:** 2 1/2"-4" can be used for EMT conduit also. **CERTIFICATIONS:** TO UL AND CSA REQUIREMENTS.

TRADE SIZE	HALEX PART #	CTN/CASE QTY	CTN/CASE WT (LBS)	DIMENSIONS (IN INCHES)	
				A	B
<b>Set-Screw Couplings</b>					
<b>Steel</b>					
2 1/2"	62825B	12	17.5	3.99	
3"	62830B	12	25	4.55	
3 1/2"	62835B	6	14	4.92	
4"	62840B	6	17	5.24	



• Image shown is for 1/2" - 2". 2 1/2" - 4" has four screws.

**APPLICATION:** INDOORS. Use to join two lengths of threadless Rigid or IMC conduit together. **MATERIAL:** Zinc Die Cast. **MISC:** 2 1/2"-4" can be used for EMT conduit also. **CERTIFICATIONS:** TO UL AND CSA REQUIREMENTS.

• Image shown is for 1/2" - 2". 2 1/2" - 4" has four screws.

TRADE SIZE    HALEX PART #    CTN/CASE QTY    CTN/CASE WT (LBS)

## Rigid-To-EMT Couplings

Steel

**SET-SCREW TYPE**

1/2"	<b>15304B</b>	25	3.5
3/4"	<b>15306B</b>	25	6.1

**APPLICATION:** INDOORS ONLY. Use to join EMT conduit to Rigid metal conduit. **MATERIAL:** Steel, Zinc Electro-Plate. **TYPE:** Set-screw.

**NEW**



TRADE SIZE    HALEX PART #    CTN/CASE QTY    CTN/CASE WT (LBS)

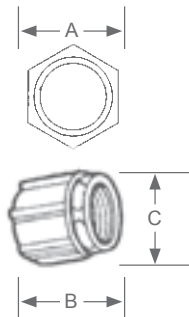
**DIMENSIONS (IN INCHES)**  
A    B    C

## Rigid Three-Piece Couplings

Malleable Iron

1/2"	<b>65505B</b>	25	6.9	1.188	0.984	1.406
3/4"	<b>65507B</b>	25	8.1	1.375	1.125	1.641
1"	<b>65510B</b>	10	6.3	1.688	0.750	2.016
1 1/4"	<b>65512B</b>	10	9.8	2.063	1.500	2.516
1 1/2"	<b>65515B</b>	10	13.5	2.344	1.672	2.828
2"	<b>65520B</b>	10	18.7	3.000	1.781	3.359
2 1/2"	<b>65525B</b>	10	33.5	3.500	1.938	4.031
3"	<b>65530B</b>	1	4	4.125	2.250	4.531
3 1/2"	<b>65535B</b>	1	5.8	4.688	2.594	5.297
4"	<b>65540B</b>	1	7.6	5.406	3.078	5.719

**APPLICATION:** INDOORS OR OUTDOORS. Use as a threaded coupling between lengths of threaded Rigid or IMC conduit, when neither can be rotated. **MATERIAL:** Malleable Iron. **CERTIFICATIONS:** TO UL AND CSA REQUIREMENTS.



TRADE SIZE    HALEX PART #    CTN/CASE QTY    CTN/CASE WT (LBS)

**DIMENSIONS (IN INCHES)**  
A    B

## Rigid-To-Rigid Pull Elbows

Zinc Die Cast

**WITH NEOPRENE GASKET**

1/2"	<b>94105B</b>	10/100	2.8/28	1.31	1.02
3/4"	<b>94107B</b>	5/50	1.7/17	1.50	1.27
1"	<b>94110</b>	5	3.1	1.85	1.54

**APPLICATION:** INDOORS OR OUTDOORS. Use as a wire pulling elbow to facilitate wire pulling through a sharp bend in a run of threaded Rigid or IMC conduit. Removable cover provides easy access to facilitate wire pulling. **Not listed for wet locations.** **MATERIAL:** Zinc Die Cast. **CERTIFICATIONS:** TO UL AND CSA REQUIREMENTS.



TRADE SIZE    HALEX PART #    CTN/CASE QTY    CTN/CASE WT (LBS)

**DIMENSIONS (IN INCHES)**  
A    B

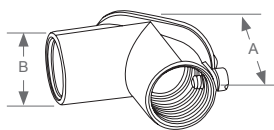
## EMT/Rigid-To-EMT/ Rigid Combo Elbows

Zinc Die Cast

**WITH GASKET**

1"	<b>94510</b>	5	0.5692	1.85	1.52
1/2"	<b>94505</b>	10	0.1988	1.31	0.97
3/4"	<b>94507</b>	10	0.289	1.50	1.20

**APPLICATION:** INDOORS OR OUTDOORS. Use as a wire pulling elbow to facilitate wire pulling through a sharp bend in a run of threaded Rigid or IMC conduit. Removable cover provides easy access to facilitate wire pulling. **Not listed for wet locations.** **MATERIAL:** Zinc Die Cast. **CERTIFICATIONS:** TO UL AND CSA REQUIREMENTS.



**RIGID**



# RIGID & INTERMEDIATE METALLIC CONDUIT FITTINGS

RIGID



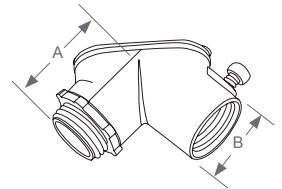
TRADE SIZE	HALEX PART #	CTN/CASE QTY	CTN/CASE WT (LBS)	DIMENSIONS (IN INCHES)	
				A	B
<b>Rigid-To-Box Pull Elbows</b>				<b>Zinc Die Cast</b>	
<i>WITH GASKET</i>					
1/2"	<b>94205B</b>	10/100	3.1/31	1.31	1.02
3/4"	<b>94207B</b>	5/50	1.85/18.5	1.50	1.27
<i>WITHOUT GASKET</i>					
1/2"	<b>14205</b>	10	3.1	1.31	1.02
3/4"	<b>14207</b>	5	1.85	1.50	1.27



**APPLICATION:** INDOORS OR OUTDOORS. Use to connect a run of threaded Rigid or IMC conduit to an outlet box or other metal enclosure. Removable cover provides easy access to facilitate wire pulling. **Not listed for wet locations.** **MATERIAL:** Zinc Die Cast. **CERTIFICATIONS:** TO UL AND CSA REQUIREMENTS.



TRADE SIZE	HALEX PART #	CTN/CASE QTY	CTN/CASE WT (LBS)	DIMENSIONS (IN INCHES)	
				A	B
<b>EMT/Rigid-To-Box Combo Elbows</b>				<b>Zinc Die Cast</b>	
<i>WITH GASKET</i>					
1/2"	<b>94705</b>	10	0.1844	1.310	1.020
3/4"	<b>94707</b>	5	0.296	1.500	1.270



**APPLICATION:** INDOORS OR OUTDOORS. Use to connect a run of threaded Rigid or IMC conduit to an outlet box or other metal enclosure. Removable cover provides easy access to facilitate wire pulling. **Not listed for wet locations.** **MATERIAL:** Zinc Die Cast. **CERTIFICATIONS:** TO UL AND CSA REQUIREMENTS.

TRADE SIZE	HALEX PART #	CTN/CASE QTY	CTN/CASE WT (LBS)	DIMENSIONS (IN INCHES)	
				A	B
<b>One-Hole Straps</b>					
<b>Steel</b>					
1/2"	61105B	100/1000	3/30	1.375	0.625
3/4"	61107B	100/1000	5/50	1.562	0.750
1"	61110B	50/500	3.5/35	1.812	0.875
1 1/4"	61112B	50/500	5/50	2.000	0.875
1 1/2"	61115B	25/250	4.25/42.5	2.500	1.000
2"	61120	10	2.5	2.750	1.125
2 1/2"	61125	10	4.3	3.312	1.250
3"	61130	10	5	3.625	1.250
3 1/2"	61135B	25	17.8	4.000	1.250
4"	61140B	20	15.6	4.250	1.250

**APPLICATION:** INDOORS OR OUTDOORS. Use to secure Rigid or IMC conduit to wood, masonry or similar surfaces where greater load bearing is required. **MATERIAL:** Steel, Zinc Electro-plate. **CERTIFICATIONS:** TO UL AND CSA REQUIREMENTS.



TRADE SIZE	HALEX PART #	CTN/CASE QTY	CTN/CASE WT (LBS)	DIMENSIONS (IN INCHES)		
				A	B	C
<b>One-Hole Straps</b>						
<b>Malleable Iron</b>						
1/2"	31205B	50/500	2.5/25	2.016	0.625	0.969
3/4"	31207B	50/500	3/30	2.219	0.750	1.031

**APPLICATION:** INDOORS OR OUTDOORS. Use to secure Rigid or IMC conduit to wood, masonry or similar surfaces where greater load bearing is required. **MATERIAL:** Malleable Iron. **CERTIFICATIONS:** TO UL AND CSA REQUIREMENTS.



TRADE SIZE	HALEX PART #	CTN/CASE QTY	CTN/CASE WT (LBS)	DIMENSIONS (IN INCHES)		
				A	B	C
<b>Two-Hole Straps</b>						
<b>Steel</b>						
1/2"	61205B	100/1000	2/20	2.250	1.625	0.562
3/4"	61207B	100/1000	3/30	2.875	2.250	0.638
1"	61210B	50/500	2.5/25	3.375	2.625	0.750
1 1/4"	61212B	25/250	1.75/17.5	4.188	3.437	0.875
1 1/2"	61215B	25/250	3/30	4.625	3.812	0.875
2"	61220B	50/200	7.5/30	5.125	4.250	1.000
2 1/2"	61225B	25	4.3	5.875	4.875	1.000
3"	61230	10	2.5	6.500	5.500	1.000
3 1/2"	61235B	25	6.5	7.375	6.375	1.000
4"	61240B	20	6.6	8.000	7.000	1.000

**APPLICATION:** INDOORS OR OUTDOORS. Use to secure Rigid or IMC conduit to wood, masonry or similar surfaces where greater load bearing is required. **MATERIAL:** Steel, Zinc Electro-plate. **CERTIFICATIONS:** TO UL AND CSA REQUIREMENTS.



TRADE SIZE	HALEX PART #	CTN/CASE QTY	CTN/CASE WT (LBS)	DIMENSIONS (IN INCHES)	
				A	B
<b>Conduit Locknuts</b>					
<b>Steel</b>					
1/2"	61905B	200/2000	2/20	1.125	0.09
3/4"	61907B	100/1000	1/10	1.380	0.10
1"	61910B	100/1000	4/40	1.697	0.13
1 1/4"	61912B	50/500	2.5/25	2.070	0.13
1 1/2"	61915B	50/500	3/30	2.385	0.13
2"	61920B	50/200	3.5/14	2.870	0.18
2 1/2"	61925B	25	3.25	3.455	0.18
3"	61930B	25	4.75	4.150	0.18
3 1/2"	61935B	10/40	2.3/9.2	4.703	0.18
4"	61940B	10/40	2.7/10.8	5.288	0.185

**APPLICATION:** INDOORS OR OUTDOORS. Use to secure Rigid, IMC conduit or various threaded fittings to a steel outlet box or other metal enclosure. **MATERIAL:** Steel with Zinc plating.






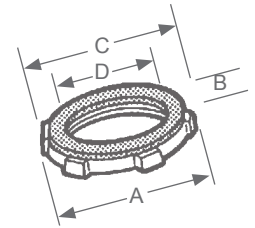
# RIGID & INTERMEDIATE METALLIC CONDUIT FITTINGS

RIGID

TRADE SIZE	HALEX PART #	CTN/CASE QTY	CTN/CASE WT (LBS)	DIMENSIONS (IN INCHES)				
				A (MIN)	A (MAX)	B	C	D



Sealer Locknuts				Steel				
1/2"	61805B	50/500	1/10	1.125	1.135	0.09	0.97	0.78
3/4"	61807B	25/250	0.75/7.5	1.375	1.385	0.10	1.21	1.10
1"	61810B	25/250	1/10	1.715	1.725	0.13	1.52	1.27
1 1/4"	61812B	10/100	0.8/8	2.060	2.070	0.13	1.86	1.55
1 1/2"	61815B	10/100	0.8/8	2.375	2.385	0.13	2.10	1.82
2"	61820B	10/100	1.2/12	2.885	2.895	0.13	2.61	2.30



**APPLICATION:** INDOORS OR OUTDOORS. Use to secure Rigid, IMC conduit or various threaded fittings to a steel outlet box or other metal enclosures, when moisture proof protection is desired. **MATERIAL:** Steel with Zinc plating and molded, integral PVC gasket. **CERTIFICATIONS:** TO UL AND CSA REQUIREMENTS.

TRADE SIZE	HALEX PART #	CTN/CASE QTY	CTN/CASE WT (LBS)	DIMENSIONS (IN INCHES)	
				A	B



Conduit Locknuts				Zinc Die Cast	
1/2"	01905B	20/2000	2/20	1.12	0.15
3/4"	01907B	100/1000	1/10	1.33	0.15
1"	01910B	100/1000	2.5/25	1.68	0.19
1 1/4"	01912B	50/500	2.5/25	2.15	0.19
1 1/2"	01915B	50/500	3/30	2.35	0.19
2"	01920B	50/200	3.5/14	2.89	0.19
2 1/2"	01925B	25	3.25	3.43	0.25
3"	01930B	25	4.75	4.12	0.25
3 1/2"	01935B	10/40	2.3/9.2	4.68	0.27
4"	01940B	10/40	2.7/10.8	5.25	0.27

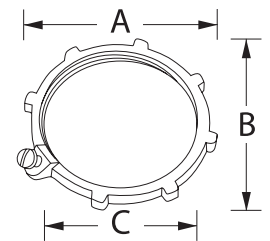


**APPLICATION:** INDOORS OR OUTDOORS. Use to secure Rigid, IMC conduit or various threaded fittings to a steel outlet box or other metal enclosures. **MATERIAL:** Zinc Die Cast. **FEATURES:** Reversible. **CERTIFICATIONS:** TO UL AND CSA REQUIREMENTS.

TRADE SIZE	HALEX PART #	CTN/CASE QTY	CTN/CASE WT (LBS)	DIMENSIONS (IN INCHES)		
				A	B	C



Grounding Locknuts				Zinc Die Cast		
2"	01820	25	3	2.940	0.255	2.280



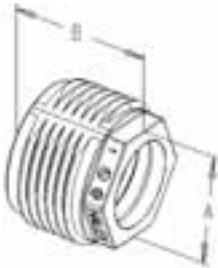
**APPLICATION:** INDOORS OR OUTDOORS. Use to secure Rigid or IMC threaded conduit to an unthreaded opening in a steel outlet box or other metal enclosure. **MATERIAL:** Zinc Die Cast. **CERTIFICATIONS:** TO UL AND CSA REQUIREMENTS.

TRADE SIZE	HALEX PART #	CTN/CASE QTY	CTN/CASE WT (LBS)	DIMENSIONS (IN INCHES)		
				A	B	C
<b>Reducing Washers</b>				<b>Steel</b>		
3/4"X1/2"	<b>68205B</b>	250/2500	3.75/37	1.43	1.00	0.87
1"X1/2"	<b>68305B</b>	250/2500	5/50	1.75	1.34	0.87
1"X3/4"	<b>68307B</b>	250/2500	50	1.75	1.34	1.11
1 1/4"X1/2"	<b>68405B</b>	100	3	2.18	1.70	0.87
1 1/4"X3/4"	<b>68407B</b>	100	3	2.18	1.70	1.11
1 1/4"X1"	<b>68410B</b>	100	2	2.18	1.70	1.37
1 1/2"X1/2"	<b>68505B</b>	100	4	2.44	1.94	0.87
1 1/2"X3/4"	<b>68507B</b>	100	4	2.44	1.94	1.11
1 1/2"X1"	<b>68510</b>	100	3.6	2.44	1.94	1.37
1 1/2"X1 1/4"	<b>68512B</b>	100	3	2.44	1.94	1.73
2"X1/2"	<b>68605B</b>	50	4	3.00	2.42	0.87
2"X3/4"	<b>68607B</b>	50	4	3.00	2.42	1.11
2"X1"	<b>68610B</b>	50	3.5	3.00	2.42	1.37
2"X1 1/4"	<b>68612B</b>	50	3	3.00	2.42	1.73
2"X1 1/2"	<b>68615</b>	50	3	3.00	2.42	1.98
2 1/2"X2"	<b>68720</b>	50	3	3.50	2.90	2.46

**APPLICATION:** INDOORS OR OUTDOORS. Use to reduce the size of the knockout in a steel outlet box or other metal enclosure. Must use one inside the enclosure opening and one on the outside. **MATERIAL:** Galvanized Steel. **MISC:** Consult factory for availability of larger sizes. **CERTIFICATIONS:** TO UL AND CSA REQUIREMENTS.

TRADE SIZE	HALEX PART #	CTN/CASE QTY	CTN/CASE WT (LBS)	DIMENSIONS (IN INCHES)	
				A	B
<b>Reducing Bushings</b>				<b>Steel</b>	
3/4"X1/2"	<b>13205B</b>	50/500	1.9/19	0.810	0.760
1"X1/2"	<b>13305B</b>	50/200	5/20	1.010	0.760
1"X3/4"	<b>13307B</b>	50/200	3/12	1.010	0.760
1 1/4"X1/2"	<b>13405B</b>	25/100	6.3/25	1.470	0.820
1 1/4"X3/4"	<b>13407B</b>	25/100	5/20	1.470	0.820
1 1/4"X1"	<b>13410B</b>	25/100	3.25/13	1.470	0.820
1 1/2"X1/2"	<b>13505B</b>	25/100	9.5/38	1.700	0.850
1 1/2"X3/4"	<b>13507B</b>	25/100	8/32	1.700	0.850
1 1/2"X1"	<b>13510</b>	25	6.2	1.700	0.850
1 1/2"X1 1/4"	<b>13512</b>	25	2.75	1.700	0.850
2"X1/2"	<b>13605B</b>	10	8.5	2.230	0.970
2"X3/4"	<b>13607</b>	10	6.8	2.230	0.970
2"X1"	<b>13610</b>	10	4.4	2.230	0.970
2"X1 1/4"	<b>13612</b>	10	4.4	2.230	0.970
2"X1 1/2"	<b>13615</b>	10	3.1	2.230	0.970
2 1/2"X1 1/2"	<b>13715B</b>	5	5.5	2.230	0.970
2 1/2"X2"	<b>13720</b>	5	4	2.230	0.970

**APPLICATION:** DRY LOCATIONS ONLY. Use to reduce the entry size of a run of threaded conduit. **MATERIAL:** Steel. **CERTIFICATIONS:** TO UL AND CSA REQUIREMENTS.







# RIGID & INTERMEDIATE METALLIC CONDUIT FITTINGS

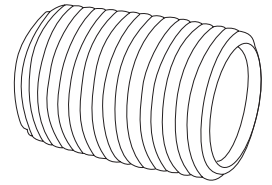
RIGID



TRADE SIZE	HALEX PART #	CTN/CASE QTY	CTN/CASE WT (LBS)
------------	--------------	--------------	-------------------

## Conduit Nipples

Steel



1/2"XCLOSE	<b>64305</b>	20	1.2
1/2"X1 1/2"	<b>64311</b>	25	2
1/2"X2"	<b>64325</b>	15	2
1/2"X3"	<b>64331</b>	25	4.2
1/2"X4"	<b>64341</b>	15	4.2
1/2"X5"	<b>64351B</b>	25	8.25
1/2"X6"	<b>64361</b>	10	3.9
1/2"X8"	<b>64381B</b>	1	0.5
1/2"X10"	<b>64391B</b>	1	0.7
1/2"X12"	<b>64301B</b>	1	0.8
3/4"XCLOSE	<b>64307</b>	20	1.9
3/4"X2"	<b>64327</b>	15	2.4
3/4"X3"	<b>64332</b>	20	6
3/4"X4"	<b>64342</b>	15	9
3/4"X5"	<b>64352B</b>	25	10.75
3/4"X6"	<b>64362</b>	10	5
3/4"X8"	<b>64382B</b>	1	0.72
3/4"X10"	<b>64392B</b>	1	0.9
3/4"X12"	<b>64302B</b>	1	1.1
1"XCLOSE	<b>64310</b>	15	4
1"X2"	<b>64313</b>	20	2
1"X2 1/2"	<b>64323</b>	15	4
1"X3"	<b>64333</b>	25	9
1"X4"	<b>64343B</b>	25	12.25
1"X5"	<b>64353</b>	10	6.4
1"X6"	<b>64363</b>	6	4.8
1"X8"	<b>64383B</b>	1	1.1
1"X10"	<b>64393B</b>	1	1.3
1"X12"	<b>64303B</b>	1	1.6

CONTINUATION OF CHART AND IMPORTANT APPLICATION, MATERIAL AND CERTIFICATION NOTES PROVIDED ON NEXT PAGE

1 1/4"XCLOSE	<b>64312</b>	10	2.1
1 1/4"X2"	<b>64314</b>	10	2.6
1 1/4"X3"	<b>64334</b>	5	2.4
1 1/4"X4"	<b>64344B</b>	25	16.5
1 1/4"X5"	<b>64354</b>	6	5
1 1/4"X6"	<b>64364</b>	6	6
1 1/4"X8"	<b>64384B</b>	1	1.4
1 1/4"X10"	<b>64394B</b>	1	1.8
1 1/4"X12"	<b>64308B</b>	1	2.2
1 1/2"XCLOSE	<b>64315</b>	5	1.48
1 1/2"X2"	<b>64615</b>	5	1.7
1 1/2"X3"	<b>64335</b>	10	5.6
1 1/2"X4"	<b>64345B</b>	25	20
1 1/2"X5"	<b>64355B</b>	25	25.75
1 1/2"X6"	<b>64365</b>	4	5
1 1/2"X8"	<b>64385B</b>	1	1.7
1 1/2"X10"	<b>64395B</b>	1	2.2
1 1/2"X12"	<b>64605B</b>	1	2.6
2"XCLOSE	<b>64320</b>	4	1.9
2"X3"	<b>64336</b>	6	5
2"X4"	<b>64346B</b>	25	25.75
2"X5"	<b>64356</b>	6	8
2"X6"	<b>64366</b>	5	3
2"X7"	<b>64676</b>	4	8.5
2"X8"	<b>64386</b>	4	9
2"X10"	<b>64396B</b>	1	2.9
2"X12"	<b>64306B</b>	1	3.5
2 1/2"XCLOSE	<b>64617B</b>	1	0.45
2 1/2"X4"	<b>64347B</b>	1	1.5
2 1/2"X5"	<b>64357B</b>	1	2.0
2 1/2"X6"	<b>64367B</b>	1	2.4
2 1/2"X8"	<b>64387B</b>	1	3.3
2 1/2"X10"	<b>64397B</b>	1	4.25
2 1/2"X12"	<b>64607B</b>	1	5.1
3"XCLOSE	<b>64618B</b>	1	1.2
3"X3"	<b>64338B</b>	1	1.3
3"X4"	<b>64348B</b>	1	2.0
3"X5"	<b>64358B</b>	1	2.6
3"X6"	<b>64368B</b>	1	3.0
3"X8"	<b>64388B</b>	1	4.2
3"X10"	<b>64398B</b>	1	5.3
3"X12"	<b>64608B</b>	1	6.3
3 1/2"XCLOSE	<b>64619B</b>	1	1.6
3 1/2"X4"	<b>64349B</b>	1	2.4
3 1/2"X5"	<b>64359B</b>	1	3.2
3 1/2"X6"	<b>64369B</b>	1	3.75
3 1/2"X8"	<b>64389B</b>	1	5.1
3 1/2"X10"	<b>64399B</b>	1	5.6
3 1/2"X12"	<b>64309B</b>	1	7.9
4"XCLOSE	<b>64620B</b>	1	1.8
4"X4"	<b>64340B</b>	1	2.9
4"X5"	<b>64350B</b>	1	3.8
4"X6"	<b>64360B</b>	1	4.4
4"X8"	<b>64380B</b>	1	6.0
4"X10"	<b>64390B</b>	1	7.75
4"X12"	<b>64300B</b>	1	9.25

**APPLICATION:** INDOORS OR OUTDOORS. Use to connect two steel outlet boxes or other metal enclosures; use to extend a length of threaded Rigid or IMC conduit. **MATERIAL:** Steel, Zinc Electro-Plate. **MISC:** Consult factory for availability of other sizes. **CERTIFICATIONS:** TO UL AND CSA REQUIREMENTS.



# RIGID & INTERMEDIATE METALLIC CONDUIT FITTINGS


RIGID



TRADE SIZE	HALEX PART #	CTN/CASE QTY	CTN/CASE WT (LBS)	DIMENSIONS (IN INCHES)		
				A	B	C
<b>Offset Nipples</b>				<b>Zinc Die Cast</b>		
1/2"	04005B	10/100	1.2/12	2.44	0.93	0.75
3/4"	04007B	10/100	1.6/16	2.56	1.15	0.75
1"	04010B	10/100	2.2/22	2.75	1.42	0.75
1 1/4"	04012B	5/50	1.7/17	2.88	1.85	0.75
1 1/2"	04015B	5/50	2.3/23	3.06	2.07	0.75
2"	04020B	2/20	1.3/13	3.12	2.60	0.75
2 1/2"	04025B	2	2.6	4.02	3.23	0.75
3"	04030B	1	2.00	4.53	3.86	0.75



**APPLICATION:** INDOORS OR OUTDOORS. Use as an offset connector between two enclosures. Offsets the axis of the raceway by 3/4". **MATERIAL:** Zinc Die Cast. **CERTIFICATIONS:** TO UL AND CSA REQUIREMENTS.



TRADE SIZE	HALEX PART #	CTN/CASE QTY	CTN/CASE WT (LBS)	DIMENSIONS (IN INCHES)	
				A	B
<b>Chase Nipples</b>				<b>Zinc Die Cast</b>	
1/2"	07005B	100/1000	4/40	1.02	0.68
3/4"	07007B	50/500	3/30	1.29	0.75
1"	07010B	25/250	2.5/25	1.53	0.87
1 1/4"	07012B	25/250	3.5/35	1.89	0.94
1 1/2"	07015B	25/100	5/20	2.30	0.91
2"	07020B	10/40	2.3/9.2	2.88	1.07
2 1/2"	07025B	10/40	4.3/17.2	3.39	1.38
3"	07030B	10/40	5.5/22	4.06	1.44
3 1/2"	07035B	10/40	6.8/27.2	4.61	1.47
4"	07040B	5/20	3.5/14	5.15	1.47



### WITH INSULATED THROAT

1/2"	87005B	100/1000	4/40	1.02	0.68
------	--------	----------	------	------	------

**APPLICATION:** INDOORS OR OUTDOORS. Use with a rigid coupling to terminate threaded conduit to a knockout box or enclosure, where space within the box is limited. Used with a locknut to provide a short raceway between boxes or enclosures. **MATERIAL:** Zinc Die Cast. **CERTIFICATIONS:** TO UL AND CSA REQUIREMENTS.



TRADE SIZE	HALEX PART #	CTN/CASE QTY	CTN/CASE WT (LBS)	DIMENSIONS (IN INCHES)		
				A	B	C
<b>Box Spacers</b>				<b>Zinc Die Cast</b>		
1/2"	16405B	50/500	4/40	1.12	0.40	0.31
3/4"	16407B	50/500	5.5/55	1.12	0.40	0.31



**APPLICATION:** INDOORS. Use as a raceway between two steel outlet boxes or other metal enclosures. **MATERIAL:** Zinc Die Cast. **CERTIFICATIONS:** TO UL AND CSA REQUIREMENTS.

TRADE SIZE	HALEX PART #	CTN/CASE QTY	CTN/CASE WT (LBS)	DIMENSIONS (IN INCHES)	
				A	B
<b>Clamp Backs</b>				<b>Malleable Iron</b>	
1/2"	33205B	2.5/250	2.5/25	2.297	1.031
3/4"	33207B	2.75/250	2.75/27.5	2.438	1.172



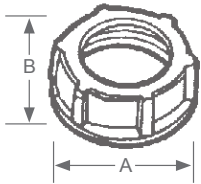
**APPLICATION:** INDOORS OR OUTDOORS. Use to space conduit from mounting surface, use with malleable straps. **MATERIAL:** Malleable Iron.

NEW

TRADE SIZE	HALEX PART #	CTN/CASE QTY	CTN/CASE WT (LBS)	DIMENSIONS (IN INCHES)	
				A	B
<b>One-Hole Strap and Clamp</b>				<b>Malleable Iron</b>	
1 1/4"	53212	10	3.5		
2"	53220	10	9.0		



**APPLICATION:** INDOORS OR OUTDOORS. Use to secure Rigid or IMC conduit to mounting surface, and to provide space between conduit and mounting surface. **MATERIAL:** Zinc Electro-Plate. **CERTIFICATIONS:** TO CSA REQUIREMENTS.

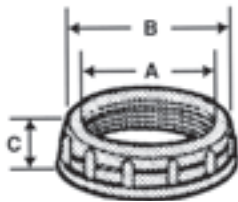


TRADE SIZE	HALEX PART #	CTN/CASE QTY	CTN/CASE WT (LBS)	DIMENSIONS (IN INCHES)	
				A	B
<b>Conduit Bushings</b>					
1/2"	05205B	100/1000	3/30	1.05	0.37
3/4"	05207B	100/1000	5/50	1.32	0.37
1"	05210B	50/500	3/30	1.58	0.37
1 1/4"	05212B	25/250	2.5/25	1.94	0.47
1 1/2"	05215B	25/250	3.75/37.5	2.20	0.50
2"	05220B	25/250	2.65/27.5	2.69	0.52
2 1/2"	05225B	10/100	3.6/36	3.23	0.52
3"	05230B	10/100	4.7/47	3.84	0.85
3 1/2"	05235B	5/50	3.05/30.5	4.35	0.85
4"	05240B	5/50	4/40	5.02	0.85

**Zinc Die Cast**



**APPLICATION:** INDOORS OR OUTDOORS. Use with locknut to terminate threaded Rigid or IMC conduit to an outlet box. The rounded surface of the bushing prevents damage to wire insulation.  
**MATERIAL:** Zinc Die Cast. **CERTIFICATIONS:** TO UL AND CSA REQUIREMENTS.

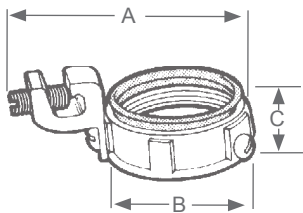


TRADE SIZE	HALEX PART #	CTN/CASE QTY	CTN/CASE WT (LBS)	DIMENSIONS (IN INCHES)		
				A	B	C
<b>Plastic Insulating Bushings</b>						
1/2"	75205B	100/1000	1/10	0.594	1.063	0.375
3/4"	75207B	100/1000	1/10	0.781	1.281	0.406
1"	75210B	50/500	1/10	1.000	1.563	0.563
1 1/4"	75212B	25/250	0.75/7.5	1.313	1.906	0.563
1 1/2"	75215B	25/250	0.75/7.5	1.531	2.219	0.563
2"	75220B	25/250	1.5/15	1.969	2.781	0.625
2 1/2"	75225B	10/100	1.1/11	2.406	3.375	0.750
3"	75230B	10/100	1.4/14	3.000	4.083	0.750
3 1/2"	75235B	5/50	1.1/11	3.328	4.469	0.688
4"	75240B	5/50	1.15/11.5	3.875	5.000	0.688

**Thermoplastic**



**APPLICATION:** INDOORS OR OUTDOORS. Use with locknut to terminate threaded Rigid or IMC conduit to a box. Rounded surface of bushing prevents damage to wire insulation. Required by the NEC. **MATERIAL:** High Impact Thermoplastic. **FEATURES:** Flame-Retardant to 105° C.  
**CERTIFICATIONS:** TO UL AND CSA REQUIREMENTS.



TRADE SIZE	HALEX PART #	CTN/CASE QTY	CTN/CASE WT (LBS)	DIMENSIONS (IN INCHES)		
				A	B	C
<b>Insulated Metallic Grounding Bushings (LAY-IN LUG)</b>						
1/2"	95205B	25/100	1.38/5.52	1.845	1.063	0.500
3/4"	95207B	25/100	1.75/7	2.047	1.281	0.500
1"	95210B	25/100	2.25/9	2.329	1.531	0.594
1 1/4"	95212B	20	2.6	2.688	1.875	0.625
1 1/2"	95215B	20	3.2	3.109	2.156	0.625
2"	95220B	10	2.1	3.594	2.625	0.625
2 1/2"	95225B	10/40	3.9/15.6	4.485	3.219	0.875
3"	95230B	10/40	5.8/23.2	5.063	3.813	0.875
3 1/2"	95235B	5/20	3.35/13.4	5.610	4.344	0.875
4"	95240B	5/20	4.5/18	6.095	4.813	0.875

**Zinc Die Cast**



**APPLICATION:** INDOORS OR OUTDOORS. Use with locknut to terminate service conduit to a cabinet. Lug provided for bonding jumper to a neutral bus bar. Rounded surface of bushing prevents damage to wire insulation. **MATERIAL:** Zinc Die Cast. **FEATURES:** Thermoplastic liner rated at 150° F. **CERTIFICATIONS:** TO UL AND CSA REQUIREMENTS.



# RIGID & INTERMEDIATE METALLIC CONDUIT FITTINGS

RIGID



TRADE SIZE	HALEX PART #	CTN/CASE QTY	CTN/CASE WT (LBS)	DIMENSIONS (IN INCHES)		
				A	B	C
<b>Conduit Body Gaskets</b>						
1/2"	59105B	100	1	1.375	3.906	3.500
3/4"	59107B	100	1	1.563	4.688	4.125
1"	59110B	50	1	1.781	5.375	4.813
1 1/4"-1 1/2"	59115B	50	1	2.500	7.250	6.500
2"	59120B	25	1.25	3.125	9.500	8.563
2 1/2"-3"	59130B	10	0.8	4.500	12.250	11.250
3 1/2"-4"	59140B	10	1	5.453	14.813	13.750



**APPLICATION:** INDOORS OR OUTDOORS. Use in conjunction with cover to provide a dust-tight seal to all types of metallic conduit bodies. **MATERIAL:** Fiber for 1/2"-2" and Neoprene for 2 1/2"-4".



TRADE SIZE	HALEX PART #	CTN/CASE QTY	CTN/CASE WT (LBS)	DIMENSIONS (IN INCHES)		
				A	B	C
<b>Conduit Body Covers</b>						
<b>Aluminum</b>						
1/2"	59205B	50	3	1.375	3.906	3.500
3/4"	59207B	50	4	1.563	4.688	4.125
1"	59210B	50	4.5	1.781	5.375	4.813
1 1/4"-1 1/2"	59215B	50	8.5	2.500	7.250	6.500
2"	59220B	25	7	3.125	9.500	8.563
2 1/2"-3"	59230B	10	8	4.500	12.250	11.250
3 1/2"-4"	59240B	5	7	5.453	14.813	13.375



**APPLICATION:** INDOORS OR OUTDOORS. Use to cover all styles of metallic bodies. **MATERIAL:** Copper-Free Aluminum Stamping. **CERTIFICATIONS:** TO UL AND CSA REQUIREMENTS.



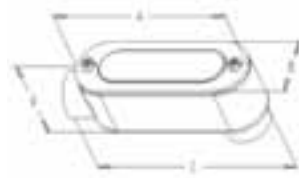
TRADE SIZE	HALEX PART #	CTN/CASE QTY	CTN/CASE WT (LBS)	DIMENSIONS (IN INCHES)		
				A	B	C
<b>Service Entrance ELL</b>						
<b>Aluminum</b>						
1/2"	59505	10	2.5	1.625	1.406	3.281
3/4"	59507	5	1.5	1.953	1.703	3.813
1"	59510	3	1.3	2.125	1.563	4.313
1 1/4"	59512	2	1.68	2.563	2.438	5.563
1 1/2"	59515	2	2.36	2.594	2.625	6.250
2"	59520	1	1.92	3.125	3.078	6.750



**ALL SIZES INCLUDE COVER AND GASKET.**  
**APPLICATION:** INDOORS OR OUTDOORS. Use to gain access to the interior of a raceway or wire pulling, inspections, and maintenance. Mounts flush against structure. **UL listed for wet locations.** **MATERIAL:** Copper-Free Die Cast Aluminum. **CERTIFICATIONS:** TO UL AND CSA REQUIREMENTS.

TRADE SIZE	HALEX PART #	CTN/CASE QTY	CTN/CASE WT (LBS)	DIMENSIONS (IN INCHES)			
				A	B	C	D
<b>Threaded Conduit Bodies</b>				<b>Aluminum</b>			
<i>WITH COVER AND GASKET</i>							
<b>TYPE: LB</b>							
1/2"	58605	10	2.7	3.87	1.31	4.24	1.41
3/4"	58607	10	3.8	4.67	1.53	4.97	1.65
1"	58610	3	1.9	5.37	1.74	5.79	1.91
1 1/4"	58612	2	2.6	7.23	2.49	7.79	2.48
1 1/2"	58615	2	2.7	7.23	2.49	7.81	2.67
2"	58620	1	2.4	9.46	3.10	10.20	3.42
2 1/2"	58625	1	6	12.22	4.44	13.14	3.93
3"	58630B	1	5	12.22	4.44	13.14	4.52
3 1/2"	58635B	1	9.5	14.83	5.42	15.46	5.39
4"	58640B	1	8.5	14.83	5.42	15.46	5.39
<b>TYPE: T</b>							
1/2"	58805	5	1.6	3.87	1.31	4.82	1.40
3/4"	58807	3	1.3	4.67	1.53	5.40	1.64
1"	58810	2	1.4	5.37	1.74	6.33	1.90
1 1/4"	58812	2	3.7	7.23	2.49	8.45	2.73
1 1/2"	58815	2	3.3	7.23	2.49	8.45	2.73
2"	58820	1	2.5	9.46	3.10	10.71	3.41
2 1/2"	58825B	1	6.222	11.208	4.50	13.75	
3"	58830B	1	6.780	11.208	4.50	13.687	
3 1/2"	58835B	1	12.526	14.937	4.50	16.904	
4"	58840B	1	10.66	14.937	5.50	15.875	
<b>TYPE: LR</b>							
1/2"	58905	5	1.5	3.87	1.31	4.40	1.40
3/4"	58907	3	1.3	4.67	1.53	5.07	1.64
1"	58910	2	1.4	5.37	1.74	5.94	1.90
1 1/4"	58912	2	2.8	7.23	2.49	7.78	2.85
1 1/2"	58915	2	3.3	7.23	2.49	7.78	2.85
2"	58920	1	2.7	9.46	3.10	9.88	3.41
2 1/2"	58925B	1	6.000	12.22	4.50	13.14	4.00
3"	58930B	1	6.800	11.208	4.50	12.5	
3 1/2"	58935B	1	11.55	14.937	5.50	15.062	
4"	58940B	1	10.6375	14.937	5.50	15.187	
<b>TYPE: LL</b>							
1/2"	58305	5	1.5	3.87	1.31	4.40	1.40
3/4"	58307	3	1.3	4.67	1.53	5.07	1.64
1"	58310	2	1.4	5.37	1.74	5.94	1.90
1 1/4"	58312	2	2.8	7.23	2.49	7.87	2.85
1 1/2"	58315	2	3.1	7.23	2.49	7.87	2.85
2"	58320	1	2.7	9.46	3.10	10.20	3.41
2 1/2"	58325B	1	3	12.22	4.50	13.14	4.00
3"	58330B	1	6.592	11.208	4.50	12.5	
3 1/2"	58335B	1	10.286	14.937	5.50	15.25	
4"	58340B	1	9.8792				
<b>TYPE: C</b>							
1/2"	58405	5	1.4	3.87	1.31	4.82	1.40
3/4"	58407	3	1.3	4.67	1.53	5.50	1.64
1"	58410	2	1.2	5.37	1.74	6.44	1.90
1 1/4"	58412	2	3.3	7.23	2.49	8.45	2.73
1 1/2"	58415	2	3	7.23	2.49	8.45	2.73
2"	58420	1	2.6	9.46	3.10	10.71	3.41
2 1/2"	58425B	1	5.682	11.208	4.50	13.75	
3"	58430B	1	6.314	11.208	5.50	13.687	
3 1/2"	58435B	1	9.74	14.937	5.50	16.875	
4"	58440B	1	10.226	14.937	5.50	16.875	

**APPLICATION:** INDOORS OR OUTDOORS. Use to gain access to the interior of a raceway for wire pulling, splicing (with limitations as specified by the NEC), and maintenance. **Not listed for wet locations.** **MATERIAL:** Copper-Free Die-Cast Aluminum, Aluminum Stamped Cover and Neoprene Gasket. **CERTIFICATIONS:** TO UL AND CSA REQUIREMENTS.





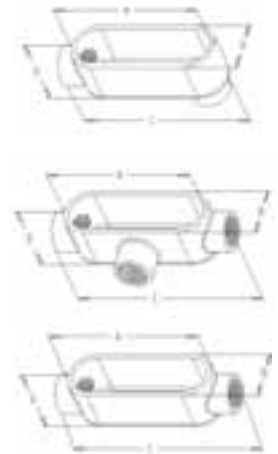
# RIGID & INTERMEDIATE METALLIC CONDUIT FITTINGS

RIGID



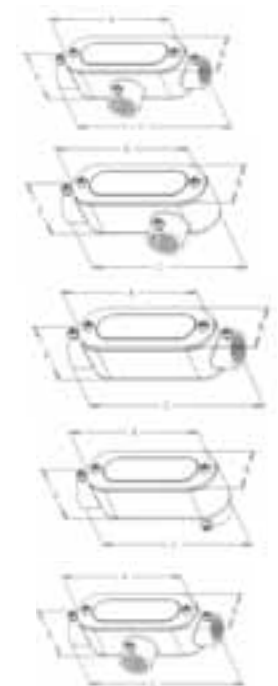
TRADE SIZE	HALEX PART #	CTN/CASE QTY	CTN/CASE WT (LBS)	DIMENSIONS (IN INCHES)			
				A	B	C	D
<b>Threaded Conduit Bodies</b>				<b>Aluminum</b>			
<i>COVER &amp; GASKET SOLD SEPARATELY</i>							
<b>TYPE: LB</b>							
1/2"	59605B	10/100	2.7/27	3.875	2.125	4.375	1.063
3/4"	59607B	10/50	3.8/19	4.625	2.438	5.125	1.344
1"	59610B	5/25	2.9/14.5	5.375	2.813	5.938	1.656
1 1/4"	59612B	2/10	2.6/13	6.625	3.750	6.875	2.250
1 1/2"	59615B	2/10	1.912/9.56	6.625	3.750	6.875	2.250
2"	59620B	1	2.016	8.500	4.125	9.219	2.938
<b>TYPE: T</b>							
1/2"	59805B	10/100	3.2/32	3.875	1.438	4.906	2.125
3/4"	59807B	10/50	4.8/24	4.625	1.688	5.500	2.344
1"	59810B	5/25	3.5/17.5	5.375	1.938	6.438	2.656
<b>TYPE: C</b>							
1/2"	59405B	10/100	2.5/25	3.875	1.438	4.906	1.063


**APPLICATION:** INDOORS OR OUTDOORS. Use to gain access to the interior of a raceway for wire pulling, splicing (with limitations as specified by the NEC), and maintenance. **Not listed for wet locations.** **MATERIAL:** Copper-Free Die-Cast Aluminum. **CERTIFICATIONS:** TO UL AND CSA REQUIREMENTS.



TRADE SIZE	HALEX PART #	CTN/CASE QTY	CTN/CASE WT (LBS)	DIMENSIONS (IN INCHES)			
				A	B	C	D
<b>RIGID/EMT Combo Conduit Bodies</b>				<b>Aluminum</b>			
<i>WITH COVER AND GASKET</i>							
<b>TYPE: LR</b>							
1/2"	56905	10	3	3.875	2.047	4.375	1.438
3/4"	56907	6	1.8	4.625	2.313	5.125	1.688
<b>TYPE: LL</b>							
1/2"	56305	10	2.7	3.875	2.047	4.375	1.438
3/4"	56307	6	1.62	4.625	2.938	5.125	1.688
<b>TYPE: C</b>							
1/2"	56405	10	2.5	3.875	1.438	4.906	1.063
3/4"	56407	6	1.5	4.625	1.688	5.500	1.344
<b>TYPE: LB</b>							
1/2"	56605	10	2.7	3.875	2.125	4.375	1.063
3/4"	56607	10	3.8	4.625	2.438	5.125	1.344
<b>TYPE: T</b>							
1/2"	56805	10	3.2	3.875	1.438	4.906	2.125
3/4"	56807	5	1.6	4.625	1.688	5.500	2.344

**APPLICATION:** INDOORS OR OUTDOORS. Use to gain access to the interior of a raceway for wire pulling, splicing (with limitations as specified by the NEC), and maintenance. **Not listed for wet locations.** **MATERIAL:** Copper-Free Die-Cast Aluminum. **MISC:** Can be used with either Rigid, IMC or EMT conduit. **CERTIFICATIONS:** TO UL AND CSA REQUIREMENTS.

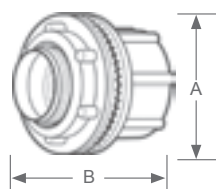




TRADE SIZE	HALEX PART #	CTN/CASE QTY	CTN/CASE WT (LBS)	DIMENSIONS (IN INCHES)		
				A	B	C
<b>Mogul Pulling Elbows - Type LB</b>				<b>Aluminum</b>		
1 1/4"	58212B	5	7	3.500	2.719	9.625
1 1/2"	58215B	2	7	5.500	4.125	14.563
2"	58220B	2	7	5.500	4.125	14.563



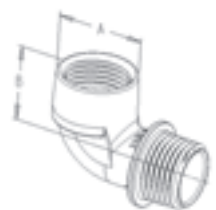
**APPLICATION:** INDOORS OR OUTDOORS. Use to gain access to the interior of a raceway for wire pulling, splicing (with limitations as specified by the NEC), and maintenance. **Not listed for wet locations.** **MATERIAL:** Copper-Free Die-Cast Aluminum. **MISC:** Allows larger access to inside of raceway for easier wire pulling. **CERTIFICATIONS:** TO UL AND CSA REQUIREMENTS.



TRADE SIZE	HALEX PART #	CTN/CASE QTY	CTN/CASE WT (LBS)	DIMENSIONS (IN INCHES)	
				A	B
<b>Water-Tight "Myers" Conduit Hubs</b>				<b>Zinc Die Cast</b>	
<i>WITH INSULATED THROAT</i>					
1/2"	91631	10	1.9	1.438	1.344
3/4"	91632	10	2.7	1.719	1.469
1"	16310	5	2.1	2.000	1.656
1 1/4"	16312	5	2.6	2.375	1.688
1 1/2"	16315	4	2.8	2.750	1.688
2"	16320	3	2.9	3.250	1.750
2 1/2"	16325B	2	3.12	3.750	2.219
3"	16330B	2	4.26	4.375	2.313
3 1/2"	16335B	1	2.6	5.000	2.375
4"	16340B	1	3.4	5.500	2.438



**APPLICATION:** INDOORS OR OUTDOORS. Use to connect Rigid or IMC conduit to a load center or other metal enclosure where a water-tight joint is required at knockouts or slip-fit holes. **MATERIAL:** Zinc Die Cast. **FEATURES:** Flame Retardant Insulated Throat. Rain, Oil and dust tight. Oversize locknut assures vibration-proof installation and positive grounding. **CERTIFICATIONS:** TO UL AND CSA REQUIREMENTS.



TRADE SIZE	HALEX PART #	CTN/CASE QTY	CTN/CASE WT (LBS)	DIMENSIONS (IN INCHES)	
				A	B
<b>90° Short Radius Elbows</b>				<b>Zinc Die Cast</b>	
1/2"	19005	20	2.1	0.98	0.96
3/4"	19007	10	1.7	1.17	1.04



**APPLICATION:** INDOORS OR OUTDOORS. Use to connect Rigid or IMC conduit to an outlet box where a close radius is desired. **MATERIAL:** Zinc Die Cast. **CERTIFICATIONS:** TO UL AND CSA REQUIREMENTS.



TRADE SIZE	HALEX PART #	CTN/CASE QTY	CTN/CASE WT (LBS)	DIMENSIONS (IN INCHES)		
				A	B	C
<b>90° Large Radius Adapter Elbows</b>				<b>Zinc Die Cast</b>		
1/2"	19205B	25	2.9	1.294	1.450	0.521
3/4"	19207B	10	1.6	1.526	1.690	0.521



**APPLICATION:** INDOORS OR OUTDOORS. Use to connect Rigid or IMC conduit to an outlet box where a large radius is desired. Use to convert any standard straight fitting to a 90° fitting. **MATERIAL:** Zinc Die Cast. **FEATURES:** Exceptional wire pulling ability. **CERTIFICATIONS:** TO UL AND CSA REQUIREMENTS.



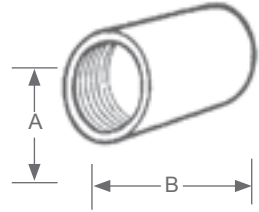


# RIGID & INTERMEDIATE METALLIC CONDUIT FITTINGS

RIGID



TRADE SIZE	HALEX PART #	CTN/CASE QTY	CTN/CASE WT (LBS)	DIMENSIONS (IN INCHES)	
				A	B
<b>Rigid Couplings</b>					
<b>Steel</b>					
1/2"	64005B	100	12	1.010	1.625
3/4"	64007B	50	9	1.250	1.640
1"	64010	10	3.2	1.525	1.970
1 1/4"	64012	5	2.1	1.869	2.030
1 1/2"	64015	5	2.9	2.155	2.060
2"	64020	4	3.2	2.650	2.125
2 1/2"	64025	1	1.7	3.250	3.190
3"	64030	1	2.1	3.870	3.315
3 1/2"	64035	1	3.4	4.500	3.410
4"	64040	1	3	4.875	3.515



**APPLICATION:** INDOORS OR OUTDOORS. Use to join threaded Rigid or IMC conduit together.  
**MATERIAL:** Galvanized Steel. **CERTIFICATIONS:** TO UL AND CSA REQUIREMENTS.

TRADE SIZE	HALEX PART #	CTN/CASE QTY	CTN/CASE WT (LBS)	DIMENSIONS (IN INCHES)	
				A	UL RADIUS

<b>90° Rigid Elbows</b>					
<b>Steel</b>					
1/2"	64105B	50	40	1.50	4.000
3/4"	64107B	50	54	1.50	4.500
1"	64110B	20	40	1.88	5.750
1 1/4"	64112B	20	60	2.00	7.250
1 1/2"	64115B	10	42	2.00	8.250
2"	64120B	10	68	2.00	9.500
2 1/2"	64125	1	12	3.00	10.500
3"	64130	1	19	3.13	13.000
3 1/2"	64135	1	28	3.25	15.000
4"	64140	1	31	3.38	16.000



**APPLICATION:** INDOORS OR OUTDOORS. Use to allow a 90° change of direction in a run of Rigid or IMC conduit. **MATERIAL:** Galvanized Steel. **CERTIFICATIONS:** TO UL AND CSA REQUIREMENTS.

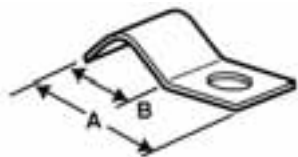
TRADE SIZE	HALEX PART #	CTN/CASE QTY	CTN/CASE WT (LBS)	DIMENSIONS (IN INCHES)	
				A	UL RADIUS

<b>45° Rigid Elbows</b>					
<b>Steel</b>					
1/2"	64205	10	5.2	1.50	4.000
3/4"	64207	10	8.2	1.50	4.500
1"	64210	25	30	1.88	5.750
1 1/4"	64212	20	40	2.00	7.250
1 1/2"	64215	15	45	2.00	8.250
2"	64220	10	50	2.00	9.500
2 1/2"	64225	1	8.8	3.00	10.500
3"	64230	1	14	3.13	13.000
3 1/2"	64235	1	20	3.25	15.000
4"	64240	1	24	3.38	16.000



**APPLICATION:** INDOORS OR OUTDOORS. Use to allow a 45° change of direction in a run of Rigid or IMC conduit. **MATERIAL:** Galvanized Steel. **CERTIFICATIONS:** TO UL AND CSA REQUIREMENTS.



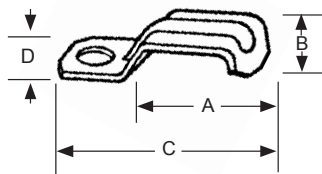


TRADE SIZE	HALEX PART #	CTN/CASE QTY	CTN/CASE WT (LBS)	DIMENSIONS (IN INCHES)	
				A	B
3/16" O.D.	26212	20 BAGS OF 50 PCS	3	0.73	0.33
1/4" O.D.	26214	10 BAGS OF 50 PCS	3	0.95	0.50

## Midget One-Hole Straps

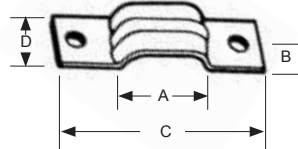
Steel

**APPLICATION:** INDOORS OR OUTDOORS. Use to secure bare solid copper wire to a working surface. **MATERIAL:** Steel, Zinc Electro-Plate.



TRADE SIZE	HALEX PART #	CTN/CASE QTY	CTN/CASE WT (LBS)	DIMENSIONS (IN INCHES)			
				A	B	C	D
<b>FITS NM CABLE</b>							
#12/2-#14/2	62171B	100/1000	1/10	0.585	0.300	1.322	0.500
<b>FITS SE AND SEU CABLE</b>							
3#8-3#4	62191B	100/1000	2/20	0.875	0.375	1.688	0.562
3#3-3#2	62192B	100/1000	2/20	1.000	0.500	1.937	0.562
3#1-3#2/0	62193B	25/250	1.8/17.5	1.250	0.750	2.500	1.000
3#3/0-3#4/0	62194B	25/250	2/20	1.500	0.812	2.812	1.000

**APPLICATION:** INDOORS OR OUTDOORS. Use to secure service entrance cable (SEU, SE) to a wood, masonry or similar surface. **MATERIAL:** Steel, Zinc Electro-Plate.



TRADE SIZE	HALEX PART #	CTN/CASE QTY	CTN/CASE WT (LBS)	DIMENSIONS (IN INCHES)			
				A	B	C	D
<b>FITS SE AND SEU CABLE</b>							
3#8-3#4	62291B	100/1000	3/30	0.875	0.375	2.375	0.750
3#3-3#2	62292B	100/1000	3/30	1.000	0.500	2.750	0.750
3#1-3#2/0	62293B	25/250	1/10	1.250	0.750	3.188	0.750
3#3/0-3#4/0	62294B	25/250	1/10	1.500	0.812	3.500	0.750

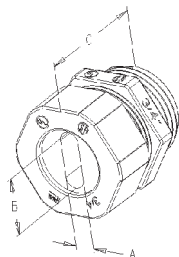
**APPLICATION:** INDOORS OR OUTDOORS. Use to secure service entrance cable (SEU, SER) to a wood, masonry or similar surface. **MATERIAL:** Steel, Zinc Electro-Plate.



TRADE SIZE	HALEX PART #	CTN/CASE QTY	CTN/CASE WT (LBS)	DIMENSIONS (IN INCHES)				
				A (MIN)	A (MAX)	B (MIN)	B (MAX)	C

## Water-Tight Connectors

Zinc Die Cast



<b>COMPRESSION TYPE (KO/CABLE SIZE)</b>				DIMENSIONS (IN INCHES)				
				A (MIN)	A (MAX)	B (MIN)	B (MAX)	C
1" / 3#6	07210	10	4	0.425	0.465	0.665	0.730	
1" / 3#4	07310B	10/100	4/34	0.465	0.545	0.730	0.860	
1 1/4" / 3#3	08112B	10/100	5/52	0.522	0.562	0.860	0.920	
1 1/4" / 3#2	08212B	10/100	5/52	0.550	0.590	0.920	0.970	
1 1/4" / 3#1	08312	10	5	0.590	0.670	0.970	1.135	
1 1/2" / 3#1/0	09115B	5/50	3/33	0.670	0.725	1.135	1.210	
1 1/2" / 3#2/0	09215	5	3	0.710	0.750	1.205	1.245	
2" / 3#2/0	10220B	5/50	4/44	0.710	0.750	1.215	1.250	
2" / 3#4/0	10420B	5/50	4/44	0.845	0.910	1.425	1.550	
2" / 3#4/0	10520B	5/50	4/44	0.910	1.005	1.550	1.600	
<b>FITS UF CABLE ONLY: #14/2, #12/2</b>								
1/2"	06605B	25/250	4.3/42.5	0.10	0.22	0.48	0.44	1.20
<b>FITS UF CABLE: #12/2, #12/3</b>								
3/4"	06607B	25/250	6.5/65	0.18	0.22	0.80	0.66	1.27

**APPLICATION:** INDOORS OR OUTDOORS. Use to secure SE/SEU cable to a metal enclosure. Use to connect UF cable to a waterproof box with a threaded hub or thru-hole (ko). **MATERIAL:** Zinc Die Cast. **PURPOSE:** For SE/SEU Flat Style cable; 2 insulated conductors, 1 bare. **CERTIFICATIONS:** TO UL AND CSA REQUIREMENTS.





# SERVICE ENTRANCE FITTINGS

SERVICE



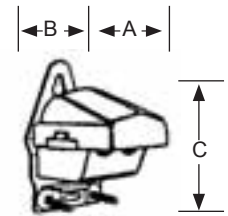
TRADE SIZE	HALEX PART #	CTN/CASE QTY	CTN/CASE WT (LBS)	DIMENSIONS (IN INCHES)		
				A	B	C
<b>Service Entrance Caps</b>				<b>Aluminum</b>		
<i>CLAMP ON TYPE</i>						
1/2"	58005	5	1.3	2.688	2.250	2.125
3/4"	58007	5	3	2.859	2.250	2.281
1"	58010	3	1.2	3.281	2.609	2.609
1 1/4"	58012B	5/25	3/14	3.250	3.094	3.094
1 1/2"	58015	3	3	4.672	3.750	3.406
2"	58020B	5	8	6.000	4.500	4.719
2 1/2"	58025	1	5	8.000	5.813	6.438
3"	58030B	1	7	8.109	6.375	6.438
3 1/2"	58035B	1	7	9.563	7.109	8.156
4"	58040B	1	7	9.344	7.953	8.156



**APPLICATION:** INDOORS OR OUTDOORS. Use in an overhead service entrance. Mounts on top of EMT, Rigid, or IMC conduit. Serves as a connecting point for the service entrance wires.  
**MATERIAL:** Copper-Free Die-Cast Aluminum. **FEATURES:** Clamp-On Style. **CERTIFICATIONS:** TO UL AND CSA REQUIREMENTS.



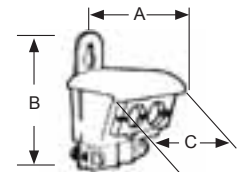
TRADE SIZE	HALEX PART #	CTN/CASE QTY	CTN/CASE WT (LBS)	DIMENSIONS (IN INCHES)		
				A	B	C
<b>Thermoplastic Service Entrance Caps</b>				<b>PVC</b>		
3#8-2	77801	5	1.3	2.000	2.719	1.969
3#1/0-2/0	77802	4	2.3	3.031	4.031	2.875
3#3/0-4/0	77803	4	2.2	3.031	4.031	2.875



**APPLICATION:** INDOORS OR OUTDOORS. Use in overhead services that utilize SEU cable. **MATERIAL:** Rigid PVC. **TYPE:** With Galvanized Steel Mounting Strap and Back Plate. **CERTIFICATIONS:** TO UL AND CSA REQUIREMENTS.



TRADE SIZE	HALEX PART #	CTN/CASE QTY	CTN/CASE WT (LBS)	DIMENSIONS (IN INCHES)		
				A	B	C
<b>Oval Service Cable Caps</b>				<b>Aluminum</b>		
3#8-#1	57499	5	2	2.000	2.969	2.172
3#1/0-4/0	57699	2	1.3	3.453	4.516	3.188



**APPLICATION:** INDOORS OR OUTDOORS. Use in overhead services that utilize SEU cable. **MATERIAL:** Copper-Free Aluminum Die-Cast **TYPE:** With cast back plate. **CERTIFICATIONS:** TO UL AND CSA REQUIREMENTS.



TRADE SIZE	HALEX PART #	CTN/CASE QTY	CTN/CASE WT (LBS)	DIMENSIONS (IN INCHES)		
				A	B	C
<b>Non-Metallic Service Entrance Cable Hoods</b>						
3#3-1	77602	2	1			
3#2/0-4/0	77604	4	2.25			

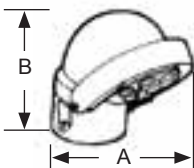
**APPLICATION:** OUTDOOR. To provide protection to service entrance cables.

NEW



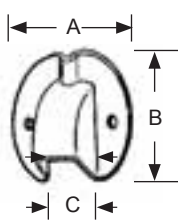
TRADE SIZE	HALEX PART #	CTN/CASE QTY	CTN/CASE WT (LBS)	DIMENSIONS (IN INCHES)		
				A	B	C
<b>PVC Service Entrance Caps</b>				<b>PVC</b>		
3/4"	77907	5	0.8			
1"	77910	5	1			
1 1/4"	77912	5	2			
1 1/2"	77915	4	2			
2"	77920	2	2			

**APPLICATION:** INDOORS OR OUTDOORS. Use in overhead service entrance. Mounts on top of PVC conduit. Serves as connecting point for service entrance wires. **MATERIAL:** PVC. **FEATURES:** Glue on type. **CERTIFICATIONS:** TO UL AND CSA REQUIREMENTS.



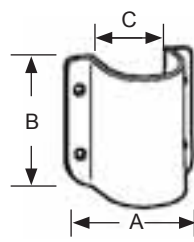
TRADE SIZE	HALEX PART #	CTN/CASE QTY	CTN/CASE WT (LBS)	DIMENSIONS (IN INCHES)	
				A	B
<b>Slip-Fit Mast Heads</b>					
<b>Aluminum</b>					
<i>FOR 200 AMP SERVICE</i>					
2 1/2"	57925	2	1.4	5.18	6.50

**APPLICATION:** INDOORS OR OUTDOORS. Use in an overhead service entrance. Mounts on top of Rigid or IMC conduit. Serves as a connecting point for the service entrance wires. **MATERIAL:** Aluminum Die-Cast. **CERTIFICATIONS:** TO UL AND CSA REQUIREMENTS.



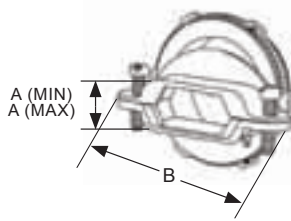
TRADE SIZE	HALEX PART #	CTN/CASE QTY	CTN/CAS WT (LBS)	DIMENSIONS (IN INCHES)		
				A	B	C
<b>Service-Cable Sill Plates</b>						
<b>Aluminum</b>						
<i>WITH 2 SCREWS</i>						
3#4-2	50599	10	2.1	3.000	2.750	1.200
<i>WITH 4 SCREWS</i>						
3#1/0-2/0	50699	3	1.8	2.750	5.500	1.620
3#3/0-4/0	50799	4	3.2	2.870	6.120	1.870

**APPLICATION:** OUTDOORS ONLY. In conjunction with sealing compound, use to protect the service entrance cable and cover the hole where it enters the dwelling. Sill plates prevent water from entering the structure. **MATERIAL:** Copper-Free Aluminum Die-Cast. **FEATURES:** With Screws and Duct Seal.



TRADE SIZE	HALEX PART #	CTN/CASE QTY	CTN/CAS WT (LBS)	DIMENSIONS (IN INCHES)		
				A	B	C
<b>Conduit Sill Plates</b>						
<b>Aluminum</b>						
<i>WITH 2 SCREWS</i>						
1/2"-3/4"	50507	15	2.4	2.600	2.352	0.972
1"	50610	10	4	3.000	2.542	1.175
<i>WITH 4 SCREWS</i>						
1 1/4"	50612	10	4	3.780	2.635	1.520
1 1/2"	50615	5	2	3.582	3.712	1.720
2"	50720	5	3	4.130	4.185	2.220

**APPLICATION:** OUTDOORS ONLY. In conjunction with sealing compound, use to protect EMT or service entrance cable and cover the hole where it enters the dwelling. Sill plates prevent water from entering a structure. **MATERIAL:** Copper-Free Aluminum Die-Cast. **FEATURES:** With Screws and Duct Seal.



TRADE SIZE	HALEX PART #	CTN/CASE QTY	CTN/CASE WT (LBS)	DIMENSIONS (IN INCHES)		
				A (MIN)	A (MAX)	B (MIN)
<b>Clamp Connectors</b>						
<b>Zinc Die Cast</b>						
1 1/4"	05312B	10/100	2.4/24	1.004	0.324	2.243
1 1/2"	05315B	5/50	1.7/17	1.094	0.384	2.847
2"	05320B	10/40	4.8/19.2	1.442	0.680	3.485

**APPLICATION:** INDOORS ONLY. In a dry location, use to connect oval service cable to steel outlet box or other metal enclosure. **MATERIAL:** Zinc Die Cast. **FEATURES:** Twin Screws. **CERTIFICATION:** TO UL AND CSA REQUIREMENTS.






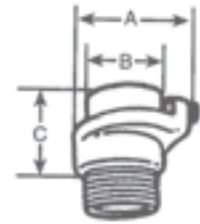
# SERVICE ENTRANCE FITTINGS

SERVICE



TRADE SIZE	HALEX PART #	CTN/CASE QTY	CTN/CASE WT (LBS)	DIMENSIONS (IN INCHES)		
				A	B	C
<b>Offset Bottom Reducers</b>				<b>Aluminum</b>		
<i>SLIPFITTER</i>						
2"	50920	15	7.8	2.87	2.00	1.75

**APPLICATION:** INDOORS OR OUTDOORS. Use to connect Rigid or IMC conduit to a metal base hub. **MATERIAL:** Aluminum Die Cast. **MISC:** Furnished with 1 1/4" pipe nipple. **CERTIFICATIONS:** TO UL REQUIREMENTS.



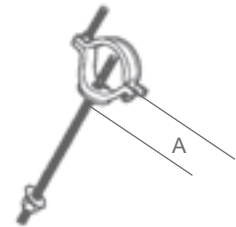
TRADE SIZE	HALEX PART #	CTN/CASE QTY	CTN/CASE WT (LBS)	DIMENSIONS (IN INCHES)
				A
<b>Conduit Supports</b>				<b>Malleable</b>
<i>LAG SCREW STYLE</i>				
2"	51320	5	1.6	2.265
2 1/2"	51325	5	1.8	2.875

**APPLICATION:** INDOORS OR OUTDOORS. Use to secure service entrance conduit to surface of building. **MATERIAL:** Malleable Iron.



TRADE SIZE	HALEX PART #	CTN/CASE QTY	CTN/CASE WT (LBS)	DIMENSIONS (IN INCHES)
				A
<b>Conduit Supports</b>				<b>Malleable</b>
<i>10" BOLT, NUT &amp; WASHER</i>				
2"	33520	6	8	2.12
2 1/2"	33525	6	8	2.50

**APPLICATION:** INDOORS OR OUTDOORS. Use to secure service entrance conduit to the surface of a building. **MATERIAL:** Malleable Iron.



**NEW**



TRADE SIZE	HALEX PART #	CTN/CASE QTY	CTN/CASE WT (LBS)	DIMENSIONS (IN INCHES)
				A
<b>Service Drop Brackets</b>				<b>Steel</b>
19/31"	58050	10	11.5	

**APPLICATION:** OUTDOORS. Use to secure service entrance pipe to the house. **MATERIAL:** Galvanized Steel for corrosion resistance. **MISC.:** 10 5/8" L, 19/32" HOLE, 2 3/8" SLOT.

**NEW**



TRADE SIZE	HALEX PART #	CTN/CASE QTY	CTN/CASE WT (LBS)	DIMENSIONS (IN INCHES)
				A
<b>Fork Bolts</b>				<b>Steel</b>
12"	58060	4	6.75	

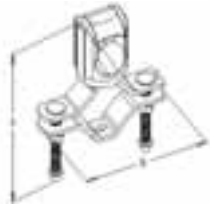
**APPLICATION:** OUTDOORS. Use to secure service entrance wires to the house. **MATERIAL:** Galvanized Steel for corrosion resistance. **FEATURES:** Pre-assembled with necessary hardware.

**NEW**



TRADE SIZE	HALEX PART #	CTN/CASE QTY	CTN/CASE WT (LBS)	DIMENSIONS (IN INCHES)
				A
<b>Roof Ties</b>				<b>Steel</b>
	58070	2	3.75	

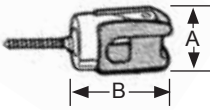
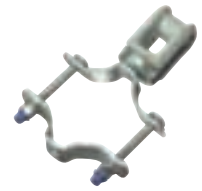
**APPLICATION:** OUTDOORS. Use to secure the cable drop to the house. **MATERIAL:** Galvanized Steel for corrosion resistance. **FEATURES:** Pre-assembled with necessary hardware for quick installation.



TRADE SIZE	HALEX PART #	CTN/CASE QTY	CTN/CASE WT (LBS)	DIMENSIONS (IN INCHES)	
				A	B
1 1/4" - 3"					
CONDUIT	<b>60525</b>	10	14	7.25	5.60

### Adjustable Porcelain Wireholder

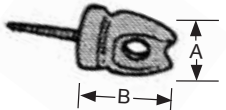
**APPLICATION:** INDOORS OR OUTDOORS. Use as a holding device for the incoming service entrance wires. Mounts to service entrance mast below the overhead service entrance cap.  
**MATERIAL:** Porcelain and Steel.



TRADE SIZE	HALEX PART #	CTN/CASE QTY	CTN/CASE WT (LBS)	DIMENSIONS (IN INCHES)	
				A	B
<b>HEAVY DUTY</b> 2 1/4" LAG	<b>60222</b>	10	7	1.875	3.094

### Porcelain Wireholder

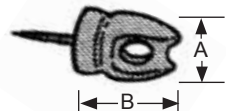
\*INCLUDES 2 1/4" LAG SCREW  
**APPLICATION:** INDOORS OR OUTDOORS. Use in overhead services to secure the incoming service entrance wires. **MATERIAL:** Porcelain and Steel.



TRADE SIZE	HALEX PART #	CTN/CASE QTY	CTN/CASE WT (LBS)	DIMENSIONS (IN INCHES)	
				A	B
<b>MEDIUM DUTY</b> 2 1/4" LAG	<b>60322</b>	10	6	1.968	3.000

### Porcelain Wireholder

INCLUDES 2 1/4" LAG SCREW  
**APPLICATION:** INDOORS OR OUTDOORS. Use in overhead services to secure the incoming service entrance wires. **MATERIAL:** Porcelain and Steel.



TRADE SIZE	HALEX PART #	CTN/CASE QTY	CTN/CASE WT (LBS)	DIMENSIONS (IN INCHES)	
				A	B
<b>LIGHT DUTY</b> 1 11/16" LAG	<b>60416</b>	10	3	1.375	2.000

### Porcelain Wireholder

INCLUDES 1 11/16" LAG SCREW  
**APPLICATION:** INDOORS OR OUTDOORS. Use in overhead services to secure the incoming service entrance wires. **MATERIAL:** Porcelain and Steel.



**NEW**

TRADE SIZE	HALEX PART #	CTN/CASE QTY	CTN/CASE WT (LBS)	DIMENSIONS (IN INCHES)	
				A	B
3/16"x3"	<b>60625</b>	1	4		

### Service Clevis Porcelain and Steel

**APPLICATION:** INDOORS OR OUTDOORS. Use to dead-end service entrance drops at either end.  
**MATERIAL:** Porcelain Insulator and Hot Dipped Galvanized Steel. **FEATURES:** 4" extension, Mounting 11/16" x 7/8".





# SERVICE ENTRANCE FITTINGS

SERVICE



TRADE SIZE	HALEX PART #	CTN/CASE QTY	CTN/CASE WT (LBS)	DIMENSIONS (IN INCHES)		
				A	B	C
<b>Service Entrance ELL</b>				<b>Aluminum</b>		
1/2"	59505	10	2.5	1.625	1.406	3.281
3/4"	59507	5	1.5	1.953	1.703	3.813
1"	59510	3	1.3	2.125	1.563	4.313
1 1/4"	59512	2	1.68	2.563	2.438	5.563
1 1/2"	59515	2	2.36	2.594	2.625	6.250
2"	59520	1	1.92	3.125	3.078	6.750

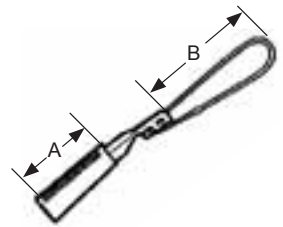


ALL SIZES INCLUDE COVER AND GASKET.

**APPLICATION:** INDOORS OR OUTDOORS. Use to gain access to the interior of a raceway for wire pulling, inspections, and maintenance. Mounts flush against structure. **MATERIAL:** Copper-Free Die Cast Aluminum. **CERTIFICATIONS:** TO UL AND CSA REQUIREMENTS.



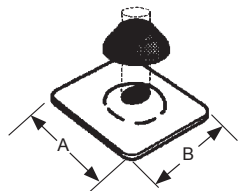
TRADE SIZE	HALEX PART #	CTN/CASE QTY	CTN/CASE WT (LBS)	DIMENSIONS (IN INCHES)	
				A	B
<b>Wedge Clamp Connectors</b>				<b>Aluminum</b>	
6-2	51061	10	1.4	3.00	5.45
4-1/0	51062	10	2.4	3.75	5.45
2/0-4/0	51063	10	2.4	3.75	5.45



**APPLICATION:** INDOORS OR OUTDOORS. Use to connect a triplex overhead service entrance cable to a mounting device or building. **MATERIAL:** Aluminum wedge and shell with stainless steel wire.



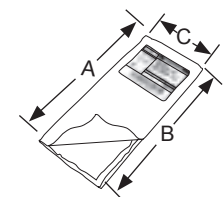
TRADE SIZE	HALEX PART #	CTN/CASE QTY	CTN/CASE WT (LBS)	DIMENSIONS (IN INCHES)	
				A	B
<b>Roof Flashing</b>				<b>Steel</b>	
1 1/4"-1 1/2"	60812	10	10.5	14.50	10.75
2"	60820	10	14	14.50	10.75
2 1/2"	60825	10	14	14.50	10.75



**APPLICATION:** OUTDOORS. Use to prevent water leaks in overhead services where conduit mast penetrates the roof surface. Slips over conduit mast and mounts to the roof. **MATERIAL:** Galvanized steel with Neoprene seal.



TRADE SIZE	HALEX PART #	CTN/CASE QTY	CTN/CASE WT (LBS)	DIMENSIONS (IN INCHES)		
				A	B	C
<b>Duct Seals</b>						
1 LB. SLUG	79910B	50	50	4.125	4.125	0.075
5 LB. SLUG	79950B	10	50	4.188	4.188	0.081



**APPLICATION:** INDOORS OR OUTDOORS. Use to seal around junction boxes, flashings, and service entrance locations. **FEATURES:** Service Temperature Range: -30°F - 100°F; Compound is pliable and noncorrosive to metals; Compound can be painted.

NEW



TRADE SIZE	HALEX PART #	CTN/CASE QTY	CTN/CASE WT (LBS)	DIMENSIONS (IN INCHES)		
				A	B	C
<b>Electric Pane Washers</b>				<b>Steel</b>		
1 1/4"x1/4"	96312	10 BAGS OF 4 PCS	1			

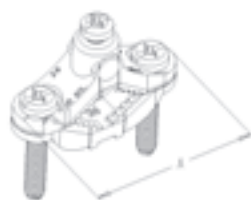
**APPLICATION:** INDOORS ONLY. Use in secure panel to a wall. **MATERIAL:** Steel. **FEATURES:** Round and takes a 1/4" bolt.



TRADE SIZE	HALEX PART #	CTN/CASE QTY	CTN/CASE WT (LBS)	DIMENSIONS (IN INCHES) A	
					<b>Bronze</b>
<b>Ground Clamps for Bare Wire With Lay-In Lug Design</b>					
<i>FOR DIRECT BURIAL (STAINLESS STEEL SCREWS)</i>					
3/8" - 1"	36910B	100	27	2.36	



**APPLICATION:** INDOORS OR OUTDOORS. Use to secure bare copper ground wire to rebar, ground rod and pipe. UL listed for direct burial and concrete. **WIRE SIZE:** #10-#2 AWG. **MATERIAL:** Bronze with Stainless Steel Screws. **FEATURES:** This new JRD is extremely versatile - fits 3/8"-1" Rebar, 1/2"-1" pipe, 1/4"-1" ground rods. Can be used for mechanically connecting 2 #8 solid wires. Use on water pipes or for direct burial - no need to stock two clamps. **Lay-In Lug feature is a tremendous labor saver - no threading through holes - just lay-in ground wire and tighten screw.** **CERTIFICATIONS:** UL LISTED FOR DIRECT BURIAL AND CONCRETE.



TRADE SIZE	HALEX PART #	CTN/CASE QTY	CTN/CASE WT (LBS)	DIMENSIONS (IN INCHES) A	
					<b>Zinc Die Cast</b>
<b>Ground Clamps for Bare Wire</b>					
1/2" - 1"	16010B	25/250	3.75/37.5	2.265	



**APPLICATION:** INDOORS OR OUTDOORS. Use to secure the bare copper ground wire to a 1/2" through 1" pipe. 36010 and 36019 can be used with 4, 6, 8 rebar and ground rods. **WIRE SIZE:** Fits #10 - #2 AWG. **CERTIFICATIONS:** TO UL AND CSA REQUIREMENTS.

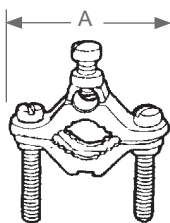
TRADE SIZE	HALEX PART #	CTN/CASE QTY	CTN/CASE WT (LBS)	DIMENSIONS (IN INCHES) A	
					<b>Bronze</b>
<b>Ground Clamps for Bare Wire</b>					
1/2" - 1"	36010B	25/250	5/48	2.281	



*FOR DIRECT BURIAL (BRONZE SCREWS)*

1/2" - 1"	36019	15	3	2.281	
-----------	-------	----	---	-------	--

**APPLICATION:** INDOORS OR OUTDOORS. Use to secure the bare copper ground wire to a 1/2" through 1" pipe. 36010 and 36019 can be used with 4, 6, 8 rebar and ground rods. **WIRE SIZE:** Fits #10 - #2 AWG. **CERTIFICATIONS:** TO UL AND CSA REQUIREMENTS.



TRADE SIZE	HALEX PART #	CTN/CASE QTY	CTN/CASE WT (LBS)	DIMENSIONS (IN INCHES) A	
					<b>Bronze</b>
<b>Ground Clamps for Bare Wire</b>					
1 1/4" - 2"	36020B	25	10	3.594	



*FOR DIRECT BURIAL (BRONZE SCREWS)*

1 1/4" - 2"	36029	25	11	UPC ON PRODUCT	3.594
-------------	-------	----	----	----------------	-------

**APPLICATION:** INDOORS OR OUTDOORS. Use to secure the bare copper ground wire to a 1 1/4"-2" pipe. **WIRE SIZE:** Fits #10 - #2 AWG. **CERTIFICATIONS:** TO UL AND CSA REQUIREMENTS.



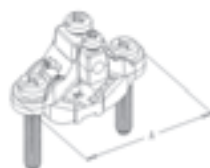
TRADE SIZE	HALEX PART #	CTN/CASE QTY	CTN/CASE WT (LBS)	DIMENSIONS (IN INCHES) A	
					<b>Bronze</b>
<b>Ground Clamps for Armored Cable</b>					
1/2" - 1"	36110	15 BAGS	3.9	2.250	



**APPLICATION:** INDOORS OR OUTDOORS. Use to secure the grounding wire to a 1/2" through 1" pipe. **WIRE SIZE:** Fits #8 - #4 AWG. **FEATURES:** Approved for direct burial. **PURPOSE:** For Armored Covered Ground Wire. **CERTIFICATIONS:** TO UL AND CSA REQUIREMENTS.

TRADE SIZE	HALEX PART #	CTN/CASE QTY	CTN/CASE WT (LBS)	DIMENSIONS (IN INCHES) A	
					<b>Bronze</b>
<b>Ground Clamps for Armored Cable</b>					
1/2" - 1"	16110	15 BAGS	3	2.220	

**APPLICATION:** INDOORS OR OUTDOORS. Use to secure Armored Covered Ground Wire to a 1/2" through 1" pipe. **WIRE SIZE:** Fits #8 - #6 AWG. **PURPOSE:** For Armored Covered Ground Wire. **CERTIFICATIONS:** TO UL AND CSA REQUIREMENTS.







# GROUNDING AND BONDING FITTINGS

GROUND



TRADE SIZE	HALEX PART #	CTN/CASE QTY	CTN/CASE WT (LBS)	DIMENSIONS (IN INCHES)	
				A	
<b>Ground Clamp with Threaded Hub</b>					
<b>Bronze</b>					
<i>1/2" HUB</i>					
1/2" - 1"	36210	10	2.8	2.230	

**APPLICATION:** INDOORS OR OUTDOORS. Use to connect grounding conductor in rigid threaded conduit to a 1/2"-1" pipe. **MATERIAL:** Bronze. **WIRE SIZE:** #8-#4 AWG. **FEATURES:** Hub accommodates 1/2" Rigid threaded conduit pipe. **CERTIFICATIONS:** TO UL AND CSA REQUIREMENTS.



TRADE SIZE	HALEX PART #	CTN/CASE QTY	CTN/CASE WT (LBS)	DIMENSIONS (IN INCHES)	
				A	
<b>Ground Clamp with Strap and Hub</b>					
<b>Bronze</b>					
<i>1/2"-1"</i>					
1/2" HUB	36310	25	10	2.281	
3/4" HUB	36320	15	5.85	2.281	

**APPLICATION:** INDOORS OR OUTDOORS. Use to connect grounding conductor in rigid threaded conduit to a 1/2"-1" pipe. **WIRE SIZE:** #8-#4 AWG. **MATERIAL:** Bronze with a 7" Copper strap and Bronze hub. **CERTIFICATIONS:** TO UL REQUIREMENTS.



TRADE SIZE	HALEX PART #	CTN/CASE QTY	CTN/CASE WT (LBS)	DIMENSIONS (IN INCHES)		
				A	B	C
<b>Ground Rod Clamps</b>						
<b>Bronze</b>						
<i>ONE SIZE FITS ALL</i>						
<b>FOR DIRECT BURIAL (STAINLESS STEEL BOLT)</b>						
1/2"-3/4"	35999B	100	14.5	1.55	0.75	0.860

**APPLICATION:** OUTDOORS. Use to connect bare copper ground wire to a driven ground rod. **MATERIAL:** Bronze with Stainless Steel Bolt. **FEATURES:** This new SRC ground rod clamp fits all size of ground rod - 1/2", 5/8" and 3/4" and accommodates wire size #10-1/0 AWG. Approved for direct burial in ground or concrete. **CERTIFICATIONS:** TO UL REQUIREMENTS.



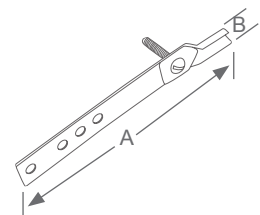
TRADE SIZE	HALEX PART #	CTN/CASE QTY	CTN/CASE WT (LBS)	DIMENSIONS (IN INCHES)		
				A	B	C
<b>Ground Rod Clamps</b>						
<b>Bronze</b>						
<b>FOR DIRECT BURIAL (BRONZE BOLT)</b>						
1/2"	35905B	50/500	3/26	1.200	0.550	0.630
5/8"	35906B	50/500	4/36	1.320	0.660	0.670
3/4"	35907	35	6	1.500	0.800	0.800

**APPLICATION:** INDOORS or OUTDOORS. Use to connect bare copper ground wire to a driven ground rod. Cannot use on Rebar. **MATERIAL:** Bronze with Bronze Bolt. **FEATURES:** Approved for direct burial in ground and concrete. **CERTIFICATIONS:** TO UL AND CSA REQUIREMENTS.



TRADE SIZE	HALEX PART #	CTN/CASE QTY	CTN/CASE WT (LBS)	DIMENSIONS (IN INCHES)	
				A	B
<b>Ground Straps</b>					
1/2" - 1"	32999	15	1.5	5.81	0.22

**APPLICATION:** INDOORS. Use to provide grounding termination points in load centers and other electrical enclosures. **MATERIAL:** Solid copper with screw.





TRADE SIZE	HALEX PART #	CTN/CASE QTY	CTN/CASE WT (LBS)	
				<b>Steel</b>
#10-32	63299	10 BOXES OF 100 PCS	5	

**APPLICATION:** INDOORS OR OUTDOORS. Use to ground a wiring device to a steel outlet box.

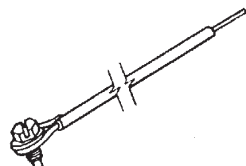


TRADE SIZE	HALEX PART #	CTN/CASE QTY	CTN/CASE WT (LBS)
------------	--------------	--------------	-------------------

## Solid Ground Wires

#14 AWG	63188	100	1
---------	-------	-----	---

**APPLICATION:** INDOORS OR OUTDOORS. Use to ground the branch wire to the wall of a metal outlet box. **FEATURES:** Captive Screw. **LENGTH:** 6.5".

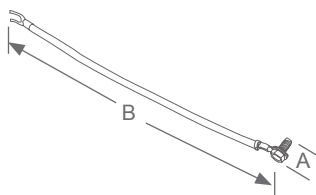


TRADE SIZE	HALEX PART #	CTN/CASE QTY	CTN/CASE WT (LBS)	DIMENSIONS (IN INCHES)	
				A	B

## Stranded Ground Wires

#12 AWG	46319	10 BAGS OF 2 PCS	0.5	0.50	6.50
---------	-------	------------------	-----	------	------

**APPLICATION:** INDOORS OR OUTDOORS. Use to ground the branch wire to the wall of a metal outlet box. **FEATURES:** Captive Screw and Clip. **LENGTH:** 8".



TRADE SIZE	HALEX PART #	CTN/CASE QTY	CTN/CASE WT (LBS)
------------	--------------	--------------	-------------------

## Ground Clips (Green) Steel

#14-#12	63099	10 BOXES OF 100 PCS	10
---------	-------	---------------------	----

**APPLICATION:** INDOORS OR OUTDOORS. Use to connect the grounding wire to the side wall of a steel outlet box. **PURPOSE:** For Non-Metallic Sheathed Cable.



TRADE SIZE	HALEX PART #	CTN/CASE QTY	SERVICE ENTRANCE	CONDUCTOR SIZES
			COPPER CONDUCTORS	ALUMINUM CONDUCTORS

## KENNY CLAMP® Compression Connectors Brass

**ALL SIZES FIT 1/2" KNOCKOUT**

#8 STR	30208B	10	#2 OR SMALLER	#1/0 OR SMALLER
#8 SOL	30218B	10	#2 OR SMALLER	#1/0 OR SMALLER
#6 STR	30206B	10	#1 TO #1/0	#2/0 OR #3/0
#6 SOL	30216B	10	#1 TO #1/0	#2/0 OR #3/0
#4 STR	30204B	10	#2/0 OR #3/0	#4/0 OR 250 KCMIL
#4 SOL	30214B	10	#2/0 OR #3/0	#4/0 OR 250 KCMIL
#2 STR	30202B	10	OVER #3/0-350 KCMIL	OVER 250 KCMIL-500 KCMIL
#1/0 STR	30210B	10	OVER 350 KCMIL-600 KCMIL	OVER 500 KCMIL- 900 KCMIL
#2/0 STR	30220B	10	OVER 600 KCMIL-1100 KCMIL	OVER 900 KCMIL-1750 KCMIL
#3/0 STR	30230B	10	OVER 600 KCMIL-1100 KCMIL	OVER 1750 KCMIL

**APPLICATION:** Ensures code compliance for grounding electrode conductor installations, and is the only UL listed connector for bonding and grounding of electrode conductors in panel boards, pad mount, dry type transformers, metallic raceways and enclosures. **MATERIAL:** Brass. **CERTIFICATIONS:** TO UL REQUIREMENTS.



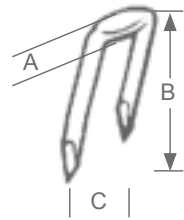


# ACCESSORIES

+ ACC



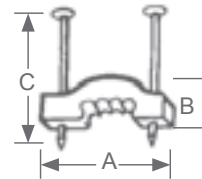
TRADE SIZE	HALEX PART #	CTN/CASE QTY	CTN/CASE WT (LBS)	DIMENSIONS (IN INCHES)		
				A	B	C
<b>Cable Staples</b>				<b>Steel</b>		
<i>FOR NON-METALLIC CABLE</i>						
#14-2, #14-3, #12-2, #12-3	61050	20 BOXES OF 500 PCS	51	0.170	1.000	0.500
#14-2, #14-3, #12-2, #12-3	61010	100 BOXES OF 100 PCS	52	0.170	1.000	0.500
<i>FOR ARMORED AND NON-METALLIC CABLE</i>						
#14-2, #14-3, #12-2, #12-3, #10-3, 2#14-2, 2#12-2	62550	20 BOXES OF 500 PCS	64	0.170	1.250	0.563
#14-2, #14-3, #12-2, #12-3, #10-3, 2#14-2, 2#12-2	62510	100 BOXES OF 100 PCS	66	0.170	1.250	0.563



**APPLICATION:** INDOORS ONLY. Use to secure non-metallic sheathed, armored or SEU cable to wood surfaces. **MATERIAL:** Steel.



TRADE SIZE	HALEX PART #	CTN/CASE QTY	CTN/CASE WT (LBS)	DIMENSIONS (IN INCHES)		
				A	B	C
<b>Plastic Insulating Staples</b>				<b>Plastic</b>		
<i>FITS NM CABLE: # 14 - #12 ;</i>						
<i>FITS UF CABLE: #14/2 - #12/2</i>						
1/2" FLAT WIRE	27209	25 BAGS OF 50 PCS	7	0.93	0.43	1.25
<i>FITS NM CABLE: # 10/2 - #8/2 ;</i>						
<i>FITS UF CABLE: # 10/2 - #8/2 ; #14/3 - #12/3</i>						
3/4" FLAT WIRE	27309	25 BAGS OF 50 PCS	8	1.31	0.40	1.25



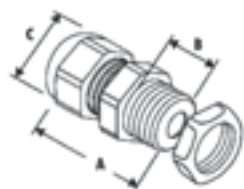
**APPLICATION:** INDOORS ONLY. Use to secure non-metallic sheathed or UF cable to wood surfaces. **MATERIAL:** Plastic with Steel Nails.



TRADE SIZE	HALEX PART #	CTN/CASE QTY	CTN/CASE WT (LBS)	DIMENSIONS (IN INCHES)		
				A (MIN)	A (MAX)	B
<b>Strain Relief Cord Connectors</b>				<b>Zinc Die Cast</b>		
<i>FITS WIRE RANGE : .190 - .260</i>						
1/2"	16911B	25	2.5	0.190	0.260	1.20
<i>FITS WIRE RANGE : .260 - .375</i>						
1/2"	16912B	25	2.5	0.260	0.375	1.20
<i>FITS WIRE RANGE : .375 - .500</i>						
1/2"	16913B	25	2.5	0.375	0.500	1.20
<i>FITS WIRE RANGE : .375 - .500</i>						
3/4"	16921B	25	3.5	0.375	0.500	1.27
<i>FITS WIRE RANGE : .500 - .625</i>						
3/4"	16922B	25	3.5	0.500	0.625	1.27
<i>FITS WIRE RANGE : .625 - .750</i>						
3/4"	16923B	25	3.5	0.625	0.750	1.27
<i>FITS WIRE RANGE : .375 - .500</i>						
1"	16930B	10	3.4	0.375	0.500	1.48
<i>FITS WIRE RANGE: .625 - .750</i>						
1"	16932	10	3.4	0.625	0.750	1.48
<i>FITS WIRE RANGE : .750 - .880</i>						
1"	16933B	10	3.4	0.750	0.880	1.48
<i>FITS WIRE RANGE .880 - .985</i>						
1"	16934B	10	3.4	0.880	0.985	1.48



**APPLICATION:** INDOORS ONLY. Use to connect S, SO, ST, SJ, SJO, and SJT cord to a steel outlet box or other metal enclosure. **MATERIAL:** Zinc Die Cast. **TYPE:** Gland Style. **CERTIFICATIONS:** TO UL AND CSA REQUIREMENTS.



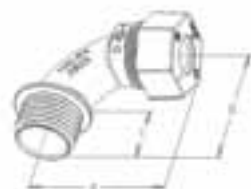
TRADE SIZE	HALEX PART #	CTN/CASE QTY	CTN/CASE WT (LBS)	DIMENSIONS (IN INCHES)		
				A	B	C

## Non-Metallic Strain Relief Cord Connectors

<b>FITS CORD RANGE : .200 - .472</b>						
1/1/2"	76913B	25	1	1.792	0.600	1.030

<b>FITS CORD RANGE : .385 - .750</b>						
3/4"	76923B	10	0.6	2.250	0.600	1.270

**APPLICATION:** INDOORS ONLY. Use to connect cord to a steel outlet box or other metal enclosure. **MATERIAL:** PVC. **TYPE:** Gland Style. **FEATURES:** Liquid-tight seal, oil-tight seal, unique grommet with gripping fingers. A sealing ring and zinc locknut are provided to assure a liquid-tight seal when installing in non-threaded openings. **CERTIFICATIONS:** TO UL AND CSA REQUIREMENTS.



TRADE SIZE	HALEX PART #	CTN/CASE QTY	CTN/CASE WT (LBS)	DIMENSIONS (IN INCHES)		
				A	B	C

## 90° (Large Radius) Strain Relief Cord Connectors

## Zinc Die Cast

<b>FITS WIRE RANGE : .190 - .260</b>						
1/2"	16811B	10	1.4	1.655	1.469	0.521

<b>FITS WIRE RANGE : .260 - .375</b>						
1/2"	16812B	10	1.4	1.655	1.469	0.521

<b>FITS WIRE RANGE : .375 - .500</b>						
1/2"	16813B	10	1.4	1.655	1.469	0.521

<b>FITS WIRE RANGE : .440 - .500</b>						
3/4"	16821B	10	2.1	1.914	1.634	0.521

<b>FITS WIRE RANGE : .500 - .625</b>						
3/4"	16822B	10	2.1	1.914	1.634	0.521

<b>FITS WIRE RANGE : .625 - .725</b>						
3/4"	16823B	10	2.1	1.914	1.634	0.521

**APPLICATION:** INDOORS ONLY. Use to connect S, SO, ST, SJ, SJO, and SJT cord to a steel outlet box or other metal enclosure. **MATERIAL:** Zinc Die Cast. **TYPE:** Gland Style. **FEATURES:** Large Radius provides minimal wire stress and easy pulling. **CERTIFICATIONS:** TO UL AND CSA REQUIREMENTS.



TRADE SIZE	HALEX PART #	CTN/CASE QTY	CTN/CASE WT (LBS)	DIMENSIONS (IN INCHES)		
				A	B	C

## Split Bolt Connectors

## Bronze

10-8	32408B	100	4	0.1475	0.4050	0.5475
8-6 SOL	32406B	100	5	0.1685	0.4055	0.6165
8-6	32404B	100	7	0.2100	0.4375	0.6780
6-2	32402B	100	11	0.3130	0.5980	0.8520
4-1/0	32310B	50	8	0.3770	0.7535	1.0085
2-2/0	32320B	25	8	0.4275	0.7915	1.0525
1-3/0	32330B	25	10	0.5375	0.9580	1.2565
1-250 MCM	32340B	25	13	0.5880	1.0410	1.3765

\* **RANGE:** Equal run and tap. Each wire size is listed for both solid and stranded unless specified. **APPLICATION:** INDOORS OR OUTDOORS. Use to connect ground wires together. For direct burial stranded unless specified and concrete. **PURPOSE:** For Copper and Copperweld Wires. **MATERIAL:** Silicon Bronze. **TYPE:** Flat Style. **CERTIFICATIONS:** TO UL AND CSA REQUIREMENTS.





# ACCESSORIES

+ ACC



TRADE SIZE	HALEX PART #	CTN/CASE QTY	CTN/CASE WT (LBS)	DIMENSIONS (IN INCHES)		
				A	B	C

## Split Bolt Connectors with Spacer Bar Bronze

**FOR COPPER TO COPPER; \*\*CAN BE USED ON ALUMINUM CONDUCTOR, BUT IS NOT UL LISTED FOR THAT APPLICATION**

**FOR COPPER TO COPPER, COPPER TO ALUMINUM, ALUMINUM TO ALUMINUM**

6-2	<b>32002B</b>	100	13	0.3155	0.6080	0.8600
-----	---------------	-----	----	--------	--------	--------

**FOR COPPER TO COPPER; \*\*CAN BE USED ON ALUMINUM CONDUCTOR, BUT IS NOT UL LISTED FOR THAT APPLICATION**

8-6 SOL	<b>32006B</b>	25	1.50	0.1670	0.3960	0.6155
8-6	<b>32004B</b>	25	2.00	0.2095	0.4375	0.6795
4-1/0	<b>31910B</b>	10	1.80	0.3785	0.7525	1.0430
2-2/0	<b>31920B</b>	25	8.00	0.4285	0.7955	1.0635
1-3/0	<b>32930B</b>	10	4.00	0.5825	1.0340	1.3725
1-250 MCM STR	<b>32940B</b>	25	13.30	0.05825	1.0340	1.3725

\* **RANGE:** Each wire size is listed for both solid and stranded unless specified. **APPLICATION:** INDOORS OR OUTDOORS. Use to connect wires together. Use oxide-inhibiting compound when connecting aluminum or ACSR (aluminum conductor steel reinforced) or aluminum to copper wires. **MATERIAL:** Silicon Bronze with Electro-Tin plated bolt, nut, spacer, and pressure bar. **MISC:** Call factory for availability of other sizes. **CERTIFICATIONS:** TO UL AND CSA REQUIREMENTS.

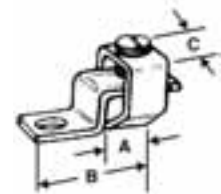


TRADE SIZE	HALEX PART #	CTN/CASE QTY	CTN/CASE WT (LBS)	DIMENSIONS (IN INCHES)		
				A	B	C

## Solderless Terminal Lugs Copper

#6-#14	<b>32606B</b>	250	7.5	NA	0.438	1.125	0.375
#8-#2	<b>32602B</b>	200	10	NA	0.500	1.438	0.500
#14-10	<b>32609B</b>	50	1.1	NA	0.281	0.938	0.313
#1/0-#8	<b>32510B</b>	100	11	NA	0.625	1.875	0.625
#4-#3/0	<b>32530B</b>	10	1.6	NA	0.750	2.250	0.750
#2-#4/0	<b>32540B</b>	10	2.4	NA	1.000	2.375	1.000

**APPLICATION:** INDOORS OR OUTDOORS. Use to connect a ground wire or wires to a metal enclosure. **MATERIAL:** Electrolytic Copper. **FEATURES:** One Hole, Single Collar. **CERTIFICATIONS:** TO UL AND CSA REQUIREMENTS.



**NEW**

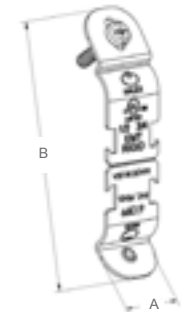


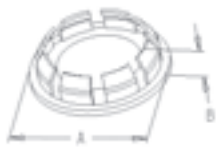
TRADE SIZE	HALEX PART #	CTN/CASE QTY	CTN/CASE WT (LBS)	DIMENSIONS (IN INCHES)	
				A	B

## Strut Pipe Clamp Steel

1/2" & 3/4"	<b>61399B</b>	25	2.93	1.25	4.90
-------------	---------------	----	------	------	------

**APPLICATION:** INDOORS OR OUTDOORS. Use this strut pipe clamp for securing 1/2" and 3/4" conduit and pipe from strut sizes 1-5/8" (41 mm) wide x minimum 13/16" (21mm) high. **MATERIAL:** Steel, Zinc Electro-Plate. **FEATURES:** One clamp fits 1/2" and 3/4" trade sizes and provides a 2-1 SKU reduction. The slanted design makes installation easier and allows pipe and conduit to be tightly spaced. **CERTIFICATIONS:** TO UL AND CSA REQUIREMENTS.





TRADE SIZE	HALEX PART #	CTN/CASE QTY	CTN/CASE WT (LBS)	DIMENSIONS (IN INCHES)	
				A	B
<b>Knock Out Seals</b>					
<b>Steel</b>					
1/2"	60705B	250/1000	3.5/14	1.078	0.359
1/2"	60795B	100/1000	1.4/14	1.078	0.359
3/4"	60707B	250/1000	4/16	1.250	0.313
3/4"	60797B	100/1000	1.6/16	1.250	0.313
1"	60710B	50/500	1/10	1.500	0.344
1 1/4"	60712	25	0.8	1.818	0.313
1 1/2"	60715	25	1.2	2.219	0.359
2"	60720	15	0.9	2.688	0.375



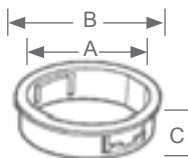
**APPLICATION:** INDOORS. Use to cover exposed knock-out holes in steel outlet boxes and other metal enclosures. **MATERIAL:** Steel; Zinc Electro-Plate.



TRADE SIZE	HALEX PART #	CTN/CASE QTY	CTN/CASE WT (LBS)	DIMENSIONS (IN INCHES)	
				A	B
<b>Switch Box Supports</b>					
<b>Zinc Plated Steel</b>					
	62700B	50 PAIR	3	2.20	5.35



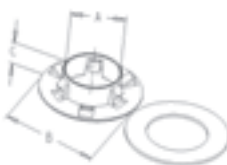
**APPLICATION:** INDOORS. Use to support attachment of an outlet box in drywall, paneling, etc., in the absence of a structure member. Installed in pairs.



TRADE SIZE	HALEX PART #	CTN/CASE QTY	CTN/CASE WT (LBS)	DIMENSIONS (IN INCHES)		
				A	B	C
<b>Snap-In Bushings</b>						
<b>Plastic</b>						
1/2"	72505B	100	0.5	0.72	0.99	0.36
3/4"	72507B	100	0.6	0.95	1.22	0.36
1"	72510B	100	0.9	1.206	1.446	0.428
2"	72520B	25	1	2.20	2.65	0.75
2 1/2"	72525B	10	0.05	2.50	2.95	0.71



**APPLICATION:** INDOORS ONLY. Use to protect non-metallic cable from damage when running cable through metal studs. **MATERIAL:** Plastic. **FEATURES:** Fits a round pre-punched metal stud opening.



TRADE SIZE	HALEX PART #	CTN/CASE QTY	CTN/CASE WT (LBS)	DIMENSIONS (IN INCHES)		
				A	B	C
<b>Universal Snap-In Bushings</b>						
<b>Polypropylene</b>						
	72599BP	250	12	1.20	2.27	0.56
	72599B	50/500	1.2/12	1.20	2.27	0.56
<b>BAGGED ITEMS</b>						
	27259	6 BAGS OF 25 PCS	6.0	1.20	2.27	0.56



**APPLICATION:** INDOORS ONLY. Use to protect non-metallic cable from damage when running cable through metal studs. **MATERIAL:** Polypropylene. **FEATURES:** Fits a variety of pre-punched metal stud openings. **CERTIFICATIONS:** TO UL AND CSA REQUIREMENTS.



# ACCESSORIES

+ ACC



TRADE SIZE	HALEX PART #	CTN/CASE QTY	CTN/CASE WT (LBS)	DIMENSIONS (IN INCHES)	
				A	B
<b>Nail Plates</b> <span style="float: right;"><b>Zinc Plated Steel</b></span>					
1 1/2" X					
2 1/2"	<b>62899</b>	50/500	3.3/33	1.50	2.50
1 1/2" X 5"	<b>62850</b>	100 PCS	12.6	1.50	5.00
1 1/2" X 5"	<b>62851B</b>	100 PCS	12.6	1.50	5.00



**APPLICATION:** INDOORS ONLY. Use to protect internal wire runs from nail punctures, as defined in the NEC Article 300.4. **MATERIAL:** Zinc plated steel.



TRADE SIZE	HALEX PART #	CTN/CASE QTY	CTN/CASE WT (LBS)	DIMENSIONS (IN INCHES)	
<b>Jack Chains</b> <span style="float: right;"><b>Zinc Plated Steel</b></span>					
12 GAUGE	<b>60010</b>	100'	6		
10 GAUGE	<b>60020</b>	100'	9		



**FEATURES:** Supports up to 29 lbs. **MATERIAL:** Zinc plated steel.




TRADE SIZE	HALEX PART #	CTN/CASE QTY	CTN/CASE WT (LBS)	DIMENSIONS (IN INCHES)
<b>"S" Hooks</b> <span style="float: right;"><b>Zinc Plated Steel</b></span>				
12 GAUGE	<b>60199</b>	100	1	1.219



**APPLICATION:** INDOORS. Use to suspend light fixtures, etc. **MATERIAL:** Zinc plated steel.



TRADE SIZE	HALEX PART #	CTN/CASE QTY	CTN/CASE WT (LBS)	DIMENSIONS (IN INCHES)	
<b>"Sky-Tie" Cable Clamps</b> <span style="float: right;"><b>Steel</b></span>					
1/2"-3/4"	<b>66207B</b>	10	3.5		
3/4"-1 1/8"	<b>66211B</b>	10	7		
2" SPECIAL	<b>25716B</b>	5	10		



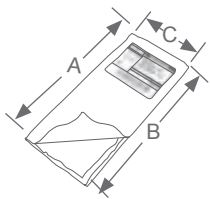
**FEATURES:** Interchangeable Two-Piece Construction; Keyhole Slots - permits assembly on cable without removal of bolts or threading of cable through fitting. Supports and anchors bus-drop cable at a 90° angle. **MATERIAL:** Stamped Steel.



TRADE SIZE	HALEX PART #	CTN/CASE QTY	CTN/CASE WT (LBS)	DIMENSIONS (IN INCHES)	
<b>Extension Springs</b> <span style="float: right;"><b>Steel</b></span>					
<b>SUPPORTS 10 - 60 LBS.</b>					
10-60 LBS	<b>66377B</b>	10	2.8		
<b>SUPPORTS 15 - 70 LBS.</b>					
10-70 LBS	<b>66388B</b>	10	2.5		
<b>SUPPORTS 25-200 LBS.</b>					
25-200 LBS	<b>66399B</b>	5	5		

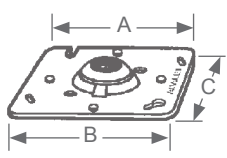


**APPLICATION:** INDOORS. Use to suspend "Sky-Tie" cable to clamp. **MATERIAL:** Steel, Zinc Electro-plate. **FEATURES:** Slips on to "Sky-Tie" at its outside bend and ties back to structural member. Ensures tautness of cable, absorbs vibration.



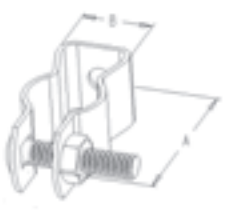
TRADE SIZE	HALEX PART #	CTN/CASE QTY	CTN/CASE WT (LBS)	DIMENSIONS (IN INCHES)		
				A	B	C
1 LB. SLUG	<b>79910B</b>	50	50	4.125	4.125	0.075
5 LB. SLUG	<b>79950B</b>	10	50	4.188	4.188	0.081

**APPLICATION:** INDOORS OR OUTDOORS. Use to seal around junction boxes, flashings, and service entrance locations. **FEATURES:** Service Temperature Range: -30°F - 100°F; Compound is pliable and noncorrosive to metals; Compound can be painted.



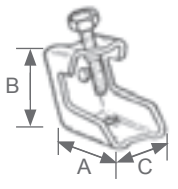
TRADE SIZE	HALEX PART #	CTN/CASE QTY	CTN/CASE WT (LBS)	DIMENSIONS (IN INCHES)		
				A	B	C
FITS 3 1/4 OR 4" OCTAGONAL OUTLET BOXES	<b>69588B</b>	25	4.1	4.125	4.125	0.075
FITS 4" SQUARE OUTLET BOXES	<b>69699B</b>	25	5	4.188	4.188	0.081

**APPLICATION:** INDOORS OR OUTDOORS. Use to secure and suspend light fixture. **FEATURES:** Self-aligning covers provide flexible suspension, assuring plumb alignment, regardless of ceiling structure or angle. Equipped with ball joint, allows fixture to swivel through an angle of 20° in any direction. **MATERIAL:** Stamped steel.



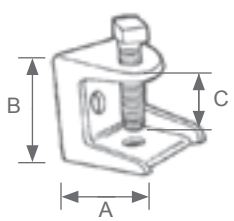
TRADE SIZE	HALEX PART #	CTN/CASE QTY	CTN/CASE WT (LBS)	DIMENSIONS (IN INCHES)			
				A	B	HW RIGID	TW EMT
0	<b>67800B</b>	100	7	1.875	0.750	3/8"-1/2"	1/2"
1	<b>67810B</b>	100	9	2.125	0.750	3/4"	3/4"
2	<b>67820B</b>	100	10	2.437	0.875	1"	1"
2 1/2	<b>67825</b>	15	1.7	2.750	0.875		1 1/4"
3	<b>67830B</b>	100	10	2.875	0.875	1 1/4"	1 1/2"
4	<b>67840B</b>	100	16	3.125	1.000	1 1/2"	
5	<b>67850B</b>	50	10	3.875	1.000	2"	2"
6	<b>67860B</b>	50	17	4.625	1.250	2 1/2"	2 1/2"
7	<b>67870B</b>	50	19.5	5.500	1.250	3"	3"
8	<b>67880B</b>	25	10.25	5.750	1.250	3 1/2"	3 1/2"
9	<b>67890B</b>	10	5.5	6.250	1.250	4"	4"

**APPLICATION:** INDOORS OR OUTDOORS. Use to secure and suspend conduit from overhead supports. **MATERIAL:** Zinc plated steel. **CERTIFICATIONS:** TO UL AND CSA REQUIREMENTS.



TRADE SIZE	HALEX PART #	CTN/CASE QTY	CTN/CASE WT (LBS)	DIMENSIONS (IN INCHES)		
				A	B	C
1/4-20	<b>65600B</b>	25/250	3.3/33	1.5	1.5	1.0

**APPLICATION:** INDOORS OR OUTDOORS. Use to secure conduit to a metal beam. Clamps on beam, girder or similar structure to provide a mounting base for attachment of a conduit hanger, either directly or by means of a threaded rod. Eliminates the need to drill a hole through the beam.



TRADE SIZE	HALEX PART #	CTN/CASE QTY	CTN/CASE WT (LBS)	DIMENSIONS (IN INCHES)		
				A	B	C
1"- 1/4-20	<b>35600B</b>	25/250	5/50	2.10	1.73	0.85
2"- 3/8-16	<b>35610B</b>	10	7	1.9375	1.75	0.875

**APPLICATION:** INDOORS OR OUTDOORS. Use to secure conduit to a metal beam. Clamps on beam, girder or similar structure to provide a mounting base for attachment of a conduit hanger, either directly or by means of a threaded rod. Eliminates the need to drill a hole through the beam.







Item No.	Page No.	Item No.	Page No.	Item No.	Page No.	Item No.	Page No.	Item No.	Page No.	Item No.	Page No.
01820	40	04212B	20	06805B	30	13405B	41	16910B	31	33205B	44
01905B	40	04215B	20	06807B	30	13407B	41	16911B	60	33207B	44
01907B	40	04220B	20	07005B	44	13410B	41	16912B	60	33520	54
01910B	40	04225B	20	07007B	44	13505B	41	16913B	60	33525	54
01912B	40	04230B	20	07010B	44	13507B	41	16914B	31	35600B	65
01915B	40	04235B	20	07012B	44	13510	41	16915B	31	35610B	65
01920B	40	04240B	20	07015B	44	13512	41	16920B	31	35905B	58
01925B	40	04403B	18	07020B	44	13605B	41	16921B	60	35906B	58
01930B	40	04403NB	18	07025B	44	13607	41	16922B	60	35907	58
01935B	40	04405B	18	07030B	44	13610	41	16923B	60	35999B	58
01940B	40	04405NB	18	07035B	44	13612	41	16930B	60	36010B	57
02005B	6	04407B	18	07040B	44	13615	41	16932	60	36019	57
02007B	6	04410B	18	07210	51	13715B	41	16933B	60	36020B	57
02105B	6	04412B	18	07310B	51	13720	41	16934B	60	36029	57
02107B	6	04415B	18	08112B	51	14205	38	19005	49	36110	57
02110B	6	04420B	18	08212B	51	14207	38	19007	49	36210	58
02112B	6	04505B	18	08312	51	14305	14	19205B	49	36310	58
02115B	6	04507B	18	09115B	51	14307	14	19207B	49	36320	58
02120B	6	04510	18	09215	51	14405	14	25716B	64	36910B	57
02125B	6, 34	04512	18	10220B	51	14407	14	26212	51	46319	59
02130B	6, 34	04515	18	10420B	51	14601B	14	26214	51	50507	53
02135B	6, 34	04520	18	10520B	51	14605	14	27209	60	50599	53
02140B	6, 34	04805B	21	11003B	19	14607	14	27259	63	50610	53
02205B	6	04807B	21	11003NB	19	15303B	15, 29	27309	60	50612	53
02207B	6	04905B	15, 21	11005B	19	15304B	15, 37	30202B	59	50615	53
02210B	6	04907B	15, 21	11005NB	19	15305B	15, 21	30204B	59	50699	53
02212B	6	04910	15, 21	11007B	19	15306B	15, 37	30206B	59	50720	53
02215B	6	05103B	26	11010B	19	15307B	15, 21	30208B	59	50799	53
02220B	6	05103NB	26	11012B	19	15803B	22, 27	30210B	59	50920	54
02225B	6, 35	05107B	26	11015B	19	15803NB	22, 27	30214B	59	51061	56
02230B	6, 35	05107NB	26	11020B	19	16010B	57	30216B	59	51062	56
02235B	6, 35	05110B	26	11025B	19	16110	57	30218B	59	51063	56
02240B	6, 35	05112B	26	11030B	19	16203B	30	30220B	59	51320	54
02705B	12	05115B	26	11035B	19	16205B	30	30230B	59	51325	54
02707B	12	05120B	26	11040B	19	16207B	30	31205B	39	53212	44
02805B	12	05205B	45	12105B	9	16210B	30	31207B	39	53220	44
02807B	12	05207B	45	12107B	9	16212B	30	31910B	62	56305	16, 48
02905B	12	05210B	45	12110B	9	16215B	30	31920B	62	56307	16, 48
02907B	12	05212B	45	12112B	9	16220B	30	32002B	62	56405	16, 48
02910	12	05215B	45	12115B	9	16310	49	32004B	62	56407	16, 48
03705B	11	05220B	45	12120B	9	16312	49	32006B	62	56605	16, 48
03707B	11	05225B	45	12125B	9, 36	16315	49	32310B	61	56607	16, 48
03905	11	05230B	45	12130B	9, 36	16320	49	32320B	61	56805	16, 48
03907	11	05235B	45	12135B	9, 36	16325B	49	32330B	61	56807	16, 48
04005B	44	05240B	45	12140B	9, 36	16330B	49	32340B	61	56905	17, 48
04007B	44	05312B	26, 53	12205B	9	16335B	49	32402B	61	56907	17, 48
04010B	44	05315B	26, 53	12207B	9	16340B	49	32404B	61	57499	52
04012B	44	05320B	26, 53	12210B	9	16405B	44	32406B	61	57699	52
04015B	44	05703B	21, 27	12212B	9	16407B	44	32408B	61	57925	53
04020B	44	05703NB	22, 27	12215B	9	16811B	61	32510B	62	58005	52
04025B	44	05803B	23	12220B	9	16812B	61	32530B	62	58007	52
04030B	44	05803NB	23	12225B	9, 36	16813B	61	32540B	62	58010	52
04203B	20	06305B	30	12230B	9, 36	16821B	61	32602B	62	58012B	52
04203NB	20	06307B	30	12235B	9, 36	16822B	61	32606B	62	58015	52
04205B	20	06605B	28, 51	12240B	9, 36	16823B	61	32609B	62	58020B	52
04205NB	20	06607B	28, 51	13205B	41	16903B	31	32930B	62	58025	52
04207B	20	06703B	22, 28	13305B	41	16905B	31	32940B	62	58030B	52
04210B	20	06703NB	23, 28	13307B	41	16907B	31	32999	58	58035B	52

Item No.	Page No.	Item No.	Page No.	Item No.	Page No.	Item No.	Page No.	Item No.	Page No.	Item No.	Page No.
58040B	52	58940B	47	61125	13, 39	62310B	7	62830B	10, 36	64310	42
58050	54	59105B	46	61130	13, 39	62312B	7	62835B	10, 36	64311	42
58060	54	59107B	46	61135B	13, 39	62315B	7	62840B	10, 36	64312	43
58070	54	59110B	46	61140B	13, 39	62320B	7	62850	64	64313	42
58212B	49	59115B	46	61205B	39	62325B	7, 34	62851B	64	64314	43
58215B	49	59120B	46	61207B	39	62330B	7, 34	62899	64	64315	43
58220B	49	59130B	46	61210B	39	62335B	7, 34	63099	59	64320	43
58305	47	59140B	46	61212B	39	62340B	7, 34	63188	59	64323	42
58307	47	59205B	46	61215B	39	62405B	7	63299	59	64325	42
58310	47	59207B	46	61220B	39	62407B	7	63505B	34	64327	42
58312	47	59210B	46	61225B	13, 39	62410B	7	63507B	34	64331	42
58315	47	59215B	46	61230	13, 39	62412B	7	63510	34	64332	42
58320	47	59220B	46	61235B	13, 39	62415B	7	63512	34	64333	42
58325B	47	59230B	46	61240B	13, 39	62420B	7	63515	34	64334	43
58330B	47	59240B	46	61399B	62	62425B	7, 35	63520	34	64335	43
58335B	47	59405B	48	61405B	13	62430B	7, 35	63610	35	64336	43
58340B	47	59505	46, 56	61407B	13	62435B	7, 35	63612	35	64338B	43
58405	47	59507	46, 56	61410B	13	62440B	7, 35	63615	35	64340B	43
58407	47	59510	46, 56	61505B	13	62505B	8	63620	35	64341	42
58410	47	59512	46, 56	61507B	13	62507B	8	64005B	50	64342	42
58412	47	59515	46, 56	61510B	13	62510	60	64007B	50	64343B	42
58415	47	59520	46, 56	61512B	13	62510B	8	64010	50	64344B	43
58420	47	59605B	48	61515B	13	62512B	8	64012	50	64345B	43
58425B	47	59607B	48	61520B	13	62515B	8	64015	50	64346B	43
58430B	47	59610B	48	61605B	13	62520B	8	64020	50	64347B	43
58435B	47	59612B	48	61607B	13	62525B	8	64025	50	64348B	43
58440B	47	59615B	48	61610B	13	62530B	8	64030	50	64349B	43
58605	47	59620B	48	61612B	13	62535B	8	64035	50	64350B	43
58607	47	59805B	48	61615B	13	62540B	8	64040	50	64351B	42
58610	47	59807B	48	61620B	13	62550	60	64105B	50	64352B	42
58612	47	59810B	48	61805B	40	62605B	8	64107B	50	64353	42
58615	47	60010	64	61807B	40	62607B	8	64110B	50	64354	43
58620	47	60020	64	61810B	40	62610B	8	64112B	50	64355B	43
58625	47	60199	64	61812B	40	62612B	8	64115B	50	64356	43
58630B	47	60222	55	61815B	40	62615B	8	64120B	50	64357B	43
58635B	47	60322	55	61820B	40	62620B	8	64125	50	64358B	43
58640B	47	60416	55	61905B	39	62625B	8	64130	50	64359B	43
58705	17	60525	55	61907B	39	62630B	8	64135	50	64360B	43
58707	17	60625	55	61910B	39	62635B	8	64140	50	64361	42
58805	47	60705B	63	61912B	39	62640B	8	64205	50	64362	42
58807	47	60707B	63	61915B	39	62700B	63	64207	50	64363	42
58810	47	60710B	63	61920B	39	62705B	10	64210	50	64364	43
58812	47	60712	63	61925B	39	62707B	10	64212	50	64365	43
58815	47	60715	63	61930B	39	62710B	10	64215	50	64366	43
58820	47	60720	63	61935B	39	62712B	10	64220	50	64367B	43
58825B	47	60795B	63	61940B	39	62715B	10	64225	50	64368B	43
58830B	47	60797B	63	62171B	29, 51	62720B	10	64230	50	64369B	43
58835B	47	60812	56	62181B	21	62725B	10, 36	64235	50	64380B	43
58840B	47	60820	56	62191B	51	62730B	10, 36	64240	50	64381B	42
58905	47	60825	56	62192B	51	62735B	10, 36	64300B	43	64382B	42
58907	47	61010	60	62193B	51	62740B	10, 36	64301B	42	64383B	42
58910	47	61050	60	62194B	51	62805B	10	64302B	42	64384B	43
58912	47	61105B	39	62291B	51	62807B	10	64303B	42	64385B	43
58915	47	61107B	39	62292B	51	62810B	10	64305	42	64386	43
58920	47	61110B	39	62293B	51	62812B	10	64306B	43	64387B	43
58925B	47	61112B	39	62294B	51	62815B	10	64307	42	64388B	43
58930B	47	61115B	39	62305B	7	62820B	10	64308B	43	64389B	43
58935B	47	61120	39	62307B	7	62825B	10, 36	64309B	43	64390B	43



Item No.	Page No.	Item No.	Page No.	Item No.	Page No.	Item No.	Page No.	Item No.	Page No.	Item No.	Page No.
64391B	42	66207B	64	72599BP	63	77915	52	86230B	31	94105B	37
64392B	42	66210B	31	74505B	33	77920	52	86235B	31	94107B	37
64393B	42	66211B	64	74507B	33	79910B	56, 65	86240B	31	94110	37
64394B	43	66212B	31	75005B	15	79950B	56, 65	86305B	30	94205B	38
64395B	43	66215B	31	75007B	15	82105B	6	86307B	30	94207B	38
64396B	43	66220B	31	75010B	15	82107B	6	86503B	32	94405	14
64397B	43	66377B	64	75012B	15	82110B	6	86505B	32	94407	14
64398B	43	66388B	64	75015B	15	82112B	6	86507B	32	94410	14
64399B	43	66399B	64	75020B	15	82115B	6	86510B	32	94505	14, 37
64405B	11	66503B	32	75101B	25	82120B	6	86512B	32	94507	14, 37
64407B	11	66505B	32	75102B	25	82125B	6, 34	86515B	32	94510	14, 37
64410B	11	66507B	32	75105B	25	82130B	6, 34	86520B	32	94705	14, 38
64412B	11	66510B	32	75107B	25	82135B	6, 34	86525B	32	94707	14, 38
64415B	11	66512B	32	75205B	45	82140B	6, 34	86530B	32	95205B	45
64420B	11	66515B	32	75207B	45	82305B	7	86535B	32	95207B	45
64425	11	66520B	32	75210B	45	82307B	7	86540B	32	95210B	45
64430	11	66903B	32	75212B	45	82310B	7	86703B	22, 28	95212B	45
64435	11	66905B	32	75215B	45	82312B	7	86903B	32	95215B	45
64440	11	66907B	32	75220B	45	82315B	7	86905B	32	95220B	45
64505	11	66910B	32	75225B	45	82320B	7	86907B	32	95225B	45
64507	11	66912B	32	75230B	45	82325B	7, 34	86910B	32	95230B	45
64510	11	66915B	32	75235B	45	82330B	7, 34	86912B	32	95235B	45
64512	11	66920B	32	75240B	45	82335B	7, 34	86915B	32	95240B	45
64515	11	67800B	65	75400	20	82340B	7, 34	86920B	32	95403NB	24
64520	11	67810B	65	75400BP	20	82705B	10	86925B	32	96203B	30
64525	11	67820B	65	75401	20	82707B	10	86930B	32	96205B	30
64530	11	67825	65	75401BP	20	82710B	10	86935B	32	96207B	30
64535	11	67830B	65	75402	20	82712B	10	86940B	32	96210B	30
64540	11	67840B	65	75402BP	20	82715B	10	87005B	44	96212B	30
64605B	43	67850B	65	75403	20	82720B	10	91003B	19	96215B	30
64607B	43	67860B	65	75403BP	20	82725B	10, 36	91005B	19	96220B	30
64608B	43	67870B	65	75404	20	82730B	10, 36	91007B	19	96225B	30
64615	43	67880B	65	75404BP	20	82735B	10, 36	91010	19	96230B	30
64617B	43	67890B	65	75803B	25	82740B	10, 36	91012	19	96235B	30
64618B	43	68205B	41	76203B	33	84205B	20	91015	19	96240B	30
64619B	43	68305B	41	76205B	33	84207B	20	91020	19	96312	56
64620B	43	68307B	41	76207B	33	84210B	20	91631	49	96361	35
64676	43	68405B	41	76210B	33	84212B	20	91632	49	96362	35
65103B	28	68407B	41	76212B	33	84215B	20	92105B	9	96903B	31
65110B	28	68410B	41	76215B	33	84220B	20	92107B	9	96905B	31
65112B	28	68505B	41	76220B	33	84403B	18	92110B	9	96907B	31
65115B	28	68507B	41	76903B	33	84405B	18	92112B	9	96910B	31
65505B	37	68510	41	76905B	33	84407B	18	92115B	9	96912B	31
65507B	37	68512B	41	76907B	33	84410	18	92120B	9	96915B	31
65510B	37	68605B	41	76910B	33	84412	18	92125B	9, 36	96920B	31
65512B	37	68607B	41	76912B	33	84415	18	92130B	9, 36	96925B	31
65515B	37	68610B	41	76913B	61	84420	18	92135B	9, 36	96930B	31
65520B	37	68612B	41	76915B	33	84805B	21	92140B	9, 36	96935B	31
65525B	37	68615	41	76920B	33	84807B	21	92505B	8	96940B	31
65530B	37	68720	41	76923B	61	85403NB	24	92507B	8		
65535B	37	69588B	65	77602	52	86203B	31	92510B	8		
65540B	37	69699B	65	77604	52	86205B	31	92512B	8		
65600B	65	72505B	63	77801	52	86207B	31	92515B	8		
65705B	23	72507B	63	77802	52	86210B	31	92520B	8		
65805B	23	72510B	63	77803	52	86212B	31	92525B	8		
66203B	31	72520B	63	77907	52	86215B	31	92530B	8		
66205B	31	72525B	63	77910	52	86220B	31	92535B	8		
66206B	31	72599B	63	77912	52	86225B	31	92540B	8		

HALEX ITEM	ARLINGTON	BP	MADISON	NEER	REGAL	T & B	TOPAZ	RACO	PECO	C-H
01820	GL200	126-S	LNS200G	GL600D		LG406	556	1248	GL-200	
01905B	DLN1	101DC	LN50	L100D	501	LN201	241			
01907B	DLN2	102DC	LN75	L200D	502	LN202	242			
01910B	DLN3	103DC	LN100	L300D	503	LN203	243			
01912B	DLN4	104DC	LN125	L400D	504	LG406	244			
01915B	DLN5	105DC	LN150	L500D	505	LN205	245			
01920B	DLN6	106DC	LN200	L600D	506	LN206	246			
01925B	DLN7	107DC	LN250	L700D	507	LN207	247			
01930B	DLN8	108DC	LN300	L800D	508	LN208	248			
01935B	DLN9	109DC	LN350	L900D	509	LN209	249			
01940B	DLN10	110DC	LN400	L1000D	510	LN210	250			
02005B	L20	225DC		92T050				2702		
02007B		226DC		92T075				2703		
02105B	820	250DC2	L21	TC601	601	TC211SC	651	2802	260	650DC
02107B	821	251DC2	L23	TC602	602	TC212SC	652	2803	261	651DC
02110B	822	252DC2	L25	TC603	603	TC213SC	653	2804	262	652DC
02112B	823	253DC2	L27	TC604	604	TC214SC	654	2805	263	653DC
02115B	824	254DC2	L29	TC605	605	TC215SC	655	2806	264	654DC
02120B	825	255DC2	L31	TC606	606	TC216SC	656	2808	265	655DC
02125B	826	256DC2	L33	TC607	607	TC217SC	657	2840	266	656DC
02130B	827	257DC2	L35	TC608	608	TC218SC	658	2842	267	657DC
02135B	828	258DC2	L37	TC609	609	TC219SC	659	2844	268	658DC
02140B	829	259DC2	L39	TC610	610	TK2110SC	660	2846	269	659DC
02205B	830	260DC	L22	TC611	611	TK211SC	661	2822	320	660DC
02207B	831	261DC	L24	TC612	612	TK212SC	662	2823	321	661DC
02210B	832	262DC	L26	TC613	613	TK213SC	663	2824	322	662DC
02212B	833	263DC	L28	TC614	614	TK214SC	664	2825	323	663DC
02215B	834	264DC	L30	TC615	615	TK215SC	665	2826	324	664DC
02220B	835	265DC	L32	TC616	616	TK216SC	666	2828	325	665DC
02225B	836	266DC	L34	TC617	617	TK217SC	667	2870	326	666DC
02230B	837	267DC	L36	TC618	618	TK218SC	668	2872	327	667DC
02235B	838	268DC	L38	TC619	619	TK219SC	667	2874	328	668DC
02240B	839	269DC	L40	TC620	620	TK2110SC	670	2876	329	669DC
02705B						TC921	161		300-90	
02707B							162		301-90	
02805B		270-DC2								
02807B										
02905B			211	TWL50		TC911SC	431		260-90	
02907B			213	TWL75		TC912SC	432		261-90	
02910							433			
03705B	890	1620DC2	L37-1	TN50		TO221	771	1762	300-0C	2400
03707B	891	1621DC2	L37-2	TN75		TO222	772	1763	301-0C	2401
03905						TO211SC	781	1952		
03907						TO212	782	1953		
04005B	6A2	1520DC	L40-1	RN50	661	HO221	111	1452	830	300DC
04007B	6A3	1521DC	L40-2	RN75	662	HO222	112	1453	831	301DC
04010B	6A4	1522DC	L40-3	RN100	663	HO223	113	1454	832	302DC
04012B	6A5	1523DC	L40-4	RN125	664	HO224	114	1455	833	303DC
04015B	6A6	1524DC	L40-5	RN150	665	HO225	115	1456	834	304
04020B	6A7	1525DC	L40-6	RN200	666	HO226	116	1458	835	305
04025B	6A8						117		836	
04030B	6A9						118		837	
04203B	L42	403DC2	L42	SC38	730	XC269	150	2191	220	707DC
04203NB		403DCS								
04205B	L421	407DC2	L42-1	SC50	731	XC270	151	2192	222	708DC
04205NB										
04207B	L422	408DC2	L42-2	SC75	732	XC272	152	2193	223	709DC
04210B	L423	410DC2	L42-3	SC100	733	XC273	153	2194	225	710DC
04212B	L424	412DC2	L42-4	SC125	734	XC274	154	2195	226	711DC
04215B	L425	414DC2	L42-5	SC150	735	XC275	155	2196	227	712DC
04220B	L426	416DC2	L42-6	SC200	736	XC276	156	2198	228	713DC
04225B	L427	417DC2	L42-7	SC250	737	XC227	157		229	714DC



# CROSS REFERENCE

CROSS REFERENCE

HALEX ITEM	ARLINGTON	BP	MADISON	NEER	REGAL	T & B	TOPAZ	RACO	PECO	C-H
04230B	L428	418DC2	L42-8	SC300	738	XC278	158		230	715DC
04235B	L429	419DC2	L42-9	SC350	739	XC278A	159		231	721DC
04240B	L4210	420DC2	L42-10	SC400	740	XC2710	160		232	722DC
04403B	GF38	519DC2	L44	GC38	671	XC240	450	2281	939	770DC
04403NB	GF38ST	519DCS								
04405B	GF50	520DC2	L44-1	GC50	672	XC241	451	2282	940	771DC
04405NB	GF50ST	520DCS								
04407B	GF75	521DC2	L44-2	GC75	673	XC242	452	2283	941	772DC
04410B	GF100	522DC2	L44-3	GC100	674	XC243	453	2284	942	773DC
04412B	GF125	523DC2	L44-4	GC125	675	XC244	454		943	774DC
04415B	GF150	524DC2	L44-5	GC150	681	XC245	455		944	775DC
04420B	GF200	525DC2	L44-6	GC200	682	XC246	456		945	776DC
04505B	GFC50	530DC	L45-1	GX50	676	XK241	461	2272	940-CPL	791DC
04507B	GFC75	531DC	L45-2	GX75	677	XK242	462	2273	941-CPL	792DC
04510	GFC100	532DC	L45-3	GX100	678	XK243	463		942-CPL	793DC
04512	GFC125	533DC	L45-4	GX125	679	XK244	464		943-CPL	794DC
04515	GFC150	534DC	L45-5	GX150	685	XK245	465		944-CPL	795DC
04520	GCF200	535DC	L45-6	GX200	686	XK246	466		945-CPL	796DC
04805B	L48	507DC2	L48-1	FC5501	654	XC221	121	2632	938	
04807B	L49	508DC2	L48-2		655		121A			
04905B	GF861	581DC	L49-1	EGC50	1611	TX201	131	1482		
04907B	GF862	582DC	L49-2	EGC75	1612	TX202	132	1483		
04910	GF863	583DC	L49-3	EGC100	1613			1484		
05103B	841	650DC2	L51	C500	6623	NC301	120	2711	135	759DC
05103NB	841ST	650DCS								
05107B	842	660DC2	L104	C750	6624	NC-302	952	2863, 2853	105R	2631
05107NB	842ST									
05110B	843	662DC2	L106	C1001R	6625	NC-303	143R	2864, 2854	106R	2632
05112B	844	664DC2	L106	C1251R	6626		144R	2855	107R	2633
05115B	848	665DC2	L107	C1501R	6627		145R	2856	108R	2670
05120B	849	666DC2	L108	C2001R	6628		146R	2858	109R	2671
05205B	460	201DC	CB50	ZB-100	631	BU201	301		351	
05207B	461	202DC	CB75	ZB-200	632	BU202	302		352	
05210B	462	203DC	CB100	ZB-300	633	BU203	303		353	
05212B	463	204DC	CB125	ZB-400		BU204	304		354	
05215B	464	205DC	CB150	ZB500		BU205	305		355	
05220B	465	206DC	CB200	ZB600		BU206	306		356	
05225B	466	207DC	CB250	ZB700		BU207	307		357	
05230B	467	208DC	CB300	ZB800		BU208	308		358	
05235B	468	209DC	CB350	ZB900		BU209	309		359	
05240B	469	210DC	CB400	ZB1000		BU210	310		360	
05312B		674DC2	L-1106	C1250	6626	NC041	954	2855		2633
05315B		675DC2	L-1107	C1500	6627	NC051	955	2856	108	2670
05320B		676DC2	L-1108	C2000	6628	NC061	956	2858	109	2671
05703B	8400	565DC2	L57	C510	623	XC280	140	2661	135-C	
05703NB	8400ST	565DCS								
05803B	845	501DC2	L58	C550	653	XC220	130	2511	130	
05803NB	845ST	845SP								
06305B										
06307B										
06605B	UF50	761UF	LWC-05014	UF50	6601	UF201	871	2462	UF-50	
06607B	UF75	762UF	LWC-07514	UF 75	6602	UF202	872		UF-75	
06703B	L16	560DC2	L67	TA38	8841	XC2200C	170		132	
06703NB	L16ST	560DCS								
06805B										
06807B										
07005B	501	1102DC	L701	CNN100	791	HA201	751	1662	332	50D
07007B	502	1103DC	L702	CNN200	792	HA202	752	1663	333	51D
07010B	503	1104DC	L703	CNN300	793	HA203	753	1664	334	52D
07012B	504	1105DC	L704	CNN400	794	HA204	754	1665	335	53D
07015B	505	1106DC	L705	CNN500	795	HA205	755	1666		54D
07020B	506	1107DC	L706	CNN600	796	HA206	756	1668		55D

HALEX ITEM	ARLINGTON	BP	MADISON	NEER	REGAL	T & B	TOPAZ	RACO	PECO	C-H
07025B	507	1108DC	L707	CNN700	797	HA207	757	1670		56D
07030B	508	1109DC	L708	CNN800	798	HA208	758	1672		57D
07035B	509	1110DC	L709	CNN900	799	HA209	759	1674		58D
07040B	510	1111DC	L710	CNN1000	800	HA210	760	1676		59D
07210	WC1006	763-6	LWC1006	WC1006	6632	WT203B	873A	2474	17CH	
07310B	WC1004	763-4	LWC1004	WC1004	6633	WT203C	873B		17DH	
08112B	WC1253	764-3	LWC1253	WC1253	6643	WT204A	874	2485	18A	
08212B	WC1252	764-2	LWC1252	WC1252	6641	WT204B	874A	2475	18B	
08312	WC1252N	764-2N	LWC1252N	WC1252N	6642	WT204C	874B			
09115B	WC1501		LWC1501	WC1501	6651	WT205A	875		152A	
09215	WC1502	765-2	LWC1502	WC1502	6652	WT205B	875A	2486	152B	
10220B	WC2002	766-2	LWC2002	WC2002	6661	WT206A	876A	2448	153A	
10420B	WC2004	766-4	LWC2004	WC2004	6663	WT206D	876C	2468	153C	
10520B	WC2004N	766-4N	LWC2004N	WC2004N	6664	WT206E	876D	2478	153C-N	
11003B	850	801DC2	L110	AC90	643	XC290	100	2691	40	724DC
11003NB	850ST	801DCS								
11005B	851	804DC2	L110-1	AC95	644	XC291	101	2692	41	736DC
11005NB	851ST									
11007B	852	806DC2	L110-2	AC96	645	XC292	102	2693	42	738DC
11010B	853	807DC2	L110-3	AC97	6463	XC293	103	2694	43	739DC
11012B	854	808DC2	L-110-4	AC98	6464	XC294	104	2695	44	740DC
11015B	855	809DC2	L110-5	AC985	6465	XC295	105	2696	45	741DC
11020B	856	810DC2	L110-6	AC99	6466	XC296	106	2698	46	742DC
11025B	857	811DC2	L110-7	AC250D	6467	XC297	107			744DC
11030B	858	812DC2	L110-8	AC300D	6468	XC298	108			745DC
11035B	859		L110-9	AC350D	6469	XC299	109			746DC
11040B	8510		L110-10	AC400D	6470	XC2910	110			747DC
12105B	800	230DC2	L121	TC501	701	TC221SC	631	2602	300	450DC
12107B	801	231DC2	L123	TC502	702	TC222SC	632	2603	301	451DC
12110B	802	232DC2	L125	TC503	703	TC223SC	633	2604	302	452DC
12112B	803	233DC2	L127	TC504	704	TC224SC	634	2605	303	453DC
12115B	804	234DC2	L129	TC505	705	TC225SC	635	2606	304	454DC
12120B	805	235DC2	L131	TC506	706	TC226SC	636	2608	305	455DC
12125B	806	236DC2	L133	TC507	707	TC227SC	637	2640	306	456DC
12130B	807	237DC2	L135	TC508	708	TC228SC	638	2642	307	457DC
12135B	8075	238DC2	L137	TC509	709	TC229SC	639	2644	308	458DC
12140B	808	239DC2	L139	TC510	710	TC2210SC	640	2646	309	459DC
12205B	810	240DC	L122	TC511	711	TK221	641	2622	310	460DC
12207B	811	241DC	L124	TC512	712	TK222	642	2623	311	461DC
12210B	812	242DC	L126	TC513	713	TK223	643	2624	312	462DC
12212B	813	243DC	L128	TC514	714	TK224	644	2625	313	463DC
12215B	814	244DC	L130	TC515	715	TK225	645	2626	314	464DC
12220B	815	245DC	L132	TC516	716	TK226	646	2628	315	465DC
12225B	816	246DC	L134	TC517	717	TK227	647	2670	316	466DC
12230B	817	247DC	L136	TC518	718	TK228	648	2672	317	467DC
12235B	8175	248DC	L138	TC519	719	TK229	649	2674	318	468DC
12240B	818	249DC	L140	TC520	720	TK2210	650	2676	319	469DC
13205B	522	1161	LRB2	RB2	8401	RB121	RB2	1142	RB75-50	251
13305B	523	1162	LRB3	RB3	8402	RB131	RB3	1143	RB100-50	252
13307B	524	1163	LRB4	RB4	8403	RB132	RB4	1144	RB100-75	260
13405B	525	1164	LRB5	RB5	8404	RB141	RB5	1145	RB125-50	253
13407B	526	1165	LRB6	RB6	8405	RB142	RB6	1146	RB125-75	261
13410B	527	1166	LRB7	RB7	8406	RB143	RB7	1147	RB125-100	268
13505B	528	1167	LRB8	RB8	8407	RB151	RB8	1148	RB150-50	254
13507B	529	1168	LRB9	RB9	8408	RB152	RB9	1149	RB150-75	262
13510	530	1169	LRB10	RB10	8409	RB153	RB10	1150	RB150-100	269
13512	531	1170	LRB11	RB11	8410	RB154	RB11	1151	RB150-125	275
13605B	532	1171		RB12	8411	RB161	RB12	1152	RB200-50	255
13607	533	1172		RB13	8412	RB162	RB13	1153	RB200-75	263
13610	534	1173	LRB14	RB14	8413	RB163	RB14	1154	RB200-100	270S
13612	535	1174	LRB15	RB15	8414	RB164	RB15	1155	RB200-125	276
13615	536	1175	LRB16	RB16	8415	RB165	RB16	1156	RB200-150	281



# CROSS REFERENCE

CROSS REFERENCE

HALEX ITEM	ARLINGTON	BP	MADISON	NEER	REGAL	T & B	TOPAZ	RACO	PECO	C-H
13715B	1275		LRB21	RWN522	8139	RB175	RB19		RB250-150	
13720	1276	1176	LRB22	RB17	8140	RB176	RB20		RB250-200	285
14205		71-DC2	L142-1							
14207		72-DC2	L142-2							
14305		51DC2	L143-1		9691	TL211	371	2762	650EMT	2410
14307		52DC2	L143-2		9692	TL212	372	2763	651EMT	
14405		61DC	L144-1	THL500	9711	TL201	381	2752	670EMT	2430
14407		62DC	L144-2	THL750	9712	TL202SC	382	2753	671EMT	2431
14605			L244-1	CPL50		TL291	341		680EMT	
14607			L244-2	CPL75		TL292	342		681EMT	
15303B	8600	280DC	L153	EFC50	520	TX210	180		685	780DC
15304B		290-S	MERSS-50				391S	1432		420
15305B	861	281DC	L153-1	EFC75	531	TX211	181		686	65
15306B		291-S	MERSS-75				392S	1433		421
15307B	862	282DC	L153-2	EFC100	532	TX212	182		687	66
15803B	846	601DC2	L158	DC5500	652	XC210	350	2611	6	2699
15803NB	846ST	601DCS								
16010B	720Z	1309DC	L160	GC5	8191	GC203	620Z		19Z	
16110	740Z	1308DC	L161			GA203	630Z			246DC
16203B	LT38	429LT2	LQ1038	LMM01	5800	LT200	470		RT-38	LT38DC
16205B	LT50	430LT2	LQ1050	LMM11	5801	LT201	471	3402	RT-50	LT50DC
16207B	LT75	431LT2	LQA1075	LMM21	5802	LT202	472		RT-75	LT75DC
16210B	LT100	432LT2	LQ1100	LMM31	5803	LT203	473		RT-100	LT100DC
16212B	LT125	433LT2	LQ1125	LMM41	5804	LT204	474		RT-125	LT125DC
16215B	LT150	434LT2	LQ1150	LMM51	5805	LT205	475		RT-150	LT150DC
16220B	LT200	435LT2	LQ1200	LMM61	5806	LT206	476		RT-200	LT200DC
16310	WH3	153DC	LWH-100	CHM100DT	403	H100SC	203	1704	WH-3	ST-3
16312	WH4	154DC	LWH-125	CHM125DT	404	H125SC	204	1705	WH-4	ST-4
16315	WH5	155DC	LWH-150	CHM150DT	405	H150SC	205	1706	WH-5	ST-5
16320	WH6	156DC	LWH-200	CHM200DT	406	H200SC	206	1708	WH-6	ST-6
16325B	WH7	157DC	LWH-250	CHM250DT	407	H250SC	207	1710	WH-7	ST-7
16330B	WH8	158DC	LWH-300	CHM300DT	408	H300SC	208	1712	WH-8	ST-8
16335B	WH9	159DC	LWH-350	CHM350DT	409	H350SC	209	1714	WH-9	ST-9
16340B	WH10	160DC	LWH-400	CHM400DT	410	H400SC	210	1716	WH-10	ST-10
16405B	260	1191DC2	L64-1		781	BS201	141		BC-500	5050
16407B		1192DC2					141A			
16811B		780-32								
16812B		780-42								
16813B		780-52								
16821B		781-42								
16822B		781-52								
16823B		781-62								
16903B	LT9038	469LT2	LQ9038	LML01	5840	LT290	490		RT-90-38	LT3890DC
16905B	LT9050	470LT2	LQ9050	LML11	5841	LT291	491		RT-90-50	LT5090DC
16907B	LT9075	471LT2	LQ9075	LML21	5842	LT292	492		RT-90-75	LT7590DC
16910B	LT90100	472LT2	LQ9100	LML31	5843	LT293	493		RT-90-100	LT-10090DC
16911B		770-32		SRA350			881			
16912B		770-42		SRA450			881A			
16913B		770-52		SRA560			881B			
16914B	LT90125	473LT2	LQ9125	LML41	5844	LT294	494		RT-90-125	LT-12590DC
16915B	LT90150	474LT2	LQ9150	LML51	5845	LT295	495		RT-90-150	LT-15090DC
16920B	LT90200	475LT2	LQ9200	LML61	5846	LT296	496		RT-90-200	LT-20090DC
16921B		771-42		SRB450			882			
16922B		771-52		SRB560			882A			
16923B		771-62		SRB650			882B			
16930B		772-22								
16932		772-32					883A			
16933B	CG100750	772-42		SRC750			883B			

HALEX ITEM	ARLINGTON	BP	MADISON	NEER	REGAL	T & B	TOPAZ	RACO	PECO	C-H
16934B	CG100875	772-52		SRC850			883C			
19005	2500		140-1			HL201SC	91		780-DC	
19007	2501		140-2			HL202SC			781-DC	
19205B										
19207B										
25716B										
26212			162						GWS-4	
26214	311		164	MS4					GWS-8	566
27209			20W-1							
27259	SB130	9882	ESGIBP			SB1216SC				
27309			30W-50							
27938	CS20 BAG	NMWH43	CG4							
30202B										
30204B										
30206B										
30208B										
30210B										
30214B										
30216B										
30218B										
30220B										
30230B										
31205B	3100	901	801	TWCL-50MN		HS401	561	1302	162	516
31207B	3101	902	802	TWCL-75MN		HS402	562	1303	163	517
31910B	A100SP		ASB-1/0	SW7			796		SB-1/0-SP	
31920B	A200SP		ASB-2/0	SW8			797		SB-2/0-SP	
31930B	A300SP		ASB-3/0	SW9A			798		SB-3/0-SP	
31940B	A250SP		ASB-4/0	SW10			799		SB-4/0-250-SP	
32002B	A2SP		ASB-2	SW6			795		SB-2-SP	
32003B			ASB-3	SW5			794		SB-3-SP	
32004B	A4SP		ASB-4	SW4			793		SB-4-SP	
32006B	A6SP		ASB-6	SW3			792		SB-6-SP	
32008B	A8SP		ASB-8	SW2			791		SB-8-SP	
32310B	A100		SB-1/0	S1/0			696		SB-1/0	
32320B	A200		SB-2/0	S2/0			697		SB-2/0	
32330B	A300		SB-3/0	S3/0			698		SB-3/0	
32340B	A250		SB-4/0	S4/0-250			699		SB-4/0-250	
32402B	A2		SB-2	S2			695		SB-2	
32403B	A3		SB-3	S3			694		SB-3	
32404B	A4		SB-4	S4			693		SB-4	
32406B	A6		SB-6	S6			692		SB-6	
32408B	A8		SB-8	S8			691		SB-8	
32510B	SLU125	CLU125	SL-125				824		SLU-125	
32530B			SL-175				825		SLU-175	
32540B			SL-225				826		SLU-225	
32602B	SLU70	CLU70	SL-709				823		SLU-70	
32606B		CLU35	SL-35				821		SLU-35	
32609B	SLU35		SL-25				820		SLU-25	
32999			GS1		8213		GS1			M-1
33205B	CB1	941	1170			CB201	481	1342	282	
33207B	CB2	942	1171			CB202	482	1343	283	CB2
33520	2350						998			
33525	2850						998			
35600B	MBC25	951	26	BC260		510	122	2524	902	529
35610B	MBC27	953	27			502	123	2538	903L	533
35905B	780	GRC50	GRC1	RC500	8215		411		52B	
35906B	781	GRC63	GRC2	RC625	8216		412		53B	
35907	782	GRC75	GRC3	RC750	8217		413		54B	
35999B										





# CROSS REFERENCE

CROSS REFERENCE

HALEX ITEM	ARLINGTON	BP	MADISON	NEER	REGAL	T & B	TOPAZ	RACO	PECO	C-H
36010B	720B	1309B	L160B	GC1	8168	GC003	626A	2504	19B	
36019	720DB	DB1309	L160-DB	GC1DB	8176		620DB		B19B	
36020B	721B	1313B	L180-2B	GC2	8169		626B	2505	59B	
36029					8175				B59B	
36110	740B	1308B			8172		630B		39B	
36210	730B	1325B	L162-B		8178		621	2512	7C	
36310		1325BH	L160-1BH		8241					
36320		1330BH	L160-2BH		8242					
36910B	717DB	RB-16								
46319			GSP							
50507	SP360						591			
50599	PVC85	937-C	1900						1	
50610	SP362						593			
50612	SP363						594		192	
50615	SP364									
50699	663									
50720	SP365								194	
50799	664		ME14				596			
50920			2200							
51061		WGC-1	WC2-6				1005			
51062		WGC-2	WC1/0-4				1006			
51063		WGC-3					1007			
51320			P26				1000			
51325										
53212										
53220										
56305		LL-41CGC	LLLA-50CB							LL15-MTC
56307		LL-42CGC	LLLA-75CB							LL25-MTC
56405		C-41CGC	LCLA-50CB							C15-MTC
56407		C-42CGC	LCLA-75CB							C25-MTC
56605		LB-41CGC	LBLA-50CB							LB15-MTC
56607		LB-42CGC	LBLA-75CB							LB25-MTC
56805		T-41CGC	LTLA-50CB							T15-MTC
56807		T-42CGC	LTLA-75CB							T25-MTC
56905		LR-41CGC	LRLA-50CB							LR15-MTC
56907		LR-42CGC	LRLA-75CB							LR25-MTC
57305B		LL31	LLE-50	LL50SS	8721	BLL-1	ELL1	EBLL-1	LL-50AE	LL15-MT
57307B		LL32	LLE-75	LL75SS	8722	BLL-2	ELL2	EBLL-2	LL-75AE	LL25-MT
57310B		LL33	LLE-100	LL100SS	8723	BLL-3	ELL3	EBLL-3	LL-100AE	LL35-MT
57312B		LL34	LLE-125	LL125SS	8724	BLL-4	ELL4	EBLL-4	LL-125AE	LL45-MT
57315B		LL35	LLE-150	LL150SS	8725	BLL-5	ELL5	EBLL-5	LL-150AE	LL55-MT
57320B		LL36	LLE-200	LL200SS	8726	BLL-6	ELL6	EBLL-6	LL-200AE	LL65-MT
57499	660	1200	90	SEC192		SC1000	707	2430	4L	
57605B		LB31	LBE-50	LB50SS	8701	BLB-1	ELB1	EBLB-1	LB-50AE	LB15-MT
57607B		LB32	LBE-75	LB75SS	8702	BLB-2	ELB2	EBLB-2	LB-75AE	LB25-MT
57610B		LB33	LBE-100	LB100SS	8703	BLB-3	ELB3	EBLB-3	LB-100AE	LB35-MT
57612B		LB34	LBE-125	LB125SS	8704	BLB-4	ELB4	EBLB-4	LB-125AE	LB45-MT
57615B		LB35	LBE-150	LB150SS	8705	BLB-5	ELB5	EBLB-5	LB-150AE	LB55-MT
57620B		LB36	LBE-200	LB200SS	8706	BLB-6	ELB6	EBLB-6	LB-200AE	LB65-MT
57699	662	1221	92	SEC194		SC2001	708	2440	4XL-AL	
57705B		LR31	LRE-50	LR50SS	8711	BLR-1	ELR1	EBLR-1	LR-50AE	LR15-MT
57707B		LR32	LRE-75	LR75SS	8712	BLR-2	ELR2	EBLR-2	LR-75AE	LR25-MT
57710B		LR33	LRE-100	LR100SS	8713	BLR-3	ELR3	EBLR-3	LR-100AE	LR35-MT
57712B		LR34	LRE-125	LR125SS	8714	BLR-4	ELR4	EBLR-4	LR-125AE	LR45-MT
57715B		LR35	LRE-150	LR150SS	8715	BLR-5	ELR5	EBLR-5	LR-150AE	LR55-MT
57720B		LR36	LRE-200	LR200SS	8716	BLR-6	ELR6	EBLR-6	LR-200AE	LR65-MT
57925	129	1257MT	L809M	1053			706		717	EHMT4
58005	140	1251	L800CL	ECO100	8661	SH101	731	2402	700	EHC-1
58007	141	1252	L801CL	ECO101	8662	SH102	732	2403	701	EHC-2
58010	142	1253	L802CL	ECO102	8663	SH103	733	2404	702	EHC-3

HALEX ITEM	ARLINGTON	BP	MADISON	NEER	REGAL	T & B	TOPAZ	RACO	PECO	C-H
58012B	143	1254	L803CL	ECO103	8664	SH104	734	2405	703	EHC-4
58015	144	1255	L804CL	ECO104	8665	SH105	735	2406	704	EHC-5
58020B	145	1256	L805CL	ECO105	8666	SH106	736	2408	705	EHC-6
58025	146	1257	L806CL	ECO106	8667	SH107	737	2410	706	EHC-7
58030B	147	1258	L807CL	ECO107	8668	SH108	738	2412	707	EHC-8
58035B	148	1259	L808CL	ECO108	8669	SH109	739	2414	708	EHC-9
58040B	149	1260	L809CL	ECO109	8670	SH110	740	2416	709	EHC-10
58050										
58060										
58070										
58212B		MLB-44	LBMO-125	LB6X-125A	8797	MALB-4	MLBCG4	MOLB-4		
58215B		MLB-45	LBMO-150	LB6X-150A	8798	MALB-5	MLBCG4	MOLB-5		
58220B		MLB-46	LBMO-200	LB6X-200A	8799	MALB-6	MLBCG6	MOLB-6		
58305	950LLCG	LL-41CG	LLLA50	LL50ACG	8821A	DALL-1-CG	LL1CG	EALL-1CG	LLC-50A	LL15-CGN
58307	951LLCG	LL-42CG	LLLA75	LL75ACG	8822A	DALL-2-CG	LL2CG	EALL-2CG	LLC-75A	LL25-CGN
58310	952LLCG	LL-43CG	LLLA100	LL100ACG	8823A	DALL-3-CG	LL3CG	EALL-3CG	LLC-100A	LL35-CGN
58312	953LLCG	LL-44CG	LLLA125	LL125ACG	8824A	DALL-4-CG	LL4CG		LLC-125A	LL45-CGN
58315	954LCG	LL-45CG	LLLA150	LL150ACG	8825A	DALL-5-CG	LL5CG		LLC-150A	LL55-CGN
58320	955LLCG	LL-46CG	LLLA200	LL200ACG	8826A	DALL-6-CG	LL6CG		LLC-200A	LL65-CGN
58325B		LL-47CG	LLLA250	LL250ACG		DALL-7-CG	LL7CG			LL75-CGN
58330B		LL-48CG	LLLA300	LL300ACG		DALL-8-CG	LL8CG			LL85-CGN
58335B		LL-49CG	LLLA350	LL350ACG		DALL-9-CG	LL9CG			LL95-CGN
58340B		LL-50CG	LLLA400	LL400ACG		DALL-10-CG	LL10CG			LL105-CGN
58405	970CCG	C-41CG	LCLA50	C50ACG	8831A	DAC-1-CG	C1CG	EAC-1CG	CC-50A	C15-CGN
58407	971CCG	C-42CG	LCLA75	C75ACG	8832A	DAC-2-CG	C2CG	EAC-2CG	CC-75A	C25-CGN
58410	972CCG	C-43CG	LCLA100	C100ACG	8833A	DAC-3-CG	C3CG	EAC-3CG	CC-100A	C35-CGN
58412	973CCG	C-44CG	LCLA125	C125ACG	8834A	DAC-4-CG	C4CG		CC-125A	C45-CGN
58415	974CCG	C-45CG	LCLA150	C150ACG	8835A	DAC-5-CG	C5CG		CC-150A	C55-CGN
58420	975CCG	C-46CG	LCLA200	C200ACG	8836A	DAC-6-CG	C6CG		CC-200A	C65-CGN
58425B		C-47CG	LCLA250	C250ACG		DAC-7-CG	C7CG			C75-CGN
58430B		C-48CG	LCLA300	C300ACG		DAC-8-CG	C8CG			C85-CGN
58435B		C-49CG	LCLA350	C350ACG		DAC-9-CG	C9CG			C95-CGN
58440B		C-50CG	LCLA400	C400ACG		DAC-10-CG	C10CG			C105-CGN
58525B										
58530B										
58605	930LBCG	LB-41CG	LBLA50	LB50ACG	8801A	DALB-1-CG	LB1CG	EALB-1CG	LBC-50A	LB15-CGN
58607	931LBCG	LB-42CG	LBLA75	LB75ACG	8802A	DALB-2-CG	LB2CG	EALB-2CG	LBC-75A	LB25-CGN
58610	932LBCG	LB-43CG	LBLA100	LB100ACG	8803A	DALB-3-CG	LB3CG	EALB-3CG	LBC-100A	LB35-CGN
58612	933LBCG	LB-44CG	LBLA125	LB125ACG	8804A	DALB-4-CG	LB4CG	EALB-4CG	LBC-125A	LB45-CGN
58615	934LBCG	LB-45CG	LBLA150	LB150ACG	8805A	DALB-5-CG	LB5CG	EALB-5CG	LBC-150A	LB55-CGN
58620	935LBCG	LB-46CG	LBLA200	LB200ACG	8806A	DALB-6-CG	LB6CG	EALB-6CG	LBC-200A	LB65-CGN
58625	936LBCG	LB-47CG	LBLA250	LB250ACG		DALB-7-CG	LB7CG		LBC-250A	LB75-CGN
58630B	937LBCG	LB-48CG	LBLA300	LB300ACG		DALB-8-CG	LB8CG		LBC-300A	LB85-CGN
58635B	938LBCG	LB-49CG	LBLA350	LB350ACG		DALB-9-CG	LB9CG		LBC-350A	LB95-CGN
58640B	939LBCG	LB-50CG	LBLA400	LB400ACG		DALB-10-CG	LB10CG		LBC-400A	LB105-CGN
58705		LB-31	LBELA-50			DBLB-1-C		EBLB-1CG		LB15-MTC
58707		LB-32	LBELA-75			DBLB-2-C		EBLB-2CG		LB25-MTC
58710B		LB-33	LBELA-100			DBLB-3-C		EBLB-3CG		LB35-MTC
58725B		LB-37				BLB-7				LB75-MTC



# CROSS REFERENCE

CROSS REFERENCE

HALEX ITEM	ARLINGTON	BP	MADISON	NEER	REGAL	T & B	TOPAZ	RACO	PECO	C-H
58805		T-41CG	LTLA50	T50ACG	8841A	DAT-1-CG	T1CG	EAT-1CG	TC-50A	T15-CGN
58807		T-42CG	LTLA75	T75ACG	8842A	DAT-2-CG	T2CG	EAT-2CG	TC-75A	T25-CGN
58810	942TCG	T-43CG	LTLA100	T100ACG	8843A	DAT-3-CG	T3CG	EAT-3CG	TC-100A	T35-CGN
58812	943TCG	T-44CG	LTLA125	T125ACG	8844A	DAT-4-CG	T4CG	EAT-4CG	TC-125A	T45-CGN
58815	944TCG	T-45CG	LTLA150	T150ACG	8845A	DAT-5-CG	T5CG	EAT-5CG	TC-150A	T55-CGN
58820	945TCG	T-46CG	LTLA200	T200ACG	8846A	DAT-6-CG	T6CG	EAT-6CG	TC-200A	T65-CGN
58825B		T-47CG	LTLA250	T250ACG		DAT-7-CG	T7CG			T75-CGN
58830B		T-48CG	LTLA300	T300ACG		DAT-8-CG	T8CG			T85-CGN
58835B		T-49CG	LTLA350	T350ACG		DAT-9-CG	T9CG			T95-CGN
58840B		T-50CG	LTLA400	T400ACG		DAT-10-CG	T10CG			T105-CGN
58905	960LRCG	LR-41CG	LRLA50	LR50ACG	8811A	DALR-1-CG	LR1CG	EALR-1CG	LRC-50A	LR15-CGN
58907	961LRCG	LR-42CG	LRLA75	LR75ACG	8812A	DALR-2-CG	LR2CG	EALR-2CG	LRC-75A	LR25-CGN
58910	962LRCG	LR-43CG	LRLA100	LR100ACG	8813A	DALR-3-CG	LR3CG	EALR-3CG	LRC-100A	LR35-CGN
58912	963LRCG	LR-44CG	LRLA125	LR125ACG	8814A	DALR-4-CG	LR4CG		LRC-125A	LR45-CGN
58915	964LRCG	LR-45CG	LRLA150	LR150ACG	8815A	DALR-5-CG	LR5CG		LRC-150A	LR55-CGN
58920	965LRCG	LR-46CG	LRLA200	LR200ACG	8816A	DALR-6-CG	LR6CG		LRC-200A	LR65-CGN
58925B		LR-47CG	LRLA250	LR250ACG		DALR-7-CG	LR7CG			LR75-CGN
58930B		LR-48CG	LRLA300	LR300ACG		DALR-8-CG	LR8CG			LR85-CGN
58935B		LR-49CG	LRLA350	LR350ACG		DALR-9-CG	LR9CG			LR95-CGN
58940B		LR-50CG	LRLA400	LR400ACG		DALR-10-CG	LR10CG			LR105-CGN
59105B	990	SG61	LF50	FG50	8871	GKV1	581	EGKV-1	VG-50	GASK015
59107B	991	SG62	LF75	FG75	8872	GKV2	582	EGKV-2	VG-75	GASK025
59110B	992	SG63	LF100	FG100	8873	GKV3	583	EGKV-3	VG-100	GASK035
59115B	993	SG64	LF125	FG125	8874	GKV4	584	EGKV-4	VG125	GASK045
59120B	994	SG66	LF200	FG200	8876	GKV5	585	EGKV-5	VG-200	GASK065
59130B		SG67	LF250	FG250	8857	GKN6		EGKN-6	VG-250	GAS-K085N
59140B		SG69	LF350	FG400	8859	GKN7		EGKN-7	VG-350	GAS-K095N
59205B	980	SC41	LA50	BS50A	8861	SCV1	571	ESCV-1	AC-50	150
59207B	981	SC42	LA75	BS75A	8862	SCV2	572	ESCV-2	AC-75	250
59210B	982	SC43	LA100	BS100A	8863	SCV3	573	ESCV-3	AC-100	350
59215B	983	SC44	LA125	BS125A	8864	SCV4	574	ESCV-4	AC-125	450
59220B	984	SC46	LA200	BS200A	8866	SCV5	575	ESCV-5	AC-200	650
59230B		SC47	LA250	BS250A	8867	SCV6	577	ESCV-6	AC-250	8500
59240B		SC49	LA350	BS350A	8869	SCV7	579	ESCV-7	AC-350	9500
59405B		C-41	LC50	C50A	8831	AC-1-RD	C1	EAC-1	C-50A	C15
59505	920SLB	1025	L900	SLB50	8771	ASLB1	211	EASLB-1CG	730	SLB1
59507	921SLB	1026	L901	SLB75	8772	ASLB2	212	EASLB-2CG	731	SLB2
59510	922SLB	1027	L902	SLB100	8773	ASLB3	213	EASLB-3CG	732	SLB3
59512	923SLB	1028	L903	SLB125	8774	ASLB4	214	EASLB-4CG	733	SLB4
59515	924SLB	1029	L904	SLB150	8775	ASLB5	215	EASLB-5CG	734	SLB5
59520	925SLB	1030	L905	SLB200	8776	ASLB6	216	EASLB-6CG	735	SLB6
59605B	930LB	LB41	LB50	LB50	8801	ALB-1	LB1	EALB-1	LB-50A	LB15
59607B	931LB	LB42	LB75	LB75	8802	ALB-2	LB2	EALB-2	LB-75A	LB25

HALEX ITEM	ARLINGTON	BP	MADISON	NEER	REGAL	T & B	TOPAZ	RACO	PECO	C-H
59610B	932LB	LB43	LB100	LB100	8803	ALB-3	LB3	EALB-3	LB-100A	LB35
59612B	933LB	LB44	LB125	LB125	8804	ALB-4	LB4	EALB-4	LB-125A	LB45
59615B	934LB	LB45	LB150	LB150	8805	ALB-5	LB5	EALB-5	LB-150A	LB55
59620B	935LB	LB46	LB200	LB200	8806	ALB-6	LB6	EALB-6	LB-200A	LB65
59805B	940T	T41	LT50	TC50	8841	AT-1	T1	EAT-1	T-50A	T15
59807B	941T	T42	LT75	TC75	8842	AT-2	T2	EAT-2	T-75A	T25
59810B	942T	T43	LT100	TC100	8843	AT-3	T3	EAT-3	T-100A	T35
60010	JC12	701	W12	JC12S			298S		JC-12	
60020			W10				299B		JC-10	
60199	SH1	705	W11	SH100			300A		SH-12	
60222	616	RWH-1	P16	1402			1003		B3627	
60322	612		P15	2700			1002			
60416			P12				1001		B3625	
60525	610	MWH-1	P18	1401			999		AWH-300	
60625										
60705B	900	1691	150	KO50	8971	BL111	KO50	1042	20	337
60707B	901	1692	151	KO75	8972	BL112	KO51	1043	21	338
60710B	902	1693	152	KO100	8973	BL113	KO52	1044	22	337
60712	903	1694	153	KO125	8974	BL114	KO53	1045	23	338
60715	904	1695	154	KO150	8975	BL115	KO54	1046	24	339
60720	905	1696	155	KO200	8976	BL116	KO55	1048	25	340
60795B	900	1691	150	KO50	8971	BL111	KO50	1042	20	335
60797B	901	1692	151	KO75	8972	BL112	KO51	1043	21	336
60812	624	RF-125	P38	NC1069			984			
60820	625	RF-200	P40	NC1070			986		RF2	
60825	626	RF-250	P41	1071			987		RF25	
61010	ST41		30-1	SN400			183		RS10-100	
61050	ST415		30-5	SN405			184		RS10-500	
61105B	340	901S	701	1801	8321	HS101	531	1332	162-S	410
61107B	341	902S	702	1802	8322	HS102	532	1333	163-S	411
61110B	342	903S	703	1803	8323	HS103	533	1334	164-S	412
61112B	343	904S	704	1804	8324	HS104	534	1335	165-S	413
61115B	344	905S	705	1805	8325	HS105	535	1336	166-S	414
61120	345	906S	706	1806	8326	HS106	536	1338	167-S	415
61125	346	907S	1707	1807	8327	HS107	517	1337	168-S	206
61130	347	908S	1708	1808	8328	HS108	518	1339	169-S	207
61135B	348	909S	1709	1809	8329	HS109	519	1340	170-S	208
61140B	349	910S	1710	1810	8330	HS110	520	1341	171-S	209
61205B	350	1901	124	TH1801	8341	HS901	541	2232	TH-162S	496-3
61207B	351	1902	125	TH1802	8342	HS902	542	2233	TH-163S	496-4
61210B	352	1903	126	TH1803	8343	HS903	543	2234	TH-164S	496-5
61212B	353	1904	127	TH1804	8344	HS904	544	2235	TH-165S	496-6
61215B	354	1905	128	TH1805	8345	HS905	545	2236	TH-166S	496-7
61220B	355	1906	129	TH1806	8346	HS906	546	2238	TH-167S	496-8
61225B	356	1907	130	TH1807	8347	HS907	527	2239	TH-168S	496-9
61230	357	1908	131	TH1808	8348	HS908	528	2240	TH-169S	496-10
61235B	358	1909	132	TH1809	8349	HS909	529	2241	TH-170S	496-11
61240B	359	1910	133	TH1810	8350	HS910	530	2242	TH-171S	496-12
61405B	NS1	920NS	1600	NS901	8291	N101SC	DS1	2252	NSF-1	
61407B	NS2	921NS	1605	NS902	8292	N102SC	DS2	2253	NSF-2	
61410B	NS3	922NS	1615	NS903	8293	N103SC	DS3	2254	NSF-3	
61505B	370	920S	1701	1901	8301	TS101	511	2082	180-S	200
61507B	371	921S	1702	1902	8302	TS102	512	2083	181-S	201
61510B	372	922S	1703	1903	8303	TS103	513	2084	182-S	202
61512B	373	923S	1704	1904	8304	TS104	514	2085	183-S	203
61515B	374	924S	1705	1905	8305	TS105	515	2086	184-S	204
61520B	375	925S	1706	1906	8306	TS106	516	2088	185-S	205
61605B	360	1920	1124	TH1901	8311	TS901	521	2092	TH-180S	497-1
61607B	361	1921	1125	TH1902	8312	TS902	522	2093	TH-181S	497-2
61610B	362	1922	1126	TH1903	8313	TS903	523	2094	TH-182S	497-3
61612B	363	1923	1127	TH1904	8314	TS904	524	2095	TH-183S	497-4
61615B	364	1924	1128	TH1905	8315	TS905	525	2096	TH-184S	497-5



# CROSS REFERENCE

## CROSS REFERENCE

HALEX ITEM	ARLINGTON	BP	MADISON	NEER	REGAL	T & B	TOPAZ	RACO	PECO	C-H
61620B	365	1925	1129	TH1906	8316	TS906	526	2098	TH-185S	497-6
61805B	SL50	141	LNS-50-I	LS100	801-S	LS101	711	1202	201SL	SL1
61807B	SL75	142	LNS-75-I	LS200	802-S	LS102	712	1203	202SL	SL2
61810B	SL100	143	LNS-100-I	LS300	803-S	LN103	713	1204	203SL	SL3
61812B	SL125	144	LNS-125-I	LS400	804-S	LS104	714	1205	204SL	SL4
61815B	SL150	145	LNS-150-I	LS500	805-S	LS105	715	1206	205SL	SL5
61820B	SL200	146	LNS-200-I	LS600	806-S	LS106	716	1208	206SL	SL6
61905B	401	101	LNS-50	L100	801	LN101SC	281	1192	201	11X
61907B	402	102	LNS-75	L200	802	LN102	282	1193	202	12X
61910B	403	103	LNS-100	L300	803	LN103	283	1194	203	13X
61912B	404	104	LNS-125	L400	804	LN104	284	1195	204	14X
61915B	405	105	LNS-150	L500	805	LN105	285	1196	205	15X
61920B	406	106	LNS-200	L600	806	LN106	286	1198	206	16X
61925B	407	107	LNS-250	L700	807	LN107	287	1197	207	17X
61930B	408	108	LNS-300	L800	808	LN108	288	1199	208	18X
61935B	409	109	LNS-350	L900	809	LN109	289	1200	209	19X
61940B	410	110	LNS-400	L1000	810	LN110	290	1201	210	20X
62171B	370		134-1				510RX		188A	
62181B	310	890-MC	699	BX50	8300		510BX		BX-50	
62191B	301	881-SE	261	1704	8273	SE100	501	2441	188C	3-8S, 3-6S,3-4S
62192B	303	882-SE	262	1702	8274	SE101	502	2442	188D	3-2S
62193B	313S	883-SE	263	1710	8275	SE102	503	2443	188E	3-10S, 3-20S
62194B	314S	884-SE	264	1740	8276	SE103	504	2444	188F	3-30S, 3-40S
62291B	C STRAP	1881-SE	220		8283	SE900	506		TH-188C	
62292B	E STRAP	1882-SE	221		8284	SE901	507		TH-188D	
62293B	H STRAP	1883-SE	222		8285	SE902	508		TH-188E	
62294B	K STRAP	1884-SE	223		8286	SE903	509		TH-188F	
62305B		250	MEC-750	7050S	7601	TC111A	651S	2902	260ST	650S
62307B		251	MEC-751	7075S	7602	TC112A	652S	2903	261ST	651S
62310B		252	MEC-752	7100S	7603	TC113A	653S	2904	262ST	652
62312B		253	MEC-753	7125S	7604	TC114A	654S	2905	263ST	653
62315B		254	MEC-754	7150S	7605	TC115A	655S	2906	264ST	654
62320B		255	MEC-755	7200S	7606	TC116A	656S	2908	265ST	655
62325B		256	MEC-756	7250S	7607	TC117A	657S	2940	266ST	656
62330B		257	MEC-757	7300S	7608	TC118A	658S	2942	267ST	657
62335B		258	MEC-758	7350S	7609	TC119A	659S	2944	268ST	658
62340B		259	MEC-759	7400S	7610	TC1110A	660S	2946	269ST	659
62405B		260	MEC-760	6050S	7611	TK111A	661S	2922	320ST	660S
62407B		261	MEC-761	6075S	7612	TK112A	662S	2923	321ST	661S
62410B		262	MEC-762	6100S	7613	TK113A	663S	2924	322ST	662
62412B		263	MEC-763	6125S	7614	TK114A	664S	2925	323ST	663
62415B		264	MEC-764	6150S	7615	TK115A	665S	2926	324ST	664
62420B		265	MEC-765	6200S	7616	TK116A	666S	2928	325ST	665
62425B		266	MEC-766	6250S	7617	TK117A	667S	2950	326ST	666
62430B		267	MEC-767	6300S	7618	TK118A	668S	2952	327ST	667
62435B		268	MEC-768	6350S	7619	TK119A	669S	2954	328ST	668
62440B		269	MEC-769	6400S	7620	TK1110A	670S	2956	329ST	669
62505B	820RT	250SRT	MECR-750	7050SR		TC111A-RT		2902		650RT
62507B	821RT	251SRT	MECR-751	7075SR		TC112A-RT		2903		651RT
62510	ST45		31-1	SN1000			193		RS25-100	
62510B	822RT	252SRT	MECR-752	7100SR		TC113A-RT		2904RT		652RT
62512B	823RT	253SRT	MECR-753	7125SR		TC114A-RT		2905RT		653RT
62515B	824RT	254SRT	MECR-754	7150SR		TC115A-RT		2906RT		654RT
62520B	825RT	255SRT	MECR-755	7200SR		TC116A-RT		2908RT		655RT
62525B	826RT	256SRT	MECR-756	7250SR		TC117A-RT		2940RT		656RT
62530B	827RT	257SRT	MECR-757	7300SR		TC118A-RT		2942RT		657RT
62535B	828RT	258SRT	MECR-758	7350SR		TC119A-RT		2944RT		
62540B	829RT	259SRT	MECR-759	7400SR		TC1110A-RT		2946RT		

HALEX ITEM	ARLINGTON	BP	MADISON	NEER	REGAL	T & B	TOPAZ	RACO	PECO	C-H
62550	ST455		31-5	SN1050			194		RS25-500	
62605B	830RT	260SRT	MECR-760	6050SR		TK111A-RT		2922RT		660RT
62607B	831RT	261SRT	MECR-761	6075SR		TK112A-RT		2923RT		661RT
62610B	832RT	262SRT	MECR-762	6100SR		TK113A-RT		2924RT		662RT
62612B	833RT	263SRT	MECR-763	6125SR		TK114A-RT		2925RT		663RT
62615B	834RT	264SRT	MECR-764	6150SR		TK115A-RT		2926RT		664RT
62620B	835RT	265SRT	MECR-765	6200SR		TK116A-RT		2928RT		665RT
62625B	836RT	266SRT	MECR-766	6250SR		TK117A-RT		2950RT		666RT
62630B	837RT	267SRT	MECR-767	6300SR		TK118A-RT		2952RT		667RT
62635B	838RT	268SRT	MECR-768	6350SR		TK119A-RT		2954RT		
62640B	839RT	269SRT	MECR-769	6400SR		TK1110A-RT		2956RT		
62700B	SBS	722	102	HI102			199		150	
62705B		230	MES-750	4050S	7701	TC121A	631S	2002	300ST	450S
62707B		231	MES-751	4075S	7702	TC122A	632S	2003	301ST	451
62710B		232	MES-752	4100S	7703	TC123A	633S	2004	302ST	452
62712B		233	MES-753	4125S	7704	TC124A	634S	2005	303ST	453
62715B		234	MES-754	4150S	7705	TC125A	635S	2006	304ST	454
62720B		235	MES-755	4200S	7706	TC126A	636S	2008	305ST	455
62725B		236	MES-756	4250S	7707	TC127A	637S	2140	306ST	456
62730B		237	MES-757	4300S	7708	TC128A	638S	2142	307ST	457
62735B		238	MES-758	4350S	7709	TC129A	639S	2144	308ST	458
62740B		239	MES-759	4400S	7710	TC1210A	640S	2146	309ST	459
62805B		240	MES-760	5050S	7711	TK121A	641S	2022	310ST	460
62807B		241	MES-761	5075S	7712	TK122A	642S	2023	311ST	461
62810B		242	MES-762	5100S	7713	TK123A	643S	2024	312ST	462
62812B		243	MES-763	5125S	7714	TK124A	644S	2025	313ST	463
62815B		244	MES-764	5150S	7715	TK125A	645S	2026	314ST	464
62820B		245	MES-765	5200S	7716	TK126A	646S	2028	315ST	465
62825B		246	MES-766	5250S	7717	TK127A	647S	2150	316ST	466
62830B		247	MES-767	5300S	7718	TK128A	648S	2152	317ST	467
62835B		248	MES-768	5350S	7719	TK129A	649S	2154	318ST	468
62840B		249	MES-769	5400S	7720	TK1210A	650S	2156	319ST	469
62850							188			
62899	SP100	732SP	43	SP100	8297	CP1	189	2710	KPA	
63099			GC				GC99		GC	
63188			GSW						GP	
63299							48		GS	
63505B		3000	MNT-2750	31-050	601	HC401	261	1802	960	CPR1
63507B		3001	MNT-2751	31-075	602	HC402	262	1803	961	CPR2
63510		3002	MNT-2752	31-100		HC-403	263	1804	962	CPR3
63512		3003	MNT-2753	31-125		HC-404	264	1805	963	CPR4
63515		3004	MNT-2754	31-150		DC-405	265	1806	964	CPR5
63520		3005	MNT-2755	31-200		HC-406	266	1808	965	CPR6
63610		3102	MNT-2762	30-100		HK-403	253	1824	982	CPR23
63612		3103	MNT-2763	30-125		HK-404	254	1825	983	CPR24
63615		3104	MNT-2764	30-150		HK-405	255	1826	984	CPR25
63620		3105	MNT-2765	30-200		HK-406	256	1828	985	CPR26
64005B			RC-50				51		P105	
64007B			RC-75				52		P107	
64010			RC-100				53		P110	
64012			RC-125				54		P112	
64015			RC-150				55		P115	
64020			RC-200				56		P120	
64025			RC-250				57		P125	
64030			RC-300				58		P130	
64035			RC-350				59		P135	
64040			RC-400				60		P140	
64105B			ELR-5090				61		P1905	
64107B			ELR-7590				62		P1907	
64110B			ELR-10090				63		P1910	
64112B			ELR-12590				64		P1912	



# CROSS REFERENCE

CROSS REFERENCE

HALEX ITEM	ARLINGTON	BP	MADISON	NEER	REGAL	T & B	TOPAZ	RACO	PECO	C-H
64115B			ELR-15090				65		P1915	
64120B			ELR-20090				66		P1920	
64125			ELR-25090				67		P1925	
64130			ELR-30090				68		P1930	
64135			ELR-35090				69		P1935	
64140			ELR-40090				70		P1940	
64205			ELR-5045				11		P1405	
64207			ELR-7545				12		P1407	
64210			ELR-10045				13		P1410	
64212			ELR-12545				14		P1412	
64215			ELR15045				15		P1415	
64220			ELR20045				16		P1420	
64225			ELR25045				17		P1425	
64230			ELR30045				18		P1430	
64235			ELR35045				19		P1435	
64240			ELR40045				20		P1440	
64300B			N-4001200				641012		P14012	
64301B			N-501200				645112		P10512	
64302B			N-751200				645212		P10712	
64303B			N-1001200				645312		P11012	
64305			N-50CL				6451		P10500	1500
64306B			N-2001200				645612		P12012	
64307			N-75CL				6452		P10700	1508
64308B			N-1251200				645412		P11212	
64309B			N-3501200				645912		P13512	
64310			N-100CL				6453		P11000	1515
64311			N-50150				6451112		P10515	1501
64312			N-125CL				6454		P11200	1522
64313			N-100200				64532		P11020	1516
64314			N-125200				64542		P11220	
64315			N-150CL				6455		P11500	1529
64320			N-200CL				6456		P12000	1536
64323			N-100250				6453212		P11025	
64325			N-50200				64512		P10520	1502
64327			N-75200				64522		P10720	1509
64331			N-50300				64513		P10530	1503
64332			N-75300				64523		P10730	1510
64333			N-100300				64533		P11030	1517
64334			N-125300				64543		P11230	1524
64335			N-150300				64553		P11530	1531
64336			N-200300				64563		P12030	1538
64338B			N-300300				64583		P13030	1550
64340B			N-400400				64104		P14040	
64341			N-50400				64514		P10540	1504
64342			N-75400				64524		P10740	1511
64343B			N-100400				64534		P11040	1518
64344B			N-125400				64544		P11240	1525
64345B			N-150400				64554		P11540	1532
64346B			N-200400				64564		P12040	1539
64347B			N-250400				64574		P12540	1545
64348B			N-300400				64584		P13040	1551
64349B			N-350400				64594		P13540	
64350B			N-400500				64105		P14050	
64351B			N-50500				64515		P10550	1505
64352B			N-75500				64525		P10750	1512
64353			N-100500				64535		P11050	1519
64354			N-125500				64545		P11250	1526
64355B			N-150500				64555		P11550	1533
64356			N-200500				64565		P12050	1540
64357B			N-250500				64575		P12550	1546
64358B			N-300500				64585		P13050	1552
64359B			N-350500				64595		P13550	

HALEX ITEM	ARLINGTON	BP	MADISON	NEER	REGAL	T & B	TOPAZ	RACO	PECO	C-H
64360B			N-400600				64106		P14060	
64361			N-50600				64516		P10560	1506
64362			N-75600				64526		P10760	1513
64363			N-100600				64536		P11060	1520
64364			N-125600				64546		P11260	1527
64365			N-150600				64556		P11560	1534
64366			N-200600				64566		P12060	1541
64367B			N-250600				64576		P12560	1547
64368B			N-300600				64586		P13060	1553
64369B			N-350600				64596		P13560	
64380B			N-400800				64108		P14080	
64381B			N-50800				64518		P10580	1507
64382B			N-75800				64528		P10780	1514
64383B			N-100800				64538		P11080	1521
64384B			N-125800				64548		P11280	1528
64385B			N-150800				64558		P11580	1535
64386			N-200800				64568		P12080	1542
64387B			N-250800				64578		P12580	1548
64388B			N-300800				64588		P13080	1554
64389B			N-350800				64598		P13580	
64390B			N-4001000				641010		P14010	
64391B			N-501000				645110		P10510	
64392B			N-751000				645210		P10710	
64393B			N-1001000				645310		P11010	
64394B			N-1251000				645410		P11210	
64395B			N-1501000				645510		P11510	
64396B			N-2001000				645610		P12010	
64397B			N-2501000				645710		P12510	
64398B			N-3001000				645810		P13010	
64399B			N-3501000				645910		P13510	
64405B			ELE-5090				81		P3905	
64407B			ELE-7590				82		P3907	
64410B			ELE-10090				83		P3910	
64412B			ELE-12590				84		P3912	
64415B			ELE-15090				85		P3915	
64420B			ELE-20090				86		P3920	
64425			ELE-25090				87		P3925	
64430			ELE-30090				88		P3930	
64435			ELE-35090				89		P3935	
64440			ELE-40090				89A		P3940	
64505			ELE-5045				21		P3405	
64507			ELE-7545				22		P3407	
64510			ELE-10045				23		P3410	
64512			ELE-12545				24		P3412	
64515			ELE-15045				25		P3415	
64520			ELE-20045				26		P3420	
64525			ELE-25045				27		P3425	
64530			ELE-30045				28		P3430	
64535			ELE-35045				29		P3435	
64540			ELE-40045				30		P3440	
64605B			N-1501200				645512		P11512	
64607B			N-2501200				645712		P12512	
64608B			N-3001200				645812		P13012	
64615			N-150200				64552		P11520	
64617B			N-250CL				6457		P12500	1543
64618B			N-300CL				6458		P13000	1549
64619B			N-350CL				6459		P13500	
64620B			N-400CL				6410		P12070	
64676							64565		P12070	
65103B	BT50	642	L15	RX50		NC850	441		136	
65110B	BT75	643	L16	RX75		NC851	442		137	
65112B	BT125	644	L17	RX125		NC852	444		138	





# CROSS REFERENCE

CROSS REFERENCE

HALEX ITEM	ARLINGTON	BP	MADISON	NEER	REGAL	T & B	TOPAZ	RACO	PECO	C-H
65115B	BT150	645	L18	RX150		NC853	445		139	
65505B	200	1121	L-500	TPC50		EK401	851	1502	370	190M
65507B	201	1122	L-501	TPC75		EK402	852	1503	371	191
65510B	202	1123	L-502	TPC100		EK403	853	1504	372	192
65512B	203	1124	L-503	TPC125		EK404	854	1505	373	193
65515B	204	1125	L-504	TPC150		EK405	855	1506	374	194
65520B	205	1126	L-505	TPC200		EK406	856	1508	375	195
65525B	206	1127	L-506	TPC250		EK407	857	1510	376	196
65530B	207	1128	L-507	TPC300		EK408	858	1512	377	197
65535B	208	1129	L-508	TPC350		EK409	859	1514	378	198
65540B	209	1130	L-509	TPC400		EK410	860	1516	379	199
65600B	BC25	951S	25	BC250		BC1TB	122S	2500	902S	529-S
65705B		AMC-50	MAFC-50		7750	XC731	AMC1	2800	MC-50	QLD50S
65805B		AMC-52	MAFC-52		7652		AMC12	2715	MC-50D	QLD50D
66203B		429-SLT	MSTR-38	4QS38		LT100		3401	RT-38S	LT-38
66205B		430-SLT	MSTR-50	4QS50		LT101		3402	RT-50S	LT-50
66206B		431-SLT	MSTR-75	4QS75		LT102		3403	RT-75S	LT-75
66207B										
66210B		432-SLT	MSTR-100	4QS100		LT103		3404	RT-100S	LT-100
66211B										
66212B		433-SLT	MSTR-125	4QS125		LT104		3405	RT-125S	LT-125
66215B		434-SLT	MSTR-150	4QS150		LT105		3406	RT-150S	LT-150
66220B		435-SLT	MSTR-200	4QS200		LT106		3408	RT-200S	LT-200
66377B										
66388B										
66399B										
66503B		449-SLT	MSTR-3845	4QS438		LT450		3441	RT-45-38S	LT-3845
66505B		450-SLT	MSTR-5045	4QS450		LT451		3442	RT-45-50S	LT-5045
66507B		451-SLT	MSTR-7545	4QS475		LT452		3443	RT-45-75S	LT-7545
66510B		452-SLT	MSTR-10045	4QS4100		LT453		3444	RT-45-100S	LT-10045
66512B		453-SLT	MSTR-12545	4QS4125		LT454		3445	RT-45-125S	LT-12545
66515B		454-SLT	MSTR-15045	4QS4150		LT455		3446	RT-45-150S	LT-15045
66520B		455-SLT	MSTR-20045	4QS4200		LT456		3448	RT-45-200S	LT-20045
66903B		469-SLT	MSTR-3890	4QS938		LT490		3421	RT-90-38S	LT-3890
66905B		470-SLT	MSTR-5090	4QS950		LT491		3422	RT-90-50S	LT-5090
66907B		471-SLT	MSTR-7590	4QS975		LT492		3423	RT-90-75S	LT-7590
66910B		472-SLT	MSTR-10090	4QS9100		LT493		3424	RT-90-100S	LT-10090
66912B		473-SLT	MSTR-12590	4QS9125		LT494		3425	RT-90-125S	LT-12590
66915B		474-SLT	MSTR-15090	4QS9150		LT495		3426	RT-90-150S	LT-15090
66920B		475-SLT	MSTR-20090	4QS9200		LT496		3428	RT-90-200S	LT-20090
67800B	2000	2100	0-WBA	CH050B	8361H	6H0B	601	2052	H50WB	0-B
67810B	2010	2110	1-WBA	CH100B	8362H	6H1B	602	2053	H75WB	1-B
67820B	2020	2120	2-WBA	CH200B	8363H	6H2B	603	2054	H100WB	2-B
67825	2025	2125	2-1/2-WBA	CH250B	8364H	6H2DB	604A	2041	H125AWB	2 1/2-B
67830B	2030	2130	3-WBA	CH300B	8365H	6H3B	604	2055	H125WB	3-B
67840B	2040	2140	4-WBA	CH400B	8366H	6H4B	605	2056	H150WB	4-B
67850B	2050	2150	5-WBA	CH500B	8367H	6H5B	606	2058	H200WB	5-B
67860B	2060	2160	6-WBA	CH600B	8368H	6H6B	607	2057	H250WB	6-B
67870B	2070	2170	7-WBA	CH700B	8369H	6H7B	608	2059	H300WB	7-B
67880B	2080	2180	8-WBA	CH800B	8370H	6H8B	609	2060	H350WB	8-B
67890B	2090	2190	9-WBA	CH900B	792	6H9B	610	2061	H400WB	9-B
68205B	RW1	1061	MR2	RW503	8120	WA121	900	1365	RW75-50	342
68305B	RW2	1062	MR3	RW504	8121	WA131	901	1366	RW100-50	343
68307B	RW3	1063	MR4	RW505	8122	WA132	902	1367	RW100-75	344
68405B	RW4	1064	MR5	RW506	8123	WA141	903	1368	RW125-50	345
68407B	RW5	1065	MR6	RW507	8124	WA142	904	1369	RW125-75	346
68410B	RW6	1066	MR7	RW508	8125	WA143	905	1370	RW125-100	347
68505B	RW7	1067	MR8	RW509	8126	WA151	906	1371	RW150-50	348
68507B	RW8	1068	MR9	RW510	8127	WA152	907	1372	RW150-75	349
68510	RW9	1069	MR10	RW511	8128	WA153	908	1373	RW150-100	350S
68512B	RW10	1070	MR11	RW512	8129	WA154	909	1374	RW150-125	351
68605B	RW11	1071	MR12	RW513	8130	WA161	910	1375	RW200-50	352

HALEX ITEM	ARLINGTON	BP	MADISON	NEER	REGAL	T & B	TOPAZ	RACO	PECO	C-H
68607B	RW12	1072	MR13	RW514	8131	WA162	911	1376	RW200-75	353
68610B	RW13	1073	MR14	RW515	8132	WA163	912	1377	RW200-100	354
68612B	RW14	1074	MR15	RW516	8133	WA164	913	1378	RW200-125	355
68615	RW15	1075	MR16	RW517	8134	WA165	914	1379	RW200-150	356
68720	RW21	1081	MR22	523	8140	WA176	920	1383	RW250-200	365
69588B		SFR-75	MFHR50-75							
69699B		SFS-75	MFHS50-75							
69900										
72505B	4400	9791	170							
72507B	4401	9792	171							
72510B	4402	9793	172							
72520B	4405	9796	175							
72525	4406	9797								
72599B	SB130	9882	ESGI			SB1216SC				
72599BP	SB130	9882	ESGIM			SB1216SC				
74505B										
74507B										
75005B	EMT50	TWB-51								
75007B	EMT75	TWB-52								
75010B	EMT100	TWB53								
75012B	EMT125	TWB54								
75015B	EMT150	TWB55								
75020B	EMT200	TWB56								
75101B	NM841	620-NM	ME-3201	NST50	9301	3300	460	4713	CCC50	
75102B	NM842	621-NM	ME-3202			3202				
75105B	NM940	619-NM	1200			NC501SC				
75107B	NM95	625-NM	1202			NC502SC				
75205B	440	321	CPB-50	PB100	931	BU501	831	1402	501	931
75207B	441	322	CPB-75	PB200	932	BU502	832	1403	502	932
75210B	442	323	CPB-100	PB300	933	BU503	833	1404	503	933
75212B	443	324	CPB-125	PB400	934	BU504	834	1405	504	934
75215B	444	325	CPB-150	PB500	935	BU505	835	1406	505	935
75220B	445	326	CPB-200	PB600	936	BU506	836	1408	506	936
75225B	446	327	CPB-250	PB700	937	BU507	837	1410	507	937
75230B	447	328	CPB-300	PB800	938	BU508	838	1412	508	938
75235B	448	329	CPB-350	PB900	939	BU509	839	1414	509	939
75240B	449	330	CPB-400	PB1000	940	BU510	840	1416	510	940
75400	AS0	1000	3010	AS0	9310	IT100SC	0		383	
75400BP	AS0	1000	3010-B	AS0		IT100SC	0B		383	
75401	AS1	1001	3011	AS1	9311	IT101	1		384	
75401BP	AS1	1001	3011-B	AS1		IT101	1B		384	
75402	AS2	1002	3012	AS2	9312	IT102	2		385	
75402BP	AS2	1002	3012-B	AS2		IT102	2B		385	
75403	AS3	1003	3013	AS3	9313	IT103	3		386	
75403BP	AS3	1003	3013-B	AS3		IT103	3B		386	
75404	AS4	1004	3014	AS4	9314	IT104	4		387	
75404BP	AS4	1004	3014-B	AS4		IT104	4B		387	
75803B		623-NM	1201			NC501D-BLSC				
76203B		429-NMLT	NMLQ-1038	NMM01		LT500	P470		NMLT-38	
76205B		430-NMLT	NMLQ-1050	NMM11		LT501	P471		NMLT-50	
76207B		431-NMLT	NMLQ-1075	NMM21		LT502	P472		NMLT-75	
76210B		432-NMLT	NMLQ-1100	NMM31		LT503	P473		NMLT-100	
76212B		433-NMLT	NMLQ-1125				P474		NMLT-125	
76215B		434-NMLT	NMLQ-1150				P475		NMLT-150	
76220B		435-NMLT	NMLQ-1200				P476		NMLT-200	
76903B		469-NMLT	NMLQ-9038	NML01		LT590	P490		NMLT-90-38	
76905B		470-NMLT	NMLQ-9050	NML11		LT591	P491		NMLT-90-50	
76907B		471-NMLT	NMLQ-9075	NML21		LT592	P492		NMLT-90-75	



# CROSS REFERENCE

CROSS REFERENCE

HALEX ITEM	ARLINGTON	BP	MADISON	NEER	REGAL	T & B	TOPAZ	RACO	PECO	C-H
76910B		472-NMLT	NMLQ-9100	NML31		LT593	P493		NMLT-90-100	
76912B		473-NMLT	NMLQ-9125				P494		NMLT-90-125	
76913B	LPCG50		MNPT-50							
76915B		474-NMLT	NMLQ-9150				P495		NMLT-90-150	
76920B		475-NMLT	NMLQ-9200				P496		NMLT-90-200	
76923B	LPCG757		MNPT-75							
77602	EH200		ME24				709			
77604	EH201		ME256				710			
77801	PVC660	1240-PVC	190	PVC8642	8673		727		4P	
77802	PVC662	1241-PVC	191	PVC3040	8674		728		4X	
77803	PVC662	1242-PVC	192	PVC3040	8675		729		4XL	
77907			PMH-75							
77910			PMH-100							
77912			PMH-125						VMH-125	
77915			PMH-150						VHM-150	
77920			PMH-200						VMH-200	
79910B	DSC1	DS100	1901	DUX-1			961		DX-1	
79950B	DSC5	DS500	1905	DUX-5			965		DX-5	
82105B	820A	250DCI2	IL21	TCI601	601S	TC811SC	651i	2832	260-B	1650DC
82107B	821A	251DCI2	IL23	TCI602	602S	TC812SC	652i	2833	261-B	1651DC
82110B	822A	252DCI2	IL25	TCI603	603S	TC813SC	653i	2834	262-B	1652DC
82112B	823A	253DCI2	IL27	TCI604	604S	TC814SC	654i	2835	263-B	1653DC
82115B	824A	254DCI2	IL29	TCI605	605S	TC815SC	655i	2836	264-B	1654DC
82120B	825A	255DCI2	IL31	TCI606	606S	TC816SC	656i	2838	265-B	1655DC
82125B	826A	256DCI2	IL33	TCI607	607S	TC817SC	657i	2890	266-B	1656DC
82130B	827A	257DCI2	IL35	TCI608	608S	TC818SC	658i	2892	267-B	1657DC
82135B	828A	258DCI2	IL37	TCI609	609S	TC819SC	659i	2894	268-B	1658DC
82140B	829A	259DCI2	IL39	TCI610	610S	TC8110SC	660i	2896	269-B	1659DC
82305B		250-I	MEC-750B	7050ST	7601-S	TC711A	651Si	2912	260BST	1650
82307B		251-I	MEC-751B	7075ST	7602-S	TC712A	652Si	2913	261BST	1651
82310B		252-I	MEC-752B	7100ST	7603-S	TC713A	653Si	2914	262BST	1652
82312B		253-I	MEC-753B	7125ST	7604-S	TC714A	654Si	2915	263BST	1653
82315B		254-I	MEC-754B	7150ST	7605-S	TC715A	655Si	2916	264BST	1654
82320B		255-I	MEC-755B	7200ST	7606-S	TC716A	656Si	2918	265BST	1655
82325B		256-I	MEC-756B	7250ST	7607-S	TC717A	657Si	2960	266BST	1656
82330B		257-I	MEC-757B	7300ST	7608-S	TC718A	658Si	2962	267BST	1657
82335B		258-I	MEC-758B	7350ST	7609-S	TC719A	659Si	2964	268BST	1658
82340B		259-I	MEC-759B	7400ST	7610-S	TC7110A	660Si	2966	269BST	1659
82705B		230-I	MES-750B	4050ST	7701-S	TC721A	631Si	2122	300BST	1450
82707B		231-I	MES-751B	4075ST	7702-S	TC722A	632Si	2123	301BST	1451
82710B		232-I	MES-752B	4100ST	7703-S	TC723A	633Si	2124	302BST	1452
82712B		233-I	MES-753B	4125ST	7704-S	TC724A	634Si	2125	303BST	1453
82715B		234-I	MES-754B	4150ST	7705-S	TC725A	635Si	2126	304BST	1454
82720B		235-I	MES-755B	4200ST	7706-S	TC726A	636Si	2128	305BST	1455
82725B		236-I	MES-756B	4250ST	7707-S	TC727A	637Si	2160	306BST	1456
82730B		237-I	MES-757B	4300ST	7708-S	TC728A	638Si	2162	307BST	1457
82735B		238-I	MES-758B	4350ST	7709-S	TC729A	639Si	2164	308BST	1458
82740B		239-I	MES-759B	4400ST	7710-S	TC7210A	640Si	2166	309BST	1459
84205B	L421A	407DCI2	IL42-1	SCI50	731-S	XC870	151i	2392		1708DC
84207B	L422A	408DCI2	IL42-2	SCI75	732-S	XC872	152i	2393		1709DC
84210B	L423A	410DCI2	IL42-3		733-S	XC873	153i			1710DC
84212B	L424A	412DCI2	IL42-4		734-S	XC874	154i			1711DC
84215B	L425A	414DCI2	IL42-5		735-S	XC875	155i			1712DC
84220B	L426A	416DCI2	IL42-6		736-S	XC876	156i			1713DC
84403B	GF38A	519DCI2		GCI38	671-S	XC840	450i		939-B	3770DC
84405B	GF50A	520DCI2	IL44-1	GCI50	672-S	XC841	451i	2292	940-B	3771
84407B	GF75A	521DCI2	IL44-2	GCI75	673-S	XC842	452i	2293	941-B	3772
84410	GF100A	522DCI2	IL44-3		674-S	XC843	453i	2294	942-B	3773DC

HALEX ITEM	ARLINGTON	BP	MADISON	NEER	REGAL	T & B	TOPAZ	RACO	PECO	C-H
84412	GF125A	523DCI2	IL44-4		675-S	XC844	454i		943-B	3774
84415	GF150A	524DCI2	IL44-5		681-S	XC845	455i		944-B	3775
84420	GF200A	525DCI2	IL44-6		682-S	XC846	456i		945-B	3776
84805B		507DCI2				XC821				
84807B		508DCI2								
85403NB	38AST/40AST	38ASP								
86203B		429-SLTI	MSTR-38-B	4QS38T		LT700	470S	3511	RT-38AS	LTB-38
86205B		430-SLTI	MSTR-50-B	4QS50T		LT701	471S	3512	RT-50AS	LTB-50
86207B		431-SLTI	MSTR-75-B	4QS75T		LT702	472S	3513	RT-75AS	LTB-75
86210B		432-SLTI	MSTR-100-B	4QS100T		LT703	473S	3514	RT-100AS	LTB-100
86212B		433-SLTI	MSTR-125-B	4QS125T		LT704	474S	3515	RT-125AS	LTB-125
86215B		434-SLTI	MSTR-150-B	4QS150T		LT705	475S	3516	RT-150AS	LTB-150
86220B		435-SLTI	MSTR-200-B	4QS200T		LT706	476S	3518	RT-200AS	LTB-200
86225B		436-SLTI	MSTR-250-B				477S	3520		LTB-250
86230B		437-SLTI	MSTR-300-B				478S	3522		LTB-300
86235B		438-SLTI	MSTR-350-B				479S	3524		LTB-350
86240B		439-SLTI	MSTR-400-B				480S	3526		LTB-400
86305B										
86307B										
86503B		449-SLTI	MSTR-3845-B	4QS438T		LT950	230S	3561	RT-45-38AS	LTB-3845
86505B		450-SLTI	MSTR-5045-B	4QS450T		LT951	231S	3562	RT-45-50AS	LTB-5045
86507B		451-SLTI	MSTR-7545-B	4QS475T		LT952	232S	3563	RT-45-75AS	LTB-7545
86510B		452-SLTI	MSTR-10045-B	4QS4100T		LT953	233S	3564	RT-45-100AS	LTB-10045
86512B		453-SLTI	MSTR-12545-B	4QS4125T		LT954	234S	3565	RT-45-125AS	LTB-12545
86515B		454-SLTI	MSTR-15045-B	4QS4150T		LT955	235S	3566	RT-45-150AS	LTB-15045
86520B		455-SLTI	MSTR-20045-B	4QS4200T		LT956	236S	3568	RT-45-200AS	LTB-20045
86525B		456-SLTI	MSTR-25045-B				237S			LTB-25045
86530B		457-SLTI	MSTR-30045-B				238S			LTB-30045
86535B		458-SLTI	MSTR-35045-B				239S			LTB-35045
86540B		459-SLTI	MSTR-40045-B				240S			LTB-40045
86703B	L15A	560DCI2			6231					
86903B		469-SLTI	MSTR-3890-B	4QS938T		LT990	490S	3541	RT-90-38AS	LTB-3890
86905B		470-SLTI	MSTR-5090-B	4QS950T		LT991	491S	3542	RT-90-50AS	LTB-5090
86907B		471-SLTI	MSTR-7590-B	4QS975T		LT992	492S	3543	RT-90-75AS	LTB-7590
86910B		472-SLTI	MSTR-10090-B	4QS9100T		LT993	493S	3544	RT-90-100AS	LTB-10090
86912B		473-SLTI	MSTR-12590-B	4QS9125T		LT994	494S	3545	RT-90-125AS	LTB-12590
86915B		474-SLTI	MSTR-15090-B	4QS9150T		LT995	495S	3546	RT-90-150AS	LTB-15090
86920B		475-SLTI	MSTR-20090-B	4QS9200T		LT996	496S	3548	RT-90-200AS	LTB-20090
86925B		476-SLTI	MSTR-25090-B			LT997	497S	3550		LTB-25090



# CROSS REFERENCE

CROSS REFERENCE

HALEX ITEM	ARLINGTON	BP	MADISON	NEER	REGAL	T & B	TOPAZ	RACO	PECO	C-H
86930B		477-SLTI	MSTR-30090-B			LT998	498S	3552		LTB-30090
86935B		478-SLTI	MSTR-35090-B				499S	3554		LTB-35090
86940B		479-SLTI	MSTR-40090-B			LT9910	500S	3556		LTB-40090
87005B	501A	1102DCI	IL-701	CNI100	791S	HA801	751i	3662	332-B	
91003B	850A	801DCI2	IL110	ACI90		XC890	100i	2891	40-B	1724DC
91005B	851A	804DCI2	IL110-1	ACI95		XC891	101i		41-B	1736DC
91007B	852A	806DCI2	IL110-2	ACI96		XC892	102i		42-B	1738DC
91010	853A	807DCI2	IL110-3			XC893	103i		43-B	1739DC
91012	854A	808DCI2	IL110-4			XC894	104i		44-B	1740DC
91015	855A	809DCI2	IL110-5			XC895	105i		45-B	1741DC
91020	856A	810DCI2	IL110-6			XC896	106i		46-B	1742DC
91631	WH1	151-DC	LWH-50	CHM50DT	401	H050SC	201	1702	WH-1	ST-1
91632	WH2	152-DC	LWH-75	CHM75DT	402	H075SC	202	1703	WH-2	ST-2
92105B	800A	230DCI2	IL121	TCI501	701S	TC821SC	631i	2634	300-B	1450DC
92107B	801A	231DCI2	IL123	TCI502	702S	TC822SC	632i	2635	301-B	1451DC
92110B	802A	232DCI2	IL125	TCI503	703S	TC823SC	633i	2636	302-B	1452DC
92112B	803A	233DCI2	IL127	TCI504	704S	TC824SC	634i	2637	303-B	1453DC
92115B	804A	234DCI2	IL129	TCI505	705S	TC825SC	635i	2638	304-B	1454DC
92120B	805A	235DCI2	IL131	TCI506	706S	TC826SC	636i	2639	305-B	1455DC
92125B	806A	236DCI2	IL133	TCI507	707S	TC827SC	637i	2648	306-B	1456DC
92130B	807A	237DCI2	IL135	TCI508	708S	TC828SC	638i	2649	307-B	1457DC
92135B	8075A	238DCI2	IL137	TCI509	709S	TC829SC	639i	2650	308-B	1458DC
92140B	808A	239DCI2	IL139	TCI510	710S	TC8210SC	640i	2651	309-B	1459DC
92505B	820ART	250-SRTI	MECR-750-B	7050SRT		TC711A-RT				1650RT
92507B	821ART	251-SRTI	MECR-751-B	7075SRT		TC712A-RT				1651RT
92510B	822ART	252-SRTI	MECR-752-B	7100SRT		TC713A-RT				1652RT
92512B	823ART	253-SRTI	MECR-753-B	7125SRT		TC714A-RT				1653RT
92515B	824ART	254-SRTI	MECR-754-B	7150SRT		TC715A-RT				1654RT
92520B	825ART	255-SRTI	MECR-755-B	7200SRT		TC716A-RT				1655RT
92525B	826ART	256-SRTI	MECR-756-B	7250SRT		TC717A-RT				1656RT
92530B	827ART	257-SRTI	MECR-757-B	7300SRT		TC718A-RT				1657RT
92535B	828ART	258-SRTI	MECR-758-B	7350SRT		TC719A-RT				
92540B	829AR	259-SRTI	MECR-759-B	7400SRT		TC7110A-RT				
94105B	HL500	81DC	LG141-1	HL500	9661	HL601	351	2652	670	850RR DC
94107B	HL750	82DC	LG141-2	HL750	9662	HL602	352	2653	671	875RR DC
94110	HL1000	83DC	LG141-3	HL1000	9663	HL603	353	2654	672	8100RR DC
94205B	910	71DC2	LG142-1		9651	HL611	361	2662	650	850RB DC
94207B	911	72DC2	LG142-2		9652	HL612	362	2663	651	875RB DC
94405		61DC	LG144-1	THL500G	9701					850EE DC
94407		62DC	LG144-2	THL750G	9702					875EE DC
94410		63DC	LG144-3		9703	TL203	383	2754	672EMT	8100EE DC
94505	HL5000									820DC
94507	HL7500									821DC
94510	HL1000									822DC
94705	9100									810DC
94707	9110									811DC
95205B	450	381DC	CBGI-50	GBL100	8221	BG-201	331		MIGB-80	GLL1 DC
95207B	451	382DC	CBGI-75	GBL200	8222	BG-202	332		MIGB-81	GLL2 DC
95210B	452	383DC	CBGI-100	GBL300	8223	BG-203	333		MIGB-82	GLL3 DC
95212B	453	384DC	CBGI-125	GBL400	8224	BG-204	334		MIGB-83	GLL4 DC
95215B	454	385DC	CBGI-150	GBL500	8225	BG-205	335		MIGB-84	GLL5 DC
95220B	455	386DC	CBGI-200	GBL600	8226	BG-206	336		MIGB-85	GLL6 DC
95225B	456	387DC	CBGI-250	GBL700	8227	BG-207	337		MIGB-86	GLL7 DC
95230B	457	388DC	CBGI-300	GBL800	8228	BG-208	338		MIGB-87	GLL8 DC
95235B	458	389DC	CBGI-350	GBL900	8829	BG-209	339		MIGB-88	GLL9 DC

HALEX ITEM	ARLINGTON	BP	MADISON	NEER	REGAL	T & B	TOPAZ	RACO	PECO	C-H
95240B	459	390DC	CBGI-400	GBL1000	8230	BG-210	340		MIGB-89	GLL10 DC
96312			420							
95403NB	3838AST/ 4040AST	3838ASP								
96203B	LT38A	429LT12	LQA1038-I	LMM02	5800-S	LT-800	470i		RT-38A	LTB38DC
96205B	LT50A	430LT12	LQA1050-I	LMM12	5801-S	LT-801	471i		RT-50A	LTB50DC
96207B	LT75A	431LT12	LQA1075-I	LMM22	5802-S	LT-802	472i		RT-75A	LTB75DC
96210B	LT100A	432LT12	LQA1100-I	LMM32	5803-S	LT-803	473i		RT-100A	LTB100DC
96212B	LT125A	433LT12	LQA1125-I	LMM42	5804-S	LT-804	474i		RT-125A	LTB125DC
96215B	LT150A	434LT12	LQA1150-I	LMM52	5805-S	LT-805	475i		RT-150A	LTB150DC
96220B	LT200A	435LT12	LQA1200-I	LMM62	5806-S	LT-806	476i		RT-200A	LTB200DC
96225B	LT250A	436LT12	LQA1250-I	LMM72	5807-S	LT-807	477			LTB250DC
96230B	LT300A	437LT12	LQA1300-I	LMM82	5808-S	LT-808	478			LTB300DC
96235B	LT350A	438LT12	LQA1350-I	LMM86	5809-S	LT-809	479			LTB350DC
96240B	LT400A	439LT12	LQA1400-I	LMM92	5810-S	LT-810	480			LTB400DC
96361		3100	MNT-2760	30-050		HK-401	251	1822	980	CPR21
96362		3101	MNT-2761	30-075		HK-402	252	1823	981	CPR22
96903B	LT9038A	469-LT12	LQA9038-I	LML02	5840-S	LT-890	490i		RT-90-38A	LTB- 3890DC
96905B	LT9050A	470-LT12	LQA9050-I	LML12	5841-S	LT-891	491i		RT-90-50A	LTB- 5090DC
96907B	LT9075A	471-LT12	LQA9075-I	LML22	5842-S	LT-892	492i		RT-90-75A	LTB- 7590DC
96910B	LT90100A	472-LT12	LQA9100-I	LML32	5843-S	LT-893	493i		RT-90-100A	LTB- 10090DC
96912B	LT90125A	473-LT12	LQA9125-I	LML42	5844-S	LT-894	4954i		RT-90-125A	LTB- 12590DC
96915B	LT90150A	474-LT12	LQA9150-I	LML52	5845-S	LT-895	495i		RT-90-150A	LTB- 15090DC
96920B	LT90200A	475-LT12	LQA9200-I	LML62	5846-S	LT-896	496i		RT-90-200A	LTB- 20090DC
96925B	LT90250	476-LT12	LQA9250-I	LML72	5847-S	LT-897	497			LTB- 25090DC
96930B	LT90300	477-LT12	LQA9300-I	LML82	5848-S	LT-898	498			LTB- 30090DC
96935B	LT90350	478-LT12	LQA9350-I	LML86	5849-S	LT-899	499			LTB- 35090DC
96940B	LT90400	479-LT12	LQA9400-I	LML92	5850-S	LT-8910	500			LTB- 40090DC



HALEX®

BEYOND THE CURRENT

---

440-439-1616 . fax 440-439-1792 . 23901 Aurora Road . Cleveland, OH 44146  
[www.halexco.com](http://www.halexco.com)

A SCOTT FETZER COMPANY

PRINTED IN THE USA

HALEX is a registered trademark of Halex/Scott Fetzer Company. Trade names and corporate references herein are for identification purposes only and are not intended for promotion purposes. All product or specification information is subject to change without notice.

L008-R060110