

Buyers Guide

2 0 1 3 - 2 0 1 4

Mechanical Anchors	Pg. 4
Adhesive Anchors	Pg. 26
Light Duty Anchors	Pg. 35
Powder & Gas Fastening	Pg. 41
Carbide Drill Bits	Pg. 62
Zinc, SS, Brass & Bronze Screws	Pg. 74
High Speed Drill Bits	Pg. 106
Packaged Fasteners	Pg. 108



INTRODUCTION AND IMPORTANT INFORMATION

Powers Fasteners is the leading supplier of concrete and masonry anchors in North America and has been a leader in the fastening industry since 1921. Founded as the Rawlplug Company Inc, the Powers family changed the name to Powers Fasteners in 1996 as the company expanded internationally with operations overseas. Powers expansion into Australia, Asia and Europe dictated the name change from Rawlplug to Powers, a name which the Powers family owns worldwide. Powers is an ISO-9001 international anchoring products company with extensive expertise in the following product groups: Mechanical Anchors, Adhesive Anchoring Systems, Light Duty Anchors, Roofing Fasteners, Carbide Drill Bits, and powered forced-entry systems such as Powder Actuated, and Gas Fastening.

We are pleased to present to you our 2013-2014 Buyers Guide. This comprehensive catalog was developed for both distributors and contractors. This catalog contains the latest products and innovations in anchoring technology. This catalog should as a quick reference for ordering and for help in selecting the right anchor for your next fastening application. For technical data relating to any of the products contained in the catalog, we ask that you refer to our latest technical information or by visiting our website at www.powers.com.

www.powers.com

This site contains the most up-to-date product information including product approvals and listings, MSDS sheets, submittal packages, general product information, software tools, contact information, and copies of our newsletter 'Concrete Evidence'. These resources and programs combined with over thirty stocking locations throughout North America provide the best possible product and field support available in the post-installed anchoring industry.

If you should have any questions or feedback, please contact customer service at 1(800) 524-3244 or by email at info@powers.com.

Product Warranty Statement

Powers Fasteners, Inc. will repair or replace, at its sole discretion, any product within 90 days after sale by Powers Fasteners, Inc. or its distributors, if found to be defective in material or workmanship, normal wear and tear excluded.

This warranty does not apply to products not used in compliance with published instructions, specific applications, installment procedures, modified products, defective substrate materials or deterioration due to environmental conditions.

All warranties are expressed in lieu of other warranties, expressed or implied, including warranties of merchantability or fitness for a particular purpose, all such other warranties being hereby expressly excluded.

Limitation of Liability

Powers Fasteners, Inc. shall not be liable for any injury, loss or damage, direct, indirect, incidental or consequential, arising out of the use of, or the ability to use, the products described herein.

Indemnity

Any or all modifications made by the customer to either the product itself or the installation procedures, shall, regardless of specific instructions to the user, indemnify, defend, and hold harmless, Powers Fasteners, Inc. for any and all claimed loss or damage occasioned, in whole or in part, by the modified products.

MECHANICAL ANCHORS

Selection Guide	4-5
-----------------	-----

EXPANSION ANCHORS

PB+ (Power-Bolt+)	6
Power-Bolt®	6
Power-Stud+™ SD1	7
Power-Stud+™ SD2	7
Power-Stud+™ SD4 + SD6	8
Power-Stud™ HD5	8
Power-Stud®	8
Lok-Bolt AS™	10
Set-Bolt	11

UNDERCUT ANCHORS

Atomic+ Undercut	9
------------------	---

SCREW ANCHORS

Wedge-Bolt®+	12
Wedge-Bolt®	12
Tapper+™ Xtreme	13
Tapper+™	14
Tapper™	15

BOLT & SHIELD ANCHORS

Snake+™	18
Smart DI+	18
Hollow-Set Dropin™	19
Steel Dropin	19
Mini Dropin	20
Double	20
Single	20
Calk-In	20
Lag Shield	21

ROD HANGING SYSTEMS & CONCRETE INSERTS

Vertigo® / Vertigo™ +	21
Bang-It™	22
Wood-Knocker™	22

FACADE, PIN & NAIL ANCHORS

Heli-Pin™	21
Spike®	23
Drive®	24
Zamac Hammer-Screw®	24
Safe-T+ Pin	24
Zamac Nailin®	25
Nylon Nailin®	25

ADHESIVES

Selection Guide	26
-----------------	----

INJECTION ADHESIVES

AC100+Gold®	27
PE1000+®	28
T308+™	28
Pure50+™	29
Pure110+™	30
AC50 Silver™	31

GLASS CAPSULE ADHESIVE ANCHORS

Chem-Stud®	31
Hammer-Capsule®	32

ADHESIVE ANCHORING ACCESSORIES

Installation Accessories	32
Screen Tubes	33

EXPANSION FOAMS

PowerFoam™	34
TriggerFoam™ Pro	34

BONDING SEALANTS

PowerStick™	34
PowerPatch™	34

LIGHT DUTY ANCHORS

Selection Guide	35
-----------------	----

METAL ANCHORS

Wall-Dog®	36
Scru-Lead	36
Toggle-Bolt	37
Polly	37
Legs	38
Zip-All®	38

PLASTIC ANCHORS

Sharkie	38
Strap-Toggle™	38
Zip-It® and Zip-It® Jr.	39
Zip-Toggle®	39
Poly-Toggle®	39
Pop-Toggle	39
Bantam Plug	40
Fluted Plastic Anchor	40

POWDER ACTUATED FASTENING

Selection Guide	41-42
-----------------	-------

FASTENERS

0.300" Head Drive Pins	43
0.300" Head Drive Pins with Washers	43
ACQ Drive Pins for Pressure Treated Lumber	43
8mm Head Drive Pins	44
8mm CSI Spiral Pins	44
8mm Head Drive Pins with Washers	44
8mm Head Collated Spiral CSI Pins	44
8mm Head Collated Drive Pins	44
10mm Head Drive Pins	45
Ballistic Point™ Drive Pins	45
Threaded Studs	45
3/8" Head Drive Pins	45
Hammer Drive Pins	45

ACCESSORIES

Ceiling Clip Assemblies	46
BX & EMT Conduit Clip Assemblies	46
Rod Hanging Clip Assemblies	46
CSI Clip Assemblies	46
Rebar Basket Assemblies	47
Forming Pins	47
Fastener Accessories	47

TOOLS

P1000	47
T1000	47

P2201	48
P35s	48
P7201	49
P3500	49
PA3500	50
P3801	50
P3600	51
PA351	51
P60	52
Sniper™ Pole Tool	52

POWDER LOADS

.22 Caliber Singles	53
.25 Caliber Singles	53
.27 Caliber Singles	53
.25 Caliber Strips	53
.27 Caliber Strips	53
.27 Caliber Safety Strip®	53

GAS FASTENING

Selection Guide	54
-----------------	----

TOOLS AND FASTENERS

Trak-It® C5	55
Trak-It® C4	56
C3 Trak-It® Pins	57
Trak-It® Stick-E	58

ROOFING FASTENERS

Selection Guide	59
Spike® Perma-Seal®	60
Powerlite™	60
Deck Screws	61
Twin Fast Screws	61
Stress Plates	61

CARBIDE DRILL BITS

Selection Guide	62
Fat-Head™	63
S-4 Plus SDS	63
Accu-Bits™	64
Industrial Grade Bits (Value Paks)	64
Quatro Head SDS Plus	64
4-X Cutter SDS-Max Shank	64
4-X Cutter Spline Shank	65
Single Tip Spline Shank	65
HD Straight Shank	65
IG Straight Shank	66
"A" Taper	66
Rotary Carbide Bits	66
Rebar Cutter	66
Heavy Duty Chisels	67
One and Two Piece Core Bits	67



Why sell code approved anchors? It's now the LAW.

The 2003, 2006 or 2009 International Building or Residential Codes (IBC or IRC) have been adopted in 49 states and have adoptions by some local jurisdictions in the other state. The building codes serve as the basic design and enforcement requirements that an owner, engineer, contractor, inspector and code official use to produce safe structures today. It also applies to renovations to existent buildings requiring construction to current code. These structures include everything from condos, shopping malls, hospitals, schools and high-rise construction to ordinary home construction.

The 2006 and 2009 IBC and IRC specifically require anchors which meet the code AC-193 for Mechanical Anchors and AC-308 for Adhesive Anchors as an alternative to the building code through 104.11 in the IBC. In the near future ACI will be voting to add Adhesive Anchors to its standards in addition to mechanical anchors.

Since nearly all states have adopted the building code with enforcement, there are very significant ramifications for any contractor using products not compliant with the code. Compliance with the code is as simple as providing a Powers ICC-ES report or knowing that one exists when selling, specifying or using our product. Since Powers has so many ICC-ES reports for anchoring it is highly advantageous for a distributor to sell and stock only code listed products for structural applications. Powers also has numerous reports on products tested using an ICC-AS laboratory which with acceptance by a local inspector or building official will serve as proof of compliance.



Power-Bolt+™



Power-Stud+™
SD1



Power-Stud+™
SD2



Power-Stud+™
SD4 + SD6



Wedge-Bolt+™



Snake+™



Atomic+
Undercut



Vertigo+™



Tapper+™ Xtreme



Tapper+™

Construction distributors should be selling only anchors that comply with the new Building Codes since IBC and IRC are national codes. While the code does not apply to non-structural anchoring application such as light duty fastening to drywall, it does apply to applications which involve all the steel anchors and adhesive anchors purchased which are used every day by contractors of all types in structural applications.

There are several key reasons why everyone should be selling, specifying and using ONLY concrete anchors that are code listed:

1. Code listed anchors normally offers significantly higher performance.
2. Powers can offer these products at a competitive cost and in a complete range.
3. Compliance with state and local building authorities' regulations.
4. Independent qualification and certification of product performance.
5. Proof of usability and conformance in all 50 states.
6. Usability and conformance in Florida and California (wind and seismic qualification).
7. Increased product safety, reliability and confidence.
8. Minimize risk for all applications (structural or non-structural).

Specifications for building code compliant products are now the norm and enforcements of the codes is taking place. Those companies who don't sell, specify or use code compliant anchors will find less opportunities in the market.



		Page	Base Material									Anchor Diameter									Head Style						Coating/Material															
			Concrete	Lightweight Concrete	Hollow Core Plank	Grout-filled Concrete Masonry	Hollow Concrete Masonry	Solid Brick	Hollow Brick	Stone	Structural Clay/Tile	Wood	Steel	3/16"	1/4"	5/16"	8 mm	3/8"	1/2"	5/8"	3/4"	7/8"	1"	1-1/4"	Finished Hex Head	Hex Head	Round/Acorn Head	Flat Head (Countersunk)	Mushroom Head	Removable	Tie-Wire Head	Tamperproof		Female Coupler	Coated/Plated Carbon Steel	Galvanized Carbon Steel	Type 303/304 Stainless Steel	Type 316 Stainless Steel	Type 410 Stainless Steel	Perma-Seal Coated	Nylon/Plastic	
Expansion Anchors	PB+ (Power-Bolt+)	6	●	●	○			○					●				●	●	●					●									●								Code Listed ICC-ES ESR 3260	
	Power-Bolt	6	●	●	○	●	●	○	○				●	●			●	●	●	●				●			●						●		●							
	Power-Stud+ SD1	7	●	●		●			○				●				●	●	●	●	●	●	●		●				●				●								Code Listed ICC-ES ESR-2818 & 2966 LARR-25787 & 25864	
	Power-Stud+ SD2	7	●	●		●			○								●	●	●	●					●								●								Code Listed ICC-ES ESR-2502 LARR-25831	
	Power-Stud+ SD4/SD6	8	●	●		●			○				●				●	●	●						●											●	●			Code Listed ICC-ES ESR 3471		
	Power-Stud HD5	8	●	●	○													●	●															●								
	Power-Stud	8	●	●		●			○				●				●	●	●	●	●	●	●	●	●	●				●			●	●	●	●	●					
	Lok-Bolt AS	10	●	○	○	○	●	●	○	○			●	●			●	●	●	●					●	●	●			●			●	●		●						
	Set-Bolt	11	●	○		○							●				●	●																●								
	Atomic+ Undercut	9	●	●	○			○									●	●	●	●				●									●		●						Code Listed ICC-ES ESR 3067	
Screw Anchors	Wedge-Bolt+	12	●	●	○	●	○	●					●				●	●	●	●				●				●					●	●							Code Listed ICC-ES ESR-2526 & 1678 LARR-25808	
	Tapper+/Tapper	13	●	●	●	●	●	●	○	○	○	●	●	●	●		●							●			●		●					●		●		●	●			Code Listed ICC-ES ESR-3068, 3042, 3213; Tested to ICC-ES AC 193
Rod Hanging System	Vertigo+ / Vertigo	21	●	●	●					●	●		●				●	●										●					●	●							Code Listed ICC-ES ESR-2989	
	Bang-it	22	●	●									●				●	●	●	●	●												●	●				●				
	Wood-Knocker	22	●	●									●				●	●	●	●													●	●				●				

● Suitable

○ May be Suitable

		Page	Base Material										Anchor Diameter					Head Style					Coating/Material										Code Recognition						
			Concrete	Lightweight Concrete	Hollow Core Plank	Grout-filled Concrete Masonry	Hollow Concrete Masonry	Solid Brick	Hollow Brick	Stone	Structural Clay/Tile	Wood	Steel	3/16"	1/4"	5/16"	8 mm	3/8"	1/2"	5/8"	3/4"	Mushroom Head	Round Head	Flat Head (Countersunk)	Tie-Wire	Removable	Tamperproof	Flush Mount	Coated/Plated Carbon Steel	Galvanized Carbon Steel	Type 303/304 Stainless Steel	Type 316 Stainless Steel		Type 410 Stainless Steel	Zamac Alloy	Perm-Seal Coated	Nylon/Plastic	Lead	
Bolt and Shield Anchors	Snake+	18	●	●	○	○							●			●	●										●	●									Code Listed ICC-ES ESR-2272 LARR-25810		
	Smart DI+	18	●	○					○				●			●	●	●	●								●	●											
	Hollow-Set Dropin	19	●	○	●	●	●	●	○	○			●	●		●	●	●									●	●		●									
	Steel Dropin	19	●	●					○				●			●	●	●	●	●							●	●		●	●								
	Mini Dropin	20	●	●	●	○			○				●			●	●										●	●											
	Double	20	●	○		○	●	●	○				●	●		●	●	●	●	●							●						●						
	Single	20	●	○		○		○	○				●	●		●	●	●	●								●						●						
	Calk-In	20	●	○		●	○	●	○				●	●		●	●										●						●		●				
	Lag-Shield	21	●	○		○	●	●	○	○			●	●		●	●	●	●	●							●						●						
Heli-Pin		21	●	○		●	●	●	○		●	●		●	●															●									
Pin Anchors	Spike	23	●	●		●		○	○			●	●		●	●					●	●	●	●			●			●									
	Drive	24	●	○		○		○	○			●	●		●	●						●	●	●	●		●												
Nail Anchors	Safe-T+ Pin	24	●	●		●		●	○			●									●																	Code Listed ICC-ES ESR-3057	
	Zamac Hammer-Screw	24	●	○	○	○	●	●	○	○		●									●			●			●						●	●					
	Zamac Nailin	25	●	○	○	○	●	●	○	○		●	●								●	●			●		●		●				●						
	Nylon Nailin	25	●	○	○	○	●	●	○	○		●	●								●	●	●				●	●						●					

- Suitable
- May be Suitable



CODE LISTED
ICC-ES ESR-3260

New!

PB+ (Power-Bolt+)

Heavy-Duty Sleeve Anchor

BASE MATERIAL

Concrete

SIZE RANGE

1/4" x 1-3/4" to 5/8" x 8-1/2"

ANCHOR MATERIAL

Carbon Steel

The PB+ anchor is a torque controlled, heavy duty sleeve style anchor which is designed for consistent performance in cracked and uncracked concrete. It is available with a finished hex head.

Carbon steel PB+ anchors are manufactured using a Grade 8 bolt. They are plated with a commercial bright zinc finish and have a supplementary chromate treatment in accordance with ASTM B 633.

CARBON STEEL HEX HEAD PB+

CAT. NO.	SIZE	DRILL DIA.	STD. BOX	STD. CTN.
6902SD	1/4" x 1-3/4"	1/4"	100	600
6906SD	1/4" x 3"	1/4"	100	600
6911SD	3/8" x 1-7/8"	3/8"	50	300
6910SD	3/8" x 2-1/4"	3/8"	50	300
6913SD	3/8" x 3"	3/8"	50	300
6914SD	3/8" x 3-1/2"	3/8"	50	300
6916SD	3/8" x 4"	3/8"	50	300
6930SD*	1/2" x 2-3/4"	1/2"	50	200
6932SD	1/2" x 3-1/2"	1/2"	50	200
6934SD	1/2" x 4-3/4"	1/2"	25	200
6936SD	1/2" x 5-3/4"	1/2"	25	150
6940SD*	5/8" x 3"	5/8"	20	150
6942SD	5/8" x 4"	5/8"	15	120
6944SD	5/8" x 5"	5/8"	15	90
6945SD	5/8" x 6"	5/8"	15	90
6947SD	5/8" x 8-1/2"	5/8"	10	40

*Asterisked catalog numbers denote sizes which are less than the minimum standard anchor length for strength design. The published size includes diameter and overall length of the anchor.



Power-Bolt®

Heavy-Duty Sleeve Anchor

BASE MATERIAL

Concrete, Block, Brick, Stone

SIZE RANGE

1/4" x 1" to 3/4" x 8-1/4"

ANCHOR MATERIAL

Carbon Steel & Type 304 Stainless Steel

The Power-Bolt anchor is a heavy duty sleeve style anchor which is vibration resistant and removable. It is available with a finished hex head or flat head with a hex key insert and can be used in concrete, block, brick, or stone.

Carbon steel Power-Bolt anchors are manufactured using a Grade 5 bolt. They are plated with a commercial bright zinc finish and have a supplementary chromate treatment in accordance with ASTM Specification B 633.

CARBON STEEL HEX HEAD POWER-BOLT

CAT. NO.	SIZE	DRILL DIA.	MIN. DEPTH	STD. BOX	STD. CTN.
6900*	1/4" x 1"	1/4"	7/8"	100	600
6902*	1/4" x 1-3/4"	1/4"	1-1/4"	100	600
6906*	1/4" x 3"	1/4"	1-1/4"	100	600
6907*	5/16" x 1-3/4"	5/16"	1-1/2"	100	600
6908*	5/16" x 2-1/2"	5/16"	1-1/2"	50	300
6909*	5/16" x 3-1/2"	5/16"	1-1/2"	50	300
6910	3/8" x 2-1/4"	3/8"	2"	50	300
6911**	3/8" x 1-7/8"	3/8"	1-1/4"	50	300
6913	3/8" x 3"	3/8"	2"	50	300
6914	3/8" x 3-1/2"	3/8"	2"	50	300
6916	3/8" x 4"	3/8"	2"	50	300
6930†	1/2" x 2-3/4"	1/2"	2-1/2"	50	200
6932†	1/2" x 3-3/4"	1/2"	2-1/2"	25	150
6934†	1/2" x 4-3/4"	1/2"	2-1/2"	25	150
6936†	1/2" x 5-3/4"	1/2"	2-1/2"	25	150
6940†	5/8" x 3"	5/8"	2-3/4"	20	120
6942†	5/8" x 4"	5/8"	2-3/4"	15	90
6944†	5/8" x 5"	5/8"	2-3/4"	15	90
6945†	5/8" x 6"	5/8"	2-3/4"	15	90
6947†	5/8" x 8-1/2"	5/8"	2-3/4"	10	40
6950	3/4" x 3-1/4"	3/4"	3"	15	90
6952	3/4" x 4-1/4"	3/4"	3"	10	60
6954	3/4" x 5-1/4"	3/4"	3"	10	60
6956	3/4" x 7-1/4"	3/4"	3"	10	40
6957	3/4" x 8-1/4"	3/4"	3"	10	40

The published length is measured from below the washer to the end of the anchor. *1/4" and 5/16" Power-Bolt utilize a grade 8 bolt. ** This size does not have a compression ring. †Discontinued item once current stock is depleted.

Stainless steel Power-Bolt anchors are manufactured from 300 series stainless steel (passivated).

304 STAINLESS STEEL HEX HEAD POWER-BOLT

CAT. NO.	SIZE	DRILL DIA.	MIN. DEPTH	STD. BOX	STD. CTN.
5900**	1/4" x 1"	1/4"	7/8"	100	600
5902	1/4" x 1-3/4"	1/4"	1-1/4"	100	600
5906	1/4" x 3"	1/4"	1-1/4"	100	600
5910	3/8" x 2-1/4"	3/8"	2"	50	300
5914	3/8" x 3-1/2"	3/8"	2"	50	300
5916	3/8" x 4"	3/8"	2"	50	300
5930	1/2" x 2-3/4"	1/2"	2-1/2"	50	200
5934	1/2" x 4-3/4"	1/2"	2-1/2"	25	150

** This size does not have a compression ring. The published length is measured from below the washer to the end of the anchor.



Carbon Steel Flat Head Power-Bolt®

The flat head Power-Bolt anchor has a hex key insert formed in the head of the bolt. Each box contains an Allen wrench which matches the insert size.

CAT. NO.	SIZE	DRILL DIA.	MIN. DEPTH	STD. BOX	STD. CTN.
6981	3/8" x 3-3/4"	3/8"	2"	50	300
6982	3/8" x 5"	3/8"	2"	50	300
6983	3/8" x 6"	3/8"	2"	50	300
6984	1/2" x 5"	1/2"	2-1/2"	25	150
6987	5/8" x 5-1/2"	5/8"	2-3/4"	15	90

The published length is the overall length of the anchor.



CODE LISTED
ICC-ES ESR-2818

CODE LISTED
ICC-ES ESR-2966

CITY OF LOS ANGELES
LARR-25787 (Concrete)

CITY OF LOS ANGELES
LARR-25864 (Masonry)

Power-Stud+™ SD1

Wedge Type Expansion Anchor

BASE MATERIAL

Normal-Weight Concrete, Structural Sand-Lightweight Concrete, Concrete over Metal Deck, Grout-Filled Masonry

SIZE RANGE

1/4" diameter (uncracked concrete), 3/8" diameter through 1-1/4" diameter (cracked and uncracked concrete)

ANCHOR MATERIAL

Zinc Plated Carbon Steel Body and Expansion Clip, with Nut and Washer

The Power-Stud+ SD1 anchor is a fully threaded, torque-controlled, wedge expansion anchor which is designed for consistent performance in cracked and uncracked concrete. Suitable base materials include normal-weight concrete, structural sand-lightweight concrete and concrete over metal deck. The anchor is manufactured with a zinc plated carbon steel body and expansion clip.

Patented & Additional Patents Pending

POWER-STUD+ SD1 CARBON STEEL BODY & EXPANSION CLIP				
CAT. NO.	SIZE	THREAD LENGTH	STD. BOX	STD. CTN.
7400SD1*	1/4" x 1-3/4"	3/4"	100	600
7402SD1	1/4" x 2-1/4"	1-1/4"	100	600
7404SD1	1/4" x 3-1/4"	2-1/4"	100	600
7410SD1*	3/8" x 2-1/4"	7/8"	50	300
7412SD1*	3/8" x 2-3/4"	1-3/8"	50	300
7413SD1	3/8" x 3"	1-5/8"	50	300
7414SD1	3/8" x 3-1/2"	2-1/8"	50	300
7415SD1	3/8" x 3-3/4"	2-3/8"	50	300
7416SD1	3/8" x 5"	3-5/8"	50	300
7417SD1	3/8" x 7"	5-5/8"	50	200
7420SD1*	1/2" x 2-3/4"	1"	50	200
7422SD1	1/2" x 3-3/4"	2"	50	200
7423SD1	1/2" x 4-1/2"	2-3/4"	50	200
7424SD1	1/2" x 5-1/2"	3-3/4"	50	150
7426SD1	1/2" x 7"	5-1/4"	25	100
7427SD1	1/2" x 8-1/2"	6-3/4"	25	100
7428SD1	1/2" x 10"	8-1/4"	25	100
7430SD1*	5/8" x 3-1/2"	1-1/2"	25	100
7432SD1	5/8" x 4-1/2"	2-1/2"	25	100
7433SD1	5/8" x 5"	3"	25	100
7434SD1	5/8" x 6"	4"	25	75
7436SD1	5/8" x 7"	5"	25	75
7438SD1	5/8" x 8-1/2"	6-1/2"	25	50
7439SD1	5/8" x 10"	8"	25	50
7440SD1*	3/4" x 4-1/4"	1-3/4"	20	60
7441SD1*	3/4" x 4-3/4"	2-1/4"	20	60
7442SD1	3/4" x 5-1/2"	3"	20	60
7444SD1	3/4" x 6-1/4"	3-3/4"	20	60
7446SD1	3/4" x 7"	4-1/2"	20	20
7448SD1	3/4" x 8-1/2"	6"	10	60
7449SD1	3/4" x 10"	7-1/2"	10	40
7451SD1	3/4" x 12"	9-1/2"	10	40
7450SD1*	7/8" x 6"	2-3/4"	10	40
7452SD1	7/8" x 8"	4-3/4"	10	40
7454SD1	7/8" x 10"	6-3/4"	10	40
7461SD1*	1" x 6"	2-3/8"	10	30

CAT. NO.	SIZE	THREAD LENGTH	STD. BOX	STD. CTN.
7463SD1	1" x 9"	5-3/8"	10	30
7465SD1	1" x 12"	8-3/8"	5	20
7473SD1	1-1/4" x 9"	4-3/4"	5	15
7475SD1	1-1/4" x 12"	7-3/4"	5	15

* Sizes which are less than the minimum standard anchor length for strength design. The published length is the overall length of the anchor. Allow for fixture thickness plus one anchor diameter for the nut and washer thickness when selecting a length. All anchors are packaged with nuts and washers.



CODE LISTED
ICC-ES ESR-2502

CITY OF LOS ANGELES
LARR-25831 (Concrete)

Power-Stud+™ SD2

Wedge Type Expansion Anchor

BASE MATERIAL

Normal-Weight Concrete, Structural Sand-Lightweight Concrete, Concrete over Metal Deck, Grout-Filled Masonry

SIZE RANGE

3/8" through 3/4" diameter (Cracked and Uncracked Concrete)

ANCHOR MATERIAL

Zinc Plated Carbon Steel Body with Stainless Steel Expansion Clip

The Power-Stud+ SD2 anchor is a fully threaded, torque-controlled, wedge expansion anchor which is designed for consistent performance in cracked and uncracked concrete. Suitable base materials include normal-weight concrete, structural sand-lightweight concrete and concrete over metal deck. The anchor is manufactured with a zinc plated carbon steel body and stainless steel expansion clip for premium performance.


Patented & Additional Patents Pending

POWER-STUD+ SD2 CARBON STEEL BODY & SS EXPANSION CLIP				
CAT. NO.	SIZE	THREAD LENGTH	STD. BOX	STD. CTN.
7413SD2	3/8" x 3"	1-5/8"	50	300
7414SD2	3/8" x 3-1/2"	2-1/4"	50	300
7415SD2	3/8" x 3-3/4"	2-1/2"	50	300
7416SD2	3/8" x 5"	3-3/4"	50	300
7422SD2	1/2" x 3-3/4"	2-1/8"	50	200
7423SD2	1/2" x 4-1/2"	2-7/8"	50	200
7424SD2	1/2" x 5-1/2"	3-7/8"	50	150
7426SD2	1/2" x 7"	5-3/8"	25	100
7427SD2	1/2" x 8-1/2"	6-7/8"	25	100
7435SD2	5/8" x 4-3/4"	2-7/8"	25	100
7433SD2	5/8" x 5"	3-1/8"	25	100
7434SD2	5/8" x 6"	4-1/8"	25	75
7436SD2	5/8" x 7"	5-1/8"	25	75
7438SD2	5/8" x 8-1/2"	6-5/8"	25	75
7442SD2	3/4" x 5-1/2"	3-1/4"	20	60
7444SD2	3/4" x 6-1/4"	4"	20	60
7446SD2	3/4" x 7"	4-3/4"	20	60
7448SD2	3/4" x 8-1/2"	6-1/4"	10	60

The published length is the overall length of the anchor. Allow for fixture thickness plus one anchor diameter for the nut and washer thickness when selecting a length. All anchors are packaged with nuts and washers.



INSTALLATION ACCESSORIES FOR ADDITIONAL LENGTH		
CAT. NO.	SIZE	STD. BOX
08465	Adjustable torque wrench with 1/2" square drive (10 to 150 ft.-lbs.)	1



CODE LISTED
ICC-ES ESR-3471

Power-Stud+™ SD4 + SD6

Stainless Steel Wedge Type Expansion Anchor

BASE MATERIAL

Normal-Weight Concrete, Sand-Lightweight Concrete

SIZE RANGE

1/4" through 5/8" diameter

ANCHOR MATERIAL

Stainless Steel Body with Expansion Clip with Nut and Washer

The Power-Stud+ SD4 and Power-Stud+ SD6 anchors are fully threaded, torque-controlled, stainless steel wedge expansion anchors which are designed for consistent performance in cracked and uncracked concrete. Suitable base materials are normal-weight and sand-lightweight concrete. The anchor is manufactured with a stainless steel body and expansion clip. Nut and washer are included.

POWER-STUD+ SD4

CAT. NO.	SIZE	THREAD LENGTH	STD. BOX	STD. CTN.
7300SD4	1/4" x 1-3/4"	3/4"	100	600
7302SD4	1/4" x 2-1/4"	1-1/4"	100	600
7304SD4	1/4" x 3-1/4"	2-1/4"	100	600
7310SD4	3/8" x 2-1/4"	7/8"	50	300
7312SD4	3/8" x 2-3/4"	1-3/8"	50	300
7313SD4	3/8" x 3"	1-5/8"	50	300
7314SD4	3/8" x 3-1/2"	2-1/8"	50	300
7315SD4	3/8" x 3-3/4"	2-3/8"	50	300
7316SD4	3/8" x 5"	3-5/8"	50	300
7317SD4	3/8" x 7"	5-5/8"	50	300
7320SD4	1/2" x 2-3/4"	1"	50	300
7322SD4	1/2" x 3-3/4"	2"	50	300
7323SD4	1/2" x 4-1/2"	2-3/4"	50	300
7324SD4	1/2" x 5-1/2"	3-3/4"	50	300
7326SD4	1/2" x 7"	5-1/4"	25	100
7330SD4	5/8" x 3-1/2"	1-1/2"	25	100
7332SD4	5/8" x 4-1/2"	2-1/2"	25	100
7333SD4	5/8" x 5"	3"	25	100
7334SD4	5/8" x 6"	4"	25	75
7336SD4	5/8" x 7"	5"	25	75
7338SD4	5/8" x 8-1/2"	6-1/2"	25	50

POWER-STUD+ SD6

CAT. NO.	SIZE	THREAD LENGTH	STD. BOX	STD. CTN.
7600SD6	1/4" x 1-3/4"	3/4"	100	600
7602SD6	1/4" x 2-1/4"	1-1/4"	100	600
7604SD6	1/4" x 3-1/4"	2-1/4"	100	600
7610SD6	3/8" x 2-1/4"	7/8"	50	300
7612SD6	3/8" x 2-3/4"	1-3/8"	50	300
7613SD6	3/8" x 3"	1-5/8"	50	300
7614SD6	3/8" x 3-1/2"	2-1/8"	50	300
7615SD6	3/8" x 3-3/4"	2-3/8"	50	300
7616SD6	3/8" x 5"	3-5/8"	50	300
7617SD6	3/8" x 7"	5-5/8"	50	300
7620SD6	1/2" x 2-3/4"	1"	50	300
7622SD6	1/2" x 3-3/4"	2"	50	300
7623SD6	1/2" x 4-1/2"	2-3/4"	50	300
7624SD6	1/2" x 5-1/2"	3-3/4"	50	300
7626SD6	1/2" x 7"	5-1/4"	25	100
7630SD6	5/8" x 3-1/2"	1-1/2"	25	100
7632SD6	5/8" x 4-1/2"	2-1/2"	25	100
7633SD6	5/8" x 5"	3"	25	100
7634SD6	5/8" x 6"	4"	25	75
7636SD6	5/8" x 7"	5"	25	75
7638SD6	5/8" x 8-1/2"	6-1/2"	25	50

Power-Stud® HD5

Wedge Type Expansion Anchor

BASE MATERIAL

Concrete, Grouted CMU

SIZE RANGE

3/8" x 3" to 3/4" x 8-1/2"

ANCHOR MATERIAL

Hot Dipped Galvanized Steel

The Power-Stud anchor is a one piece fully threaded, wedge style anchor available in carbon steel and stainless steel. The drill bit diameter needed for proper installation is the same nominal size as the anchor diameter.

Hot Dipped Galvanized Power-Stud anchors are manufactured from carbon steel which have a mechanically galvanized coating (zinc) in accordance with ASTM Specification B 695, Class 65, Type I.



HOT DIPPED GALVANIZED POWER-STUD

CAT. NO.	SIZE	MIN. EMBED.	THREAD LENGTH	STD. BOX	STD. CTN.
7713HD5	3/8" x 3"	1-1/2"	1-1/2"	50	300
7715HD5	3/8" x 3-3/4"	1-1/2"	2-3/8"	50	300
7716HD5	3/8" x 5"	1-1/2"	3-1/2"	50	300
7717HD5	3/8" x 7"	1-1/2"	5-1/2"	50	200
7724HD5	1/2" x 5-1/2"	2"	6-5/8"	50	150
7726HD5	1/2" x 7"	2"	2-3/4"	25	100
7730HD5	5/8" x 3-1/2"	2-3/8"	4-3/4"	25	100
7733HD5	5/8" x 5"	2-3/8"	3"	25	100
7734HD5	5/8" x 6"	2-3/8"	4"	25	75
7738HD5	5/8" x 8-1/2"	2-3/8"	6-1/2"	25	50
7741HD5	3/4" x 4-3/4"	3-3/8"	2-1/4"	20	60
7742HD5	3/4" x 5-1/2"	3-3/8"	3"	20	60
7746HD5	3/4" x 7"	3-3/8"	4-1/2"	20	60
7748HD5	3/4" x 8-1/2"	3-3/8"	6"	10	40

Power-Stud®

Wedge Type Expansion Anchor

BASE MATERIAL

Concrete, Grouted CMU

SIZE RANGE

1/4" x 1-3/4" to 1-1/4" x 12"

ANCHOR MATERIAL

Carbon Steel, Type 304 or 316 Stainless Steel, & Mechanically Galvanized Carbon Steel

The Power-Stud anchor is a one piece fully threaded, wedge style anchor available in carbon steel and stainless steel. Threaded, Rod Hanger and Tie-Wire versions are designed for use in solid concrete. The drill bit diameter needed for proper installation is the same nominal size as the anchor diameter.



Mechanically Galvanized Power-Stud anchors are manufactured from carbon steel which have a mechanically galvanized coating (zinc) in accordance with ASTM Specification B 695, Class 65, Type I.

MECHANICALLY GALVANIZED POWER-STUD

CAT. NO.	SIZE	MIN. EMBED.	THREAD LENGTH	STD. BOX	STD. CTN.
7720*	1/2" x 2-3/4"	2-1/4"	1-3/8"	50	200
7723*	1/2" x 4-1/2"	2-1/4"	3-1/8"	50	200
7724*	1/2" x 5-1/2"	2-1/4"	4-1/8"	50	150
7726*	1/2" x 7"	2-1/4"	5-5/8"	25	100
7730*	5/8" x 3-1/2"	2-3/4"	2"	25	100
7734*	5/8" x 6"	2-3/4"	4-1/2"	25	75
7741	3/4" x 4-3/4"	3-3/8"	2-7/8"	20	60
7742	3/4" x 5-1/2"	3-3/8"	3-5/8"	20	60
7748	3/4" x 8-1/2"	3-3/8"	6-5/8"	10	40
7750	7/8" x 6"	3-7/8"	2-3/4"	10	40
7752	7/8" x 8"	3-7/8"	4-3/4"	10	40
7763	1" x 9"	4-1/2"	5-3/8"	10	30

* Discontinued item once current stock depleted.



TIE-WIRE POWER-STUD

CAT. NO.	SIZE	TIE-WIRE HOLE SIZE	MIN. EMBED.	STD. BOX	STD. CTN.
----------	------	--------------------	-------------	----------	-----------


7409SD1	1/4" x 2"	9/32"	1-1/8"	100	500
---------	-----------	-------	--------	-----	-----



ROD HANGER POWER-STUD

CAT. NO.	ROD SIZE	ANCHOR SIZE	DRILL DIA.	MIN. EMBED.	THREAD DEPTH	STD. BOX	STD. CTN.
----------	----------	-------------	------------	-------------	--------------	----------	-----------

7806	3/8"	1/2" x 2-3/8"	1/2"	2-1/4"	9/16"	50	250
------	------	---------------	------	--------	-------	----	-----



Stainless Steel Power-Stud anchors are manufactured from AISI Type 304 / 304 Cu and Type 316 stainless steel which is passivated.

TYPE 304 STAINLESS STEEL POWER-STUD

CAT. NO.	SIZE	MIN. EMBED.	THREAD LENGTH	STD. BOX	STD. CTN.
7300	1/4" x 1-3/4"	1-1/8"	3/4"	100	500
7302	1/4" x 2-1/4"	1-1/8"	1-1/4"	100	500
7304	1/4" x 3-1/4"	1-1/8"	2-1/4"	100	500
7310	3/8" x 2-1/4"	1-5/8"	1-1/4"	50	250
7312	3/8" x 2-3/4"	1-5/8"	1-5/8"	50	250
7313	3/8" x 3"	1-5/8"	1-7/8"	50	250
7314	3/8" x 3-1/2"	1-5/8"	2-3/8"	50	250
7315	3/8" x 3-3/4"	1-5/8"	2-5/8"	50	250
7316	3/8" x 5"	1-5/8"	3-1/8"	50	250
7320	1/2" x 2-3/4"	2-1/4"	1-3/8"	50	200
7322	1/2" x 3-3/4"	2-1/4"	2-3/8"	50	200
7323	1/2" x 4-1/2"	2-1/4"	3-1/8"	50	200
7324	1/2" x 5-1/2"	2-1/4"	4-1/8"	50	150
7326	1/2" x 7"	2-1/4"	5-5/8"	25	100
7330	5/8" x 3-1/2"	2-3/4"	2"	25	100
7332	5/8" x 4-1/2"	2-3/4"	3"	25	100
7333	5/8" x 5"	2-3/4"	3-1/2"	25	100
7334	5/8" x 6"	2-3/4"	4-1/2"	25	75
7336	5/8" x 7"	2-3/4"	5-1/2"	25	75
7338	5/8" x 8-1/2"	2-3/4"	7"	25	75
7340	3/4" x 4-1/4"	3-3/8"	2-3/8"	20	60
7341	3/4" x 4-3/4"	3-3/8"	2-7/8"	20	60
7342	3/4" x 5-1/2"	3-3/8"	3-5/8"	20	60
7344	3/4" x 6-1/4"	3-3/8"	4-3/8"	20	60
7346	3/4" x 7"	3-3/8"	5-1/8"	20	60
7348	3/4" x 8-1/2"	3-3/8"	6-5/8"	10	40
7349	3/4" x 10"	3-3/8"	8-1/8"	10	30
7352	7/8" x 8"	3-7/8"	4-3/4"	10	40
7361	1" x 6"	4-1/2"	2-3/8"	10	30
7363	1" x 9"	4-1/2"	5-3/8"	10	30
7365	1" x 12"	4-1/2"	8-3/8"	5	15

The published length is the overall length of the anchor. Allow for fixture thickness plus one anchor diameter for the nut and washer thickness when selecting a length.



TYPE 316 STAINLESS STEEL POWER-STUD

CAT. NO.	SIZE	MIN. EMBED.	THREAD LENGTH	STD. BOX	STD. CTN.
7600	1/4" x 1-3/4"	1-1/8"	3/4"	100	500
7602	1/4" x 2-1/4"	1-1/8"	1-1/4"	100	500
7604	1/4" x 3-1/4"	1-1/8"	2-1/4"	100	500
7610	3/8" x 2-1/4"	1-5/8"	1-1/4"	50	250
7612	3/8" x 2-3/4"	1-5/8"	1-5/8"	50	250
7613	3/8" x 3"	1-5/8"	1-7/8"	50	250
7614	3/8" x 3-1/2"	1-5/8"	2-3/8"	50	250
7615	3/8" x 3-3/4"	1-5/8"	2-5/8"	50	250
7616	3/8" x 5"	1-5/8"	3-7/8"	50	250
7620	1/2" x 2-3/4"	2-1/4"	1-3/8"	50	200

CAT. NO.	SIZE	MIN. EMBED.	THREAD LENGTH	STD. BOX	STD. CTN.
7622	1/2" x 3-3/4"	2-1/4"	2-3/8"	50	200
7623	1/2" x 4-1/2"	2-1/4"	3-1/8"	50	200
7624	1/2" x 5-1/2"	2-1/4"	4-1/8"	50	150
7626	1/2" x 7"	2-1/4"	5-5/8"	25	100
7630	5/8" x 3-1/2"	2-3/4"	2"	25	100
7632	5/8" x 4-1/2"	2-3/4"	3"	25	100
7633	5/8" x 5"	2-3/4"	3-1/2"	25	100
7634	5/8" x 6"	2-3/4"	4-1/2"	25	75
7636	5/8" x 7"	2-3/4"	5-1/2"	25	75
7638	5/8" x 8-1/2"	2-3/4"	7"	25	75
7640	3/4" x 4-1/4"	3-3/8"	2-3/8"	20	60
7641	3/4" x 4-3/4"	3-3/8"	2-7/8"	20	60
7642	3/4" x 5-1/2"	3-3/8"	3-5/8"	20	60
7644	3/4" x 6-1/4"	3-3/8"	4-3/8"	20	60
7646	3/4" x 7"	3-3/8"	5-1/8"	20	60
7648	3/4" x 8-1/2"	3-3/8"	6-5/8"	10	40

The published length is the overall length of the anchor. Allow for fixture thickness plus one anchor diameter for the nut and washer thickness when selecting a length.

Atomic+ Undercut

CODE LISTED
ICC-ES ESR-3067

Heavy Duty Undercut Anchor

BASE MATERIAL

Normal-Weight Concrete, Structural Sand-Lightweight Concrete

SIZE RANGE

3/8" diameter through 3/4" diameter

ANCHOR MATERIAL

Zinc Plated A 36 Carbon Steel, Zinc Plated High Strength A 193 Grade B7 Steel, Type 316 Stainless Steel

The Atomic+ Undercut anchor is a heavy duty undercut anchor which is designed for consistent performance in cracked and uncracked concrete. Atomic+ Undercut anchors are available for standard installations and for through bolt applications where the fixture is already in place. The Atomic+ Undercut anchor is installed into a pre-drilled hole which has been enlarged at the bottom in the shape of a reversed cone using the Powers Undercut Drill Bit. The result is an anchor which transfers load mainly through bearing, and unlike a typical expansion anchor is not dependent upon friction between the expansion sleeve and the concrete.

*Contact Powers Fasteners for appropriate drilling method. For anchor lengths not listed please contact Powers Fasteners. For availability of all anchor lengths please contact Powers Fasteners.



ATOMIC+ UNDERCUT ANCHOR A 36 STEEL

CAT. NO.	NOM. ANCHOR DIA.	LENGTH	REQ. UNDERCUT BIT (CAT. NO.)	RECOMMENDED STOP BIT (CAT. NO.)	ANCHOR TYPE	STD. BOX
03100SD	3/8"	5-1/2"	03200SD	03220SD	Standard	20
03102SD	3/8"	5-1/2"	03200SD	*	Through bolt	20
03108SD	1/2"	7"	03201SD	03222SD	Standard	15
03110SD	1/2"	7"	03201SD	*	Through bolt	15
03120SD	5/8"	7-3/4"	03202SD	03222SD	Standard	10
03122SD	5/8"	7-3/4"	03202SD	*	Through bolt	10
03132SD	3/4"	8-5/8"	03203SD	03228SD	Standard	8
03134SD	3/4"	8-5/8"	03203SD	*	Through bolt	8



ATOMIC+ UNDERCUT HIGH STRENGTH A 193, GRADE B7 STEEL						
CAT. NO.	NOM. ANCHOR DIA.	LENGTH	REQ. UNDERCUT BIT (CAT. NO.)	RECOMMENDED STOP BIT (CAT. NO.)	ANCHOR TYPE	STD. BOX
03104SD	3/8"	6-3/4"	03200SD	03221SD	Standard	20
03106SD	3/8"	6-3/4"	03200SD	*	Through bolt	20
03112SD	1/2"	8"	03201SD	03223SD	Standard	15
03114SD	1/2"	8"	03201SD	*	Through bolt	15
03116SD	1/2"	9-3/4"	03201SD	03224SD	Standard	15
03118SD	1/2"	9-3/4"	03201SD	*	Through bolt	15
03124SD	5/8"	10-3/4"	03202SD	03226SD	Standard	10
03126SD	5/8"	10-3/4"	03202SD	*	Through bolt	10
03128SD	5/8"	12-1/4"	03202SD	03227SD	Standard	10
03130SD	5/8"	12-1/4"	03202SD	*	Through bolt	10
03136SD	3/4"	13-5/8"	03203SD	03229SD	Standard	8
03138SD	3/4"	13-5/8"	03203SD	*	Through bolt	8



ATOMIC UNDERCUT+ TYPE 316 STAINLESS STEEL						
CAT. NO.	NOM. ANCHOR DIA.	LENGTH	REQ. UNDERCUT BIT (CAT. NO.)	RECOMMENDED STOP BIT (CAT. NO.)	ANCHOR TYPE	STD. BOX
03600SD	3/8"	5-1/2"	03200SD	03220SD	Standard	20
03602SD	3/8"	5-1/2"	03200SD	*	Through bolt	20
03608SD	1/2"	7"	03201SD	03222SD	Standard	15
03610SD	1/2"	7"	03201SD	*	Through bolt	15
03620SD	5/8"	7-3/4"	03202SD	03225SD	Standard	10
03622SD	5/8"	7-3/4"	03202SD	*	Through bolt	10
03632SD	3/4"	8-5/8"	03203SD	03228SD	Standard	8
03634SD	3/4"	8-5/8"	03203SD	*	Through bolt	8



The Stop Drill Bit creates a drill hole to the proper depth for standard installations of the Atomic+ Undercut anchor (For through bolt applications please contact Powers Fasteners for appropriate drilling method)

STOP DRILL BITS					
CAT. NO.	NOMINAL STOP DRILL BIT DIA.	CORRESPONDING NOMINAL ANCHOR DIA.	MAX. DRILL DEPTH	SHANK TYPE	STD. TUBE
03220SD	5/8 "	3/8 "	3-1/8 "	SDS	1
03221SD	5/8 "	3/8 "	4-3/8 "	SDS	1
03222SD	3/4 "	1/2 "	4-1/4 "	SDS	1
03223SD	3/4 "	1/2 "	5-1/4 "	SDS	1
03224SD	3/4 "	1/2 "	7 "	SDS	1
03225SD	1 "	5/8 "	5 "	SDS-Max	1
03226SD	1 "	5/8 "	8 "	SDS-Max	1
03227SD	1 "	5/8 "	9-1/2 "	SDS-Max	1
03228SD	1-1/8 "	3/4 "	5-13/16 "	SDS-Max	1
03229SD	1-1/8 "	3/4 "	10-13/16 "	SDS-Max	1



The Undercut Drill Bits unique design enlarges the bottom of the drill hole creating a reverse cone sized to receive the Atomic+ Undercut anchor.

UNDERCUT DRILL BITS					
CAT. NO.	NOMINAL STOP DRILL BIT DIA.	CORRESPONDING NOMINAL ANCHOR DIA.	MAX. DRILL DEPTH	SHANK TYPE	STD. TUBE
03200SD	5/8"	3/8"	9"	SDS	1
03201SD	3/4"	1/2"	10-1/4"	SDS	1
03202SD	1"	5/8"	12-1/4"	SDS-Max	1
03203SD	1-1/8"	3/4"	13-1/2"	SDS-Max	1



UNDERCUT SET SLEEVE		
CAT. NO.	CORRESPONDING NOMINAL ANCHOR DIA.	STD. TUBE
03210SD	3/8"	1
03211SD	1/2"	1
03212SD	5/8"	1
03213SD	3/4"	1

Note: One Undercut Setting Sleeve will be packaged with each box of Atomic+ Undercut anchors.



ATOMIC+ CUTTER BLADE ASSEMBLIES		
CAT. NO.	DESCRIPTION	STD. TUBE
03205SD	Atomic+ (3/8") Cutter Blade - 5/8"	1
03206SD	Atomic+ (1/2") Cutter Blade - 3/4"	1
03208SD	Atomic+ (5/8") Cutter Blade - 1"	1
03209SD	Atomic+ (3/4") Cutter Blade - 1-1/8"	1



ATOMIC+ REPLACEMENT BOW JAWS		
CAT. NO.	DESCRIPTION	STD. TUBE
03212SD	3/8" Bow Jaw for 5/8" Hole	1
03215SD	1/2" Bow Jaw for 3/4" Hole	1
03216SD	5/8" Bow Jaw for 1" Hole	1
03217SD	3/4" Bow Jaw for 1-1/8" Hole	1

Lok-Bolt AS™

Sleeve Type Expansion Anchor

BASE MATERIAL

Concrete, Block, Brick

SIZE RANGE

1/4" x 5/8" to 3/4" x 7-1/2"

ANCHOR MATERIAL

Carbon Steel & Stainless Steel

The Lok-Bolt AS anchor is a pre-assembled single unit sleeve anchor available in carbon steel and stainless steel which can be used in concrete, block, brick and stone. Extension sleeves are added to create longer lengths.

* AS refers to all-steel sleeve



HEX NUT LOK-BOLT AS CARBON STEEL					
CAT. NO.	SIZE	DRILL DIA.	MIN. EMBED.	STD. BOX	STD. CTN.
5005S	5/16" x 1-1/2"	5/16"	1"	100	1000
5010S	5/16" x 2-3/8"	5/16"	1"	100	500
5015S	3/8" x 1-7/8"	3/8"	1-1/4"	50	500
5020S	3/8" x 3"	3/8"	1-1/4"	50	500
5022S	3/8" x 4"	3/8"	1-1/4"	50	250
5025S	1/2" x 2-1/2"	1/2"	1-1/2"	25	250
5030S	1/2" x 3"	1/2"	1-1/2"	25	250
5034S	1/2" x 3-3/4"	1/2"	1-1/2"	25	125
5033S	1/2" x 5-1/4"	1/2"	1-1/2"	25	125
5032S	1/2" x 6"	1/2"	1-1/2"	10	100
5035S	5/8" x 2-1/2"	5/8"	2"	25	125
5038S	5/8" x 3"	5/8"	2"	25	125
5040S	5/8" x 4-1/4"	5/8"	2"	10	100
5045S	5/8" x 5-3/4"	5/8"	2"	10	100
5050S	3/4" x 2-3/4"	3/4"	2-1/4"	10	100
5055S	3/4" x 4-1/4"	3/4"	2-1/4"	10	40
5060S	3/4" x 6-1/4"	3/4"	2-1/4"	10	30
5065S	3/4" x 8-1/4"	3/4"	2-1/4"	10	30

The published length is measured from below the washer to the end of the anchor.



HEX NUT LOK-BOLT AS 304 STAINLESS STEEL

CAT. NO.	SIZE	DRILL DIA.	MIN. EMBED.	STD. BOX	STD. CTN.
6152S	3/8" x 1-7/8"	3/8"	1-1/4"	50	500
6153S	3/8" x 3"	3/8"	1-1/4"	50	500
6156S	1/2" x 2-1/2"	1/2"	1-1/2"	25	250
6157S	1/2" x 3"	1/2"	1-1/2"	25	250
6160S	1/2" x 3-3/4"	1/2"	1-1/2"	25	125
6164S	5/8" x 4-1/4"	5/8"	2"	10	100

The published length is measured from below the washer to the end of the anchor.



ACORN NUT LOK-BOLT AS CARBON STEEL

CAT. NO.	SIZE	DRILL DIA.	MIN. EMBED.	STD. BOX	STD. CTN.
5125S	1/4" x 5/8"	1/4"	1/2"	100	1000
5150S	1/4" x 1-3/8"	1/4"	1/2"	100	1000
5175S	1/4" x 2-1/4"	1/4"	1/2"	100	1000

The published length is measured from below the washer to the end of the anchor.

ACORN NUT LOK-BOLT AS 304 STAINLESS STEEL

CAT. NO.	SIZE	DRILL DIA.	MIN. EMBED.	STD. BOX	STD. CTN.
6150S	1/4" x 1-3/8"	1/4"	1/2"	100	1000

The published length is measured from below the washer to the end of the anchor.



ROUND HEAD LOK-BOLT AS CARBON STEEL

CAT. NO.	SIZE	DRILL DIA.	MIN. EMBED.	STD. BOX	STD. CTN.
5205S	1/4" x 1-3/8"	1/4"	1/2"	100	1000
5210S	1/4" x 2-1/4"	1/4"	1/2"	100	1000
5215S	1/4" x 3"	1/4"	1/2"	100	1000
5220S	1/4" x 3-3/4"	1/4"	1/2"	100	1000
5225S	5/16" x 2-3/8"	5/16"	1"	100	1000
5230S	5/16" x 3-3/8"	5/16"	1"	100	500
5235S	3/8" x 2-3/4"	3/8"	1-1/4"	50	500
5240S	3/8" x 3-3/4"	3/8"	1-1/4"	50	250

ROUND HEAD LOK-BOLT AS 304 STAINLESS STEEL

CAT. NO.	SIZE	DRILL DIA.	MIN. EMBED.	STD. BOX	STD. CTN.
6180S	1/4" x 2-1/4"	1/4"	1/2"	100	1000



COMBO FLAT HEAD LOK-BOLT AS CARBON STEEL

CAT. NO.	SIZE	DRILL DIA.	MIN. EMBED.	STD. BOX	STD. CTN.
5305S	1/4" x 1-1/2"	1/4"	1/2"	100	1000
5310S	1/4" x 2-1/4"	1/4"	1/2"	100	1000
5315S	1/4" x 3"	1/4"	1/2"	100	1000
5320S	1/4" x 4"	1/4"	1/2"	100	500
5325S	1/4" x 5-1/4"	1/4"	1/2"	100	500
5330S	5/16" x 2-1/4"	5/16"	1"	100	1000
5340S	3/8" x 2-3/4"	3/8"	1-1/4"	50	300
5345S	3/8" x 4"	3/8"	1-1/4"	50	250
5350S	3/8" x 5"	3/8"	1-1/4"	50	250
5360S	3/8" x 6"	3/8"	1-1/4"	50	250

COMBO FLAT HEAD LOK-BOLT AS 304 STAINLESS STEEL

CAT. NO.	SIZE	DRILL DIA.	MIN. EMBED.	STD. BOX	STD. CTN.
6170S	1/4" x 2-1/4"	1/4"	1/2"	100	1000
6172S	1/4" x 3"	1/4"	1/2"	100	1000
6174S	3/8" x 4"	3/8"	1-1/4"	50	250
6175S	3/8" x 5"	3/8"	1-1/4"	50	250
6176S	3/8" x 6"	3/8"	1-1/4"	50	250

These parts do not have a compression ring.



THRESHOLD FLAT HEAD LOK-BOLT AS

CAT. NO.	SIZE	DRILL DIA.	MIN. DEPTH	STD. BOX	STD. CTN.
5500S	1/4" x 2"	1/4"	1/2"	100	1000

This part does not have a compression ring.



ROD HANGER LOK-BOLT AS CARBON STEEL

CAT. NO.	SIZE	DRILL DIA.	MIN. DEPTH	STD. BOX	STD. CTN.
5810S	1/4" x 1-1/2"	5/16"	1/2"	50	250
5815S	3/8" x 1-7/8"	3/8"	1-1/4"	50	250
5825S	1/2" x 2-1/4"	1/2"	1-1/2"	25	125



TIE-WIRE LOK-BOLT AS

CAT. NO.	SIZE	DRILL DIA.	MIN. DEPTH	STD. BOX	STD. CTN.
5700S	5/16" x 1-1/2"	5/16"	1"	100	1000



LOK-BOLT AS EXTENDERS CARBON STEEL (FOR ADDITIONAL LENGTH)

CAT. NO.	SIZE	DRILL DIA.	STD. BOX	STD. CTN.
5684S	3/8" x 1-1/4"	3/8"	50	500

Set-Bolt

Displacement Controlled Expansion Anchor

BASE MATERIAL

Concrete

SIZE RANGE

1/4" x 1-3/4" to 1/2" x 4-1/4"

ANCHOR MATERIAL

Carbon Steel

The Set-Bolt is a one piece, stud style anchor with an external bottom-bearing expansion plug. It is available in carbon steel for use in concrete, stone and solid masonry units.



CAT. NO.	SIZE	MIN. DEPTH	THREAD LENGTH	STD. BOX	STD. CTN.
7101	1/4" x 1-3/4"	1-3/8"	5/8"	100	1000
7107*	1/4" x 3-1/4"	1-3/8"	1"	100	500
7123*	3/8" x 2-1/4"	1-5/8"	5/8"	50	250
7126	3/8" x 3"	1-5/8"	1-3/8"	50	250
7129*	3/8" x 3-3/4"	1-5/8"	1-3/8"	50	250
7134*	3/8" x 6"	1-5/8"	1-3/8"	50	-
7145*	1/2" x 2-3/4"	1-7/8"	7/8"	50	250
7151	1/2" x 4-1/4"	1-7/8"	1-7/8"	25	125
7153*	1/2" x 5-1/4"	1-7/8"	1-7/8"	25	125

* Discontinued item once current stock exhausted.



CODE LISTED
ICC-ES ESR-2526

CODE LISTED
ICC-ES ESR-1678

CITY OF LOS ANGELES
LARR-25808 (Concrete)

Wedge-Bolt® +

Screw Anchor

BASE MATERIAL

Normal-Weight Concrete, Structural Sand-Lightweight Concrete, Concrete Over Metal Deck, Grouted CMU

SIZE RANGE

1/4" Diameter (Uncracked Concrete), 3/8" Diameter Through 3/4" Diameter (Cracked And Uncracked Concrete), Grouted CMU

ANCHOR MATERIAL

Zinc Plated Carbon Steel Body, and Hex Head or Mechanically Galvanized Carbon Steel Body and Hex Head

The Wedge-Bolt+ anchor is a one piece, heavy duty screw anchor with a finished hex head. It is simple to install, easy to identify and fully removable. The Wedge-Bolt+ has many features and benefits that make it well suited for many applications in a variety of base materials. The anchor is designed for consistent and reliable performance in cracked and uncracked concrete.

Install with Powers Wedge-Bit™

WEDGE-BOLT+ SCREW ANCHOR (CARBON STEEL)

CAT. NO.	DIAMETER SIZE & LENGTH	MIN. EMBED.	STD. BOX	STD. CTN.
7204SD	1/4" x 1-1/4" *	1"	100	600
7206SD	1/4" x 1-3/4" *	1"	100	600
7207SD	1/4" x 2"	1-3/4"	100	600
7208SD	1/4" x 2-1/4"	1-3/4"	100	600
7210SD	1/4" x 3"	1-3/4"	100	500
7220SD	3/8" x 1-3/4" *	1-1/2"	50	300
7222SD	3/8" x 2-1/2"	2-1/8"	50	300
7224SD	3/8" x 3"	2-1/8"	50	250
7226SD	3/8" x 4"	2-1/8"	50	250
7228SD	3/8" x 5"	2-1/8"	50	250
7230SD	3/8" x 6"	2-1/8"	50	150
7240SD	1/2" x 2" *	1-3/4"	50	150
7242SD	1/2" x 2-1/2" *	1-3/4"	50	200
7244SD	1/2" x 3"	2-1/2"	50	150
7246SD	1/2" x 4"	2-1/2"	50	150
7248SD	1/2" x 5"	2-1/2"	25	100
7250SD	1/2" x 6"	2-1/2"	25	75
7268SD	1/2" x 6-1/2"	2-1/2"	25	75
7252SD	1/2" x 8"	2-1/2"	25	75
7260SD	5/8" x 3" *	2-1/2"	25	100
7262SD	5/8" x 4"	3-1/4"	25	100
7264SD	5/8" x 5"	3-1/4"	25	75
7266SD	5/8" x 6"	3-1/4"	25	75
7270SD	5/8" x 8"	3-1/4"	25	75
7280SD	3/4" x 3" *	2-1/2"	20	60
7282SD	3/4" x 4" *	3"	20	60
7284SD	3/4" x 5"	4-1/4"	20	60
7286SD	3/4" x 6"	4-1/4"	20	60
7288SD	3/4" x 8"	4-1/4"	10	40
7290SD	3/4" x 10"	4-1/4"	10	40

* Sizes which are less than the minimum standard anchor length for strength design. The published length is measured from below the hex washer head to the end of the anchor. Wedge-Bolt+ is marked with a blue tip and must be installed with a matched tolerance Wedge-Bit.



WEDGE-BOLT+ MG SCREW ANCHOR

CAT. NO.	DIAMETER SIZE & LENGTH	STD. BOX	STD. CTN.
7726SD	3/8" x 4"	50	250
7728SD	3/8" x 5"	50	250
7730SD	3/8" x 6"	50	150
7746SD	1/2" x 4"	50	150
7748SD	1/2" x 5"	25	100
7750SD	1/2" x 6"	25	75
7751SD	1/2" x 6-1/2"	25	75
7752SD	1/2" x 8"	25	75
7764SD	5/8" x 5"	25	75
7766SD	5/8" x 6"	25	75
7768SD	5/8" x 6-1/2"	25	75
7770SD	5/8" x 8"	25	75
7786SD	3/4" x 6"	20	60
7789SD	3/4" x 8-1/2"	10	40
7790SD	3/4" x 10"	10	20

MG = Mechanically Galvanized

Wedge-Bolt®

(Stainless Steel & Orange Tip)

The 410 SS Wedge-Bolt screw anchor is specifically engineered for applications where additional corrosion resistance is desired. This anchor can be easily installed with either an impact wrench or conventional hand socket.



Install with Powers Wedge-Bit™

410 STAINLESS STEEL WEDGE-BOLT SCREW ANCHOR

CAT. NO.	DIA. SIZE & LENGTH	CLEARANCE HOLE DIA.	MIN. EMBED.	THREAD LENGTH	STD. BOX	STD. CTN.
7701N	1/4" x 1-3/4"	5/16"	1"	1-5/8"	100	500
7702N	3/8" x 1-3/4"	5/16"	1"	1-1/2"	50	500
7705N	3/8" x 2-1/2"	7/16"	1-1/2"	2-1/4"	50	250
7706N	3/8" x 3"	7/16"	1-1/2"	2-3/4"	50	250
7707N	3/8" x 4"	7/16"	1-1/2"	3-3/4"	50	150
7708N	3/8" x 5"	7/16"	1-1/2"	3-3/4"	50	150
7710N	1/2" x 3"	9/16"	1-3/4"	2-3/4"	50	150
7711N	1/2" x 4"	9/16"	1-3/4"	3-3/4"	50	150

The Carbon Steel Wedge-Bolt OT screw anchor is a specifically engineered part for the racking industry. This anchor is available in a finished hex head design and can be easily installed with either an impact wrench or conventional hand socket. This anchor, unlike Blue Tip Wedge-Bolt, can be installed with regular ANSI standard carbide drill bits but requires larger clearance holes.



Orange Tip (OT) = Install with ANSI Bit

WEDGE-BOLT OT SCREW ANCHOR

CAT. NO.	DIA. SIZE & LENGTH	ANSI BIT DIA.	CLEARANCE HOLE DIA.	MIN. EMBED.	THREAD LENGTH	STD. BOX	STD. CTN.
7215	1/4" x 3"	1/4"	3/8"	1"	2-3/4"	100	500
7216	3/8" x 4"	3/8"	1/2"	1-1/2"	3-3/4"	50	250
7217	1/2" x 4"	1/2"	5/8"	1-3/4"	3-3/4"	50	150
7218	1/2" x 5"	1/2"	5/8"	1-3/4"	3-3/4"	25	100
7219	1/2" x 6"	1/2"	5/8"	1-3/4"	3-3/4"	25	75
7219	5/8" x 4"	5/8"	3/4"	2-1/2"	3-3/4"	25	100
7221	5/8" x 5"	5/8"	3/4"	2-1/2"	3-3/4"	25	75
7227	5/8" x 6"	5/8"	3/4"	2-1/2"	3-3/4"	25	75
7229	5/8" x 7"	5/8"	3/4"	2-1/2"	3-3/4"	25	75
7233	1/2" x 6-1/2"	1/2"	5/8"	1-3/4"	3-3/4"	25	75
7231	3/4" x 6"	3/4"	7/8"	2-1/2"	4-1/2"	20	60
7232	3/4" x 8"	3/4"	7/8"	2-1/2"	6"	10	40

Wedge-Bits™

For proper performance, the Carbon Steel Wedge-Bolt and 410 Stainless Steel Wedge-Bolt anchors must be installed with a Wedge-Bit. The Wedge-Bit has a special matched tolerance range designed to provide optimum performance for the anchor. The available shank styles and sizes are listed below.

SDS-PLUS WEDGE-BIT				
CAT. NO.	DRILL SIZE	USABLE LENGTH	OVERALL LENGTH	STD. POUCH
1312	1/4"	2"	4"	1
1314	1/4"	4"	6"	1
1315	1/4"	6"	8"	1
1316	3/8"	4"	6"	1
1318	3/8"	6"	8"	1
1319	3/8"	16"	18"	1
1332	3/8"	10"	12"	1
1320	1/2"	4"	6"	1
1322	1/2"	8"	10"	1
1324	5/8"	6"	8"	1
1334	1/2"	10"	12"	1
1326	5/8"	10"	12"	1
1336	5/8"	16"	18"	1
1328	3/4"	6"	8"	1
1330	3/4"	10"	12"	1
1335	1/2"	16"	18"	1

HEAVY DUTY STRAIGHT SHANK WEDGE-BIT				
CAT. NO.	DRILL SIZE	USABLE LENGTH	OVERALL LENGTH	STD. POUCH
1370	1/4"	2-3/4"	4"	1
1372	1/4"	4"	6"	1
1380	3/8"	4"	6"	1
1384	3/8"	11"	13"	1
1390	1/2"	4"	6"	1
1394	1/2"	11"	13"	1
1396	5/8"	11"	13"	1
1397	3/4"	11"	13"	1

SPLINE WEDGE-BIT				
CAT. NO.	DRILL SIZE	USABLE LENGTH	OVERALL LENGTH	STD. POUCH
1340	1/2"	8"	13"	1
1342	1/2"	11"	16"	1
1344	5/8"	8"	13"	1
1348	3/4"	8"	13"	1

SDS-MAX WEDGE-BIT				
CAT. NO.	DRILL SIZE	USABLE LENGTH	OVERALL LENGTH	STD. POUCH
1354	1/2"	8"	13"	1
1356	5/8"	8"	13"	1
1357	5/8"	16"	21"	1
1358	3/4"	8"	13"	1



CODE LISTED
ICC-ES ESR-3068
UNCRACKED CONCRETE

MIAMI-DADE COUNTY
APPROVED

Tapper+™ Xtreme

New!

Concrete Screw

BASE MATERIAL

Uncracked Concrete,

SIZE RANGE

5/16" x 6"

ANCHOR MATERIAL

Carbon Steel

The new Tapper+ Xtreme concrete screw is fully threaded in lengths up to 3-1/4" for light gauge metal attachment to CMU. It is easily installed 2-1/2" - added strength with low torque, and installation drive mechanisms, -5/16" hex head and #3 Phillips. Available in a choice of head styles including Hex flange head, trim hex head, flat and trim flat. Tapper+ Xtreme has been tested to meet ICC-ES Standards for uncracked concrete.

White and Bronze Perma-Seal coating available by special order.



SILVER TAPPER+ XTREME STANDARD PACK*

HWH CAT. NO.	THH CAT. NO.	PFH CAT. NO.	TFH CAT. NO.	SCREW SIZE	STD. BOX	STD. CTN
2200SD	2230SD		2240SD	5/16" x 1-3/4"	100	500
2202SD	2232SD	2212SD	2242SD	5/16" x 2-1/4"	100	500
2204SD	2234SD	2214SD	2244SD	5/16" x 2-3/4"	100	500
2206SD	2236SD	2216SD	2246SD	5/16" x 3-1/4"	100	500
2208SD	2238SD	2218SD	2248SD	5/16" x 4"	100	500
2210SD		2220SD	2250SD	5/16" x 5"	100	500
		2222SD		5/16" x 6"	100	500



WHITE TAPPER+ XTREME STANDARD PACK*

HWH CAT. NO.	THH CAT. NO.	PFH CAT. NO.	TFH CAT. NO.	SCREW SIZE	STD. BOX	STD. CTN
	2230SD		2240SD	5/16" x 1-3/4"	100	500
	2232SD	2212SD	2242SD	5/16" x 2-1/4"	100	500
	2234SD	2214SD	2244SD	5/16" x 2-3/4"	100	500
	2216SD	2216SD	2246SD	5/16" x 3-1/4"	100	500
	2218SD	2218SD	2248SD	5/16" x 4"	100	500
		2220SD	2250SD	5/16" x 5"	100	500
		2222SD		5/16" x 6"	100	500



Bronze TAPPER+ XTREME STANDARD PACK*

HWH CAT. NO.	THH CAT. NO.	PFH CAT. NO.	TFH CAT. NO.	SCREW SIZE	STD. BOX	STD. CTN
	2230SD		2240SD	5/16" x 1-3/4"	100	500
	2232SD	2212SD	2242SD	5/16" x 2-1/4"	100	500
	2234SD	2214SD	2244SD	5/16" x 2-3/4"	100	500
	2216SD	2216SD	2246SD	5/16" x 3-1/4"	100	500
	2218SD	2218SD	2248SD	5/16" x 4"	100	500
		2220SD	2250SD	5/16" x 5"	100	500
		2222SD		5/16" x 6"	100	500

HWH = Hex Washer Head (slotted); PFH = Phillips Flat Head; TFH = Trim Flat Head; FHH = Flange Hex Head

* One Tapper+ drill bit included in each standard box.

TAPPER+ XTREME SDS-PLUS BIT

CAT. NO.	SIZE	USABLE LENGTH	STD. PACK
1314	1/4" x 6"	4"	1
1315	1/4" x 8"	6"	1

TAPPER+ XTREME INSTALLATION TOOLS

CAT. NO.	DESCRIPTION	STD. BOX
2291SD	Tapper+ Xtreme Installation Kit	1



CODE LISTED
ICC-ES ESR-3068
UNCRACKED CONCRETE

CODE LISTED
ICC-ES ESR-3042
WOOD-TO-WOOD

CODE LISTED
ICC-ES ESR-3213
CHEMICALLY TREATED LUMBER

TESTED TO
ICC-ES AC106
MASONRY (CMU)

MIAMI-DADE COUNTY
APPROVED

Tapper+™

Concrete Screw

BASE MATERIAL

Uncracked Concrete, Block, Brick, Wood, Pressure Treated Lumber

SIZE RANGE

3/16" x 1-1/4" to 1/4" x 6"

ANCHOR MATERIAL

Carbon Steel, Type 304 & Type 410 Stainless Steel

New!

The Tapper+ is a one-piece self-tapping concrete screw for use in a variety of light to medium duty applications in base materials including concrete, masonry and wood. It features a corrosion resistant Perma-Seal® coating and an optimized thread design for lower torque. The screw also incorporates a gimlet drill point for wood base materials (no pre-drilling required). Tapper+ is available in a variety of head styles and colors to match the application.



BLUE PERMA-SEAL TAPPER+ STANDARD PACK*

HWK CAT. NO.	PFH CAT. NO.	SCREW SIZE	STD. BOX	STD. CTN.
2700SD†	2740SD†	3/16" x 1-1/4"	100	500
2702SD†	2742SD†	3/16" x 1-3/4"	100	500
2704SD	2744SD	3/16" x 2-1/4"	100	500
2706SD	2746SD	3/16" x 2-3/4"	100	500
2708SD	2748SD	3/16" x 3-1/4"	100	500
2710SD	2750SD	3/16" x 3-3/4"	100	500
2712SD	2752SD	3/16" x 4"	100	500
2720SD†	2760SD†	1/4" x 1-1/4"	100	500
2722SD†	2762SD†	1/4" x 1-3/4"	100	500
2724SD	2764SD	1/4" x 2-1/4"	100	500
2726SD	2766SD	1/4" x 2-3/4"	100	500
2728SD	2768SD	1/4" x 3-1/4"	100	500
2730SD	2770SD	1/4" x 3-3/4"	100	500
2732SD	2772SD	1/4" x 4"	100	500
2734SD	2774SD	1/4" x 5"	100	100
	2776SD	1/4" x 6"	100	100

MASTER PACK**

HWK CAT. NO.	PFH CAT. NO.	SCREW SIZE	QUANTITY	DRILL BIT REF. STRAIGHT	DRILL BIT REF. SDS HEX
9462SD†	9476SD†	3/16" x 1-1/4"	2000	2781	2793
9463SD†	9477SD†	3/16" x 1-3/4"	2000	2781	2793
9464SD	9478SD	3/16" x 2-1/4"	2000	2782	2793
9465SD	9479SD	3/16" x 2-3/4"	2000	2782	2793
9466SD	9480SD	3/16" x 3-1/4"	1000	2783	2794
9467SD	9481SD	3/16" x 3-3/4"	1000	2783	2794
9468SD	9482SD	3/16" x 4"	1000	2783	2794
9469SD†	9483SD†	1/4" x 1-1/4"	2000	2785	2796
9470SD†	9484SD†	1/4" x 1-3/4"	2000	2785	2796
9471SD	9485SD	1/4" x 2-1/4"	1000	2786	2796
9472SD	9486SD	1/4" x 2-3/4"	1000	2786	2796

HWK CAT. NO.	PFH CAT. NO.	SCREW SIZE	QUANTITY	DRILL BIT REF. STRAIGHT	DRILL BIT REF. SDS HEX
9473SD	9487SD	1/4" x 3-1/4"	1000	2787	2797
9474SD	9488SD	1/4" x 3-3/4"	1000	2787	2797
9475SD	9489SD	1/4" x 4"	1000	2787	2797
	9490SD	1/4" x 5"	1000	2788	2797
	9491SD	1/4" x 6"	1000	2789	2797

HWK = Hex Washer Head (slotted); PFH = Phillips Flat Head; TFH = Trim Flat Head; FHH = Flange Hex Head.

* One Tapper+ drill bit included in each standard box. ** Drill bit not included with master pack. † Sizes which are less than the minimum standard anchor length for strength design.



SILVER PERMA-SEAL TAPPER+ STANDARD PACK*

CAT. NO. HWK	CAT. NO. PFH	CAT. NO. FHH	CAT. NO. TFH	SCREW SIZE	STD. BOX	STD. CTN.
	2498SD†			3/16" x 1-1/4"	100	500
	2500SD†			3/16" x 1-3/4"	100	500
	2501SD			3/16" x 2-1/4"	100	500
	2502SD			3/16" x 2-3/4"	100	500
	2503SD			3/16" x 3-1/4"	100	500
	2504SD			3/16" x 3-3/4"	100	500
	2505SD			3/16" x 4"	100	500
2486SD†	2506SD†			1/4" x 1-1/4"	100	500
2488SD†	2507SD†	8715SD†	8719SD†	1/4" x 1-3/4"	100	500
2490SD	2508SD	8716SD	8720SD	1/4" x 2-1/4"	100	500
2492SD	2509SD	8717SD	8721SD	1/4" x 2-3/4"	100	500
2494SD	2510SD	8718SD	8722SD	1/4" x 3-1/4"	100	500
2495SD	2511SD		8723SD	1/4" x 3-3/4"	100	500
2496SD	2512SD			1/4" x 4"	100	500

MASTER PACK**

CAT. NO. HWK	CAT. NO. PFH	SCREW SIZE	QUANTITIES	DRILL BIT REF. STRAIGHT	DRILL BIT REF. SDS HEX
	8757SD†	3/16" x 1-1/4"	2000	2781	2793
	8758SD†	3/16" x 1-3/4"	2000	2781	2793
	8759SD	3/16" x 2-1/4"	2000	2782	2793
	8760SD	3/16" x 2-3/4"	2000	2782	2793
	8761SD	3/16" x 3-1/4"	1000	2783	2794
	8762SD	3/16" x 3-3/4"	1000	2783	2794
	8763SD	3/16" x 4"	1000	2783	2794
8750SD†	8764SD†	1/4" x 1-1/4"	2000	2785	2796
8751SD†	8765SD†	1/4" x 1-3/4"	2000	2785	2796
8752SD	8766SD	1/4" x 2-1/4"	1000	2786	2796
8753SD	8767SD	1/4" x 2-3/4"	1000	2786	2796
8754SD	8768SD	1/4" x 3-1/4"	1000	2787	2797
8755SD	8769SD	1/4" x 3-3/4"	1000	2787	2797
8756SD	8770SD	1/4" x 4"	1000	2787	2797

HWK = Hex Washer Head (slotted); PFH = Phillips Flat Head; TFH = Trim Flat Head; FHH = Flange Hex Head

* One Tapper+ drill bit included in each standard box. ** Drill bit not included with master pack. † Sizes which are less than the minimum standard anchor length for strength design



Bronze PERMA-SEAL TAPPER+ STANDARD PACK*

CAT. NO. HWK	CAT. NO. PFH	SCREW SIZE	STD. BOX	STD. CTN.
9975SD†	9977SD†	1/4" x 1-1/4"	100	500
9976SD†	9978SD†	1/4" x 1-3/4"	100	500

† Sizes which are less than the minimum standard anchor length for strength design



WHITE PERMA-SEAL TAPPER+ STANDARD PACK*

CAT. NO. HWK	CAT. NO. PFH	CAT. NO. FHH	CAT. NO. TFH	SCREW SIZE	STD. BOX	STD. CTN.
2400SD†	2440SD†			3/16" x 1-1/4"	100	500
2402SD†	2442SD†			3/16" x 1-3/4"	100	500
2404SD	2444SD			3/16" x 2-1/4"	100	500
2406SD	2446SD			3/16" x 2-3/4"	100	500
2408SD	2448SD			3/16" x 3-1/4"	100	500
2410SD	2450SD			3/16" x 3-3/4"	100	500
2412SD	2449SD			3/16" x 4"	100	500
2420SD†	2460SD†			1/4" x 1-1/4"	100	500
2422SD†	2462SD†	8706SD†	8710SD†	1/4" x 1-3/4"	100	500

CAT. NO. HWH	CAT. NO. PFH	CAT. NO. FHH	CAT. NO. TFH	SCREW SIZE	STD. BOX	STD. CTN.
2424SD	2464SD	8707SD	8711SD	1/4" x 2-1/4"	100	500
2426SD	2466SD	8708SD	8712SD	1/4" x 2-3/4"	100	500
2428SD	2468SD	8709SD	8713SD	1/4" x 3-1/4"	100	500
2430SD	2470SD		8714SD	1/4" x 3-3/4"	100	500
2435SD	2472SD			1/4" x 4"	100	500

MASTER PACK**						
CAT. NO. HWH	CAT. NO. PFH	SCREW SIZE	QUANTITIES	DRILL BIT REF. STRAIGHT	DRILL BIT REF. SDS HEX	
	9191SD†	3/16" x 1-1/4"	2000	2781	2793	
	9192SD†	3/16" x 1-3/4"	2000	2781	2793	
	9193SD	3/16" x 2-1/4"	2000	2782	2793	
	9194SD	3/16" x 2-3/4"	2000	2782	2793	
	9195SD	3/16" x 3-1/4"	1000	2783	2794	
	9196SD	3/16" x 3-3/4"	1000	2783	2794	
	9197SD	3/16" x 4"	1000	2783	2794	
9923SD†	9951SD†	1/4" x 1-1/4"	2000	2785	2796	
9924SD†	9952SD†	1/4" x 1-3/4"	2000	2785	2796	
9925SD	9953SD	1/4" x 2-1/4"	1000	2786	2796	
9926SD	9954SD	1/4" x 2-3/4"	1000	2786	2796	
9927SD	9955SD	1/4" x 3-1/4"	1000	2787	2797	
9928SD	9956SD	1/4" x 3-3/4"	1000	2787	2797	
9929SD	9957SD	1/4" x 4"	1000	2787	2797	

HWH = Hex Washer Head (slotted); PFH = Phillips Flat Head; TFH = Trim Flat Head; FHH = Flange Hex Head

* One Tapper+ drill bit included in each standard box. ** Drill bit not included with master pack.
† Sizes which are less than the minimum standard anchor length for strength design

Drill Bits for Perma-Seal® Tapper+™



STRAIGHT SHANK				
CAT. NO.	SIZE	USABLE LENGTH	STD. TUBE	WT./100
2781SD	5/32" x 3-1/2"	2"	10	1/4
2782SD	5/32" x 4-1/2"	3"	10	1/4
2783SD	5/32" x 5-1/2"	4"	10	1/4
2785SD	3/16" x 3-1/2"	2"	10	1/4
2786SD	3/16" x 4-1/2"	3"	10	1/4
2787SD	3/16" x 5-1/2"	4"	10	1/2
2788SD	3/16" x 6-1/2"	5"	10	1/2
2789SD	3/16" x 7-1/2"	6"	10	1/2



HEX SHANK SDS-PLUS				
CAT. NO.	SIZE	USABLE LENGTH	STD. TUBE	WT./10
2793SD	5/32" x 5"	3"	1	1
2794SD	5/32" x 7"	4"	1	1
2796SD	3/16" x 5"	3"	1	1
2797SD	3/16" x 7"	4"	1	1



Tapper™

Concrete Screw

BASE MATERIAL

Concrete, Block and Brick

SIZE RANGE

3/16" x 1-1/4" to 3/8" x 6"

ANCHOR MATERIAL

Carbon Steel, Type 304 & Type 410 Stainless Steel

The Tapper Anchoring System is a family of screw anchors, specially designed drill bits and installation tools designed to meet the needs of most light to medium duty applications in concrete, block and brick. The Tapper concrete screw anchor is produced in either hex washer head or Phillips flat head styles from Perma-Seal coated carbon steel and Type 304 and Type 410 stainless steel. The 3/8" size is made in zinc plated carbon steel.



Standard Packaging - 100 screws and 1 drill per box

TYPE 304 STAINLESS STEEL TAPPER HEX HEAD†

CAT. NO.	SIZE	STD. BOX	STD. CTN.	DRILL BIT REF. STRAIGHT	DRILL BIT REF. SDS HEX
2880	1/4" x 1-1/4"	100	500	2894	2790
2881	1/4" x 1-3/4"	100	500	2894	2790
2882	1/4" x 2-1/4"	100	500	2895	2790
2883	1/4" x 2-3/4"	100	500	2895	2790

†Stainless Steel Tapper screws require the use of special Tapper drill bits. These special drill bits are gold or silver colored for identification. They cannot be used with the Perma-Seal® Tapper or 410 Stainless Steel Tapper.



Standard Packaging - 100 screws and 1 drill per box

TYPE 304 STAINLESS STEEL TAPPER PHILLIPS FLAT HEAD†

CAT. NO.	SIZE	STD. BOX	STD. CTN.	DRILL BIT REF. STRAIGHT	DRILL BIT REF. SDS HEX
2887	1/4" x 1-1/4"	100	500	2894	2790
2888	1/4" x 1-3/4"	100	500	2894	2790
2889	1/4" x 2-1/4"	100	500	2895	2790
2890	1/4" x 2-3/4"	100	500	2895	2790

†Stainless Steel Tapper screws require the use of special Tapper drill bits. These special drill bits are gold or silver colored for identification. They cannot be used with the Perma-Seal® Tapper or 410 stainless steel Tapper.



Standard Packaging - 100 screws and 1 drill per box

TYPE 410 STAINLESS STEEL TAPPER HEX HEAD


CAT. NO.	SIZE	STD. BOX	STD. CTN.	DRILL BIT REF. STRAIGHT	DRILL BIT REF. SDS HEX
4180	3/16" x 1-1/4"	100	500	2781	2793
4181	3/16" x 1-3/4"	100	500	2781	2793
4182	3/16" x 2-1/4"	100	500	2782	2793
4183	3/16" x 2-3/4"	100	500	2782	2793
4110	1/4" x 1-1/4"	100	500	2785	2796
4112	1/4" x 1-3/4"	100	500	2785	2796
4114	1/4" x 2-1/4"	100	500	2786	2796
4116	1/4" x 2-3/4"	100	500	2786	2796
4117	1/4" x 3-1/4"	100	500	2786	2796
4119	1/4" x 3-3/4"	100	500	2786	2796
4127	1/4" x 4"	100	500	2787	2797
4128	1/4" x 5"	100	500	2788	-
4129	1/4" x 6"	100	500	2788	-



Standard Packaging - 100 screws and 1 drill per box

TYPE 410 STAINLESS STEEL TAPPER PHILLIPS FLAT HEAD

CAT. NO.	SIZE	STD. BOX	STD. CTN.	DRILL BIT REF. STRAIGHT	DRILL BIT REF. SDS HEX
4185	3/16" x 1-1/4"	100	500	2781	2793
4186	3/16" x 1-3/4"	100	500	2781	2793
4187	3/16" x 2-1/4"	100	500	2782	2793
4188	3/16" x 2-3/4"	100	500	2782	2793
4118	1/4" x 1-1/4"	100	500	2785	2796
4120	1/4" x 1-3/4"	100	500	2785	2796
4123	1/4" x 2-1/4"	100	500	2786	2796
4124	1/4" x 2-3/4"	100	500	2786	2796
4125	1/4" x 3-1/4"	100	500	2786	2796



Standard Packaging - 100 screws and 1 drill per box

WHITE PERMA-SEAL TAPPER HEX HEAD

CAT. NO.	SIZE	STD. BOX	STD. CTN.	DRILL BIT REF. STRAIGHT	DRILL BIT REF. SDS HEX
2400	3/16" x 1-1/4"	100	500	2781	2793
2402	3/16" x 1-3/4"	100	500	2781	2793
2404	3/16" x 2-1/4"	100	500	2782	2793
2406	3/16" x 2-3/4"	100	500	2782	2793
2408	3/16" x 3-1/4"	100	500	2783	2794
2410	3/16" x 3-3/4"	100	500	2783	2794
2412	3/16" x 4"	100	500	2783	2794
2420	1/4" x 1-1/4"	100	500	2785	2796
2422	1/4" x 1-3/4"	100	500	2785	2796

CAT. NO.	SIZE	STD. BOX	STD. CTN.	DRILL BIT REF. STRAIGHT	DRILL BIT REF. SDS HEX
2424	1/4" x 2-1/4"	100	500	2786	2796
2426	1/4" x 2-3/4"	100	500	2786	2796
2428	1/4" x 3-1/4"	100	500	2787	2797
2430	1/4" x 3-3/4"	100	500	2787	2797
2435	1/4" x 4"	100	500	2787	2797

MASTER PACK

CAT. NO.	SIZE	STD. BOX	STD. CTN.	DRILL BIT REF. STRAIGHT	DRILL BIT REF. SDS HEX
9923	1/4" x 1-1/4"	2000	2000	2785	2796
9924	1/4" x 1-3/4"	2000	2000	2785	2796
9927	1/4" x 3-1/4"	1000	1000	2787	2797
9928	1/4" x 3-3/4"	1000	1000	2787	2797
9929	1/4" x 4"	1000	1000	2787	2797



Standard Packaging - 100 screws and 1 drill per box

WHITE PERMA-SEAL TAPPER PHILLIPS FLAT HEAD

CAT. NO.	SIZE	STD. BOX	STD. CTN.	DRILL BIT REF. STRAIGHT	DRILL BIT REF. SDS HEX
2440	3/16" x 1-1/4"	100	500	2781	2793
2442	3/16" x 1-3/4"	100	500	2781	2793
2444	3/16" x 2-1/4"	100	500	2782	2793
2446	3/16" x 2-3/4"	100	500	2782	2793
2448	3/16" x 3-1/4"	100	500	2783	2794
2450	3/16" x 3-3/4"	100	500	2783	2794
2449	3/16" x 4"	100	500	2783	2794
2460	1/4" x 1-1/4"	100	500	2785	2796
2462	1/4" x 1-3/4"	100	500	2785	2796
2464	1/4" x 2-1/4"	100	500	2786	2796
2466	1/4" x 2-3/4"	100	500	2786	2796
2468	1/4" x 3-1/4"	100	500	2787	2797
2470	1/4" x 3-3/4"	100	500	2787	2797
2472	1/4" x 4"	100	500	2787	2797

MASTER PACK

CAT. NO.	SIZE	STD. BOX	STD. CTN.	DRILL BIT REF. STRAIGHT	DRILL BIT REF. SDS HEX
9191	3/16" x 1-1/4"	2000	2000	2781	2793
9192	3/16" x 1-3/4"	2000	2000	2781	2793
9193	3/16" x 2-1/4"	2000	2000	2782	2793
9194	3/16" x 2-3/4"	2000	2000	2782	2793
9195	3/16" x 3-1/4"	1000	1000	2783	2794
9196	3/16" x 3-3/4"	1000	1000	2783	2794
9197	3/16" x 4"	1000	1000	2783	2794
9951	1/4" x 1-1/4"	2000	2000	2785	2796
9952	1/4" x 1-3/4"	2000	2000	2785	2796
9953	1/4" x 2-1/4"	2000	2000	2786	2796
9954	1/4" x 2-3/4"	2000	2000	2786	2796
9955	1/4" x 3-1/4"	1000	1000	2787	2797
9956	1/4" x 3-3/4"	1000	1000	2787	2797
9957	1/4" x 4"	1000	1000	2787	2797
9958	1/4" x 5"	1000	1000	2788	-
9959	1/4" x 6"	500	500	2789	-

**WHITE PERMA-SEAL TAPPER FLANGE HEX HEAD**

CAT. NO.	SIZE	STD. BOX	STD. CTN.	DRILL BIT REF. STRAIGHT	DRILL BIT REF. SDS HEX
8706	1/4" x 1-3/4"	100	500	2785	2796
8707	1/4" x 2-1/4"	100	500	2786	2796
8708	1/4" x 2-3/4"	100	500	2786	2796
8709	1/4" x 3-1/4"	100	500	2787	2797

**WHITE PERMA-SEAL TAPPER TRIM FLAT HEAD**

CAT. NO.	SIZE	STD. BOX	STD. CTN.	DRILL BIT REF. STRAIGHT	DRILL BIT REF. SDS HEX
8710	1/4" x 1-3/4"	100	500	2785	2796
8711	1/4" x 2-1/4"	100	500	2786	2796
8712	1/4" x 2-3/4"	100	500	2786	2796
8713	1/4" x 3-1/4"	100	500	2787	2797
8714	1/4" x 3-3/4"	100	500	2787	2797



Standard Packaging - 100 screws and 1 drill per box

3/8" ZINC PLATED CARBON STEEL TAPPER FLANGE HEX HEAD

CAT. NO.	SIZE	STD. BOX	STD. CTN.	DRILL BIT REF. STRAIGHT	DRILL BIT REF. SDS HEX
5804	3/8" x 2"	100	500	5860	5866
5806	3/8" x 3"	100	500	5860	5866
5808	3/8" x 4"	100	500	5861	5868



Standard Packaging - 100 screws and 1 drill per box

3/8" ZINC PLATED CARBON STEEL TAPPER FLANGE PHF


CAT. NO.	SIZE	STD. BOX	STD. CTN.	DRILL BIT REF. STRAIGHT	DRILL BIT REF. SDS HEX
5852	3/8" x 3"	100	500	5860	5866
5854	3/8" x 4"	100	500	5861	5868
5856	3/8" x 5"	100	100	5862	5868
5858	3/8" x 6"	100	100	5863	5868

**SILVER PERMA-SEAL TAPPER HEX HEAD**

CAT. NO.	SIZE	STD. BOX	STD. CTN.	DRILL BIT REF. STRAIGHT	DRILL BIT REF. SDS HEX
2486	1/4" x 1-1/4"	100	500	2785	2796
2488	1/4" x 1-3/4"	100	500	2785	2796
2490	1/4" x 2-1/4"	100	500	2786	2796
2492	1/4" x 2-3/4"	100	500	2786	2796
2494	1/4" x 3-1/4"	100	500	2787	2797
2495	1/4" x 3-3/4"	100	500	2787	2797
2496	1/4" x 4"	100	500	2787	2797

MASTER PACK

CAT. NO.	SIZE	STD. BOX	STD. CTN.	DRILL BIT REF. STRAIGHT	DRILL BIT REF. SDS HEX
8750	1/4" x 1-1/4"	2000	2000	2785	2796
8751	1/4" x 1-3/4"	2000	2000	2785	2796
8752	1/4" x 2-1/4"	2000	2000	2786	2796
8753	1/4" x 2-3/4"	2000	2000	2786	2796
8754	1/4" x 3-1/4"	1000	1000	2787	2797
8755	1/4" x 3-3/4"	1000	1000	2787	2797
8756	1/4" x 4"	1000	1000	2787	2797

**SILVER PERMA-SEAL TAPPER PHILLIPS FLAT HEAD**

CAT. NO.	SIZE	STD. BOX	STD. CTN.	DRILL BIT REF. STRAIGHT	DRILL BIT REF. SDS HEX
2498	3/16" x 1-1/4"	100	500	2781	2793
2500	3/16" x 1-3/4"	100	500	2781	2793
2501	3/16" x 2-1/4"	100	500	2782	2793
2502	3/16" x 2-3/4"	100	500	2782	2793
2503	3/16" x 3-1/4"	100	500	2783	2794
2504	3/16" x 3-3/4"	100	500	2783	2794
2505	3/16" x 4"	100	500	2783	2794
2506	1/4" x 1-1/4"	100	500	2785	2796
2507	1/4" x 1-3/4"	100	500	2785	2796
2508	1/4" x 2-1/4"	100	500	2786	2796
2509	1/4" x 2-3/4"	100	500	2786	2796
2510	1/4" x 3-1/4"	100	500	2787	2797
2511	1/4" x 3-3/4"	100	500	2787	2797
2512	1/4" x 4"	100	500	2787	2797
8757	3/16" x 1-1/4"	2000	2000	2781	2793
8758	3/16" x 1-3/4"	2000	2000	2781	2793
8759	3/16" x 2-1/4"	2000	2000	2782	2793
8760	3/16" x 2-3/4"	1000	1000	2782	2793
8761	3/16" x 3-1/4"	1000	1000	2783	2794
8762	3/16" x 3-3/4"	1000	1000	2783	2794
8763	3/16" x 4"	1000	1000	2783	2794
8764	1/4" x 1-1/4"	2000	2000	2785	2796
8765	1/4" x 1-3/4"	2000	2000	2785	2796
8766	1/4" x 2-1/4"	2000	2000	2786	2796

CAT. NO.	SIZE	STD. BOX	STD. CTN.	DRILL BIT REF. STRAIGHT	DRILL BIT REF. SDS HEX
8767	1/4" x 2-3/4"	2000	2000	2786	2796
8768	1/4" x 3-1/4"	1000	1000	2787	2797
8769	1/4" x 3-3/4"	1000	1000	2787	2797
8770	1/4" x 4"	1000	1000	2787	2797



SILVER PERMA-SEAL TAPPER FLANGE HEX HEAD					
CAT. NO.	SIZE	STD. BOX	STD. CTN.	DRILL BIT REF. STRAIGHT	DRILL BIT REF. SDS HEX
8715	1/4" x 1-3/4"	100	500	2785	2796
8716	1/4" x 2-1/4"	100	500	2786	2796
8718	1/4" x 3-1/4"	100	500	2787	2797



SILVER PERMA-SEAL TAPPER TRIM FLAT HEAD					
CAT. NO.	SIZE	STD. BOX	STD. CTN.	DRILL BIT REF. STRAIGHT	DRILL BIT REF. SDS HEX
8719	1/4" x 1-3/4"	100	500	2785	2796
8720	1/4" x 2-1/4"	100	500	2786	2796
8721	1/4" x 2-3/4"	100	500	2786	2796
8722	1/4" x 3-1/4"	100	500	2787	2797
8723	1/4" x 3-3/4"	100	500	2787	2797



BRONZE TAPPER FLANGE HEX HEAD					
CAT. NO.	SIZE	STD. BOX	STD. CTN.	DRILL BIT REF. STRAIGHT	DRILL BIT REF. SDS HEX
9977	1/4" x 1-3/4"	100	500	2785	2796
9978	1/4" x 2-1/4"	100	500	2786	2796



BRONZE TAPPER PHILLIPS FLAT HEAD					
CAT. NO.	SIZE	STD. BOX	STD. CTN.	DRILL BIT REF. STRAIGHT	DRILL BIT REF. SDS HEX
9975	1/4" x 1-3/4"	100	500	2785	2796
9976	1/4" x 2-1/4"	100	500	2786	2796

Tapper™ Drill Bits

Carbide Drill Bits for Perma-Seal® and 410 SS Tapper™

Tapper Drill Bits in the diameters listed are nominal size. 3/16" & 1/4" Perma-Seal Tapper anchors must be installed with special tolerance Tapper drill bits. 1/4" Stainless Steel Tapper anchors require the use of specific tolerance Tapper drill bits, which are gold or silver colored, to denote the standard size and special application size for harder materials.

3/8" diameter Tapper anchors should be installed with a 1/4" ANSI drill bit.

Tolerance Range = 0.168" to 0.175" for the 5/32" and 0.202" to 0.204" for the 3/16" bits.

(Do not use with Type 304 Stainless Steel Tapper)



STRAIGHT SHANK			
CAT. NO.	SIZE	USABLE LENGTH	STD. TUBE
2781	5/32" x 3-1/2"	2"	10
2782	5/32" x 4-1/2"	3"	10
2783	5/32" x 5-1/2"	4"	10
2785	3/16" x 3-1/2"	2"	10
2786	3/16" x 4-1/2"	3"	10
2787	3/16" x 5-1/2"	4"	10
2788	3/16" x 6-1/2"	5"	10
2789	3/16" x 7-1/2"	6"	10



SDS HEX			
CAT. NO.	SIZE	USABLE LENGTH	STD. TUBE
2793	5/32" x 5"	3"	1
2794	5/32" x 7"	5"	1
2796	3/16" x 5"	3"	1
2797	3/16" x 7"	5"	1

Carbide Drill Bits for Type 304 SS TAPPER

This is the standard bit for use with Type 304 Stainless Steel Tapper. It is for use in standard weight concrete and block, tolerance = 0.215" to 0.216". This bit is gold colored for identification. (Do not use with Perma-Seal or Type 410 SS Tapper)

STRAIGHT SHANK			
CAT. NO.	SIZE	USABLE LENGTH	STD. TUBE
2894	3/16" x 3-1/2"	2"	10
2895	3/16" x 4-1/2"	3"	10

SDS HEX			
CAT. NO.	SIZE	USABLE LENGTH	STD. TUBE
2790	3/16" x 5-1/2"	3"	1

Special Drill Bits for Type 304 SS TAPPER

For use in hard aggregate concrete, tolerance = 0.220" to 0.222. This bit is silver colored for identification. (Do not use with Perma-Seal or Type 410 SS Tapper)

SDS HEX			
CAT. NO.	SIZE	USABLE LENGTH	STD. TUBE
2780	3/16" x 5"	3"	1

CARBIDE DRILL BITS FOR 3/8" ZINC PLATED TAPPER STRAIGHT SHANK			
CAT. NO.	SIZE	USABLE LENGTH	STD. TUBE
5861	1/4" x 5-1/2"	4"	5
5862*	1/4" x 6-1/2"	5"	5
5863*	1/4" x 7-1/2"	6"	5

* Discontinued item once current stock exhausted.

SDS HEX			
CAT. NO.	SIZE	USABLE LENGTH	STD. TUBE
5866	1/4" x 6"	4"	1
5868*	1/4" x 8"	6"	1

* Discontinued item once current stock exhausted.

Tapper™ Installation Tools



INSTALLATION TOOLS FOR 3/16" AND 1/4" TAPPER				
CAT. NO.	DESCRIPTION	MAX. SCREW LENGTH	MAX. BIT LENGTH	STD. BOX
2791	Tapper 1000 Tool (as shown)	4"	5-1/2"	1
2792*	Condrive® 2000	2-3/4"	4-1/2"	1
2795	1000 SDS Extension (8")	6"	7-1/2"	1

* This tool cannot be used with SDS Drill Bits or PFH screws.



TAPPER 1000 REPLACEMENT PARTS		
CAT. NO.	DESCRIPTION	STD. BOX
2953	Drive Sleeve Assembly (5-3/4")	1
2955*	1/8" Hex Key	1
2964	Blue 3/16" Hex Wedge-Bolt® Socket	1

* Discontinued item once current stock exhausted.

**CONDRIVE® 2000 REPLACEMENT PARTS†**

CAT. NO.	DESCRIPTION	STD. BOX
2956	1/4" Hex Key	1
2957	5/16" Hex Key	1

† Condrive® is a Registered Trademark of Illinois Tool Works.

**INSTALLATION TOOLS FOR 3/8" TAPPER**

CAT. NO.	DESCRIPTION	MAX. SCREW LENGTH	MAX. BIT LENGTH	STD. BOX
5865*	Tapper 3000 Tool	4"	5-1/2"	1
5867	3000 Extension (8")	6"	7-1/2"	1

* Discontinued item once current stock exhausted.

TAPPER 3000 REPLACEMENT PARTS

CAT. NO.	DESCRIPTION	STD. BOX
5874	Drive Sleeve Assembly (5-3/4")	1
5867	Drive Sleeve Assembly (8")	1



CODE LISTED
ICC-ES ESR-2272

**CITY OF
LOS ANGELES**
LARR-25810
(Concrete)

Snake+™*Internally Threaded Self-Tapping Anchor***BASE MATERIAL**

Normal-Weight Concrete, Structural Sand-Lightweight Concrete, Concrete Over Metal Deck

SIZE RANGE

3/8" diameter (Cracked and Uncracked Concrete), 1/2" diameter

ANCHOR MATERIAL

Zinc Plated Carbon Steel

The Snake+ anchor is an internally threaded, self-tapping screw anchor designed for performance in cracked and uncracked concrete. Suitable base materials include normal-weight concrete, structural sand-lightweight concrete and concrete over metal deck. The Snake+ screw anchor is installed into a drilled hole with a power tool and a Snake+ setting tool. A hammer is not used for installation.

SNAKE+

CAT. NO.	SIZE	MIN. HOLE DEPTH	INTERNAL THREAD DEPTH	STD. BOX	STD. CTN.
6400SD	1/4"	2"	22/32"	100	1000
6401SD	3/8"	1-5/8"	11/16"	50	500
6403SD	1/2"	2-1/2"	29/32"	50	300

**EXTRA SNAKE & SNAKE+ SETTING TOOLS**

CAT. NO.	SIZE	STD. BOX	STD. CTN.
6402SD	1/4"	1	250
6407SD	3/8"	1	250
6404SD	1/2"	1	250

**Smart DI+™ Anchor (Drop-In)***Internally Threaded Expansion Anchor***New!****BASE MATERIAL**

Concrete

SIZE RANGE

1/4" to 3/4"

ANCHOR MATERIAL

Carbon Steel

With Powers new patented innovation, the Smart DI+™ Anchor (Drop-In), contractors can now reduce the amount of hammer blows when setting by approximately 25% compared to competitive brands. Once the setting tool is flush, your anchor is set! The new patented plug design yields a higher percentage of the expansion at the bottom of the anchor, exactly where it is needed. Smart DI+™ Anchor (Drop-In), can also be set using our new Smart Tool. Drill your hole, slide the tool sleeve over your carbide drill and lock into place. Your hammer drill now does all the work for you in setting the anchor.

SMART DI+

CAT. NO.	SIZE	STD. BOX	STD. CTN.
6304SD	1/4"	100	1000
6306SD	3/8"	50	500
6308SD	1/2"	50	250
6320SD	5/8"	25	125
6312SD	3/4"	10	50

**DI+ TOOL**

CAT. NO.	SIZE	STD. BOX	STD. CTN.
00425SD	1/4"	1	6
00427SD	3/8"	1	6
00429SD	1/2"	1	6

**DI+ DRILL**

CAT. NO.	SIZE	STD. BOX	STD. CTN.
00391SD	3/8" (for 1/4" Smart DI+)	1	12
00397SD	1/2" (for 3/8" Smart DI+)	1	12
00410SD	5/8" (for 1/2" Smart DI+)	1	12

**Drill**

Drill your hole with the Smart DI+ drill bit

Lock

Lock on your Smart DI+ setting tool

Drive

Drive the plug with the same tool you used to drill your anchor hole



Hollow-Set Dropin™

Internally Threaded Expansion Anchor

BASE MATERIAL

Concrete, Block, Brick, Pre-cast Hollow Core Plank, Stone

SIZE RANGE

1/4" to 5/8"

ANCHOR MATERIAL

Zamac Alloy with Carbon Steel or Stainless Steel Cones

The Hollow-Set Dropin anchor is designed for anchoring in hollow base materials such as hollow concrete block, brick with weep holes and hollow core pre-cast concrete plank. It can also be used in solid base materials. Hollow masonry materials often have a relatively thin outer wall thickness. During the drilling process, spalling on the back side of the wall can decrease the wall thickness available for anchoring to 1" or less. The design of the Hollow-Set Dropin overcomes this problem.

ZAMAC BODY WITH CARBON STEEL CONE

CAT. NO.	SIZE	DRILL DIA.	OVERALL LENGTH	SLEEVE LENGTH	STD. BOX	STD. CTN.
9320	1/4"	3/8"	7/8"	5/8"	100	1000
9330	5/16"	5/8"	1-5/16"	15/16"	50	500
9340	3/8"	5/8"	1-5/16"	15/16"	50	500
9350	1/2"	3/4"	1-3/4"	1-1/4"	50	250
9360	5/8"	1"	2"	1-1/2"	25	125

ZAMAC BODY WITH STAINLESS STEEL CONE

CAT. NO.	SIZE	DRILL DIA.	OVERALL LENGTH	SLEEVE LENGTH	STD. BOX	STD. CTN.
9420	1/4"	3/8"	7/8"	5/8"	100	1000
9440	3/8"	5/8"	1-5/16"	15/16"	100	500



For solid base materials

SETTING TOOLS - SOLID BASE MATERIALS

CAT. NO.	SIZE	STD. BOX	STD. CTN.
9322	1/4"	1	1
9342	5/16" & 3/8"	1	1
9352	1/2"	1	1
9362	5/8"	1	1



For hollow base materials

SETTING TOOLS - HOLLOW BASE MATERIALS

CAT. NO.	SIZE	STD. BOX	STD. CTN.
9323	1/4"	1	1
9333	5/16"	1	1
9343	3/8"	1	1
9353	1/2"	1	1
9363	5/8"	1	1



Steel Dropin

Internally Threaded Expansion Anchor

BASE MATERIAL

Solid Concrete, Solid Block, Hard Stone

SIZE RANGE

1/4" to 3/4" Standard Thread, 1/2" & 3/4" in Coil Thread

ANCHOR MATERIAL

Carbon Steel and Type 304 or 316 Stainless Steel

The Steel Dropin is an all-steel, machine bolt anchor available in carbon steel and two types of stainless steel. It can be used in solid concrete, hard stone, and solid block. A coil-thread version for forming applications is also available. A setting tool is included in each standard carton.

CARBON STEEL DROPIN (SMOOTH WALL)

CAT. NO.	SIZE	DRILL DIA.	MIN. DEPTH	THREAD DEPTH	STD. BOX	STD. CTN.
6304	1/4"	3/8"	1"	7/16"	100	1000
6306	3/8"	1/2"	1-9/16"	5/8"	50	500
6308	1/2"	5/8"	2"	13/16"	50	250
6320	5/8"	7/8"	2-1/2"	1-3/16"	25	125
6312	3/4"	1"	3-3/16"	1-3/8"	10	50

CARBON STEEL FLANGED DROPIN (LIPPED)

CAT. NO.	SIZE	DRILL DIA.	MIN. DEPTH	THREAD DEPTH	STD. BOX	STD. CTN.
6324	1/4"	3/8"	1"	7/16"	100	1000
6326	3/8"	1/2"	1-9/16"	5/8"	50	500
6328	1/2"	5/8"	2"	13/16"	50	250

CARBON STEEL KNURLED WALL DROPIN

CAT. NO.	ROD/ANCHOR SIZE	DRILL DIA.	OVERALL LENGTH	THREAD DEPTH	STD. BOX	STD. CTN.
6340	1/4"	3/8"	1"	7/16"	100	1000
6342	3/8"	1/2"	1-9/16"	5/8"	50	250
6344	1/2"	5/8"	2"	13/16"	50	250

TYPE 303 STAINLESS STEEL DROPIN

CAT. NO.	SIZE	DRILL DIA.	MIN. DEPTH	THREAD DEPTH	STD. BOX	STD. CTN.
6204	1/4"	3/8"	1"	7/16"	100	1000
6206	3/8"	1/2"	1-9/16"	5/8"	50	500
6208	1/2"	5/8"	2"	13/16"	50	250
6210	5/8"	7/8"	2-1/2"	1-3/16"	25	125
6212	3/4"	1"	3-3/16"	1-3/8"	10	50

TYPE 316 STAINLESS STEEL DROPIN

CAT. NO.	SIZE	DRILL DIA.	MIN. DEPTH	THREAD DEPTH	STD. BOX	STD. CTN.
6224	1/4"	3/8"	1"	7/16"	100	1000
6226	3/8"	1/2"	1-9/16"	5/8"	50	500
6228	1/2"	5/8"	2"	13/16"	50	250
6230	5/8"	7/8"	2-1/2"	1-3/16"	25	125
6232	3/4"	1"	3-3/16"	1-3/8"	10	50

CARBON STEEL COIL THREAD DROPIN

CAT. NO.	SIZE	DRILL DIA.	MIN. DEPTH	THREAD DEPTH	STD. BOX	STD. CTN.
6330	1/2"	5/8"	2"	13/16"	50	250
6332	3/4"	1"	3-3/16"	1-3/8"	10	50

Use Setting Tool Cat. No. 6309 for 1/2" size, Cat. No. 6313 for 3/4" size.



SETTING TOOLS FOR STEEL DROPIN ANCHORS

CAT. NO.	SIZE	STD. BOX	STD. CTN.
6305	1/4"	1	250
6307	3/8"	1	100
6309	1/2"	1	100
6311	5/8"	1	50
6313	3/4"	1	25



New!

SDS-PLUS ACCU-BIT FOR DROPIN AND SMART DI+

CAT. NO.	SIZE	USABLE LENGTH	BITS PER PACK
00391	SDS-Plus 3/8" Concrete Accu-Bit	for 1/4" Dropin	1
00397	SDS-Plus 1/2" Concrete Accu-Bit	for 3/8" Dropin	1
00410	SDS-Plus 5/8" Concrete Accu-Bit	for 1/2" Dropin	1
00418	SDS-Plus 7/8" Concrete Accu-Bit	for 5/8" Dropin	1
00419	SDS-Plus 1" Concrete Accu-Bit	for 3/4" Dropin	1



Mini Dropin

Internally Threaded Expansion Anchor

BASE MATERIAL

Pre-cast Hollow Core Plank, Concrete

SIZE RANGE

1/4", 3/8" and 1/2"

ANCHOR MATERIAL

Carbon Steel

The Mini Dropin is a carbon steel, machine bolt anchor used in shallow embedment applications. It can be used in solid concrete and hollow core concrete plank, and it may be suitable in hard stone and solid block.

MINI DROPIN

CAT. NO.	SIZE	DRILL DIA.	MIN. DEPTH	THREAD DEPTH	STD. BOX	STD. CTN.
6335	1/4"	3/8"	5/8"	3/8"	100	1000
6322	3/8"	1/2"	3/4"	13/32"	100	1000
6337	1/2"	5/8"	1"	5/8"	50	250



SETTING TOOLS FOR MINI DROPIN ANCHORS

CAT. NO.	SIZE	STD. BOX	STD. CTN.
6336	1/4"	1	50
6323	3/8"	1	50
6338	1/2"	1	50



New!

SDS-PLUS ACCU-BIT FOR MINI DROPIN

CAT. NO.	SIZE	USABLE LENGTH	BITS PER PACK
00392	SDS-Plus 3/8" Concrete Accu-Bit	for 1/4" Mini Dropin	1
00398	SDS-Plus 1/2" Concrete Accu-Bit	for 3/8" Mini Dropin	1
00411	SDS-Plus 5/8" Concrete Accu-Bit	for 1/2" Mini Dropin	1



Double Expansion Anchor

Shell Expansion Anchor

BASE MATERIAL

Concrete, Block, Brick

SIZE RANGE

1/4" to 3/4"

ANCHOR MATERIAL

Zamac Alloy

The Double is a dual expansion machine bolt anchor particularly suited for base materials of questionable strength. It can be used in solid concrete and some block, brick and stone base materials.

CAT. NO.	SIZE	ANCHOR LENGTH	DRILL DIA.	MIN. HOLE DEPTH	STD. BOX	STD. CTN.
9510	1/4"	1-3/8"	1/2"	1-1/4"	50	500
9515	5/16"	1-5/8"	5/8"	1-1/2"	50	500

CAT. NO.	SIZE	ANCHOR LENGTH	DRILL DIA.	MIN. HOLE DEPTH	STD. BOX	STD. CTN.
9520	3/8"	2"	3/4"	1-3/4"	50	250
9525	1/2"	2-1/2"	7/8"	2-1/4"	25	250
9530	5/8"	2-3/4"	1"	2-1/2"	25	100
9535	3/4"	3-15/16"	1-1/4"	3-1/2"	10	50



Single Expansion Anchor

Shell Expansion Anchor

BASE MATERIAL

Concrete

SIZE RANGE

1/4" to 5/8"

ANCHOR MATERIAL

Zamac Alloy

The Single is a machine bolt anchor designed for use in concrete, and may be suitable in block, brick and stone base materials. The anchor consists of a pre-assembled set of expansion shields and an expander cone formed from Zamac alloy.

CAT. NO.	SIZE	ANCHOR LENGTH	DRILL DIA.	MIN. HOLE DEPTH	STD. BOX	STD. CTN.
9650	1/4"	1-5/16"	1/2"	1-3/8"	50	250
9655	5/16"	1-1/2"	5/8"	1-5/8"	50	250
9665	3/8"	1-1/2"	5/8"	1-5/8"	50	250
9675	1/2"	2-1/16"	7/8"	2-1/2"	25	125
9685	5/8"	2-5/8"	1"	2-3/4"	25	1



Calk-In

Machine Screw Anchor

BASE MATERIAL

Concrete, Block, Brick

SIZE RANGE

8 - 32 to 3/4" - 10

ANCHOR MATERIAL

Zamac Alloy and Lead

The Calk-In is a pre-assembled precision cast calking type machine bolt anchor which can be used in concrete, block, brick or stone. The anchor consists of an antimonial lead alloy calking sleeve and a Zamac alloy internally-threaded expander cone.

CALK-IN

CAT. NO.	SIZE	DRILL DIA.	MIN. DEPTH	STD. BOX	STD. CTN.
9205	8-32	5/16"	1/2"	100	1000
9210	10-24	3/8"	5/8"	100	1000
9220	1/4"-20	1/2"	7/8"	100	1000
9225	5/16"-18	5/8"	1"	50	250
9230	3/8"-16	3/4"	1-1/4"	50	250
9240	1/2"-13	7/8"	1-1/2"	50	250
9250	3/4"-10	1-1/4"	2-1/4"	50	-

MASTER PACK

CAT. NO.	SIZE	DRILL DIA.	MIN. DEPTH	MASTER CTN.
9222	1/4"-20	1/2"	7/8"	1000

Calk-In tools purchased separately (not included).

CALK-IN SETTING TOOLS

CAT. NO.	SIZE	STD. BOX	STD. CTN.
9201	8	1	1
9211	10	1	1
9221	1/4"	1	1
9226	5/16"	1	1
9231	3/8"	1	1
9241	1/2"	1	1



Lag Shield

Shell Expansion Anchor

BASE MATERIAL

Concrete and Mortar Joints of Block and Brick

SIZE RANGE

1/4" to 3/4"

ANCHOR MATERIAL

Zamac Alloy

The Lag Shield is a screw style anchor designed for use with lag bolts. It is suitable for use in concrete and the mortar joints of block or brick walls. Lag Shield anchors are formed from Zamac alloy. In harder masonry materials, short style Lag Shields are used to reduce drilling time. The long style version is used in soft or weak masonry to engage more base material.

CAT. NO.	SIZE	DRILL DIA.	MIN. EMBED.	STD. BOX	STD. CTN.
1051	1/4" Short	1/2"	1"	50	500
1055	1/4" Long	1/2"	1-1/2"	50	500
1101	5/16" Short	1/2"	1-1/4"	50	500
1105	5/16" Long	1/2"	1-3/4"	50	500
1151	3/8" Short	5/8"	1-3/4"	50	500
1155	3/8" Long	5/8"	2-1/2"	50	250
1201	1/2" Short	3/4"	2"	50	500
1205	1/2" Long	3/4"	3"	50	200
1251	5/8" Short	7/8"	2"	25	125
1255	5/8" Long	7/8"	3-1/2"	25	125
1301	3/4" Short	1"	2"	25	125
1305	3/4" Long	1"	3-1/2"	25	100



Heli-Pin™

Facade Anchor

BASE MATERIAL

Concrete, Block, Brick, Stone, Clay Tile and Wood

SIZE RANGE

8mm (5/16") x 6" to 8mm (5/16") x 12"

ANCHOR MATERIAL

Type 304 Stainless Steel

The Heli-Pin anchor is a one-piece, stainless steel helical wall tie system used for anchoring existing brick veneers to the back-up structural members without exposed hardware. Existing facades constructed of various masonry materials can be reattached and reinforced using the Heli-Pin. They are ideal for stabilizing areas with missing or corroded wall ties as well as retrofits to multiple width masonry wall sections. The Heli-Pin is installed in predrilled holes with a Heli-Pin setting tool and a SDS-Plus shank roto-hammer drill.

CAT. NO.	ITEM DESCRIPTION	STD. BOX	STD. CTN.
08341	Heli-Pin Anchor 8mm (5/16") x 6"	100	1000
08342	Heli-Pin Anchor 8mm (5/16") x 8"	100	1000
08343	Heli-Pin Anchor 8mm (5/16") x 10"	100	1000
08344	Heli-Pin Anchor 8mm (5/16") x 12"	50	500
08345	Heli-Pin SDS Setting Tool	1	12

Vertigo / Vertigo™+

Rod Hanger System

BASE MATERIAL

Steel, Wood, Concrete,

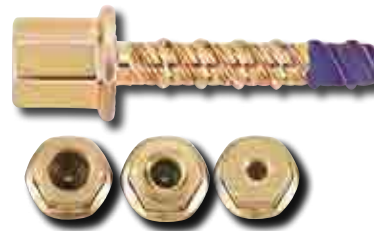
SIZE RANGE

1/4" – 1/2"

ANCHOR MATERIAL

Carbon Steel

Vertigo is an all steel threaded fastening system for suspending steel threaded rod and other assemblies. Vertigo can be installed in a variety of base materials including steel bar joists and beams, wood frame columns and beams, as well as concrete beams and columns. In wood and steel base materials, Vertigo is also offered in a side mount style for lateral installation of 1/4" and 3/8" diameter steel threaded rods onto joists, columns and trusses. For all steel and wood Vertigo fasteners, a red Vertigo Socket Driver is recommended to provide proper installation with a screw gun or hammer drill in "rotation only" mode. Concrete Vertigo fasteners should be installed with the appropriate size standard drive sockets and hammer drill or powered impact wrench.



CODE LISTED
ICC-ES ESR-2989

CONCRETE VERTIGO+

CAT. NO.	ROD SIZE	SCREW SHANK SIZE & LENGTH	FINISH	STD. BOX	STD. CTN.
7180SD*	1/4"	3/8" x 2-1/8"	Yellow Dichromate Finish	100	500
7181SD*	3/8"	3/8" x 2-1/8"	Yellow Dichromate Finish	100	500
7182SD*	1/2"	3/8" x 2-1/8"	Yellow Dichromate Finish	50	250

* Packed with SDS Wedge-Bit



STEEL VERTICAL HANGER

CAT. NO.	ROD SIZE	SCREW SHANK SIZE & LENGTH	POINT STYLE	STD. BOX	STD. CTN.
#3 FOR PURLINS					
7155	1/4"	1/4-20 x 1"	#3	100	500
7157	3/8"	1/4-20 x 2"	#3	100	500
7158	3/8"	1/4-20 x 1" (w/nuts)	#3	100	500
7159	3/8"	1/4-20 x 1-1/2"	#3	100	500
7160	3/8"	1/4-20 x 1-1/2" (w/nuts)	#3	100	500
#5 FOR BEAMS					
7152	1/4"	12-20 x 1-1/2"	#5	100	500
7154	3/8"	12-20 x 1-1/2" (w/nuts)	#5	100	500
7161	1/2"	12-20 x 1-1/2" (w/nuts)	#5	100	500



STEEL SIDE HANGER

CAT. NO.	ROD SIZE	SCREW SHANK SIZE & LENGTH	POINT STYLE	STD. BOX	STD. CTN.
#3 FOR PURLINS					
7183	1/4"	1/4-20 x 1"	#3	100	500
7184	3/8"	1/4-20 x 1" (w/nuts)	#3	100	500
7186	3/8"	1/4-20 x 1-1/2" (w/nuts)	#3	100	500
7188	3/8"	1/4-20 x 2" (w/nuts)	#3	100	500
#5 FOR BEAMS					
7200	1/4"	12-20 x 1-1/2"	#5	50	250
7201	3/8"	12-20 x 1-1/2" (w/nuts)	#5	100	500



WOOD VERTICAL HANGER					
CAT. NO.	ROD SIZE	SCREW SHANK SIZE & LENGTH	POINT STYLE	STD. BOX	STD. CTN.
7163	1/4"	1/4" x 2"	Type 17	100	500
7203	3/8"	1/4" x 1"	Type 17	100	500
7165	3/8"	1/4" x 2"	Type 17	100	500
7167	3/8"	1/4" x 3"	Type 17	100	500
7169	3/8"	1/4" x 4"	Type 17	100	500
7162	3/8"	5/16" x 2-1/2"	Type 17	100	500
7164	1/2"	5/16" x 2-1/2"	Type 17	100	500



WOOD SIDE HANGER					
CAT. NO.	ROD SIZE	SCREW SHANK SIZE & LENGTH	POINT STYLE	STD. BOX	STD. CTN.
7185	1/4"	1/4" x 1"	Type 17	100	500
7205	3/8"	1/4" x 1"	Type 17	100	500
7170	3/8"	1/4" x 2"	Type 17	100	500
7156	3/8"	5/16" x 2-1/2"	Type 17	100	500




CONCRETE VERTICAL HANGER					
CAT. NO.	ROD SIZE	SCREW SHANK SIZE & LENGTH	SHANK STYLE	STD. BOX	STD. CTN.
7171	1/4"	1/4" x 1-1/4"	ANSI Wedge-Bolt OT thread	100	500
7173	3/8"	1/4" x 1-1/2"	ANSI Wedge-Bolt OT thread	100	500
7175	1/2"	3/8" x 2-3/4"	ANSI Wedge-Bolt OT thread	50	250

For side Mount Concrete Applications use Cat. No. 7185 and 7170 with a 3/16" ANSI Drill Bit

Vertigo Accessories



POLE TOOL				
CAT. NO.	DESCRIPTION	BOX	CARTON	
7166	6'-12' Pole Tool (includes three Jaw Chuck)	1	1	




DRIVER SOCKET				
CAT. NO.	DESCRIPTION	COLOR	STD. BOX	STD. CTN.
7187	Universal Steel & Wood Socket	Red	5	25
7195	1/4" Concrete Socket	Blue	5	25
7197	3/8" Concrete Socket	Blue	5	25
7198	1/2" Concrete Socket	Blue	5	25



VERTIGO TOOL KIT				
CAT. NO.	DESCRIPTION	STD. BOX	STD. CTN.	
5864	Sleeve Assembly (same as cat. #5874) 1/4" and 3/8" blue concrete drive sockets and red universal drive socket	1	10	
5874	Sleeve Assembly	1	-	

CAT. NO.	DESCRIPTION	USABLE LENGTH	STD. TUBE	WT./10
5866	1/4" x 6" Hex Shank SDS Drill Bit	4"	1	1/2



Bang-It™

Concrete Inserts

BASE MATERIAL

Concrete, Lightweight Concrete

SIZE RANGE

1/4" to 7/8"

ANCHOR MATERIAL

Carbon Steel and Engineered Plastic

Bang-It concrete inserts are designed for installation through pre-drilled metal composite deck (i.e. "pan deck") used to support a newly poured concrete floor or roof slab. Depending upon the size/color chosen, the protective sleeve protrudes below the surface of the deck allowing overhead attachment of steel threaded rod in sizes ranging from 1/4" to 7/8" in diameter. The protective sleeve prevents sprayed fireproofing material and acoustical dampening products from clogging the internal threads of the insert inside, as well as burying, masking or losing the insert location. The unique, six-sided impact plate offers resistance to rotation within the concrete as a steel threaded rod is being installed.

CAT. NO.	DESCRIPTION	PRE DRILLED HOLE	STD. BOX	PALLET
7540	1/4" Brown Bang-It	13/16"	100	4000
7542	3/8" Green Bang-It	13/16"	100	4000
7544	1/2" Yellow Bang-It	13/16"	100	4000
7546	5/8" Red Bang-It	1-3/16"	50	2400
7548	3/4" Purple Bang-It	1-3/16"	50	2400
7549	7/8" Black Bang-It	1-3/16"	50	2400
7560	Bang-It Deck Driller		1	
7562	13/16" Carbide Hole Saw for 1/4", 3/8" and 1/2"		1	
7564	1-3/16" Carbide Hole Saw for 5/8", 3/4" and 7/8"		1	
7566	Carbide Hole Saw Center Bit		1	



Wood-Knocker™

Concrete Inserts

BASE MATERIAL

Concrete, Lightweight Concrete

SIZE RANGE

1/4" to 3/4"

ANCHOR MATERIAL

Carbon Steel and Engineered Plastic

Wood-Knocker concrete inserts are installed onto wooden forms used to support a newly poured concrete floor slabs, roof slabs or walls. When the forms are stripped, the color-coded flange is easily seen embedded in the concrete surface allowing attachment of steel threaded rod or threaded bolts in sizes ranging from 1/4" to 3/4" in diameter. The unique six-sided impact plate offers resistance to rotation within the concrete as a steel threaded rod or threaded bolt is being installed.

CAT. NO.	DESCRIPTION	STD. BOX	PALLET
7550	1/4" Brown Wood Knocker	200	9600
7552	3/8" Green Wood Knocker	200	9600
7554	1/2" Yellow Wood Knocker	200	9600
7556	5/8" Red Wood Knocker	150	6000
7558	3/4" Purple Wood Knocker	150	6000
7567	1/2" Coil Thread Wood Knocker	200	9600
7568	3/4" Coil Thread Wood Knocker	150	6000



Spike®

Pre-Expanded Anchor

BASE MATERIAL

Concrete, Block

SIZE RANGE

3/16" x 1" to 1/2" x 6-1/2"

ANCHOR MATERIAL

Carbon Steel and Type 316 Stainless Steel

The Spike anchor is a patented, one-piece, tamper-proof anchor for use in concrete, block, brick or stone. Several head styles are available and offered in carbon and type 316 stainless steel. The Spike anchor is formed with an "s" shaped configuration at the working end of the anchor to create an expansion mechanism. Since the anchor is pre-expanded, there is no secondary tightening operation.

MUSHROOM HEAD GRADE 8.2 CARBON STEEL SPIKE

CAT. NO.	SIZE	DRILL DIA.	MIN. EMBED.	STD. BOX	STD. CTN.
5502	3/16" x 1"	3/16"	7/8"	100	1000
5503	3/16" x 1-1/4"	3/16"	7/8"	100	1000
5504	3/16" x 1-1/2"	3/16"	1-1/4"	100	1000
5506	3/16" x 2"	3/16"	1-1/4"	100	1000
5508	3/16" x 2-1/2"	3/16"	1-1/4"	100	1000
5510	3/16" x 3"	3/16"	1-1/4"	100	1000
5511	3/16" x 3-1/2"	3/16"	1-1/4"	100	1000
5512	3/16" x 4"	3/16"	1-1/4"	100	500
5522	1/4" x 1"	1/4"	7/8"	100	1000
5523	1/4" x 1-1/4"	1/4"	1"	100	1000
5524	1/4" x 1-1/2"	1/4"	1-1/4"	100	1000
5526	1/4" x 2"	1/4"	1-1/4"	100	1000
5528	1/4" x 2-1/2"	1/4"	1-1/4"	100	1000
5530	1/4" x 3"	1/4"	1-1/4"	100	1000
5531	1/4" x 3-1/2"	1/4"	1-1/4"	100	1000
5532	1/4" x 4"	1/4"	1-1/4"	100	1000
5546	3/8" x 2"	3/8"	1-3/4"	25	250
5548	3/8" x 2-1/2"	3/8"	1-3/4"	25	250
5550	3/8" x 3"	3/8"	1-3/4"	25	250
5551	3/8" x 3-1/2"	3/8"	1-3/4"	25	250
5552	3/8" x 4"	3/8"	1-3/4"	25	250
5554	3/8" x 5"	3/8"	1-3/4"	25	250
5556	3/8" x 6"	3/8"	1-3/4"	25	250
5569	1/2" x 2-3/4"	1/2"	2-1/2"	50	200
5571	1/2" x 3-1/2"	1/2"	2-1/2"	50	150
5572	1/2" x 4"	1/2"	2-1/2"	25	150
5574	1/2" x 5"	1/2"	2-1/2"	25	150
5577	1/2" x 6-1/2"	1/2"	2-1/2"	25	150

The published length is measured from below the head to the end of the anchor.



FLAT HEAD GRADE 8.2 CARBON STEEL SPIKE

CAT. NO.	SIZE	DRILL DIA.	MIN. EMBED.	STD. BOX	STD. CTN.
5608	3/16" x 2-1/2"	3/16"	1-1/4"	100	1000
5610	3/16" x 3"	3/16"	1-1/4"	100	1000
5612	3/16" x 4"	3/16"	1-1/4"	100	1000
5624	1/4" x 1-1/2"	1/4"	1-1/4"	100	1000
5626	1/4" x 2"	1/4"	1-1/4"	100	1000
5628	1/4" x 2-1/2"	1/4"	1-1/4"	100	1000
5630	1/4" x 3"	1/4"	1-1/4"	100	1000
5631	1/4" x 3-1/2"	1/4"	1-1/4"	100	1000
5632	1/4" x 4"	1/4"	1-1/4"	100	500

The published length is the overall length of the anchor.

MUSHROOM HEAD TYPE 316 STAINLESS STEEL SPIKE

CAT. NO.	SIZE	DRILL DIA.	MIN. EMBED.	STD. BOX	STD. CTN.
6602	3/16" x 1"	3/16"	7/8"	100	1000
6603	3/16" x 1-1/4"	3/16"	7/8"	100	1000
6604	3/16" x 1-1/2"	3/16"	1-1/4"	100	1000
6606	3/16" x 2"	3/16"	1-1/4"	100	1000
6623	1/4" x 1-1/4"	1/4"	1"	100	1000
6624	1/4" x 1-1/2"	1/4"	1-1/4"	100	1000
6626	1/4" x 2"	1/4"	1-1/4"	100	1000
6628	1/4" x 2-1/2"	1/4"	1-1/4"	100	1000
6630	1/4" x 3"	1/4"	1-1/4"	100	1000
6646	3/8" x 2"	3/8"	1-3/4"	25	250
6648	3/8" x 2-1/2"	3/8"	1-3/4"	25	250
6650	3/8" x 3"	3/8"	1-3/4"	25	250

The published length is measured from below the head to the end of the anchor.

Special Application Spike® Anchors



ROD HANGING PIPE SPIKE GRADE 8.2 CARBON STEEL

CAT. NO.	SIZE	DRILL DIA.	MIN. EMBED.	STD. BOX	STD. CTN.
3755	1/4"	3/16"	1-1/4"	100	1000
3758	3/8"	1/4"	1-3/4"	50	500



SUSPENDED CEILINGS TIE-WIRE SPIKE GRADE 8.2 CARBON STEEL

CAT. NO.	SIZE	DRILL DIA.	MIN. EMBED.	TIE-WIRE HOLE SIZE	STD. BOX	STD. CTN.
3756	3/16"	3/16"	1-1/4"	3/16"	100	500
3759	1/4"	1/4"	1-1/4"	9/32"	100	500



CONCRETE FORMING FORMING SPIKE GRADE 8.2 CARBON STEEL

CAT. NO.	ANCHOR SIZE	DRILL DIA.	MIN. EMBED.	STD. BOX	STD. CTN.
3795	3/16" x 1-1/2"	3/16"	1-1/4"	100	1000
3796	3/16" x 2"	3/16"	1-1/4"	100	1000
3797	3/16" x 2-3/4"	3/16"	1-1/4"	100	1000
3794	1/4" x 2-3/4"	1/4"	1-1/4"	100	1000

While the Spike anchor can easily be installed using a hammer, a specially designed series of drivers and manual tools provide a fast, easy to use method for installation into concrete and masonry materials. The tools allow Spike anchors to be installed in confined areas and prevent damage to the fixture from stray hammer blows.



SPIKE INSTALLATION TOOLS

CAT. NO.	TOOL DESCRIPTION	TIP O.D.	STD. BOX
3790	Spike Driver 1000	1/2"	1
3791	Spike Driver 2000	1/2"	1



PIPE SPIKE TOOL

CAT. NO.	TOOL DESCRIPTION	TIP O.D.	STD. BOX
3760	Pipe Spike Setting Tool	5/16"	1

Drive®

Split Pin Type Pre-Expander Anchor

BASE MATERIAL

Concrete

SIZE RANGE

3/16" x 1-1/2" to 1/2" x 3"

ANCHOR MATERIAL

Carbon Steel

The Drive is a one piece tamper-proof, pre-expanded anchor available in carbon steel for use in concrete and stone. Tie-Wire Drive anchors are used for suspended ceiling applications. The flat head (counter-sunk) style is particularly suited for wood-to-concrete anchoring. The round head style is for all other applications requiring fast, permanent installations.



ROUND HEAD DRIVE

CAT. NO.	SIZE	DRILL DIA.	MIN. DEPTH	STD. BOX	STD. CTN.
3211	1/4" x 1-1/4"	1/4"	1-1/8"	100	1000
3241	1/4" x 1-1/2"	1/4"	1-1/8"	100	1000
3271	1/4" x 2"	1/4"	1-1/8"	100	1000
3301	1/4" x 2-1/2"	1/4"	1-1/8"	100	1000
3601	3/8" x 2"	3/8"	1-7/8"	25	250
3631	3/8" x 2-1/2"	3/8"	1-7/8"	25	250
3691	3/8" x 3-1/2"	3/8"	1-7/8"	25	250
3781	1/2" x 3"	1/2"	2-5/8"	25	125



FLAT HEAD DRIVE

CAT. NO.	SIZE	DRILL DIA.	MIN. DEPTH	STD. BOX	STD. CTN.
3092	3/16" x 1-1/2"	3/16"	7/8"	100	1000
3122	3/16" x 2"	3/16"	7/8"	100	1000
3152	3/16" x 2-1/2"	3/16"	7/8"	100	1000
3162	3/16" x 3"	3/16"	7/8"	100	1000
3242	1/4" x 1-1/2"	1/4"	1-1/8"	100	1000
3272	1/4" x 2"	1/4"	1-1/8"	100	1000
3302	1/4" x 2-1/2"	1/4"	1-1/8"	100	1000
3332	1/4" x 3"	1/4"	1-1/8"	100	1000
3362	1/4" x 3-1/2"	1/4"	1-1/8"	100	1000
3392	1/4" x 4"	1/4"	1-1/8"	100	500



TIE-WIRE DRIVE (13/64" TIE-WIRE HOLE)

CAT. NO.	SIZE	DRILL DIA.	MIN. DEPTH	STD. BOX	STD. CTN.
3244	1/4" x 1-3/4"	1/4"	1-1/8"	500	500
3245	1/4" x 1-3/4"	1/4"	1-1/8"	100	500
3250	Tie-Wire Setting Tool Drive			1	1

Zamac Hammer-Screw®

Nail Anchor

BASE MATERIAL

Concrete, Block, Brick, Stone


SIZE RANGE

1/4" x 3/4" to 1/4" x 3"

ANCHOR MATERIAL

Zamac Alloy with Carbon Steel and Perma-Seal Drive Screw

The Zamac Hammer-Screw is a unique, one-step drive anchor featuring a Phillips type head and an internal screw thread for use in concrete, block, brick or stone. The anchor has a body formed from corrosion resistant Zamac alloy with a carbon steel drive screw, and has been developed as an improvement over standard nailin anchors. The anchor is removable and is also offered with an optional Perma-Seal coated screw.



ZAMAC HAMMER-SCREW - MUSHROOM HEAD / NO. 2 PHILLIPS TYPE SCREW CARBON STEEL				
CAT. NO.	SIZE	DRILL DIA.	STD. BOX	STD. CTN.
2839	1/4" x 3/4"	1/4"	100	500
2840	1/4" x 1"	1/4"	100	500
2842	1/4" x 1-1/4"	1/4"	100	500
2844	1/4" x 1-1/2"	1/4"	100	500
2846	1/4" x 2"	1/4"	100	500
2848	1/4" x 2-1/4"	1/4"	100	500
2850	1/4" x 3"	1/4"	100	500

MASTER PACK WITH CARBON STEEL SCREW				
CAT. NO.	SIZE	DRILL DIA.	STD. BOX	STD. CTN.
2939	1/4" x 3/4"	1/4"	1000	1000
2940	1/4" x 1"	1/4"	1000	1000
2942	1/4" x 1-1/4"	1/4"	1000	1000
2944	1/4" x 1-1/2"	1/4"	1000	1000
2946	1/4" x 2"	1/4"	1000	1000
2948	1/4" x 2-1/4"	1/4"	1000	1000
2949	1/4" x 3"	1/4"	1000	1000

ZAMAC HAMMER-SCREW - MUSHROOM HEAD WITH NO. 2 PHILLIPS TYPE PERMA-SEAL SCREW				
CAT. NO.	SIZE	DRILL DIA.	STD. BOX	STD. CTN.
2817	1/4" x 1-1/4"	1/4"	100	500

MASTER PACK WITH PERMA-SEAL SCREW				
CAT. NO.	SIZE	DRILL DIA.	STD. BOX	STD. CTN.
2818	1/4" x 1-1/4"	1/4"	1000	1000



CODE LISTED
ICC-ES ESR-3057
CRACKED & UNCRACKED
CONCRETE
(REDUNDANT FASTENING)

Safe-T+ Pin

New!

Nail Anchor

BASE MATERIAL

Concrete, Block, Brick, Stone

SIZE RANGE

1/4" x 1-3/8" and 1/4" x 2-1/2"

ANCHOR MATERIAL

Carbon Steel

The new Powers Safe-T+ Pin is a one piece, all steel, nail drive anchor that can be used in concrete, block, brick or stone. Each box of Safe-T+ pins comes with a 6MM SDS carbide drill bit for ease of installation. Typical applications include HVAC Duct Straps, light to medium duty signage, and termination bar, flooring ECT. Available in 1 diameter and two lengths. Just drill a hole and hammer it in.

SAFE-T+ PIN				
CAT. NO.	SIZE	DRILL DIA.	STD. BOX	STD. CTN.
2800SD	6mm (1/4") x 1-3/8"	6mm	100	600
2801SD	6mm (1/4") x 2-1/2"	6mm	100	600



SAFE-T+ PIN DRILL BIT					
CAT. NO.	DESCRIPTION	DIA.	USABLE LENGTH	STD. BOX	STD. CTN.
2800	Drill Bit	6mm	3-1/4"	1	50

Zamac Nailin®

Drive Pin Type Anchor

BASE MATERIAL

Concrete, Block, Brick, Stone

SIZE RANGE

3/16" x 7/8" to 1/4" x 3"

ANCHOR MATERIAL

Zamac Alloy with Carbon or Stainless Steel Drive Pin

The Zamac Nailin is a tamper-proof nail drive anchor which has a body formed from Zamac alloy. Nails are available in carbon or stainless steel. The anchor can be used in concrete, block, brick or stone.



MUSHROOM HEAD ZAMAC NAILIN - CARBON STEEL NAIL

CAT. NO.	SIZE	DRILL DIA.	STD. BOX	STD. CTN.
2802	3/16" x 7/8"	3/16"	100	500
2806	1/4" x 3/4"	1/4"	100	500
2808	1/4" x 1"	1/4"	100	50
2814	1/4" x 1-1/4"	1/4"	100	500
2820	1/4" x 1-1/2"	1/4"	100	500
2826	1/4" x 2"	1/4"	100	500
2804	1/4" x 3"	1/4"	100	500

MASTER PACK

CAT. NO.	SIZE	DRILL DIA.	STD. BOX	STD. CTN.
2803	3/16" x 7/8"	3/16"	1000	1000
2807	1/4" x 3/4"	1/4"	1000	1000
2809	1/4" x 1"	1/4"	1000	1000
2815	1/4" x 1-1/4"	1/4"	1000	1000
2821	1/4" x 1-1/2"	1/4"	1000	1000
2827	1/4" x 2"	1/4"	1000	1000
2805	1/4" x 3"	1/4"	1000	1000



FLAT HEAD ZAMAC NAILIN - CARBON STEEL NAIL

CAT. NO.	SIZE	DRILL DIA.	STD. BOX	STD. CTN.
2836	1/4" x 1-1/2"	1/4"	100	500
2838	1/4" x 2"	1/4"	100	500



MUSHROOM HEAD ZAMAC NAILIN - STAINLESS STEEL NAIL

CAT. NO.	SIZE	DRILL DIA.	STD. BOX	STD. CTN.
2858	1/4" x 1"	1/4"	100	500
2864	1/4" x 1-1/4"	1/4"	100	500
2870	1/4" x 1-1/2"	1/4"	100	500
2876	1/4" x 2"	1/4"	100	500

Nylon Nailin®

Plastic Drive Pin Type Anchor

BASE MATERIAL

Concrete, Block, Brick, Stone

SIZE RANGE

3/16" x 1" to 1/4" x 6"

ANCHOR MATERIAL

Engineered Nylon with Carbon or Stainless Steel Drive Pin

The Nylon Nailin is a pin drive anchor with a body formed from engineered nylon and nails available in carbon and stainless steel. The anchor can be used in concrete, block, brick or stone.



ROUND HEAD NYLON NAILIN - CARBON STEEL NAIL

CAT. NO.	SIZE	DRILL DIA.	STD. BOX	STD. CTN.
2431	3/16" x 1"	3/16"	100	1000
2451	3/16" x 1-1/2"	3/16"	100	1000
2521	1/4" x 1"	1/4"	100	1000
2541	1/4" x 1-1/2"	1/4"	100	1000



FLAT HEAD NYLON NAILIN - CARBON STEEL NAIL

CAT. NO.	SIZE	DRILL DIA.	STD. BOX	STD. CTN.
2542	1/4" x 1-1/2"	1/4"	100	1000
2562	1/4" x 2"	1/4"	100	1000



MUSHROOM HEAD NYLON NAILIN CARBON STEEL NAIL

CAT. NO.	SIZE	DRILL DIA.	STD. BOX	STD. CTN.
2433	3/16" x 1"	3/16"	100	1000
2513	1/4" x 3/4"	1/4"	100	1000
2523	1/4" x 1"	1/4"	100	1000
2543	1/4" x 1-1/2"	1/4"	100	1000
2563	1/4" x 2"	1/4"	100	1000
2573	1/4" x 3"	1/4"	100	1000
2583	1/4" x 4"	1/4"	100	1000



MUSHROOM HEAD NYLON NAILIN STAINLESS STEEL NAIL

CAT. NO.	SIZE	DRILL DIA.	STD. BOX	STD. CTN.
2528	1/4" x 1"	1/4"	100	1000
2548	1/4" x 1-1/2"	1/4"	100	1000



MUSHROOM HEAD BODIES ONLY

CAT. NO.	SIZE	DRILL DIA.	STD. BOX	STD. CTN.
2574	1/4" x 3"	1/4"	2500	2500

		Page	Base Material							Anchor Diameter										Anchor Elements		Chemistry				Hole Condition		Code Recognition			
			Concrete	Lightweight Concrete	Grout-filled Concrete Masonry	Hollow Concrete Masonry	Solid Brick	Hollow Brick	Stone	Structural Clay/Tile	1/4"	3/8" (#3)	1/2" (#4)	5/8" (#5)	3/4" (#6)	7/8" (#7)	1" (#8)	1-1/4" (#10)	1-3/8"	1-1/2"	1-3/4"	2"	Coated/Plated Carbon Steel	Type 304 Stainless Steel	Epoxy	Ester Based Resin	Polyurethane		MS Polymer	Dry	Wet
Injection Adhesives	AC100+Gold	27	●	○	●	●	●	●	○	○	○	●	●	●	●	●	●	○	○	○	○	○			●			●	●	Code Listed ICC-ES ESR-2582	
	PE1000+	28	●	○	●	○	○		○	○	○	●	●	●	●	●	●	○	○	○	○	○			●			●	●	Code Listed ICC-ES ESR-2583 LARR-25849	
	T308+	28	●	○	●	○	●	○	○	○	○	●	●	●	●	○	○	○	○	○	○	○			●			●	○	Code Listed ICC-ES ESR-3066 & 3149	
	Pure50+	29	●	○	○	○			○			●	●	●	●	●	●							●			●	●	Code Listed ICC-ES ESR-3576		
	Pure110+	30	●	○	●	●	●	●	○	○		●	●	●	●	●	●							●			●	●	Code Listed ICC-ES ESR-3598		
	AC50 Silver	31	●									●	●	●	●	●									●			●	●		
Glass Capsule Adhesives	Chem-Stud	31	●	○	●		○	○				●	●	●	●	●	●								●			●	○	Tested To ICC-ES AC 58	
	Hammer-Capsule	32	●	○	○		○	○				●	●	●	●	●	○						●	●	●			●	○	Tested To ICC-ES AC 58	
Anchor Hardware	Straight Cut Rod	33	●	●	●	●	●	●	●	●	●	●	●	●	●	●							●	●							
	Chisel Point Rod	31	●	○	○		○	○				●	●	●	●	●	●						●								
Expansion Foam	PowerFoam	34	●	●	●	●	●	●	●	●																●					
	PowerFoam Pro	34	●	●	●	●	●	●	●	●																●				Code Listed ICC-ES ESR-3263	
Bonding Sealant	PowerStick	34	●	●	●	●	●	●	●	●																●	●	●			
Adhesive Sealant	PowerPatch	34	●	●																					●			●			

● Suitable

○ May be Suitable



Mixing nozzle included with each cartridge

AC100+Gold® Adhesive Anchoring System

CODE LISTED
ICC-ES ESR-2582

The AC100+Gold is a two-component vinyl ester adhesive anchoring system. The system includes injection adhesive in plastic cartridges, mixing nozzles, dispensing tools and hole cleaning equipment. The AC100+Gold is designed for bonding threaded rod and reinforcing bar hardware into drilled holes in concrete and masonry base materials.

AC100+GOLD CARTRIDGES				
CAT. NO.	DESCRIPTION	STD. BOX	STD. CTN.	PALLET
8462SD	5 fl. oz. Push-Pak	12	36	-
8478SD	10 fl. oz. Quik-Shot	12	36	648
8480SD	8 fl. oz. dual cartridge	-	12	624
8486SD	12 fl. oz. dual cartridge	-	12	540
8490SD	28 fl. oz. dual cartridge	-	8	240

One AC100+Gold mixing nozzle is packaged with each cartridge.
AC100+Gold mixing nozzles must be used to ensure complete and proper mixing of the adhesive.



CARTRIDGE SYSTEM MIXING NOZZLES				
CAT. NO.	DESCRIPTION	STD. BOX	STD. CTN.	
08293	Extra mixing nozzle for AC100+Gold (5 oz., 8 oz., 10 oz. & 12 oz.)	2	24	
08294	Extra mixing nozzle (with 8" extension) for AC100+Gold 28 oz.	2	24	
08281	Mixing nozzle extension, 8"	2	24	



DISPENSING TOOLS FOR INJECTION ADHESIVE				
CAT. NO.	DESCRIPTION	STD. BOX	STD. CTN.	
08437	Manual caulking gun for Push-Pak and Quik-Shot	1	12	
08479	High performance caulking gun for Push-Pak and Quik-Shot	1	12	
08484	AC100+Gold 8 oz. standard all metal manual tool	1	6	
08485	AC100+Gold 8 oz., 10 oz. & 12 oz. high performance manual tool	1	20	
08494	AC100+Gold 28 oz. standard all metal manual tool	1	-	
08495	AC100+Gold 28 oz. high performance manual tool	1	-	



PNEUMATIC INJECTION TOOL DELIVERY SYSTEM				
CAT. NO.	DESCRIPTION	STD. BOX	STD. CTN.	
08496	28 oz. High Performance Pneumatic Tool	1	1	



BATTERY INJECTION DISPENSING TOOL				
CAT. NO.	DESCRIPTION	STD. BOX	STD. CTN.	
08444*	28 oz. High Performance Battery Tool	1	1	

* Dispenses 12 cartridges at 70°F * Dispenses 6 cartridges at 30°F



HOLE CLEANING TOOLS & ACCESSORIES				
CAT. NO.	DESCRIPTION	LENGTH INCHES	STD. PKG.	
08284	Wire brush for 7/16" ANSI hole (3/8" rod or #3 rebar)	6-3/4"	1	
08285	Wire brush for 9/16" ANSI hole (1/2" rod or #4 rebar)	6-3/4"	1	
08286	Wire brush for 11/16" ANSI hole (5/8" rod or #5 rebar)	7-7/8"	1	
08278	Wire brush for 3/4" ANSI hole (5/8" rod or #5 rebar)	7-7/8"	1	
08287	Wire brush for 7/8" ANSI hole (3/4" rod or #6 rebar)	7-7/8"	1	
08288	Wire brush for 1" ANSI hole (7/8" rod or #7 rebar)	11-7/8"	1	
08289	Wire brush for 1-1/8" ANSI hole (1" rod or #8 rebar)	11-7/8"	1	
08290	Wire brush for 1-3/8" ANSI hole (1-1/4" rod or #9 rebar)	11-7/8"	1	
08291	Wire brush for 1-1/2" ANSI hole (#10 rebar)	11-7/8"	1	
08283	SDS-plus adapter for steel brushes		1	
08296	Standard drill adapter for steel brushes (e.g. Jacobs Chuck)		1	
08282	Steel brush extension, 12"		1	
08280	Hand pump/dust blower (25 fl. oz. cylinder volume)		1	
08292	Air compressor nozzle with extension		1	
08465	Adjustable torque wrench with 1/2 square drive (10 to 150 ft.-lbs.)		1	
08466	Adjustable torque wrench with 1/2 square drive (25 to 250 ft.-lbs.)		1	
52073	Adhesive cleaning kit, includes 4 wire brushes (08284, 08285, 08286, 08287), steel brush extension (08282), SDS-Pus adapter (08283), standard drill adapter (08296), hand pump/dust blower (08280), gloves and safety glasses		1	



Mixing nozzle included with each cartridge

CODE LISTED
ICC-ES ESR-2583

CITY OF LOS ANGELES
LARR-25849 (Concrete)

PE1000+®

Adhesive Anchoring System

The PE1000+ is a two-component, high strength epoxy adhesive anchoring system. The system includes injection adhesive in plastic cartridges, mixing nozzles, dispensing tools and hole cleaning equipment. The PE1000+ is designed for bonding threaded rod and reinforcing bar hardware into drilled holes in solid concrete base materials.

PE1000+ CARTRIDGES

CAT. NO.	DESCRIPTION	STD. BOX
0500SD	13 fl. oz. dual cartridge	12
0502SD	20 fl. oz. dual cartridge	12

One PE1000+ mixing nozzle is packaged with each cartridge.

PE1000+ mixing nozzles must be used to ensure complete and proper mixing of the adhesive.



CARTRIDGE SYSTEM MIXING NOZZLES

CAT. NO.	DESCRIPTION	STD. BOX	STD. CTN.
08294	Extra mixing nozzle (with an 8" extension) for PE1000+	2	24
08281	Mixing nozzle extension, 8"	2	24




8279SD

08298

8497SD

PE1000+ DISPENSING TOOLS

CAT. NO.	DESCRIPTION	STD. BOX	STD. CTN.
8279SD	13 oz. + 20 oz. PE1000+ battery tool	1	12
08298	13 oz. + 20 oz. PE1000+ heavy duty dispensing tool	1	5
8497SD	13 oz. + 20 oz. PE1000+ pneumatic dispensing tool	1	-
08277	Battery for 8279SD	1	-



8280

52073

HOLE CLEANING TOOLS & ACCESSORIES

CAT. NO.	DESCRIPTION	LENGTH INCHES	STD. PKG.
08284	Wire brush for 7/16" ANSI hole (3/8" rod or #3 rebar)	6-3/4"	1
08285	Wire brush for 9/16" ANSI hole (1/2" rod or #4 rebar)	6-3/4"	1
08286	Wire brush for 11/16" ANSI hole (5/8" rod or #5 rebar)	7-7/8"	1
08278	Wire brush for 3/4" ANSI hole (5/8" rod or #5 rebar)	7-7/8"	1
08287	Wire brush for 7/8" ANSI hole (3/4" rod or #6 rebar)	7-7/8"	1
08288	Wire brush for 1" ANSI hole (7/8" rod or #7 rebar)	11-7/8"	1
08289	Wire brush for 1-1/8" ANSI hole (1" rod or #8 rebar)	11-7/8"	1
08290	Wire brush for 1-3/8" ANSI hole (1-1/4" rod or #9 rebar)	11-7/8"	1
08291	Wire brush for 1-1/2" ANSI hole (#10 rebar)	11-7/8"	1
08283	SDS-plus adapter for steel brushes		1
08296	Standard drill adapter for steel brushes (e.g. Jacobs Chuck)		1
08282	Steel brush extension, 12"		1
08280	Hand pump/dust blower (25 fl. oz. cylinder volume)		1
08292	Air compressor nozzle with extension		1
08465	Adjustable torque wrench with 1/2 square drive (10 to 150 ft.-lbs.)		1
08466	Adjustable torque wrench with 1/2 square drive (25 to 250 ft.-lbs.)		1
52073	Adhesive cleaning kit, includes 4 wire brushes (08284, 08285, 08286, 08287), steel brush extension (08282), SDS-Pus adapter (08283), standard drill adapter (08296), hand pump/dust blower (08280), gloves and safety glasses		1



Mixing nozzle included with each cartridge

CODE LISTED
ICC-ES ESR-3066
UNCRACKED CONCRETE

CODE LISTED
ICC-ES ESR-3149
UNREINFORCED MASONRY

T308+™

Adhesive Anchoring System

T308+ is a two-component epoxy adhesive anchoring system. The system includes injection adhesive in plastic cartridges, mixing nozzles, dispensing tools and hole cleaning equipment. T308+ is designed for bonding threaded rod and reinforcing bar into drilled holes in concrete and masonry base materials.

T308+ CARTRIDGES

CAT. NO.	DESCRIPTION	STD. BOX	STD. CTN.	PALLET
8558SD	8.5 fl. oz. Quik-Shot cartridge (15.3 in³)	12	24	432
8503SD	14 fl. oz. Side-by-Side cartridge (25.0 in³)	12	-	960
8523SD	21.5 fl. oz. Side-by-Side cartridge (38.5 in³)	12	-	432
8536SD	51 fl. oz. Side-by-Side cartridge (92.0 in³)	8	-	216

One T308+ mixing nozzle is packaged with each cartridge. T308+ mixing nozzles must be used to ensure complete and proper mixing of the adhesive.



CARTRIDGE SYSTEM MIXING NOZZLES

CAT. NO.	DESCRIPTION	STD. BOX	STD. CTN.
07908	Extra mixing nozzle for T308+ (with 9" extension tube)	2	24
07919	Extra mixing nozzle for T308+ (bulk quantity)		400
07921	Extra Turbo mixing nozzle	2	24



8437

8479

8415



8409

8416

8421



8438

8442

DISPENSING TOOLS FOR INJECTION ADHESIVE

CAT. NO.	DESCRIPTION	STD. BOX	STD. CTN.
08437	10 oz. Heavy duty caulking gun for Quik-Shot	1	12
08479	10 oz. High performance caulking gun for Quik-Shot	1	12
08415	14 oz. High performance manual caulking gun	1	10
08409	21.5 oz. Standard all-metal manual tool	1	8
08416	14 oz. Standard all-metal manual tool	1	8
08421	21.5 oz. High performance manual caulking gun	1	6
08438	51 oz. High performance pneumatic caulking gun	1	1
08442	21.5 oz. Battery tool	1	1



8280

52073

HOLE CLEANING TOOLS & ACCESSORIES

CAT. NO.	DESCRIPTION	BRUSH LENGTH	STD. PKG.
07931	Nylon brush for 7/16" ANSI hole (3/8" rod or #3 rebar)	8-1/2"	1
07932	Nylon brush for 9/16" ANSI hole (1/2" rod or #4 rebar)	8-1/2"	1
07933	Nylon brush for 3/4" ANSI hole (5/8" rod or #5 rebar)	12"	1
07934	Nylon brush for 1" & 1-1/8" ANSI hole (7/8" & 1" rod or #7, #8 rebar)	13"	1
07935	Nylon brush for 1-1/4" ANSI hole (1-1/4" rod or #10 rebar)	13-1/2"	1
08280	Hand pump/dust blower (25 fl. oz. cylinder volume)		1
52073	Adhesive cleaning kit, includes 4 wire brushes (08284, 08285, 08286, 08287), steel brush extension (08282), SDS-Pus adapter (08283), standard drill adapter (08296), hand pump/dust blower (08280), gloves and safety glasses		1



CODE LISTED
ICC-ES ESR-3576

New!

Pure50+™

Adhesive Anchoring System

Pure50+ is a two-component adhesive anchoring system. The system includes injection adhesive in plastic cartridges, mixing nozzles, dispensing tools and hole cleaning equipment. Pure50+ is designed for bonding threaded rod & reinforcing bar hardware into drilled holes in solid concrete base materials.

PURE50+ CARTRIDGES

CAT. NO.	DESCRIPTION	STD. BOX	PALLET
08600	9 fl. oz. cartridge	12	432
08605	21 fl. oz. cartridge	12	540
08651	51 fl. oz. cartridge	8	216

One Pure50+ mixing nozzle is packaged with each cartridge. Pure50+ mixing nozzles must be used to ensure complete and proper mixing of the adhesive.



CARTRIDGE SYSTEM MIXING NOZZLES

CAT. NO.	DESCRIPTION	STD. PACK	STD. CTN.
08294	Extra mixing nozzle (with an 8" extension) for Pure50+	12	540
08281	Mixing nozzle extension, 8"	8	216



8409

8421

8442

8438

DISPENSING TOOLS FOR INJECTION ADHESIVE

CAT. NO.	DESCRIPTION	STD. BOX	STD. CTN.
08409	21 fl. oz. Standard all-metal manual tool	1	10
08421	21 fl. oz. High performance manual caulking gun	1	10
08442	21 fl. oz. Battery powered tool (cordless)	1	-
08459	21 fl. oz. Pneumatic tool	1	-
08438	51 fl. oz. Pneumatic tool	1	-



HOLE CLEANING TOOLS AND ACCESSORIES		
CAT. NO.	DESCRIPTION	STD. PKG.
08284	Wire brush for 7/16" ANSI hole (3/8" rod or #3 rebar)	1
08285	Wire brush for 9/16" ANSI hole (1/2" rod or #4 rebar)	1
08286	Wire brush for 11/16" ANSI hole (5/8" rod or #5 rebar)	1
08278	Wire brush for 3/4" ANSI hole (5/8" rod or #5 rebar)	1
08287	Wire brush for 7/8" ANSI hole (3/4" rod or #6 rebar)	1
08288	Wire brush for 1" ANSI hole (7/8" rod)	1
08289	Wire brush for 1-1/8" ANSI hole (1" rod or # 8 rebar)	1
08290	Wire brush for 1-3/8" ANSI hole (1-1/4" rod)	1
08283	SDS-Plus adapter for steel brushes	1
08296	Standard drill adapter for steel brushes (e.g. Jacobs Chuck)	1
08282	Steel brush extension, 12"	1
08292	Air compressor nozzle with extension	1
08465	Adjustable torque wrench with 1/2" square drive (10 to 150 ft.-lbs.)	1
08466	Adjustable torque wrench with 1/2" square drive (25 to 250 ft.-lbs.)	1
08280	Hand pump/dust blower (25 fl. oz. cylinder volume)	1
52073	Adhesive cleaning kit, includes 4 wire brushes (08284, 08285, 08286, 08287), steel brush extension (08282), SDS-Pus adapter (08283), standard drill adapter (08296), hand pump/dust blower (08280), gloves and safety glasses	



CODE LISTED
ICC-ES ESR-3598

Pure110+™ Adhesive Anchoring System

Pure110+ is a two-component epoxy adhesive anchoring system. The system includes injection adhesive in plastic cartridges, mixing nozzles, dispensing tools and hole cleaning equipment. Pure110+ is designed for bonding threaded rod and reinforcing bar hardware into drilled holes in solid concrete base materials.

PURE50+ CARTRIDGES			
CAT. NO.	DESCRIPTION	STD. BOX	PALLET
08310SD	9 fl. oz. Quik-Shot cartridge	12	432
08321SD	21 fl. oz. dual cartridge	12	540

One Pure110+ mixing nozzle is packaged with each cartridge. Pure110+ mixing nozzles must be used to ensure complete and proper mixing of the adhesive.



CARTRIDGE SYSTEM MIXING NOZZLES

CAT. NO.	DESCRIPTION	STD. PACK	STD. CTN.
08294	Extra mixing nozzle (w/8" extension) for Pure110+ Quik-Shot	2	24
08281	Mixing nozzle extension, 8" minimum	2	24
08609	Extra high flow mixing nozzle (w/8" extension) for Pure110+ dual cartridge	2	24



DISPENSING TOOLS FOR INJECTION ADHESIVE

CAT. NO.	DESCRIPTION	STD. BOX	STD. CTN.
08409	21 fl. oz. Standard all-metal manual tool	1	10
08421	21 fl. oz. High performance manual tool	1	10
08442	21 fl. oz. Battery powered tool (cordless)	1	-
08437	Manual caulking gun for Quik-Shot	1	12
08438	51 fl. oz. Pneumatic tool	1	-
08479	High performance caulking gun for Quik-Shot	1	12



HOLE CLEANING TOOLS AND ACCESSORIES

CAT. NO.	DESCRIPTION	STD. PKG.
08284	Wire brush for 7/16" ANSI hole (3/8" rod or #3 rebar)	1
08285	Wire brush for 9/16" ANSI hole (1/2" rod or #4 rebar)	1
08286	Wire brush for 11/16" ANSI hole (5/8" rod or #5 rebar)	1
08278	Wire brush for 3/4" ANSI hole (5/8" rod or #5 rebar)	1
08287	Wire brush for 7/8" ANSI hole (3/4" rod or #6 rebar)	1
08288	Wire brush for 1" ANSI hole (7/8" rod)	1
08289	Wire brush for 1-1/8" ANSI hole (1" rod or # 8 rebar)	1
08290	Wire brush for 1-3/8" ANSI hole (1-1/4" rod)	1
08283	SDS-Plus adapter for steel brushes	1
08296	Standard drill adapter for steel brushes (e.g. Jacobs Chuck)	1
08282	Steel brush extension, 12"	1
08292	Air compressor nozzle with extension	1
08465	Adjustable torque wrench with 1/2" square drive (10 to 150 ft.-lbs.)	1
08466	Adjustable torque wrench with 1/2" square drive (25 to 250 ft.-lbs.)	1
08280	Hand pump/dust blower (25 fl. oz. cylinder volume)	1
52073	Adhesive cleaning kit, includes 4 wire brushes (08284, 08285, 08286, 08287), steel brush extension (08282), SDS-Pus adapter (08283), standard drill adapter (08296), hand pump/dust blower (08280), gloves and safety glasses	



AC50 Silver™

Adhesive Anchoring System

New!

AC50 Silver is a two-component vinyl ester adhesive anchoring system. The system includes injection adhesive in plastic cartridges, mixing nozzles, dispensing tools and hole cleaning equipment. AC50 Silver is designed for bonding threaded rod and reinforcing bar hardware into drilled holes in solid concrete base materials.

PURE50+ CARTRIDGES			
CAT. NO.	DESCRIPTION	STD. BOX	PALLET
08497	28 fl. oz. cartridge	8	400

One AC50 Silver mixing nozzle is packaged with each cartridge. AC50 Silver mixing nozzles must be used to ensure complete and proper mixing of the adhesive.



CARTRIDGE SYSTEM MIXING NOZZLES			
CAT. NO.	DESCRIPTION	STD. PACK	STD. CTN.
08294	Extra mixing nozzle (with an 8" extension) for AC50 Silver	12	540
08281	Mixing nozzle extension, 8" minimum	8	216



08494 8495 08444 08496

DISPENSING TOOLS FOR INJECTION ADHESIVE			
CAT. NO.	DESCRIPTION	STD. BOX	STD. CTN.
08494	28 fl. oz. Standard all-metal manual tool	1	10
08495	28 fl. oz. High performance manual tool	1	10
08444	28 fl. oz. Battery powered tool (cordless)	1	-
08496	28 fl. oz. Pneumatic tool	1	-



08284 08285 08286



08287

08288

08289

08290

08283

08296

08492

08282

08465

8280

52073

HOLE CLEANING TOOLS AND ACCESSORIES		
CAT. NO.	DESCRIPTION	STD. PKG.
08284	Wire brush for 7/16" ANSI hole (3/8" rod or #3 rebar)	1
08285	Wire brush for 9/16" ANSI hole (1/2" rod or #4 rebar)	1
08286	Wire brush for 11/16" ANSI hole (5/8" rod or #5 rebar)	1
08278	Wire brush for 3/4" ANSI hole (1/2" rod or #4 rebar)	1
08287	Wire brush for 7/8" ANSI hole (3/4" rod or #6 rebar)	1
08288	Wire brush for 1" ANSI hole (7/8" rod)	1

CAT. NO.	DESCRIPTION	STD. PKG.
08289	Wire brush for 1-1/8" ANSI hole (1" rod or #8 rebar)	1
08290	Wire brush for 1-3/8" ANSI hole (1-1/4" rod)	1
08283	SDS-Plus adapter for steel brushes	1
08296	Standard drill adapter for steel brushes (e.g. Jacobs Chuck)	1
08282	Steel brush extension, 12"	1
08292	Air compressor nozzle with extension	1
08465	Adjustable torque wrench with 1/2" square drive (10 to 150 ft.-lbs.)	1
08466	Adjustable torque wrench with 1/2" square drive (25 to 250 ft.-lbs.)	1
08280	Hand pump/dust blower (25 fl. oz. cylinder volume)	1
52073	Adhesive cleaning kit, includes 4 wire brushes (08284, 08285, 08286, 08287), steel brush extension (08282), SDS-Plus adapter (08283), standard drill adapter (08296), hand pump/dust blower (08280), gloves and safety glasses	




Chem-Stud®

Spin-In Type Capsule Adhesive

TESTED TO
ICC-ES AC508

The Chem-Stud Anchor System consists of self contained two-part glass capsules and matching chisel pointed anchor rods which are installed using a rotary hammer drill and rod adapters. The Chem-Stud adhesive is an ester based resin material packaged in a single use glass capsules designed for installation of 3/8" through 1-1/2" threaded rods in solid concrete and masonry materials. It can also be used with chisel pointed reinforcing bars.

CHEM-STUD CAPSULES					
CAT. NO.	ROD SIZE	DRILL DIA.	LENGTH	STD. BOX	STD. CTN.
6502	3/8"	7/16"	3-1/2"	10	500
6503	1/2"	9/16"	4-1/4"	10	200
6504	5/8"	11/16"	5"	10	200
6505	3/4"	7/8"	6-5/8"	5	50
6506	7/8"	1"	7"	5	50
6507	1"	1-1/8"	8-1/4"	5	50
6508	1-1/4"	1-1/2"	10-1/4"	5	25



Carbon steel rods are zinc plated according to ASTM B 633. A307 Standard Carbon Steel, Zinc Plated (ASTM B 633)

CHEM-STUD CHISEL-POINTED ANCHOR RODS					
CAT. NO.	SIZE	DRILL DIA.	MIN. DEPTH	STD. BOX	STD. CTN.
6513	1/2" x 6-1/2"	9/16"	4-1/4"	10	50
6514	5/8" x 7-1/2"	11/16"	5"	10	40
6515	3/4" x 9-5/8"	7/8"	6-5/8"	10	40
6517	1" x 12"	1-1/8"	8-1/4"	10	10
6518*	1-1/4" x 15"	1-1/2"	10-1/4"	5	5

* Discontinued item once current stock exhausted.

Chem-Stud® Installation Tools

Chem-Stud installation tools consist of a drive adapter which is designed to fit the rotary hammer drill used and a coupler to hold either threaded rods or reinforcing bars. The tools for threaded rod and reinforcing bars are different and can not be interchanged.

Threaded Rod Installation Tools



COUPLERS FOR THREADED ROD			
CAT. NO.	SIZE	STD. BOX	STD. CTN.
6562	3/8"	1	10
6563	1/2"	1	10
6564	5/8"	1	10
6565	3/4"	1	5
6566	7/8"	1	5
6567	1"	1	5
6568	1-1/4"	1	5

**DRIVERS FOR THREADED ROD COUPLERS - HEX**

CAT. NO.	HEX SIZE	FITS COUPLER SIZE	STD. BOX	STD. CTN.
6570	1/4"	3/8" to 5/8"	1	10
6572	3/8"	3/4" to 1-1/4"	1	10

**DRIVERS FOR THREADED ROD COUPLERS - SDS-PLUS**

CAT. NO.	HEX SIZE	FITS COUPLER SIZE	STD. BOX	STD. CTN.
6574	1/4"	3/8" to 5/8"	1	10
6576	3/8"	3/4" to 1-1/4"	1	10

**DRIVERS FOR THREADED ROD COUPLERS - SPLINE**

CAT. NO.	HEX SIZE	FITS COUPLER SIZE	STD. BOX	STD. CTN.
6580	1/4"	3/8" to 5/8"	1	10
6582	3/8"	3/4" to 1-1/4"	1	10

**DRIVERS FOR THREADED ROD COUPLERS - SDS-MAX**

CAT. NO.	HEX SIZE	FITS COUPLER SIZE	STD. BOX	STD. CTN.
6559	1/4"	3/8" to 5/8"	1	10
6561	3/8"	3/4" to 1-1/4"	1	10

Reinforcing Bar Installation Tools**CHEM-STUD REBAR COUPLERS AND DRIVERS**

CAT. NO.	SIZE	STD. BOX	STD. CTN.
6533	#3 Coupler	1	10
6534	#4 Coupler	1	5
6536	#6 Coupler	1	10
6537	#7 Coupler	1	10
6538	#8 Coupler	1	10
6539	#9 Coupler	1	10
6540	#10 Coupler	1	1
6590	Spline Driver Extension	1	1
6596	SDS-Max Driver Extension	1	1

**INTERNALLY THREADED INSERT TOOLS***

CAT. NO.	SIZE	STD. BOX	STD. CTN.
6862	3/8"	1	1
6863	1/2"	1	1
6864	5/8"	1	1
6865	3/4"	1	1

*Use with drivers for threaded rod.

**Hammer-Capsule®**

Drive-In Type Capsule Adhesive

TESTED TO
ICC-ES AC508

The Hammer-Capsule System consists of a self contained, single use, two-part glass capsule into which threaded anchor rod or reinforcing bars can be directly driven without the need for a chisel point or spinning action. It is designed for use in the installation of 3/8" through 1" diameter threaded rod in solid concrete and masonry materials. It can also be used to install reinforcing bars.

HAMMER-CAPSULE SELECTION GUIDE

CAT. NO.	SIZE	DRILL DIA.	CAPSULE LENGTH	STD. BOX	STD. CTN.
6702	3/8"	7/16"	3-1/2"	10	500
6703	1/2"	9/16"	4-1/4"	10	200
6704	5/8"	11/16"	5"	10	100
6705	3/4"	7/8"	6-5/8"	5	50
6706	7/8"	1"	7"	5	50
6707	1"	1-1/8"	8-1/4"	5	50

Adhesive Installation Accessories

Adhesive installation accessories are designed to provide a dispenser or mixing nozzle extension when required and to aid in the preparation of the anchor hole.

**ACCESSORIES**

CAT. NO.	DESCRIPTION	STD. BAG
8280	Blow Out Pump	1
7931	1/2" x 8-1/2" nylon brush	1
7932	3/4" x 8-1/2" nylon brush	1
7933	1" x 12" nylon brush	1
7934	1-1/4" x 13" nylon brush	1
7935	1-1/2" x 13-1/2" nylon brush	1

Anchor Seal Plugs help retain the adhesive in the anchor hole and hold the anchor rod centered in the hole until the adhesive sets. The plugs are described by the anchor rod diameter they are used with.


**ANCHOR SEAL PLUGS**

CAT. NO.	DESCRIPTION	PLUG DEPTH	HOLE SIZE	STD. BAG
7936	3/8" Anchor Seal Plug	3/8"	7/16"	25
7937	1/2" Anchor Seal Plug	1/2"	9/16"	25

For additional sizes call for availability.

**ADHESIVE PISTONS**

CAT. NO.	DESCRIPTION	ANSI DRILL DIA.	ROD SIZE	STD. BAG	STD. CTN.
08300	7/8" Plug	7/8"	#6 - 3/4"	10	100
08301	1" Plug	1"	#7 - 7/8"	10	100
08303	1-1/8" Plug	1-1/8" Plug	#8 - 1"	10	100
08305	1-3/8" Plug	1-3/8" Plug	#9 - 1-1/4"	10	100
08309	1-1/2" Plug	1-1/2" Plug	#10	10	100



Screen tubes are made from a 300 series stainless steel. The nominal diameter of the screen listed indicates the matching rod diameter.

STAINLESS STEEL SCREEN TUBES

CAT. NO.	DESCRIPTION	DRILL DIA.	STD. CTN.
7862	1/4" x 6" Screen Tube †	3/8"	25
7864	1/4" x 8" Screen Tube †	3/8"	25
7866*	1/4" x 10" Screen Tube †	3/8"	25
7961	3/8" x 3-1/2" Screen Tube †	1/2"	25
7962	3/8" x 6" Screen Tube †	1/2"	25
7963	3/8" x 8" Screen Tube †	1/2"	25
7964	3/8" x 10" Screen Tube †	1/2"	25
7959	3/8" x 12" Screen Tube †	1/2"	25
7965	1/2" x 3-1/2" Screen Tube	5/8"	25
7966	1/2" x 6" Screen Tube	5/8"	25
7967	1/2" x 8" Screen Tube †	5/8"	25
7968	1/2" x 10" Screen Tube †	5/8"	25
7969	5/8" x 4-1/2" Screen Tube	3/4"	20
7970	5/8" x 6" Screen Tube	3/4"	20
7971	5/8" x 8" Screen Tube †	3/4"	20
7972	5/8" x 10" Screen Tube †	3/4"	20
7973	3/4" x 6" Screen Tube	7/8"	10
7977	3/4" x 8" Screen Tube	7/8"	10
7974	3/4" x 10" Screen Tube	7/8"	107
7975	3/4" x 13" Screen Tube	7/8"	10
7865	15/16" x 8" Screen Tube	1"	10
7867	15/16" x 13" Screen Tube	1"	10
7869	15/16" x 17" Screen Tube †	1"	10
7955	Adhesive Shear Tube (steel sleeve)	-	10

* Discontinued item once current stock exhausted. † Includes extension tubing



The nominal diameter of the screen listed indicate the matching rod diameter. Note: hole size required for plastic screen tubes are different than that for the stainless steel tubes.


PLASTIC SCREEN TUBES

CAT. NO.	DESCRIPTION	DRILL DIA.	STD. BOX
8470	1/4" x 1-3/4" Screen Tube	1/2"	25
8473	3/8" x 2-3/4" Screen Tube	9/16"	25
8310	3/8" x 3-1/2" Screen Tube	9/16"	25
8311	3/8" x 6" Screen Tube	9/16"	25
8313	3/8" x 8" Screen Tube	9/16"	25
8315	1/2" x 3-1/2" Screen Tube	3/4"	25
8317	1/2" x 6" Screen Tube	3/4"	25
8321	5/8" x 6" Screen Tube	7/8"	25
8323	3/4" x 6" Screen Tube	1"	10



HOLE CLEANING TOOLS & ACCESSORIES

CAT. NO.	DESCRIPTION	LENGTH INCHES	STD. PKG.
08284	Wire brush for 7/16" ANSI hole (3/8" rod or #3 rebar)	6-3/4"	1
08285	Wire brush for 9/16" ANSI hole (1/2" rod or #4 rebar)	6-3/4"	1
08286	Wire brush for 11/16" ANSI hole (5/8" rod or #5 rebar)	7-7/8"	1
08278	Wire brush for 3/4" ANSI hole (5/8" rod or #5 rebar)	7-7/8"	1
08287	Wire brush for 7/8" ANSI hole (3/4" rod or #6 rebar)	7-7/8"	1
08288	Wire brush for 1" ANSI hole (7/8" rod or #7 rebar)	11-7/8"	1
08289	Wire brush for 1-1/8" ANSI hole (1" rod or #8 rebar)	11-7/8"	1
08290	Wire brush for 1-3/8" ANSI hole (1-1/4" rod or #9 rebar)	11-7/8"	1
08291	Wire brush for 1-1/2" ANSI hole (#10 rebar)	11-7/8"	1
08283	SDS-plus adapter for steel brushes		1
08296	Standard drill adapter for steel brushes (e.g. Jacobs Chuck)		1
08282	Steel brush extension, 12"		1
08280	Hand pump/dust blower (25 fl. oz. cylinder volume)		1
08292	Air compressor nozzle with extension		1
08465	Adjustable torque wrench with 1/2 square drive (10 to 150 ft.-lbs.)		1
08466	Adjustable torque wrench with 1/2 square drive (25 to 250 ft.-lbs.)		1
52073	Adhesive cleaning kit, includes 4 wire brushes (08284, 08285, 08286, 08287), steel brush extension (08282), SDS-Plus adapter (08283), standard drill adapter (08296), hand pump/dust blower (08280), gloves and safety glasses		1



Straight cut rod is provided in A307 Threaded Anchor rod, zinc plated (ASTM B 633, clear chromate); includes nuts & washers.

STRAIGHT CUT THREADED ROD

CAT. NO.	DESCRIPTION	STD. CTN.
7980	1/4" x 3" Anchor Rod	25
7985	1/2" x 5-1/2" Anchor Rod	25
7986	1/2" x 8" Anchor Rod	25
7989	5/8" x 6-1/2" Anchor Rod	20
7990	5/8" x 8" Anchor Rod	20
7993	3/4" x 9" Anchor Rod	10
7994	3/4" x 12" Anchor Rod	10

Rod is pre-bent at a 22-1/2 degree angle and includes nuts and washers.

BENT THREADED ROD (22-1/2°)

CAT. NO.	DESCRIPTION	STD. CTN.
7957*	3/4" x 21" 22-1/2° Bent Rod	10

* Discontinued item once current stock exhausted.



PowerFoam™

Expanding Polyurethane Foam

BASE MATERIAL

Concrete, Masonry, Wood, Metal

SIZE RANGE

12 oz. & 29 oz.

MATERIAL

Polyurethane

PowerFoam is a one-part polyurethane expanding foam that sets and cures into its final form by reacting to moisture and humidity present in the air. PowerFoam's exceptional ability to bond allows it to be applied to various building elements including the surfaces of concrete, brick, block, wood, steel, aluminum and other miscellaneous metals. As it is being dispensed, PowerFoam has a neutral odor. Cured foam is standard yellow.

POWERFOAM				
CAT. NO.	DESCRIPTION	STD. BOX	STD. CTN.	STD. PALLET
08130N	PowerFoam 12 oz.	12	12	1152
08132N	PowerFoam 29 oz.	12	12	612



CODE LISTED
ICC-ES ESR-3263

TriggerFoam™ Pro

Expanding Polyurethane Foam

BASE MATERIAL

Concrete, Masonry, Wood, Metal

SIZE RANGE

29 oz.

MATERIAL

Polyurethane

TriggerFoam Pro formulas are a professional, gun applied, normal expansion polyurethane foam sealant with an extended temperature range which allows for use at temperatures as low as 23° F (-5°C). It is designed to seal gaps, insulate, and deaden sound. Recommended for use in heating and air conditioning, electrical and plumbing applications.

TRIGGERFOAM PRO		
CAT. NO.	DESCRIPTION	STD. CTN.
08136N	TriggerFoam Pro Standard Formula	12
08133P	TriggerFoam Pro Fire Block Formula	12
08134P	TriggerFoam Pro Window & Door Formula	12
08135P	TriggerFoam Pro All Season Formula	12

New!



08128

08139

08147

TRIGGERFOAM TOOLS & ACCESSORIES				
CAT. NO.	DESCRIPTION	STD. BOX	STD. CTN.	
08126	TriggerFoam Pro 20" dispensing tool (not shown)	1	10	
08128	TriggerFoam Pro deluxe metal gun	1	10	
08139	TriggerFoam Pro plastic gun	1	10	
08141*	TriggerFoam Pro gun replacement brass tip	1	1	
08147	TriggerFoam Pro Cleaner 17 fl. oz.	6	-	

* Discontinued item once current stock exhausted.



PowerStick™

Adhesive Sealant

BASE MATERIAL

Concrete, Masonry, Metals, Wood, Plastics

SIZE RANGE

10 oz. tubes

ANCHOR MATERIAL

MS Polymer Chemistry

PowerStick is a one-component universal adhesive/sealant based on proprietary MS Polymer chemistry. PowerStick is the first professional grade product on the market that delivers high bond strength and superior flexibility.

POWERSTICK					
CAT. NO.	SIZE	COLOR	DISPENSER	STD. BOX	STD. CTN.
8166N	10 oz.	White	Caulk Gun	12	12
8168N	10 oz.	Gray	Caulk Gun	12	12



8437



8479

CAULKING GUNS FOR POWERSTICK				
CAT. NO.	DESCRIPTION	STD. BOX	STD. CTN.	
8437	Manual Caulking Gun	1	12	
8479	High Performance Manual Tool	1	1	



PowerPatch Kit™

Adhesive Sealant

BASE MATERIAL

Concrete

SIZE RANGE

5 Gallon Bucket

PowerPatch is a rapid setting, 100% solids, high strength, all temperature spill repair and patching material. PowerPatch uses a unique hybridized epoxy urethane system and an engineered aggregate blend for superior performance in all conditions, including high traffic areas.

CAT. NO.	SIZE	COLOR	STD. BOX	STD. CTN.
8350	5 Gallon Bucket	Dark Gray	1	-

		Page	Base Material										Anchor Diameter												Head Style		Coating/ Material											
			Concrete	Lightweight Concrete	Hollow Core Plank	Grout-filled Concrete Masonry	Hollow Concrete Masonry	Solid Brick	Hollow Brick	Stone	Structural Clay/Tile	Plywood	Wallboard / Plaster	No. 4 Screw	No. 5 Screw	No. 6 Screw	No. 7 Screw	No. 8 Screw	No. 9 Screw	No. 10 Screw	No. 12 Screw	No. 14 Screw	No. 16 Screw	No. 18 Screw	1/8"	3/16"	1/4"	5/16"	3/8"	1/2"	Finished (Hex) Head	Round Head	Flat Head (Countersunk)	Mushroom Head	Removable	Coated / Plated Carbon Steel	Zamac Alloy	Nylon Plastic
Metal Anchors	Wall Dog	36	●	○	○	●	●	●	○		●	●																	●	●								
	Scru-Lead	36	●	○	○	○	○	●	●	●	○				●	●	●			●	●	●	●	●													●	
	Toggle-Bolt	37			○		●		○		○	●	●												●	●	●	●	●	●	●	●	●	●	●	●	●	
	Polly	37			○		●				○	●	●												●	●	●				●	●			●			
	Legs	38											●			●	●	●																		●		
	Zip-All	38										●	●			●	●	●																●		●		
Plastic Anchors	Sharkie	38	●	●	●	●	○	●	○	●	○	○	●	●	●	●	●	●	●	●	●	●																●
	Strap-Toggle	38			○		●		○		○	○	●							●	●	●				●	●		●	●	●				●		●	
	Zip-It / Zinc Zip-It	39											●		●	●	●																	●		●	●	
	Zip-Toggle	39										○	●			●																				●		
	Poly-Toggle	39	●	○	○	○	●	○	○	○	○	●	●		●	●	●	●	●	●	●																●	
	Pop-Toggle	39	○	○	○	○	●	○	○	○	○	●	●		●	●	●	●	●	●	●	●														●		
	Bantam Plug	40	●	○	○	○	●	●	●				●		●	●	●	●	●	●	●	●	●													●		
	Fluted Plastic	40	●	○	○	○	○	○	○			○	●	●	●	●	●	●	●	●	●	●														●		

● Suitable

○ May be Suitable

Wall-Dog®*Universal Light-Duty Anchor*

BASE MATERIAL

Wallboard (1/2", 5/8" & double wallboard), Plywood, Concrete, Hollow or Grout Filled Block, Brick, Plaster, Wood and Masonry

SIZE RANGE

3/16" Diameter x 2-1/2" Length max.

ANCHOR MATERIAL

Case Hardened Carbon Steel



Powers Wall-Dog is the industry's first all steel one-piece screw anchor, which features high-profile threads for easy fastening into wallboard and other masonry base materials. Its deep cutting, corkscrew-like threads provide for smooth entry and a strong hold, and when removed the Wall-Dog leaves a much smaller hole than toggles or other systems. For fastening into wallboard or wood, no pre-drilling is required. Fastening into concrete, hollow or grout filled block, brick and plaster requires a pre-drilled 3/16" ANSI hole.

Features and Benefits

- Installs in wallboard, plywood, concrete, hollow or grout filled block, brick and plaster
- Patented design provides for smooth entry, clean cutting and a strong hold
- Thread design prevents spinning and stripping
- Heat treated point can penetrate metal and wood studs
- Various head styles and colors available
- Self-drills in wallboard and in plywood
- Installs quickly and easily with a Phillips® screwdriver

**WALL-DOG LIGHT DUTY ANCHOR - COMBO HWH**

CAT. NO.	DESCRIPTION	STD. BOX	STD. CTN.	MASTER CTN.
2265	1-1/4" Combo HWH Zinc			5000
2271	1-1/4" Combo HWH Zinc	100	1000	N/A

**WALL-DOG LIGHT DUTY ANCHOR - WAFER HEAD**

CAT. NO.	DESCRIPTION	STD. BOX	STD. CTN.	MASTER CTN.
2277	1/4" x 1-1/2" White Wafer Head	100	500	N/A
2278	1/4" x 2" White Wafer Head	100	500	N/A
2279	1/4" x 2-1/4" White Wafer Head	100	500	N/A
2280	1/4" x 2-1/2" White Wafer Head	100	500	N/A

Phillips® is a registered trademark of Phillips Consumer Electronics Corporation.

**WALL-DOG LIGHT DUTY ANCHOR - ROBERTSON HEAD**

CAT. NO.	DESCRIPTION	STD. BOX	STD. CTN.	MASTER CTN.
2281	1-1/4" Zinc Robertson Head			5000
2266	1-1/4" Zinc Robertson Head	100	1000	N/A

**WALL-DOG LIGHT DUTY ANCHOR - OVAL HEAD**

CAT. NO.	DESCRIPTION	STD. BOX	STD. CTN.	MASTER CTN.
2314	1-1/4" Zinc Oval Head	100	1000	N/A
2328	1-1/4" White Oval Head	100	1000	N/A
2288	1-1/4" Black Oval Head	100	500	N/A
2292	1-1/4" Brass Oval Head	100	500	N/A

**WALL-DOG LIGHT DUTY ANCHOR - PAN HEAD**

CAT. NO.	DESCRIPTION	STD. BOX	STD. CTN.	MASTER CTN.
2316	1-1/4" Zinc Pan Head	100	1000	N/A
2330	1-1/4" White Pan Head	100	1000	N/A
2273	1-1/2" White Pan Head	100	600	N/A
2274	1-1/2" Bronze Pan Head	100	600	N/A
2275	1-1/2" Zinc Pan Head	100	600	N/A
2276	1-1/2" Black Phosphate Pan Head	100	600	N/A
2286	1-1/4" Black Pan Head	100	500	N/A
2294	1-1/4" Brass Pan Head	100	500	N/A

**WALL-DOG KIT (SCREWDRIVER)**

PACKAGED WITH 50 ZINC PANHEAD ANCHORS AND 1 PHILLIPS® SCREWDRIVER

CAT. NO.	DESCRIPTION	STD. BOX	STD. CTN.
2289	Wall-Dog Kit with Screwdriver	1	10

PACKAGED WITH 50 ZINC PANHEAD ANCHORS AND 3/16" STRAIGHT SHANK BIT

WALL-DOG KIT (BIT)

PACKAGED WITH 50 ZINC PANHEAD ANCHORS AND 3/16" STRAIGHT SHANK BIT

CAT. NO.	DESCRIPTION	STD. BOX	STD. CTN.
2332	Wall-Dog Kit with Drill Bit	1	10

**Scru-Lead***Wall Anchor*

BASE MATERIAL

Concrete, Block, Brick

SIZE RANGE

No. 6-8 x 3/4" to No.16-18 x 1-1/2"

ANCHOR MATERIAL

Lead Alloy

The Scru-Lead anchor is designed for use with sheet metal or wood screws in concrete, block or brick. The anchor is made entirely of lead alloy which is soft enough for easy installation, yet hard enough to give holding strength. The performance of this product is dependent on the integrity of the base material.

CAT. NO.	SIZE	DRILL DIA.	MIN. DEPTH	STD. BOX	STD. CTN.
9409	6-8 x 3/4"	1/4"	3/4"	100	1000
9414	6-8 x 1"	1/4"	1"	100	1000
9419	6-8 x 1-1/2"	1/4"	1-1/2"	100	500
9429	10-14 x 1"	5/16"	1"	100	500
9439	10-14 x 1-1/2"	5/16"	1-1/2"	100	500
9460	16-18 x 1-1/2"	3/8"	1-1/2"	25	250

Toggle Bolt

Hollow Wall Anchor

BASE MATERIAL

Hollow block, wallboard, plaster

SIZE RANGE

1/8" x 2" to 1/2" x 4"


ANCHOR MATERIAL

Carbon Steel

The Toggle Bolt is a spring wing type hollow wall anchor designed for use in block, wallboard and other hollow base materials. The Toggle Bolt is a two-part assembly consisting of a machine screw and a spring wing toggle. Sizes range from 1/8" x 2" to 1/2" x 4" with combo round, flat, mushroom, tie-wire or slotted hex head styles.




COMBO MUSHROOM HEAD				
CAT. NO.	SIZE	DRILL DIA.	STD. BOX	STD. CTN.
4023	1/8" x 2"	3/8"	50	500
4033	1/8" x 3"	3/8"	50	500
4043	1/8" x 4"	3/8"	50	500
4133	3/16" x 3"	1/2"	50	500
4143	3/16" x 4"	1/2"	50	500
4233	1/4" x 3"	5/8"	50	500
4243	1/4" x 4"	5/8"	50	500




SLOTTED HEX HEAD				
CAT. NO.	SIZE	DRILL DIA.	STD. BOX	STD. CTN.
4038	1/8" x 3"	3/8"	50	500



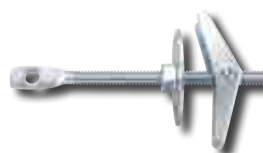
COMBO ROUND HEAD				
CAT. NO.	SIZE	DRILL DIA.	STD. BOX	STD. CTN.
4021	1/8" x 2"	3/8"	50	500
4031	1/8" x 3"	3/8"	50	500
4041	1/8" x 4"	3/8"	50	500
4121	3/16" x 2"	1/2"	50	500
4131	3/16" x 3"	1/2"	50	500
4141	3/16" x 4"	1/2"	50	500
4151	3/16" x 5"	1/2"	50	500
4161	3/16" x 6"	1/2"	50	500
4231	1/4" x 3"	5/8"	50	500
4241	1/4" x 4"	5/8"	50	500
4251	1/4" x 5"	5/8"	50	500
4261	1/4" x 6"	5/8"	50	500
4341	5/16" x 4"	7/8"	25	250
4431	3/8" x 3"	7/8"	25	250
4441	3/8" x 4"	7/8"	25	250
4451	3/8" x 5"	7/8"	25	125
4461	3/8" x 6"	7/8"	25	125
4541	1/2" x 4"	1-1/4"	25	25



FLAT HEAD				
CAT. NO.	SIZE	DRILL DIA.	STD. BOX	STD. CTN.
4132	3/16" x 3"	1/2"	50	500
4142	3/16" x 4"	1/2"	50	500
4232	1/4" x 3"	5/8"	50	500



TOGGLE WINGS ONLY				
CAT. NO.	SIZE	DRILL DIA.	STD. BOX	STD. CTN.
4000	1/8"	3/8"	100	500
4020	3/16"	1/2"	100	1000
4220	1/4"	5/8"	100	1000
4330	5/16"	7/8"	50	500
4430	3/8"	7/8"	50	500
4540	1/2"	1-1/4"	25	25



TIE-WIRE ACOUSTICAL TOGGLE					
CAT. NO.	SIZE	TIE WIRE HOLE SIZE	DRILL DIA.	STD. BOX	STD. CTN.
4247	1/4" x 4"	7/32"	5/8"	100	100
4257	1/4" x 5"	7/32"	5/8"	100	100

Polly

Hollow Wall Anchor

BASE MATERIAL

Plaster, wallboard, block, hollow tile, plywood


SIZE RANGE

1/8" extra short to 1/4" long

ANCHOR MATERIAL

Carbon Steel

The Polly is a sleeve type hollow wall anchor designed for use in base materials such as plaster, wallboard, concrete block, hollow tile or plywood.



COMBINATION SLOTTED PHILLIPS HEAD POLLY						
CAT. NO.	SIZE	SCREW LENGTH	DRILL DIA.	WALL THICKNESS	STD. BOX	STD. CTN.
2100	1/8" XS	1-1/16"	5/16"	1/8"-1/4"	100	500
2101	1/8" S	1-3/4"	5/16"	3/8"-1/2"	100	500
2102	1/8" L	2-1/4"	5/16"	5/8"-1"	100	500
2111	3/16" S	2"	3/8"	3/8"-5/8"	50	250
2112	3/16" L	2-1/2"	3/8"	3/4"-1-1/8"	50	250
2113	3/16" XL	3"	3/8"	1-1/4"-1-3/4"	25	125
2121	1/4" S	2-1/4"	7/16"	3/8"-1/2"	50	250
2122	1/4" L	2-3/4"	7/16"	5/8"-1-1/8"	50	250

XS - Extra Short S - Short L - Long XL - Extra Long

**SLOTTED HEX HEAD POLLY**

CAT. NO.	SIZE	SCREW LENGTH	DRILL DIA.	WALL THICKNESS	STD. BOX	STD. CTN.
----------	------	--------------	------------	----------------	----------	-----------

2105	1/8" S	1-3/4"	5/16"	3/8"-1/2"	100	500
------	--------	--------	-------	-----------	-----	-----

DRIVE POLLY

CAT. NO.	SIZE	SCREW LENGTH	WALL THICKNESS	STD. BOX	STD. CTN.
----------	------	--------------	----------------	----------	-----------

2180*	1/8" XS	1-3/8"	1/8"-1/4"	100	500
-------	---------	--------	-----------	-----	-----

2182	1/8" S	2"	3/8"-1/2"	100	500
------	--------	----	-----------	-----	-----

2184	1/8" L	2-3/8"	1/2"-3/4"	100	500
------	--------	--------	-----------	-----	-----

* Discontinued item once current stock exhausted. XS - Extra Short S - Short L - Long

**POLLY SETTING TOOL (FITS ALL SIZES)**

CAT. NO.	DESCRIPTION	STD. BOX	STD. CTN.
----------	-------------	----------	-----------

2150	Polly Setting Tool	1	1
------	--------------------	---	---

**Legs***Wallboard Anchor*

BASE MATERIAL

Wallboard

SIZE RANGE

Use with No.6 or No.8 screw

ANCHOR MATERIAL

Carbon Steel

The Legs anchor is a fast, easy to use expansion anchor designed for use in wallboard. The anchor has a pierce point, requiring no pre-drilling. Removal of the anchor, if required, is easy. Once removed, the anchor leaves a small slit in the wallboard.

LEGS DRYWALL ANCHOR

CAT. NO.	DESCRIPTION	STD. BOX	STD. CTN.
----------	-------------	----------	-----------

2336	Legs Wallboard Anchor	100	1000
------	-----------------------	-----	------

2335	Legs Anchor w/ No.8 x 1" Screw	100	1000
------	--------------------------------	-----	------

MASTER PACK

CAT. NO.	DESCRIPTION	MASTER CTN.
----------	-------------	-------------

2338	Legs Wallboard Anchor	5000
------	-----------------------	------

**Zip-All®***Wallboard Anchor*

BASE MATERIAL

Wallboard, Wood

SIZE RANGE

Use with No. 6 or No. 8 screw

ANCHOR MATERIAL

Zamac Alloy

The Zip-All anchor is a one piece self drilling anchor designed for use in hollow gypsum wallboard, wood, block and concrete for light duty loads. It is available in Zamac alloy for use with either a No. 6 or No. 8 screws in 3/8" to 1" wallboard.

ZIP-ALL

CAT. NO.	WALL THICKNESS	DESCRIPTION	STD. BOX	STD. CTN.
----------	----------------	-------------	----------	-----------

2296	3/8" to 1"	Zinc - no screws	100	1000
------	------------	------------------	-----	------

2297	3/8" to 1"	Zinc - with screws	100	1000
------	------------	--------------------	-----	------

**Sharkie***Plastic Wall Anchor*

BASE MATERIAL

Concrete, Block, Brick & Wallboard

SIZE RANGE

Use with No. 4 x 1" to No. 14 x 1-9/16" screw

ANCHOR MATERIAL

Plastic

The Sharkie is a one-piece plastic anchor designed for light duty applications in wallboard, concrete and masonry. The Sharkie works in hollow or solid base materials and is suitable for screws with various thread sizes and styles. Screws for the anchor may be installed with a screw gun. The Sharkie is available with and without a flange at the top of the anchor to match the application.


SHARKIE DRYWALL ANCHOR

CAT. NO.	DESCRIPTION	STD. BOX	STD. CTN.
----------	-------------	----------	-----------

7580	Sharkie Anchor Flange #4-#10	100	1000
------	------------------------------	-----	------

7582	Sharkie Anchor Flange #6-#12	100	1000
------	------------------------------	-----	------

7584	Sharkie Anchor Flange #8-#14	100	500
------	------------------------------	-----	-----

**Strap-Toggle™***Hollow Wall Anchor*

BASE MATERIAL

Hollow Wallboard or Hollow Block

SIZE RANGE

3/16" x 4" to 1/2" x 4"

ANCHOR MATERIAL

Plastic

The Strap-Toggle is a pre-assembled anchor consisting of a carbon steel wing and a locking cap / ratchet leg assembly molded from engineered plastic. When compared to traditional toggles, this unique anchor can be installed through a smaller hole and does not require a fixture or screw to set in the base material.

STRAP-TOGGLE

CAT. NO.	SIZE	DRILL DIA.	WALL THICKNESS	STD. BOX	STD. CTN.
----------	------	------------	----------------	----------	-----------

4052	3/16" x 4"	1/2"	2-1/2"	50	300
------	------------	------	--------	----	-----

4054	1/4" x 4"	1/2"	2-1/2"	50	300
------	-----------	------	--------	----	-----

4056	3/8" x 4"	3/4"	2-1/2"	25	150
------	-----------	------	--------	----	-----

4058	1/2" x 4"	3/4"	2-1/2"	25	150
------	-----------	------	--------	----	-----

Zip-It® and Zip-It® Jr.

Wallboard Anchor

BASE MATERIAL

Wallboard

SIZE RANGE

Use with No. 6 or No. 8 screw

ANCHOR MATERIAL

Engineered Nylon or Zamac Alloy

The Zip-It anchor is a one piece self drilling anchor designed for use in hollow gypsum wallboard for light duty loads. It is available in both engineered nylon and Zamac alloy for use with either a No. 6 or No. 8 screws in 3/8" to 1" wallboard. The Zip-It Jr. is formed from engineered nylon for use with No. 6 screws in 3/8" to 5/8" wallboard.



NYLON ZIP-IT

CAT. NO.	WALL THICKNESS	DESCRIPTION	STD. BOX	STD. CTN.
2345	3/8" to 1"	Std. box, no screws	100	1000
2348	3/8" to 1"	Std. box, No. 8 x 1" screws	100	1000
2355	3/8" to 1"	Master ctn., no screws	-	5000



ZINC ZIP-IT

CAT. NO.	WALL THICKNESS	DESCRIPTION	STD. BOX	STD. CTN.
2346Z	3/8" to 1"	Std. box, no screws	100	1000
2349Z	3/8" to 1"	Std. box, No. 8 x 1" screws	100	1000
2356Z	3/8" to 1"	Master ctn., no screws	-	1000

ZIP-IT KITS

CAT. NO.	MATERIAL	DESCRIPTION	STD. BOX	STD. CTN.
2368	Nylon	50 anchors & No. 8 x 1" screws	1	10
2369	Zinc	50 anchors & No. 8 x 1" screws	1	10



NYLON ZIP-IT JR.

CAT. NO.	WALL THICKNESS	DESCRIPTION	STD. BOX	STD. CTN.
2350	3/8"-5/8"	Std. box (no screws)	100	1000
2351	3/8"-5/8"	Std. box & No. 6 x 1" screws	100	1000



ZINC ZIP-IT JR.

CAT. NO.	WALL THICKNESS	DESCRIPTION	STD. BOX	STD. CTN.
2362Z	3/8"-5/8"	Std. box (no screws)	100	1000
2364Z	3/8"-5/8"	Std. box & No. 6 x 1" screws	100	1000
2363Z	3/8"-5/8"	Master ctn. (No screws)	-	5000

ZIP-IT JR. KITS

CAT. NO.	MATERIAL	DESCRIPTION	STD. BOX	STD. CTN.
2367	Nylon	50 Anchors, No. 6 x 1" screws and No. 2 Phillips Driver Bit	1	10



Zinc Zip-Toggle®

Hollow Wall Anchor

BASE MATERIAL

Wallboard

SIZE RANGE

Use with No. 6 x 2" screw

ANCHOR MATERIAL

Zamac Alloy

The Zip-Toggle is a hollow gypsum wallboard anchor designed to provide superior performance without the need to pre-drill larger diameter holes. The Zip-Toggle is packaged with its own No. 6 x 2" lubricated screw for 3/8" to 5/8" wallboard.

CAT. NO.	SIZE	SCREWS	STD. BOX	STD. CTN.
2295	Metal Zip-Toggle with screws	No. 6 x 2"	50	250



Poly-Toggle®

Plastic Hollow Wall Anchor

BASE MATERIAL

Wallboard or solid masonry

SIZE RANGE

1/8" to 5/8" wall thickness

ANCHOR MATERIAL

Plastic

The Poly-Toggle is a screw actuated hollow wall anchor for use in paneling, wallboard and solid masonry available in 4 sizes to match the most common wall thicknesses. In solid base materials, the anchor can be used by removing the outer wings. The performance of this product depends on the integrity of the base material in which it is installed.

CAT. NO.	SIZE	WALL THICKNESS	DRILL DIA.	STD. BOX	STD. CTN.
2302	Mini	1/8"	5/16"	100	1000
2303	Short	3/8"	5/16"	100	1000
2304	Medium	1/2"	5/16"	100	1000
2305	Long	5/8"	5/16"	100	1000



Pop-Toggle

Hollow Wall Anchor

BASE MATERIAL

Gypsum Wallboard, Plaster, Plywood & some Hollow Masonry

SIZE RANGE

Wall thickness from 1/8" to 5/8", No. 6 to No. 10 wood or sheet metal screws

ANCHOR MATERIAL

Plastic

Pop-Toggle fasteners are hollow wall anchors ideal for static applications requiring light duty performance. Installation is easy, needing a pre-drilled 5/16" diameter hole. The fastener pre-installs without a screw, allowing for easy placement and removal of the fixture.

CAT. NO.	DESCRIPTION	STD. BOX	STD. CTN.
4060	Pop-Toggle Small	100	1000
4062	Pop-Toggle Medium	100	1000
4064	Pop-Toggle Large	100	1000



Bantam Plug

Plastic Wall Anchor

BASE MATERIAL

Concrete, Block, Brick, Wallboard

SIZE RANGE

No. 6-8 x 3/4" to No. 14-16 x 1-1/2"

ANCHOR MATERIAL

Plastic

The Bantam Plug anchor is a plastic anchor designed for use with lightweight fixtures with a sheet metal or wood screw.

CAT. NO.	SIZE	DRILL DIA.	MIN. DEPTH	STD. BOX	STD. CTN.	MSTR. CTN.
7559	6-8 x 3/4"	3/16"	3/4"	100	1000	150,000
7569	8-10 x 7/8"	3/16"	7/8"	100	1000	150,000
7579	10-12 x 1"	1/4"	1"	100	1000	80,000
7589	14-16 x 1-1/2"	5/16"	1-1/2"	50	500	40,000

KITS - SLOTTED/PHILLIPS PAN HEAD SHEET METAL SCREWS

CAT. NO.	KIT NO.	ANCHOR SIZE	SCREW SIZE	MIN. DEPTH	ANCHOR & SCREWS	STD. CTN.
8934	B-8	8-10	No. 8 x 1"	7/8"	100	10
8936	B-10	10-12	No. 10 x 1"	1"	100	10
8938	B-12	10-12	No. 12 x 1"	1"	100	10

100 Anchors and screws plus one drill bit per kit



Fluted Plastic Anchor

Plastic Wall Anchor

BASE MATERIAL

Concrete, Block, Brick, Stone

SIZE RANGE

No. 4-6 x 1" to No. 14 x 1-1/2"

ANCHOR MATERIAL

Plastic

The Fluted Plastic Anchor is designed for light duty fastening applications with sheet metal or wood screws. Longitudinal ribs on the anchor body prevent it from turning during tightening of the screw. This standard plastic screw anchor comes color-coded by diameter for easy application.

CAT. NO.	SIZE	COLOR	DRILL DIA.	MIN. DEPTH	STD. BOX	STD. CTN.
7500	4-6 x 1"	White	3/16"	1"	100	1000
7510	10-12 x 1"	Green	1/4"	1"	100	1000
7515	10-12 x 1-1/4"	Green	1/4"	1-1/4"	100	1000
7520	10-12 x 1-1/2"	Green	1/4"	1-1/2"	100	1000
7530	14 x 1-1/2"	Blue	5/16"	1-1/2"	100	1000

			Dimensions		Base			Powers Tools						Other Tools																												
		Page	Shank Length	Shank Diameter	Concrete	Lightweight Concrete	Grout-filled Concrete Masonry	Steel	P1000	T1000	P2201	P35s	P7201	P3500/PA3500	P3801	P3600	PA351	P60	Sniper	721	M70	D45	D60 / D60L	D45 / D60 / D60L	MD380	SA270	Cobra	Viper	DX E37	DXE72	DX400	DXE72 / DX400	DX600N	DX35	DX350 / DX351/ DX36M	DX451	DXA40	DXA41	DX100 / DX200	DX460	Code Recognition	
0.300" Head Drive Pins	.300 Head Pin	43	1/2" to 1-1/2"	0.145"	●	●	●	●	●		●	●	●	●			○	●	●	●	●	●		●		●	●	●	●			●	●	●	●	●	●	○	●	○	Code Listed ICC-ES ESR-2024 LARR-25304	
	.300 Head Pin	43	1-3/4" to 3"	0.145"	●	●	○		●		●			●				●			●			●		●	●	●	●			●		●	●	●	○	●	○	Code Listed ICC-ES ESR-2024 LARR-25304		
	.300 Head Pin w Top Hat	43	1/2" to 1"	0.145"	●	●	○	●	●		●	●	●	●			○	●	●	●	●	●		●		●	●	●	●			●	●	●	●	●	○	●	○	Code Listed ICC-ES ESR-2024 LARR-25304		
	.300 Head Pin w Washer	43	3/4" to 1-1/2"	0.145"	●	●	●	●	●		●	●	●	●			○	●	●	●	●	●		●		●	●	●	●	●			●	●	●	●	○	●	○	Code Listed ICC-ES ESR-2024 LARR-25304		
	.300 Head Pin w Washer	43	2" to 3"	0.145"	●	●	○		●		●			●				●			●		●		●		●	●	●	●			●		●	●	○	●	○	Code Listed ICC-ES ESR-2024 LARR-25304		
	.300 Head Step Shank	43	3/4" to 1"	0.145"/ 0.130"	●			●	●		●	●	●	●				○	●		●	●		●		●	●	●				●	●	●	●	●	○	●	○			
8mm Head Drive Pins	8mm Head Pin	44	5/8" to 1-1/2"	0.145"	●	●	●	●	●		●	●	●	●			●	●	●	●	●			●		●	●	●	●			●	●	●	●	●	●	○	●	●	Code Listed ICC-ES ESR-2024 LARR-25304	
	8mm Head Pin	44	1-5/8" to 2-7/8"	0.145"	●	●	○		●		●			●				●			●		●		●		●	●	●	●			●		●	●	○	●	○	Code Listed ICC-ES ESR-2024 LARR-25304		
	8mm Head Pin w Top Hat	44	5/8" to 1"	0.145"	●	●	○	●	●		●	●	●	●			○	●	●	●	●	●		●		●	●	●				●	●	●	●	●	○	●	○	Code Listed ICC-ES ESR-2024 LARR-25304		
	8mm Head 0.157 CSI Pins	44	1/2" to 2-7/8"	0.157"	●	●	○	●	●		●	○	○	○				●	●		●			●		●	●	●	●			●		●	●	○	●	○	Code Listed ICC-ES ESR-1995 LARR-25931			
	8mm Head .0157 CSI Pin w Washer	44	3/4" to 2-7/8"	0.157"	●	●		●	●		●	○	○	○				●	●		●			●		●	●	●	●			●		●	●	○	●	○	Code Listed ICC-ES ESR-1995 LARR-25931			
	8mm Head Pin w Washer	44	1" to 1-1/2"	0.145"	●	●	○	●	●		●	●	●	●				○	●	●	●	●		●	●	●	●	●	●			●	●	●	●	○	●	○	Code Listed ICC-ES ESR-2024 LARR-25304			
	8mm Head Pin w Washer	44	2" to 2-7/8"	0.145"	●	●	○		●		●			●					●		●		●		●		●	●	●	●			●		●	●	○	●	○	Code Listed ICC-ES ESR-2024 LARR-25304		
Threaded Studs	1/4" -20 Threaded Stud	45	1/2" to 1-1/4"	0.145"	●	●	○	●	●		●	●	●	●	○			●	●	●	●					●	●	●	●	●				●	●	●	○	●	○	Code Listed ICC-ES ESR-2024 LARR-25304		
	3/8" -16 Threaded Stud	45	3/4" to 1-1/4"	0.205"	●	●	○	●							●	●						●			●			●	●	●			●		●	●	○	●	○	Code Listed ICC-ES ESR-2024 LARR-25304		
Heavy Duty Pins	3/8" Head Drive Pin	45	1" to 3-1/8"	.172" / .216 / .188	●	●	○	●						●	●										●								●		●	●	○	●	○	Code Listed ICC-ES ESR-2024 LARR-25304		
	10mm Head Drive Pin	45	3/4" to 3-1/4"	0.177"	●	●	○	●						●	●																		○		●	●	●	○	Code Listed ICC-ES ESR-1995 LARR-25931			
Ballistic Point Pins	Ballistic Point Pin	45	1/2" to 7/8"	0.150"	●	●	○	●	●		●	●	●	●				●		●	●	●			●	●	●	●	●			●	●	●	●	●	●	●	○	Code Listed ICC-ES ESR-2024		
	Ballistic Point Step Shank	45	1-1/4"	0.181" / 0.150"	●	●	○	●	●		●	●	●	●				●	●	●	●	●		●	●	●	●	●	●	●			●	●	●	●	●	○				
	Ballistic Point Step Shank	45	1-7/8"	0.181" / 0.150"	●	●		○	●		●		●						●		●	●			●	●	●	●	●					●	●	●	●	○				
Specialty Fasteners	Forming Pin	45	1-3/4" to 2-1/2"	0.145"	●	●	○		●		●		●					●		●	●					●	●	●	●					●		●	●					
	Hammer Drive Pin	45	3/4" to 3"	0.140"	●	●	○			●																																
Clips & Assemblies	Ceiling Clip Assemblies (.300, 8mm & Ballistic Pt.)	46	1" to 1-1/4"	0.145"	●		○	●	●		●	●	●	●				●	●	●	●	●				●	●	●	●	●					●	●		●	●	●		Code Listed ICC-ES ESR-2024 LARR-25304
	Ceiling Clip Assemblies Ladd Tool (L1600)	46	1-1/2"	0.155"	●	●		●																																	Code Listed ICC-ES ESR-2024 LARR-25304	
	BX-EMT Conduit Clip Assemblies (.300" & 8mm)	46	1" to 1-1/4"	0.145"	●	●	●	○	●		●	●	●	●				●	●	●	●	●				●	●	●	●	●				●	●		●	●				
	Rebar Basket Clip Assemblies (8mm)	46	1-1/4" to 2-7/8"	0.157"	●	●	○	○	●		●			●					●		●	●					●	●		●					●	●	●	●				

		Page	Load Power						Powers Tools										Other Tools																							
			Gray—Power Level 1	Brown—Power Level 2	Green—Power Level 3	Yellow—Power Level 4	Red—Power Level 5	Purple/Black Power Level 6	P1000	T1000	P2201	P35s	P7201	P3500/PA3500	P3801	P3600	PA351	P60	Sniper	721	M70	LADD (L1600)	D45	D60 / D60L	MD380	SA270	Cobra	Viper	DX E37	DXE72	DX400	DX600N	DX35	DX350 / DX351 / DX36M	DX450	DX451	DXA40	DXA41	DX100 / DX200	DX460		
Powder Actuated Loads	.22 Caliber "A" Single Load	53	●	●	●	●		●		●		●							●	●									●	●												
	.22 Caliber Single Load Ladd Tool (L1600)	53			●																●																					
	.25 Caliber Disk Load	53	●	●	●	●											●					●	●																			
	.25 Caliber Disk Load Red	53					●															●																				
	.25 Caliber Single Load	53			●	●	●	●						●																										●		
	.27 Caliber Single Load	53		●	●			●						●																	●											
	.27 Caliber Single Load Long Loads	53					●	●						●										●								●										
	.25 Caliber 10 Load Strip	53			●	●	●				●																							●								
	.25 Caliber 10 Load Strip Purple / Black	53						●							●																							●				
	.27 Caliber Safety Strip	53		●	●	●	●						●		●	●		●								●	●	●						●		●					●	

● Suitable

○ May be Suitable



.300 Head Drive Pins

Standard Pins

Drive pins with a 0.300" diameter head are designed for permanently fastening a fixture to concrete, some types of masonry and A36 structural steel. Drive pins are manufactured with a 0.145" diameter shank in various lengths. Knurled shank designs are available to increase performance in steel base materials. A plastic flute is mounted over the point to retain the drive pin in the fastener guide of the tool providing guidance during the driving operation.

.300 HEAD DRIVE PINS					
CAT. NO.	SHANK LENGTH	HEAD DIA.	SHANK DIA.	STD. BOX	STD. CTN.
50012	1/2" (knurled)	.300	.145	100	5000
50016	5/8" (knurled)	.300	.145	100	5000
50022	3/4"	.300	.145	100	5000
50023	3/4" Black	.300	.145	100	5000
50026	1"	.300	.145	100	5000
50032	1-1/4"	.300	.145	100	1000
50034	1-1/2"	.300	.145	100	1000
50038	2"	.300	.145	100	1000
50040	2-1/4"	.300	.145	100	1000
50042*	2-3/8"	.300	.145	100	1000
50044	2-1/2"	.300	.145	100	1000
50046	2-3/4"	.300	.145	100	1000
50048	3"	.300	.145	100	1000

MASTER PACK					
CAT. NO.	SHANK LENGTH	HEAD DIA.	SHANK DIA.	STD. BOX	STD. CTN.
50980	1/2" knurled	.300	.145	1000	5000
51041	3/4" black pins	.300	.145	1000	5000
53300	5/8" knurled	.300	.145	1000	5000
53400*	5/8" knr. top hat	.300	.145	1000	5000
51040	3/4"	.300	.145	1000	5000
51100	1"	.300	.145	1000	5000
51160	1-1/4"	.300	.145	1000	5000
51340	1/2" knr. top hat	.300	.145	1000	5000
51400	3/4" top hat	.300	.145	1000	5000
51520	1" top hat	.300	.145	1000	5000

* Discontinued item once current stock exhausted.



.300 HEAD STEP SHANK PINS					
CAT. NO.	SHANK LENGTH	HEAD DIA.	SHANK DIA.	STD. BOX	STD. CTN.
50158*	3/4" step shank	.300	.145/.130	100	5000
50159*	1" step shank	.300	.145/.130	100	5000

* Discontinued item once current stock exhausted.



The pins listed below are used primarily for applications fastening drywall track to concrete or steel. They are assembled with a metal top hat to provide extra bearing surface against the drywall track.


.300 HEAD DRIVE PINS WITH TOP HAT					
CAT. NO.	SHANK LENGTH	HEAD DIA.	SHANK DIA.	STD. BOX	STD. CTN.
50136	1/2" knurled	.300	.145	100	5000
50138	5/8" knurled	.300	.145	100	5000
50140	3/4"	.300	.145	100	5000
50144	1"	.300	.145	100	5000

Washed Pins

To provide resistance to pullover, these pins are available with pre-assembled 14 gage (0.075") metal washers in various diameters. The insulation washer has a thickness of 0.035".



.300 HEAD DRIVE PINS WITH 3/4" WASHER					
CAT. NO.	SHANK LENGTH	HEAD DIA.	SHANK DIA.	STD. BOX	STD. CTN.
50070	3/4"	.300	.145	100	1000
50080	2-1/2"	.300	.145	100	1000



.300 HEAD DRIVE PINS WITH 7/8" WASHER					
CAT. NO.	SHANK LENGTH	HEAD DIA.	SHANK DIA.	STD. BOX	STD. CTN.
50090	1"	.300	.145	100	1000
50092	1-1/4"	.300	.145	100	1000
50094	1-1/2"	.300	.145	100	1000
50096	2"	.300	.145	100	1000
50098	2-1/2"	.300	.145	100	1000
50100	3"	.300	.145	100	1000



.300 HEAD DRIVE PINS WITH 1" WASHER					
CAT. NO.	SHANK LENGTH	HEAD DIA.	SHANK DIA.	STD. BOX	STD. CTN.
50108	1-1/4"	.300	.145	100	1000
50110	1-1/2"	.300	.145	100	1000
50112	2"	.300	.145	100	1000
50114	2-1/2"	.300	.145	100	1000
50116	3"	.300	.145	100	1000



.300 HEAD DRIVE PINS WITH 1-7/16" INSULATION WASHER					
CAT. NO.	SHANK LENGTH	HEAD DIA.	SHANK DIA.	STD. BOX	STD. CTN.
50122	1-1/2"	.300	.145	100	1000
50126	2-1/2"	.300	.145	50	500



Powers ACQ Powder Actuated Fasteners are designed for fastening through pressure treated lumber into concrete and grout filled masonry. The fasteners are available with either a round or square washer for increased pullover resistance.



.300 HEAD DRIVE PINS (MECHANICALLY GALVANIZED)					
CAT. NO.	SHANK LENGTH	HEAD DIA.	SHANK DIA.	STD. BOX	STD. CTN.
50034MG	1-1/2"	.300	.145	1000	5000
50038MG	2"	.300	.145	1000	5000
50045MG	2-1/2"	.300	.145	1000	5000
50047MG	3"	.300	.145	1000	5000

.300 HEAD DRIVE PINS W/1" WASHER (MECHANICALLY GALVANIZED)					
CAT. NO.	SHANK LENGTH	HEAD DIA.	SHANK DIA.	STD. BOX	STD. CTN.
50110MG	1-1/2"	.300	.145	1000	5000
50112MG	2"	.300	.145	1000	5000
50113MG	2-1/2"	.300	.145	1000	5000
50115MG	3"	.300	.145	1000	5000



8mm Head Drive Pins

X-DN Type Pins 8mm Head Drive Pins

CAT. NO.	SHANK LENGTH	HEAD DIA.	SHANK DIA.	STD. BOX	STD. CTN.
50180	16mm knrld -5/8"	8mm	.145	100	5000
50182	19mm knrld -3/4"	8mm	.145	100	5000
50184	22mm -7/8"	8mm	.145	100	5000
50186	27mm -1"	8mm	.145	100	5000
50188	32mm -1-1/4"	8mm	.145	100	1000
50190	37mm -1-1/2"	8mm	.145	100	1000
50192	42mm -1-5/8"	8mm	.145	100	1000
50194	47mm -1-7/8"	8mm	.145	100	1000
50196	52mm -2"	8mm	.145	100	1000
50198	57mm -2-1/4"	8mm	.145	100	1000
50200	62mm -2-1/2"	8mm	.145	100	1000
50202	72mm -2-7/8"	8mm	.145	100	1000

8mm Diameter Head Drive Pins with Top Hat

The pins listed below are used primarily for applications fastening drywall track to concrete or steel. They are assembled with a metal top hat to provide extra bearing surface against the drywall track.



8MM DIAMETER HEAD DRIVE PINS WITH TOP HAT					
CAT. NO.	SHANK LENGTH	HEAD DIA.	SHANK DIA.	STD. BOX	STD. CTN.
50210	16mm knrld -5/8"	8mm	.145	100	5000
50214	22mm -7/8"	8mm	.145	100	5000
50216	27mm -1"	8mm	.145	100	5000

MASTER CARTON					
CAT. NO.	SHANK LENGTH	HEAD DIA.	SHANK DIA.	STD. BOX	STD. CTN.
51700	16mm knr. T Hat	8mm	.145	1000	5000
51750	22mm Top Hat	8mm	.145	1000	5000

Washed Pins

To provide resistance to pullover, these pins are available with preassembled 14 gage (0.075") metal washers in various diameters.



8MM DIAMETER HEAD DRIVE PINS WITH 1" WASHER					
CAT. NO.	SHANK LENGTH	HEAD DIA.	SHANK DIA.	STD. BOX	STD. CTN.
50220	27mm -1"	8mm	.145	100	1000
50222	32mm -1-1/4"	8mm	.145	100	1000
50224	37mm -1-1/2"	8mm	.145	100	1000
50226	52mm -2"	8mm	.145	100	1000
50228	62mm -2-1/2"	8mm	.145	100	1000
50230	72mm -2-7/8"	8mm	.145	100	1000



New!

8mm Head Spiral CSI Drive Pins

Competes with XU Pins

For Concrete, Steel and I-Beams

CODE LISTED
ICC-ES ESR-1995

CAT. NO.	SHANK LENGTH	HEAD DIA.	SHANK DIA.	STD. BOX	STD. CTN.
50197	1/2" (13mm)	8mm	.157	100	1000
50201	5/8" (16mm)	8mm	.157	100	1000
50203	3/4" (19mm)	8mm	.157	100	5000
50204	7/8" (22mm)	8mm	.157	100	5000
50205	1" (27mm)	8mm	.157	100	5000
50207	1-1/2" (37mm)	8mm	.157	100	5000
50208	1-1/4" (32mm)	8mm	.157	100	1000
50209	2" (52mm)	8mm	.157	100	1000
50241	2-1/2" (62mm)	8mm	.157	100	1000
50211	2-7/8" (72mm)	8mm	.157	100	1000




8mm Head Spiral CSI Drive Pins With Washers

Competes with XU Pins

For Concrete, Steel and I-Beams

CAT. NO.	SHANK LENGTH	HEAD DIA.	SHANK DIA.	WASHER	STD. BOX	STD. CTN.
50245	3/4" (19mm)	8mm	.157	3/4"	100	1,000
50247	1" (27mm)	8mm	.157	3/4"	100	1,000
50249	1-1/4" (32mm)	8mm	.157	3/4"	400	1,000
50261	1-1/4" (32mm)	8mm	.157	1"	400	1,000
50263	2-1/2" (62mm)	8mm	.157	1"	400	1,000
50265	2-7/8" (72mm)	8mm	.157	1"	400	1,000



8mm Head Collated Spiral CSI Drive Pins

Competes with XU Pins

For Concrete, Steel and I-Beams

8MM SPIRAL CSI 10 FASTENER MAGAZINE FOR PA 351 AND DX460					
CAT. NO.	SHANK LENGTH	HEAD DIA.	SHANK DIA.	STD. BOX	STD. CTN.
50450	5/8" (16mm) (K)	8mm	.157	100	1,000
50452	3/4" (19mm) (K)	8mm	.157	100	1,000
50454	7/8" (22mm) (K)	8mm	.157	100	1,000
50456	1" (27mm) (K)	8mm	.157	100	1,000
50458	1-1/4" (32mm) (K)	8mm	.157	100	1,000
50460	1-1/2" (37mm) (K)	8mm	.157	100	1,000
50461	1-5/8" (42mm) (K)	8mm	.157	100	1,000
50462*	2" (52mm) (K)	8mm	.157	100	1,000
50464*	2-7/8" (72mm) (K)	8mm	.157	100	1,000

K=Knurled

* DX460 Only



8mm Head Collated Drive Pins

8MM HEAD 10 FASTENER MAGAZINE FOR PA 351 AND DX460						
CAT. NO.	SHANK LENGTH (IN.)	SHANK LENGTH (MM)	HEAD DIA.	SHANK DIA.	STD. BOX	STD. CTN.
50244N	3/4"	19	8mm	.145	500	2500
50246N	7/8"	22	8mm	.145	500	2500
50248N	1"	27	8mm	.145	500	2500

CAT. NO.	SHANK LENGTH (IN.)	SHANK LENGTH (MM)	HEAD DIA.	SHANK DIA.	STD. BOX	STD. CTN.
50250N	1-1/4"	32	8mm	.145	500	2500
50252N	1-1/2"	37	8mm	.145	500	2500
50254N	1-5/8"	42	8mm	.145	500	2500
50256N	1-7/8"	47	8mm	.145	500	2500
50258N	2"	52	8mm	.145	500	2500
50260N	2 1/4"	57	8mm	.145	500	2500
50262N	2 1/2"	62	8mm	.145	500	2500
50264N	2 7/8"	67	8mm	.145	500	2500
50240N	5/8" K	16	8mm	.145	500	2500
50242N	3/4" K	19	8mm	.145	500	2500

K=Knurled



10mm Head Drive Pins

DS Type Pins

CODE LISTED
ICC-ES ESR-1995

Drive pins with 10mm diameter head are designed for permanently fastening a fixture to concrete, some types of masonry and A36 structural steel. Drive pins are manufactured with a 0.177" diameter shank in various lengths. A plastic washer is mounted over the point to retain the drive pin in the fastener guide of the tool providing guidance during the driving operation.

10MM HEAD DRIVE PINS FOR P3600						
CAT. NO.	SHANK LENGTH	HEAD DIA.	SHANK DIA.	STD. BOX	STD. CTN.	
50846	3/4"	19mm	10mm	.177	100	1000
50848	7/8"	22mm	10mm	.177	100	1000
50850	1"	27mm	10mm	.177	100	1000
50852	1-1/4"	32mm	10mm	.177	100	1000
50854	1-5/8"	42mm	10mm	.177	100	1000
50856	2"	52mm	10mm	.177	100	1000
50858	2-1/2"	62mm	10mm	.177	100	1000
50860	2-7/8"	72mm	10mm	.177	100	1000
50862	3-1/4"	82mm	10mm	.177	100	1000
50864	3-3/4"	97mm	10mm	.177	100	1000
50866	4-1/2"	117mm	10mm	.177	100	1000

Ballistic Point™ Drive Pins

Premium drive pins with a 0.300" diameter head and specially designed point to allow more consistent penetration into harder base materials. Manufactured with a 0.150" diameter straight and step shank in various lengths. A plastic flute is mounted over the point to retain the drive pin in the fastener guide of the tool providing guidance during the driving operation.



BALLISTIC POINT DRIVE PINS (BLACK)						
CAT. NO.	SHANK LENGTH	HEAD DIA.	SHANK DIA.	STD. BOX	STD. CTN.	
50052	1/2"	.300	.150	100	1000	
50054	3/4"	.300	.150	100	1000	



BALLISTIC POINT STEP SHANK PINS						
CAT. NO.	SHANK LENGTH	HEAD DIA.	SHANK DIA.	STD. BOX	STD. CTN.	
50056	1-1/4"	.300	.181/.150	100	5000	
50057	1-7/8"	.300	.181/.150	100	1000	

Threaded Studs

Available in 1/4"-20 and 3/8"-16 thread diameters with a variety of thread and shank lengths for concrete and A36 structural steel. Used for applications where it may be desirable to remove the fixture, or where shimming may be required. The shank diameter: 0.145" for the 1/4"-20; and 0.205" for the 3/8"-16. Knurled shanks are available to increase performance in steel base materials. A plastic flute is mounted over the point to retain the drive pin in the fastener guide

of the tool for guidance during the driving operation. On the 1/4"-20 threaded studs, a plastic cap is also provided to protect the threads of the fastener during the driving process.



1/4"-20 THREADED STUDS						
CAT. NO.	THREAD LENGTH	SHANK LENGTH	THREAD DIA.	SHANK DIA.	STD. BOX	STD. CTN.
50322	3/4"	1/2" K	1/4"	.145	100	1000
50326	3/4"	3/4"	1/4"	.145	100	1000
50328	1/2"	1"	1/4"	.145	100	1000
50330	3/4"	1"	1/4"	.145	100	1000
50336	3/4"	1-1/4"	1/4"	.145	100	1000
50338	1-1/4"	1-1/4"	1/4"	.145	100	1000

K=Knurled



3/8"-16 THREADED STUDS						
CAT. NO.	THREAD LENGTH	SHANK LENGTH	THREAD DIA.	SHANK DIA.	STD. BOX	STD. CTN.
50340	1-1/4"	3/4" K	3/8"	.205	100	1000
50342	1-1/4"	1"	3/8"	.205	100	1000
50344	1-1/4"	1-1/4"	3/8"	.205	100	1000

K=Knurled

3/8" Head Drive Pins

Designed for permanently fastening a fixture to concrete, some types of masonry and A36 structural steel. Manufactured with a 0.172" diameter shank in various lengths. A plastic flute is mounted over the point to retain the drive pin in the fastener guide of the tool providing guidance during the driving operation.



3/8" HEAD DRIVE PINS						
CAT. NO.	SHANK LENGTH	HEAD DIA.	SHANK DIA.	STD. BOX	STD. CTN.	
50174*	3"	3/8"	.172	100	1000	
50176*	3-1/8" (w/step shank)	3/8"	.216/.188	100	1000	

* Discontinued item once current stock exhausted.

Hammer Drive Pins

No Powder Loads Required

Hammer Drive pins are designed for permanently fastening a fixture to concrete and some types of masonry. This fastener is designed for use in a standard hand tool and should not be used in a powder actuated tool. The pins are formed with a 1/4" diameter head on one end and a 0.140" diameter shank in various lengths. A 3/8" diameter steel washer is mounted over the point to retain the drive pin in the fastener guide of the tool providing guidance during the driving operation.



1/4" HEAD HAMMER DRIVE PINS						
CAT. NO.	SHANK LENGTH	HEAD DIA.	SHANK DIA.	STD. BOX	STD. CTN.	
50294	3/4"	1/4"	.140	100	5000	
50296	1"	1/4"	.140	100	5000	
50298	1-1/4"	1/4"	.140	100	1000	
50306*	3"	1/4"	.140	100	1000	

* Discontinued item once current stock exhausted.



HAMMER DRIVE SETTING TOOL			
CAT. NO.	DESCRIPTION	STD. BOX	STD. CTN.
50310	Hammer Drive Tool - Standard	1	1

Assemblies & Accessories

Assemblies are combinations of drive pins and stamped steel clips designed for specific applications. The pins are held within the clip using either a dome mechanism or a metal top hat.

Ceiling Clip Assemblies

For applications suspending acoustical ceiling systems or light fixtures, several styles of angled clips are pre-mounted onto pins.



.300 HEAD PINS WITH CEILING CLIPS

CAT. NO.	DESCRIPTION	HEAD DIA.	SHANK DIA.	WIRE HOLE	STD. BOX	STD. CTN.
50363††*	1"	.300	.145	0.278"	100	1000
50364	1"	.300	.145	0.278"	100	1000
50368†	1-1/8"	.300	.145	0.278"	100	1000
50370	1-1/4"	.300	.145	0.278"	100	1000

† Economy Clip †† Ceiling clip without dome * Discontinued item once current stock exhausted.



8MM DRIVE HEAD PINS WITH CEILING CLIPS

CAT. NO.	DESCRIPTION	HEAD DIA.	SHANK DIA.	WIRE HOLE	STD. BOX	STD. CTN.
50272	27mm w/CC	8mm	.145	0.278"	100	1000
50274	32mm w/CC	8mm	.145	0.278"	100	1000
50206	1-1/4" w/CC	8mm	.177	0.278"	100	1000



BALLISTIC POINT DRIVE PIN WITH CEILING CLIP

CAT. NO.	SHANK LENGTH	HEAD DIA.	SHANK DIA.	WIRE HOLE	STD. BOX	STD. CTN.
50058	1-1/4" with ceiling clip (45°)	.300	.181/.150		100	1000
50366	7/8" with ceiling clip (90°)	.300	.181/.150		100	1000

PRE-ASSEMBLED PIN AND CLIP FOR LADD TOOL (L1600)

CAT. NO.	SHANK LENGTH	HEAD DIA.	SHANK DIA.	WIRE HOLE	STD. BOX	STD. CTN.
50438	Pre-assembled pin clip	.310	.155	0.278"	100	1000

BX & EMT Conduit Clip Assemblies

For the electrical trade, BX and EMT conduit clips are provided in various sizes for attaching conduit to base materials.



.300 HEAD DRIVE PINS WITH BX CABLE CLIPS

CAT. NO.	DESCRIPTION	HEAD DIA.	SHANK DIA.	STD. BOX	STD. CTN.
50150	1" (BX) w/TH	.300	.145	100	1000



.300 HEAD DRIVE PINS WITH EMT CONDUIT CLIPS

CAT. NO.	DESCRIPTION	HEAD DIA.	SHANK DIA.	STD. BOX	STD. CTN.
50382	1/2" EMT 1" pin	.300	.145	100	1000
50384	3/4" EMT 1-1/4"	.300	.145	100	1000
50385	3/4" EMT 1" pin TH	.300	.145	100	1000
50386	3/4" EMT 1-1/8" pin	.300	.145	100	1000
50388	1" EMT 1" pin TH	.300	.145	25	250



8MM DIAMETER HEAD DRIVE PINS WITH EMT CONDUIT CLIPS

CAT. NO.	DESCRIPTION	HEAD DIA.	SHANK DIA.	STD. BOX	STD. CTN.
50276	27mm TH w/ 1/2" EMT	8mm	.145	100	1000
50278	27mm TH w/ 3/4" EMT	8mm	.145	100	500
50280	27mm TH w/ 1" EMT	8mm	.145	25	250



8MM HEAD DRIVE PINS WITH ROD HANGER CLIP

CAT. NO.	DESCRIPTION	SHANK DIA.	STD. BOX	STD. CTN.
50219	32mm (1-1/4") pin w/ 1/4"-20 rod hanger	.145	100	1000
50221	32mm (1-1/4") pin w/ 3/8"-16 rod hanger	.145	100	1000

8MM HEAD SPIRAL CSI DRIVE PIN WITH ROD HANGER CLIP

CAT. NO.	DESCRIPTION	SHANK DIA.	STD. BOX	STD. CTN.
50215	32mm (1-1/4") pin w/ 1/4"-20 rod hanger	.157	100	1000



New!

8MM HEAD SPIRAL CSI DRIVE PIN WITH CEILING CLIP

CAT. NO.	DESCRIPTION	HEAD DIA.	SHANK DIA.	WIRE HOLE	STD. BOX	STD. CTN.
50212	7/8" (22mm) CSI w/PW TH 90cc	8mm	.157	0.313"	100	1000
50213	1" (27mm) CSI w/PW TH 90cc	8mm	.157	0.313"	100	1000
50218	1-1/4" (32mm) CSI w/Pw TH 90cc	8mm	.157	0.313"	100	1000



.300 HEAD DRIVE PIN WITH CEILING CLIP AND POST NUT

CAT. NO.	DESCRIPTION	SHANK DIA.	STD. BOX	STD. CTN.
50376	1-1/8" Pin w/domed right angle cc w/post nut	.145	100	1000
50378	1-1/4" Pin w/domed right angle cc w/post nut	.145	100	1000

Rebar Basket Assemblies

Rebar basket clips are typically used in highway construction and paving applications to hold the support baskets for the reinforcing bars in place while the concrete is being poured. For #4 rebar.



8MM HEAD DRIVE PINS WITH REBAR BASKET CLIP					
CAT. NO.	DESCRIPTION	HEAD DIA.	SHANK DIA.	STD. BOX	STD. CTN.
50702	32mm w/ basket clip	8mm	.145	100	500
50704	37mm w/ basket clip	8mm	.145	100	500
50710*	47mm w/ basket clip	8mm	.145	100	500
50712	52mm w/ basket clip	8mm	.145	100	500
50716	62mm w/ basket clip	8mm	.145	100	500
50718	72mm w/ basket clip	8mm	.145	100	500

* Discontinued item once current stock exhausted.

For concrete forming applications, the 1-3/4" (44mm) pin is designed for fastening wood members up to 3/4" in thickness while the 2-1/2" (62mm) pin is designed for wood members up to 1-1/2" in thickness. The pin has a break off groove 1" from the point to allow the wood forming members to be easily removed.



FORMING PIN					
CAT. NO.	SHANK LENGTH	HEAD DIA.	SHANK DIA.	STD. BOX	STD. CTN.
50789*	44mm - 1-3/4"	.181	.145	100	5000
50790	62mm - 2-1/2"	.181	.145	100	1000

* Discontinued item once current stock exhausted.

Fastener Accessories

In addition to the assemblies, the following accessories are available for use with drive pins or threaded studs as indicated below.



ACCESSORIES			
CAT. NO.	DESCRIPTION	STD. BOX	STD. CTN.
50400	Ceiling clip (no pin) 9/32" & 5/16" holes	100	1000
50439*	LADD clip - no pin	100	1000
50365*	Domed ceiling clip - no pin	100	1000

* Discontinued item once current stock exhausted.



P1000

SIZE RANGE

1/2" to 3" lengths, .22 caliber

Hammer actuated, powder actuated tool. Engineered for high reliability, low maintenance and speed. This tool uses four levels of power; grey through yellow loads (levels 1-4) and .300, 8mm head fasteners with lengths of 1/2" through 3" and 1/4"-20 threaded studs.

TECHNICAL DATA

TOOL BODY	PIN LENGTH
Precision Moulded Rubber	1/2" to 3" Total Length
TOOL LENGTH	LOAD TYPE
13"	.22 Caliber
TOOL WEIGHT	POWER LEVEL
3 lbs.	Gray (1), Brown (2), Green (3), Yellow (4)
PIN TYPE	

Ballistic Point Drive Pin, .300 Head Drive Pin, 8mm Head Drive Pin, 1/4"-20 Threaded Stud

TYPICAL APPLICATIONS

Remodeling • Electrical • Maintenance • Telecommunications

P1000 SELECTION GUIDE

CAT. NO.	DESCRIPTION	STD. CTN.
52013	P1000 Tool	1



T1000

SIZE RANGE

1/2" to 3" lengths, .22 caliber

Professional grade powder actuated tool engineered for high reliability, low maintenance and speed. Its easy to use trigger mechanism makes fastening to concrete, block and steel. The tool uses 22 caliber powder loads.

TECHNICAL DATA

TOOL BODY	PIN LENGTH
Precision Moulded Rubber	1/2" to 3" Total Length
TOOL LENGTH	LOAD TYPE
13"	.22 Caliber
TOOL WEIGHT	POWER LEVEL
3 lbs.	Gray (1), Brown (2), Green (3), Yellow (4)
PIN TYPE	

Ballistic Point Drive Pin, .300 Head Drive Pin, 8mm Head Drive Pin, 1/4"-20 Threaded Stud

TYPICAL APPLICATIONS

Remodeling • Electricians • Maintenance • Telecommunications

T1000 SELECTION GUIDE

CAT. NO.	DESCRIPTION	STD. CTN.
52035	T1000 Tool	1

Tool Operation: Powder actuated tools may be used only by properly trained and licensed operators as described in ANSI Standard A 10.3. For complete tool operation details, completely review the tool manual and contact your local Powers branch office or distributor for training.



P2201

SIZE RANGE

1/2" to 3" pin lengths, .22 caliber

The P2201 is a low velocity, single shot, .22 caliber tool which can be used to install .300 head drive pins, 8mm head drive pins and 1/4"-20 threaded studs, up to 3" in total length. The P2201 is designed for maintenance or residential contractors.

TECHNICAL DATA

TOOL BODY	PIN LENGTH
Engineered Plastic	1/2" to 3" Total Length
TOOL LENGTH	LOAD TYPE
12-1/2"	.22 Caliber Crimped "A" Load
TOOL WEIGHT	POWER LEVEL
4.3 lbs.	Gray (1), Brown (2), Green (3), Yellow (4)

PIN TYPE

Ballistic Point Drive Pin, .300 Head Drive Pin, 8mm Head Drive Pin, 1/4"-20 Threaded Stud

TYPICAL APPLICATIONS

TRADE	APPLICATION
Drywall	Metal track
Forming	Concrete forms
Residential	Sill plate
Electrical	Boxes, conduit clip assemblies
Mechanical	Duct straps

P2201 SELECTION GUIDE

CAT. NO.	DESCRIPTION	STD. CTN.
52006	P2201 Tool	1
52007	P2201 (Blister Pack)	1
52522	Piston	1
52510	Nose Piece	1
52512	Piston Reset Pin	1

Tool Operation: Powder actuated tools may be used only by properly trained and licensed operators as described in ANSI Standard A 10.3. For complete tool operation details, completely review the tool manual and contact your local Powers branch office or distributor for training.



P35s

SIZE RANGE

1/2" to 1-1/2" pin lengths, .25 caliber

The P35s is specially designed for acoustical and drywall contractors. It is a low velocity, semi-automatic, tool which can be used to install .300 head drive pins, 8mm head drive pins and 1/4"-20 threaded studs up to 1-1/2" in total length. The P35s is designed for high speed and repetitive volume applications. The standard version of the tool is supplied with a flat end piston and a full size baseplate/guide. A limited access baseplate/guide assembly is also available.

TECHNICAL DATA

TOOL BODY	PIN LENGTH
Precision Cast Aluminum	1/2" to 1-1/2" Total Length
TOOL LENGTH	LOAD TYPE
11-1/4"	.25 Caliber in a 10 Load Strip
TOOL WEIGHT	POWER LEVEL
4.25 lbs.	Green (3), Yellow (4), Red (5)

PIN TYPE

Ballistic Point Drive Pin, .300 Head Drive Pin, 8mm Head Drive Pin, 1/4"-20 Threaded Stud

TYPICAL APPLICATIONS

TRADE	APPLICATION
Acoustical	Ceiling clip assemblies
Drywall	Metal track, door frames
Electrical	Boxes, conduit clip assemblies
Mechanical	Duct straps

SELECTION GUIDE

CAT. NO.	DESCRIPTION	STD. CTN.
52002	P35s Tool (Deluxe Kit)	1
52023	P35s Tool (Blister Pack)	1
52200	Piston Standard 21/SDF	1
52204	Guide 21/F3-1	1
52206	Baseplate 21/S1	1

POLE TOOLS FOR OVERHEAD ATTACHMENTS

CAT. NO.	DESCRIPTION	STD. CTN.
50065	6' Di-Electric Pole Tool	1
50066	8' Di-Electric Pole Tool	1
52041	6' Smacker Pole Tool	1
52045	3' Smacker Pole Extension	1

Tool Operation: Powder actuated tools may be used only by properly trained and licensed operators as described in ANSI Standard A 10.3. For complete tool operation details, completely review the tool manual and contact your local Powers branch office or distributor for training.



P7201

SIZE RANGE

1/2" to 1-1/2" pin lengths, .22 caliber

The P7201 is a low velocity, single shot .22 caliber tool which can be used to install .300" head drive pins, 8mm head drive pins and 1/4"-20 threaded studs up to 1-1/2" in total length. The P7201 is commonly used in the drywall trade.

TECHNICAL DATA

TOOL BODY	PIN LENGTH
Precision Cast Aluminum	1/2" to 1-1/2" Total Length
TOOL LENGTH	LOAD TYPE
13-1/2"	.22 Caliber Crimped "A" Load
TOOL WEIGHT	POWER LEVEL
4.3 lbs.	Gray (1), Brown (2), Green (3), Yellow (4)

PIN TYPE

Ballistic Point Drive Pin, .300 Head Drive Pin, 8mm Head Drive Pin, 1/4"-20 Threaded Stud

TYPICAL APPLICATIONS

TRADE	APPLICATION
Acoustical	Ceiling clip assemblies
Drywall	Metal track
Electrical	Boxes, conduit clip assemblies
Mechanical	Duct straps

P7201 SELECTION GUIDE

CAT. NO.	DESCRIPTION	STD. CTN.
52004	P7201 Tool (Deluxe Kit)	1
52005	P7201 Tool (Blister pack)	1
52300	Piston	1
52306	Barrel Extension 5/16"	1
52308	Barrel Stop Pin	1

Tool Operation: Powder actuated tools may be used only by properly trained and licensed operators as described in ANSI Standard A 10.3. For complete tool operation details, completely review the tool manual and contact your local Powers branch office or distributor for training.



P3500

SIZE RANGE

1/2" to 3" pin lengths, .27 caliber strip

The P3500 is a low velocity, semi-automatic .27 caliber tool which can be used to install .300 head drive pins, 8mm head drive pins and 1/4"-20 threaded studs, up to 3" in total length. The P3500 is designed for high speed and repetitive volume applications.

TECHNICAL DATA

TOOL BODY	PIN LENGTH	TOOL LENGTH
Precision Cast Aluminum	1/2" - 3" Total Length	13-5/8"
LOAD TYPE	TOOL WEIGHT	POWER LEVEL
27 Caliber /10 Load Strip	5 lbs.	Brown (2), Green (3), Yellow (4), Red (5)

PIN TYPE

Ballistic Point Drive Pin, .300 Head Drive Pin, 8mm Head Drive Pin, 1/4"-20 Threaded Stud

TYPICAL APPLICATIONS

TRADE	APPLICATION	TRADE	APPLICATION
Acoustical	Ceiling clip assemblies	Electrical	Boxes, conduit clips assemblies
Drywall	Metal track, door frames	Mechanical	Duct straps
Forming	Concrete forms, basket clips, forming pins	Residential	Sill plates

P3500 SELECTION GUIDE

CAT. NO.	DESCRIPTION	STD. CTN.
52000	P3500 Powder Tool (Deluxe Kit)	1
52001	P3500 Powder Tool (Blister Pack)	1
52102	Piston Flat End w/ Ring	1
52108	Guide 2/F-3	1
52110	Base Plate 2/S-13	1
52120	Shear Clip	1
52112	Piston Stop	1
52122	Steel Annular Ball	1
52106	Piston Ring	1
PISTON FOR INSTALLING 8MM HEAD DRIVE PINS		
52100	Piston 2/DN-1 (for 8mm Head Drive Pins)	1
FOR APPLICATIONS IN TIGHT AREAS, A LIMITED ACCESS BASE PLATE/GUIDE IS AVAILABLE.		
52114	Guide 2/F-4 Limited Access	1
52116	Baseplate 2/F-14-1 Limited Access	1

POLE TOOLS FOR OVERHEAD ATTACHMENTS

CAT. NO.	DESCRIPTION	STD. CTN.
50065	6' Di-Electric Pole Tool	1
50066	8' Di-Electric Pole Tool	1
52041	6' Smacker Pole Tool	1
52045	3' Smacker Pole Extension	1

Tool Operation: Powder actuated tools may be used only by properly trained and licensed operators as described in ANSI Standard A 10.3. For complete tool operation details, completely review the tool manual and contact your local Powers branch office or distributor for training.



PA3500

SIZE RANGE

1/2" to 3" pin lengths, .27 caliber strip

The PA3500 is a modified version of the P3500 that includes a power adjuster, allowing the operator to effectively decrease the power level of the load being used. A red load can be reduced down to the level of a green load.

POWER ADJUSTER SETTINGS

1 - Minimum Power 3 - Medium Power 6 - Maximum Power

TECHNICAL DATA

TOOL BODY	PIN LENGTH	TOOL LENGTH
Precision Cast Aluminum	1/2" - 3" Total Length	13-5/8"
LOAD TYPE	TOOL WEIGHT	POWER LEVEL
.27 Caliber /10 Load Strip	5 lbs.	Brown (2), Green (3), Yellow (4), Red (5)

PIN TYPE

Ballistic Point Drive Pin, .300 Head Drive Pin, 8mm Head Drive Pin, 1/4"-20 Threaded Stud

TYPICAL APPLICATIONS

TRADE	APPLICATION	TRADE	APPLICATION
Acoustical	Ceiling clip assemblies	Electrical	Boxes, conduit clip assemblies
Drywall	Metal track, door frames	Mechanical	Duct straps
Forming	Concrete forms, basket clips, forming pins	Residential	Sill plates

PA3500 SELECTION GUIDE

CAT. NO.	DESCRIPTION	STD. CTN.
52019	PA3500 Powder Tool (Deluxe Kit)	1
52025	PA3500 Powder Tool (Blister Pack)	1
52103	PA Piston Flat End with Ring	1
52108	Guide 2/F-3	1
52110	Base Plate 2/S-13	1
52112	Piston Stop	1
52120	Shear Clip	1
52122	Steel Annular Ball	1
FOR APPLICATIONS IN TIGHT AREAS, A LIMITED ACCESS BASE PLATE/GUIDE IS AVAILABLE.		
52114	Guide 2/F-4 Limited Access	1
52116	Baseplate 2/F-14-1 Limited Access	1

POLE TOOLS FOR OVERHEAD ATTACHMENTS

CAT. NO.	DESCRIPTION	STD. CTN.
50065	6' Di-Electric Pole Tool	1
50066	8' Di-Electric Pole Tool	1
52041	6' Smacker Pole Tool	1
52045	3' Smacker Pole Extension	1

Tool Operation: Powder actuated tools may be used only by properly trained and licensed operators as described in ANSI Standard A 10.3. For complete tool operation details, completely review the tool manual and contact your local Powers branch office or distributor for training.



P3801

SIZE RANGE

1/4" to 3/8" threaded studs and 3/8" headed drive pins, .27 caliber

Powerful heavy-duty powder actuated tool, for installing 3/8" threaded studs into concrete and steel. This tool features an easy load ejector and has a low re-coil for greater operator comfort. The P3801 is independent of any external power source saving you time and money.

TECHNICAL DATA

TOOL BODY	PIN LENGTH
Precision Cast Aluminum	1/2" to 3" Total Length
TOOL LENGTH	LOAD TYPE
14"	.27 Caliber Short and Long
TOOL WEIGHT	POWER LEVEL
7 lbs.	Red (5), Purple (6)
PIN TYPE	1/4" to 3/8" Threaded Studs and 3/8" Headed Drive Pins

TYPICAL APPLICATIONS

Hanging sprinkler pipe Heavy duty applications for steel and concrete
Electrical Tele-communications

P3801 SELECTION GUIDE

CAT. NO.	DESCRIPTION	STD. CTN.
52008	P3801 Tool (Deluxe Kit)	1
52402	Nose Piece	1
52404	Base Plate	1
52415	Shield 1/4"	1
52417	Shield 3/8"	1
52420	Piston Guide 1/4"	1
52422	Piston Guide 3/8"	1
52426	Piston w/Ring 1/4"	1
52428	Piston w/Ring 3/8"	1

Tool Operation: Powder actuated tools may be used only by properly trained and licensed operators as described in ANSI Standard A 10.3. For complete tool operation details, completely review the tool manual and contact your local Powers branch office or distributor for training.



P3600

SIZE RANGE

1" to 3" 10mm head drive pins, 3/8" threaded studs, 3/8" headed drive pins, .27 caliber strip

The P3600 is a powerful, heavy-duty low velocity, semi-automatic .27 caliber tool which can be used to install 10mm head drive pins, 3/8" threaded studs, and 3/8" headed drive pins. The P3600 is designed for applications where more power is needed, such as attaching 2x4s to hard aggregate or steel. The tool utilizes a red or purple .27 caliber strip.

TECHNICAL DATA

TOOL BODY	PIN LENGTH
Precision Cast Aluminum	1/2" to 3" Total Length
TOOL LENGTH	LOAD TYPE
13-5/8"	.27 Caliber in a 10 Load Strip
TOOL WEIGHT	POWER LEVEL
5 lbs.	Red (5), Purple (6)
PIN TYPE	
10mm Head Pins, 3/8" Threaded Studs, 3/8" Headed Drive Pins	

TYPICAL APPLICATIONS

2x4s to concrete or steel	Hanging sprinkler pipe
Heavy-duty applications for steel and concrete	Tele-communications
Concrete forms, basket clips, forming pins	Sill plates

P3600 SELECTION GUIDE

CAT. NO.	DESCRIPTION	STD. CTN.
52010	P3600 Powder Tool (Deluxe Kit)	1
52510	Nose Piece	1
52512	Piston Reset Pin	1
52522	Piston	1
52578	Piston w/Ring	1
52041	6' Smacker Pole Tool	1
52045	3' Smacker Pole Extension	1

Tool Operation: Powder actuated tools may be used only by properly trained and licensed operators as described in ANSI Standard A 10.3. For complete tool operation details, completely review the tool manual and contact your local Powers branch office or distributor for training.



PA351

SIZE RANGE

5/8" to 1-5/8" 10 fastener magazine, .27 caliber strip

Lightweight, fully automatic powder actuated tool with 10 fastener magazine for high volume applications. This tool fastens up to 700 nails per hour for increased productivity. Easy drop in magazine for one handed operation. A power adjuster provides variable power choices and drives a wide variety of fasteners.

POWER ADJUSTER SETTINGS

1 - Minimum Power 3 - Medium Power 6 - Maximum Power

TECHNICAL DATA

TOOL BODY	PIN LENGTH
Engineered Plastic	5/8" to 1-5/8" Total Length
TOOL LENGTH	LOAD TYPE
17"	.27 Caliber in a 10 Load Strip
TOOL WEIGHT	POWER LEVEL
8 lbs.	Brown (2), Green (3), Yellow (4), Red (5)
PIN TYPE	
10 fastener magazine	Can be converted to single shot tool

TYPICAL APPLICATIONS

TRADE	APPLICATION
Acoustical	Ceiling clip assemblies
Drywall	Metal track, door frames
Forming	Concrete forms, basket clips, forming pins
Electrical	Boxes, conduit clip assemblies
Mechanical	Duct straps
Residential	Sill plates

PA351 SELECTION GUIDE

CAT. NO.	DESCRIPTION	STD. BOX
50266	PA351 Tool (Deluxe Kit)	1
52133	PA351 Piston w/Ring	1
52135	Guide 2/F-3	1
52137	Base Plate 2/S-13	1
52141	Magazine	1

Tool Operation: Powder actuated tools may be used only by properly trained and licensed operators as described in ANSI Standard A 10.3. For complete tool operation details, completely review the tool manual and contact your local Powers branch office or distributor for training.



P60

SIZE RANGE

1/2" to 2-3/8" pin lengths, .25 caliber disk

Low velocity powder actuated tool that uses .25 caliber, 10 shot circular disc load and is specifically designed for .300 head pin applications into concrete or steel. Shoots a 2-3/8" pin, 2-1/2" pin with washer or threaded stud 1/4-20 up to 1".

TECHNICAL DATA

TOOL BODY	PIN LENGTH
Engineered Plastic	2-3/8" Total Length
TOOL LENGTH	LOAD TYPE
12-1/4"	.25 Caliber in a 10 Load Disk
TOOL WEIGHT	POWER LEVEL
4.8 lbs.	Brown (2), Green (3), Yellow (4)
PIN TYPE	
Single Shot	

TYPICAL APPLICATIONS

TRADE	APPLICATION
Acoustical	Ceiling clip assemblies
Drywall	Metal track, door frames
Forming	Concrete forms, basket clips, forming pins
Electrical	Boxes, conduit clip assemblies
Mechanical	Duct straps
Residential	Sill plates

P60 SELECTION GUIDE

CAT. NO.	DESCRIPTION	STD. BOX
52057	P60 Power Tool Kit	1

Tool Operation: Powder actuated tools may be used only by properly trained and licensed operators as described in ANSI Standard A 10.3. For complete tool operation details, completely review the tool manual and contact your local Powers branch office or distributor for training.



Sniper™ Pole Tool

SIZE RANGE

1/2" to 1-1/2" pin lengths, .27 caliber strip

Ideally suited to installing overhead ceiling clips with a 1-1/2" pin. Features Safety Sequence Strip Loading, allowing load advancements only after the pin has been installed in the nose piece, and the handle must be clicked to advance the next load.



TECHNICAL DATA

TOOL BODY	PIN LENGTH
Precision Cast Aluminum	1-1/2" Total Length
TOOL LENGTH	LOAD TYPE
17"	.27 Caliber in a 10 Load Strip
TOOL WEIGHT	POWER LEVEL
8 lbs.	Brown (2), Green (3), Yellow (4), Red (5)
PIN TYPE	
.300 Head Drive Pin, 8mm Head Drive Pin, Ballistic Point Drive Pin	

TYPICAL APPLICATIONS

TRADE	APPLICATION
Acoustical	Ceiling clip assemblies
Drywall	Metal track, door frames
Forming	Concrete forms, basket clips, forming pins
Electrical	Boxes, conduit clip assemblies
Mechanical	Duct straps
Residential	Sill plates

SNIPER SELECTION GUIDE

CAT. NO.	DESCRIPTION	STD. BOX
52051	Sniper Tool (Bump Tool)	1
52053	6' Pole	1
52061	8' Pole	1

Tool Operation: Powder actuated tools may be used only by properly trained and licensed operators as described in ANSI Standard A 10.3. For complete tool operation details, completely review the tool manual and contact your local Powers branch office or distributor for training.

Powder Loads

Specific load types are designed for each unique powder actuated tool. They are offered as single units for single shot tools and collated in groups of 10 into plastic strips or metal discs for semi-automatic tools.



.22 CALIBER "A" LOW VELOCITY LOADS

FOR POWERS T1000, P1000, P2201, P7200, P2200, RAMSET® 721 AND M70, HILTI® DXE37 AND DXE72

CAT. NO.	DESCRIPTION	STD. BOX	STD. CTN.	MASTER CTN.
50500	Gray, .22A	100	5000	-
50502	Brown, .22A	100	5000	240,000
50504	Green, .22A	100	5000	240,000
50506	Yellow, .22A	100	5000	240,000



.22 CALIBER LOADS

FOR LADD CEILING MASTER TOOL (L1600)

CAT. NO.	DESCRIPTION	STD. BOX	STD. CTN.	MASTER CTN.
50518*	Red - Ladd	100	5000	240,000
50520	Purple - Ladd	100	5000	-

* Discontinued item once current stock exhausted.



.25 CALIBER DISK LOADS

FOR RAMSET® D45, D60, D60L

CAT. NO.	DESCRIPTION	STD. BOX	STD. CTN.	MASTER CTN.
50530*	Gray, .25 disk	100	1000	80,000
50532	Brown, .25 disk	100	1000	80,000
50534	Green, .25 disk	100	1000	80,000
50536	Yellow, .25 disk	100	1000	80,000

* Discontinued item once current stock exhausted.

.25 CALIBER RED DISK LOADS

FOR RAMSET® MODEL D45

CAT. NO.	DESCRIPTION	STD. BOX	STD. CTN.	MASTER CTN.
50538	Red, .25 disk	100	1000	80,000



.25 CALIBER SINGLE LOADS

FOR HILTI® DX100, DX200

CAT. NO.	DESCRIPTION	STD. BOX	STD. CTN.	MASTER CTN.
50560*	Green, .25 single	100	5000	-
50562*	Yellow, .25 single	100	5000	-
50564*	Red, .25 single	100	5000	-
50566*	Purple, .25 single	100	5000	-

* Discontinued item once current stock exhausted.



.27 CALIBER SINGLE LOADS

FOR POWERS P3801 AND HILTI® DX400

CAT. NO.	DESCRIPTION	STD. BOX	STD. CTN.	MASTER CTN.
50582*	Brown, .27 single	100	5000	-
50584*	Green, .27 single	100	5000	-
50590*	Purple, .27 single	100	5000	-

* Discontinued item once current stock exhausted.



.27 CALIBER LONG LOADS

FOR POWERS P3801, RAMSET® MD380 AND HILTI® DX600N

CAT. NO.	DESCRIPTION	STD. BOX	STD. CTN.	MASTER CTN.
50612	Red, .27 long	100	2500	100,000
50614	Purple, .27 long	100	2500	100,000



.25 CALIBER 10 LOAD STRIPS

FOR POWERS P355 AND HILTI® DX35

CAT. NO.	DESCRIPTION	STD. BOX	STD. CTN.	MASTER CTN.
50570	Green, .25 strip	100	1000	20,000
50574	Yellow, .25 strip	100	1000	20,000
50578	Red, .25 strip	100	1000	20,000

MASTER PACK

CAT. NO.	DESCRIPTION	STD. BOX	STD. CTN.	MASTER CTN.
50572	Green, .25 strip	1000	20000	-
50576	Yellow, .25 strip	1000	20000	-
50580	Red, .25 strip	1000	20000	-



.27 CALIBER 10 LOAD STRIPS

MASTER PACK

CAT. NO.	DESCRIPTION	STD. BOX	STD. CTN.	MASTER CTN.
50596*	Green, .27 strip	1000	20000	-
50600*	Yellow, .27 strip	1000	20000	-

* Discontinued item once current stock exhausted.



.27 CALIBER 10 LOAD STRIPS

FOR HILTI® MODEL DX451

CAT. NO.	DESCRIPTION	STD. BOX	STD. CTN.	MASTER CTN.
50606	Purple, .27 strip	100	1000	20,000



Safety Strip®

The safety strip is molded in a special length to provide a visual indication that the tool is loaded.

.27 CALIBER SAFETY STRIP LOADS

FOR POWERS P3500, PA3500, PA351, P3600, RAMSET® SA270, VIPER, HILTI® DX350, DX36M, DX451 AND DX460

CAT. NO.	DESCRIPTION	STD. BOX	STD. CTN.
50620	Brown, .27 safety strip	100	1000
50622	Green, .27 safety strip	100	1000
50626	Yellow, .27 safety strip	100	1000
50630	Red, .27 Safety Strip	100	1000

MASTER PACK

CAT. NO.	DESCRIPTION	STD. BOX	MASTER CTN.
50624	Green, .27 safety strip	1000	10,000
50628	Yellow, .27 safety strip	1000	10,000
50632	Red, .27 safety strip	1000	10,000

Ramset® is a registered trademark of Illinois Tool Works, Inc.
Hilti® is a registered trademark of Hilti, Inc.

		Page	Dimensions		Base Material											Code Recognition
			Diameter	Length	Concrete	High Strength / Concrete Precast Concrete	Lightweight Concrete	Lightweight Concrete On Metal Deck	Wood Sill Plate to Concrete	Grouted Concrete Masonry	Hollow Concrete Masonry	Brick Masonry	Plywood to Light Gauge Steel	A36/A572 Steel	Wood to Steel	
Trak-It C5 Pins	Straight Pins (Smooth Shank)	55	0.102"	3/4" : 1" : 1-1/4" : 1-1/2"	●		●	●		○	○	○				Code Listed ICC-ES ESR-3275 LARR-25920
	Straight Pins (Smooth Shank)	55	0.145"	3/4" : 1"	●	○	●	●		○	○			●		Code Listed ICC-ES ESR-3275 LARR-25920
	Steel Pins	55	0.120"	0.500" : 0.680" : 0.730"												Code Listed ICC-ES ESR-3275 LARR-25920
	Step Shank Pins	55	0.145" : 0.102"	1-1/4" : 1-1/2"	●	●				○	○					Code Listed ICC-ES ESR-3275 LARR-25920
	ACQ Coated Step Shank Pins	55	0.145" : 0.120"	1" : 1-1/4"	●	●	○			○	○	○			●	
	Stick-E Pins (Step Shank)	55	0.120" : 0.088"	0.780"	●	○	●	●		●	●	○				●
	Plywood to Steel Pins (Special Knurl Shank with Rolled Point)	55	0.102"	1-3/8"									●		Denz-Glass Washer	
Trak-It C6 Pins	1/2" Steel Pins (Step Shank w Rolled Point)	56	0.102"	1/2"										●	●	Code Listed ICC-ES ESR-2249 LARR-25856
	Standard Pins (Smooth Shank w Rolled Point)	56	0.145"	3/4" : 1"	●	○	●	●		○	○					Code Listed ICC-ES ESR-2249 LARR-25856
	Standard Pins w Break-free Collation (Smooth Shank w Rolled Point)	56	0.145"	1 : 1-1/4" : 2"	●		●	●			○		●			Code Listed ICC-ES ESR-2249 LARR-25856
	Wood to Concrete Taper Pins	56	0.137"	2-9/16"	●		●		●	●	○					Code Listed ICC-ES ESR-2249 LARR-25856
	Plywood to Steel Pins (Spiral Knurl Shank w Rolled Point)	56	0.120"	0.500" : 0.680" : 0.730"									●			
	Bullseye Pins (Step Shank w Rolled Point)	56	0.120" : 0.102"	0.500" : 0.680" : 0.730"	●	●				○	○					
Trak-It C3 Pins	1/2" Steel Pins (Step Shank w Rolled Point)	57	0.120" : 0.102"	1/2"										●		Code Listed ICC-ES ESR-2036 LARR-25523
	Standard Pins (Smooth Shank w Rolled Point)	57	0.102"	3/4" : 1" : 1-1/4" : 1-1/2"	●		●	●		●	●	○				Code Listed ICC-ES ESR-2036 LARR-25523
	Standard Pins w Break-free Collation (Smooth Shank w Rolled Point)	57	0.102"	3/4" : 1-1/4" : 1-1/2"	●		●	●		●	●	○				Code Listed ICC-ES ESR-2036 LARR-25523
	Plywood to Steel Pins (Spiral Knurl Shank w Rolled Point)	57	0.102"	1-3/8"									●		Denz-Glass Washer	
	Bullseye Pins (Step Shank w Rolled Point)	57	0.120" : 0.102"	1-1/16" : 3/4" : 1"		●										
Stick-E Pins (Step Shank)		58	0.102" : 0.088"	0.780" : 1"	●	○	●	●		●	●	○			●	

● Suitable

○ May be Suitable

Trak-It® C5

Gas Fastening System

BASE MATERIALS

Concrete, Lightweight Concrete, Hollow and Grouted CMU, Masonry & Steel

The all new fuel injected Trak-It C5 cordless concrete pin nailer is the lightest and smallest tool in its class, resulting in less operator fatigue and a better overall ergonomic feel. C5 has the greatest power output at 105 Joules, which allows for shooting into even the hardest concrete, able to shoot pins up to 1-1/2" in length, and is the only tool in its class that shoots .102, .108, .120 and .145 diameter pins. No other tool can make this claim!



TRAK-IT C5 TOOL			
CAT. NO.	DESCRIPTION	STD. BOX	STD. CTN.
55142	C-5 Gas Tool Deep Track (1.25)	1	—
55144	C-5 Gas Tool Short Track (1.5)	1	—
55148	C-5 Gas Tool Long Track (1.5)	1	—

TOOL ACCESSORIES			
CAT. NO.	DESCRIPTION	STD. BOX	STD. CTN.
56342	Accessory DT (1.25)	1	—
55583	Battery	1	—
56346	Accessory Short Track (1.5)	1	—
56344	Accessory Long Track (1.5)	1	—

Note: A short track tool for 1.5" pins which does not shoot deep track can be ordered under part number 55144 Note: A long track tool for 1.5" pins which does not shoot deep track can be ordered under part number 55148



FUEL CELLS			
CAT. NO.	DESCRIPTION	STD. BOX	STD. CTN.
55302	Fuel Cell	20	80
55301	100 per box	100	—

CODE LISTED
ICC-ES ESR-3275

CITY OF LOS ANGELES
LARR-25920 (Concrete)



STANDARD 0.102 STRAIGHT PINS							
CAT. NO.	SHANK DIA.	LENGTH	STEP DIA.	PLATE	KNURL/ SPIRAL	STD. BOX	STD. CTN.
55310	0.102"	3/4"	-	Zinc	-	800	4,000
55312	0.102"	1"	-	Zinc	-	800	4,000
55314	0.102"	1-1/4"	-	Zinc	-	800	4,000
55316	0.102"	1-1/2"	-	Zinc	-	800	4,000



STANDARD 0.145 STRAIGHT PINS							
CAT. NO.	SHANK DIA.	LENGTH	STEP DIA.	PLATE	KNURL/ SPIRAL	STD. BOX	STD. CTN.
55318	0.145"	3/4"	-	Zinc	-	800	4,000
55320	0.145"	1"	-	Zinc	-	800	4,000



CONCRETE AND STEEL PINS STRUCTURAL							
CAT. NO.	SHANK DIA.	LENGTH	STEP DIA.	PLATE	KNURL/ SPIRAL	STD. BOX	STD. CTN.
55336	0.145"	1"	0.120"	Zinc	K	800	4,000
55338	0.145"	1-1/4"	0.120"	Zinc	K	800	4,000
55322	0.145"	1-1/4"	0.102"	Zinc	-	800	4,000
55324	0.145"	1-1/2"	0.102"	Zinc	-	800	4,000



SPECIALTY TAPERED SHORT PINS							
CAT. NO.	SHANK DIA.	LENGTH	STEP DIA.	PLATE	KNURL/ SPIRAL	STD. BOX	STD. CTN.
55326	0.120"	1/2"	0.102"	Zinc	K	800	4,000
55328	0.120"	0.680"	0.102"	Zinc	K	800	4,000
55330	0.120"	0.730"	0.102"	Zinc	K	800	4,000
55342	0.102"	0.780"	0.088"	Zinc	K	800	4,000



SPECIALTY SPIRAL KNURL PIN							
CAT. NO.	SHANK DIA.	LENGTH	STEP DIA.	PLATE	KNURL/ SPIRAL	STD. BOX	STD. CTN.
55340	0.108"	1 3/8"	0.102"	Zinc	KS	800	4,000

PRESSURE TREATED LUMBER PIN							
CAT. NO.	SHANK DIA.	LENGTH	STEP DIA.	PLATE	KNURL/ SPIRAL	STD. BOX	STD. CTN.
55332	0.145"	1"	0.120"	ACQ	K	800	4,000
55334	0.145"	1-1/4"	0.120"	ACQ	K	800	4,000

GAS FASTENING Trak-It® C4 EX

Gas Fastening System

BASE MATERIALS

Concrete, Lightweight Concrete, Hollow and Grouted CMU, Masonry & Steel



Trak-It C4 EX is a gas-powered fastening system used for light-duty static applications including drywall track to concrete, block or steel, wire lath to concrete or block, furring strips to concrete or block and plywood to concrete and block base materials. This high performance tool gives the same quality and performance as what you are accustomed

to in the C4 model but with an additional 20% more power. It's specifically designed for high speed and consistency. One fuel cell shoots 800 fasteners. One major advantage over Powder actuated tools is that you do not require an operator's license.

C4 EX HIGH PERFORMANCE TOOL

CAT. NO.	DESCRIPTION	STD. BOX	STD. CTN.
----------	-------------	----------	-----------

55127	C4 EX	1	1
-------	-------	---	---



TRAK-IT C3 & C4 FUEL CELLS

CAT. NO.	DESCRIPTION	STD. BOX	STD. CTN.
----------	-------------	----------	-----------

55010	■ Trak-It C3 Fuel Cell	20	80
55115	■ Trak-It C4 Fuel Cell	12	72

Works in temperatures down to 10°F.



TRAK-IT ACCESSORIES

CAT. NO.	DESCRIPTION	STD. BOX	STD. CTN.
----------	-------------	----------	-----------

55618	Replacement Trak-It Charger Base	1	1
55619	Replacement Trak-It Charger Adapter Cord (110V)	1	1
55583	Extra Battery for Trak-It Tool	1	1

Trak-It® C4 CZ

Gas Fastening System

BASE MATERIALS

Concrete, Lightweight Concrete, Hollow and Grouted CMU, Masonry & Steel



Single shot gas fastening tool used for light duty static load applications. This unique tool has 30% more power than most competitive tools on the market. Its ability to shoot .300 headed pins and 8mm headed pins up to 3 inches in length make it both versatile

and user friendly. Shank diameters include .157, .145 and 8mm; a fuel cell contains enough gas to install up to 800 to 1200 fasteners. Operations of gas fastening systems do not require special safety training or licensing.

C4 CZ SINGLE SHOT TOOL

CAT. NO.	DESCRIPTION	STD. BOX	STD. CTN.
----------	-------------	----------	-----------

55133	C4 Single Shot Tool	1	1
-------	---------------------	---	---



TRAK-IT FUEL CELLS

CAT. NO.	DESCRIPTION	STD. BOX	STD. CTN.
----------	-------------	----------	-----------

55015	■ Red Nailing Gas Fuel Cell	12	12
-------	-----------------------------	----	----

CODE LISTED

ICC-ES ESR-2249

CITY OF LOS ANGELES

LARR-25856 (Concrete)



55111



55171

TRAK-IT C4 PINS AND WASHERS

CAT. NO.	DESCRIPTION	SHANK DIA.	STD. BOX	STD. CTN.
----------	-------------	------------	----------	-----------

55111	3/4" Pin	0.102"	800	4000
55130	3/4" Pin	0.145"	800	4000
55113	1" Pin	0.102"	800	4000
55132	1" Pin	0.145"	800	4000
55134	1-1/4" Step Shank Pin	0.145"	800	4000
55136	1-1/2" Step Shank Pin	0.145"	800	4000
55141	1-7/8" Step Shank Pin, Knurled	0.145"	800	4000
55124	2-1/4" Pin	0.102"	800	4000
55138	2-3/8" Step Shank Pin	0.145"	800	4000
55128	2-1/2" Pin	0.102"	800	4000
55140	2-1/2" Step Shank Pin	0.145"	800	4000
55145	2-9/16" Pin (Mechanically Galvanized)	0.137"	800	4000
55147	2-9/16" Pin with Washer (Mechanically Galvanized) [See below]	0.137"	800	1600
55161	.500 Pin, Knurled	0.102"	800	4000
55163	.680 Pin, Knurled	0.102"	800	4000
55165	.730 Pin, Knurled	0.120"	800	4000
55149	1" Square Stick-E Washer	0.137"	800	4000
55116	1-1/4" C4 Pin	0.102"	800	4000
55118	1-1/2" C4 Pin	0.102"	800	4000
55139	2-1/4" Step Shank Pin	0.145"	800	4000
55172	1" Wood/Steel Knurled	0.145"	800	4000
55173	1-1/4" Wood/Steel Knurled	0.145"	800	4000
55174	2" Wood/Steel Knurled	0.145"	800	4000
55167	1" Step Shank Knurled ACQ	0.145"	800	4000
55169	1-1/4" Step Shank Knurled ACQ	0.145"	800	4000
55171	2" Step Shank Knurled ACQ	0.145"	800	4000
55180	2-1/8" Duplex Kick Pin	0.131"	800	4000

Each box of pins come packaged with one fuel cell. Part #55147 comes packaged with Stick-E washers.

C3 Trak-It® Pins



1/2" STEEL PIN (STEP SHANK WITH ROLLED POINT)

CAT. NO.	DESCRIPTION	SHANK DIA.	STD. BOX	STD. CTN.
----------	-------------	------------	----------	-----------

55020	1/2" Steel Pin	0.120/0.102	1000	5000
-------	----------------	-------------	------	------

Designed for use in A36 and A572 steel beams, purlins, and bar joist. Each box of pins come packaged with one fuel cell.



STANDARD PINS (SMOOTH SHANK WITH ROLLED POINT)

CAT. NO.	DESCRIPTION	SHANK DIA.	STD. BOX	STD. CTN.
----------	-------------	------------	----------	-----------

55022B	3/4" Black	0.102	1000	5000
55024	1" Zinc	0.102	1000	5000
55026	1-1/4" Zinc	0.102	1000	5000
55028	1-1/2" Zinc	0.102	1000	5000

Designed for use in concrete and masonry. All pins are zinc plated for a minimum level of corrosion resistance. Each box of pins come packaged with one fuel cell.




STANDARD PINS WITH BREAK-FREE COLLATION (SMOOTH SHANK WITH ROLLED POINT)

CAT. NO.	DESCRIPTION	SHANK DIA.	STD. BOX	STD. CTN.
----------	-------------	------------	----------	-----------

55032	3/4" Zinc	0.102"	1000	5000
55033	1" Zinc	0.102"	1000	5000
55034	1-1/4" Zinc	0.102"	1000	5000
55035	1-1/2" Zinc	0.102"	1000	5000

Designed for use in concrete and masonry. All pins are zinc plated or coated with black oxide for a minimum level of corrosion resistance. Plastic collation breaks completely free of pin during installation. Each box of pins come packaged with one fuel cell.



PLYWOOD TO STEEL PINS (SPIRAL SHANK WITH ROLLED POINT)

CAT. NO.	DESCRIPTION	SHANK DIA.	STD. BOX	STD. CTN.
----------	-------------	------------	----------	-----------

55036	1-3/8" Zinc	0.102"	1000	5000
-------	-------------	--------	------	------

Designed for use to attach plywood to light gage steel framing. Each box of pins come packaged with one fuel cell.



BULLSEYE PINS (STEP SHANK WITH ROLLED POINT)

CAT. NO.	DESCRIPTION	SHANK DIA.	STD. BOX	STD. CTN.
----------	-------------	------------	----------	-----------

55085	680 Step Shank Pin	0.102"	1000	5000
55087	730 Step Shank Pin	0.102"	1000	5000
55080	780 Step Shank Pin	0.102"	1000	5000
55081	1" Step Shank Pin	0.102/0.088"	1000	5000

Designed for use in hard aggregate and precast concrete. Each box of pins come packaged with one fuel cel

Trak-It® STICK-E

Designed for use in concrete and masonry. Pins are zinc plated or coated with black oxide for a minimum level of corrosion resistance. Plastic collation breaks completely free of pin during installation. Each box of pins come packaged with one fuel cell.



STICK-E MINI CONDUIT CLIP

CAT. NO.	DESCRIPTION	STD. BOX	STD. CTN.
55064	Mini Conduit Clip 1/2"	100	1000
55066	Mini Conduit Clip 3/4"	100	1000
55068	Mini Conduit Clip 1"	100	1000



STICK-E CABLE TIE DONUT

CAT. NO.	DESCRIPTION	STD. BOX	STD. CTN.
55076	Cable Tie Donut	100	1000



STICK-E CONDUIT CLIP (ONE HOLE STRAP)

CAT. NO.	DESCRIPTION	STD. BOX	STD. CTN.
55059	Conduit Clip 1/2"	100	1000
55061	Conduit Clip 3/4"	100	1000
55063	Conduit Clip 1"	100	1000



STICK-E BX CLIP STICK-E BRIDAL RING

CAT. NO.	DESCRIPTION	STD. BOX	STD. CTN.
55054	STICK-E 3/8" BX Clips	100	1000



STICK-E BRIDAL RING

CAT. NO.	DESCRIPTION	STD. BOX	STD. CTN.
55094	Bridal Ring 1-1/4"	100	1000
55095	Bridal Ring 1-1/2"	100	1000
55096	Bridal Ring 2"	100	1000



STICK-E STRAP WASHER

CAT. NO.	DESCRIPTION	STD. BOX	STD. CTN.
55062	Strap Washer 1/2" Diameter	100	1000




STICK-E ROD HANGER

CAT. NO.	DESCRIPTION	STD. BOX	STD. CTN.
55050	Rod Hanger 1/4"	100	1000
55052	Rod Hanger 3/8"	100	1000



STICK-E REBAR BASKET CLIP

CAT. NO.	DESCRIPTION	STD. BOX	STD. CTN.
55070	#3 & #4 Bar	100	1000



STICK-E RIGHT ANGLE CLIP

CAT. NO.	DESCRIPTION	STD. BOX	STD. CTN.
55092	Right Angle Clip (Wirehole 0.278")	100	1000



STICK-E INSULATION WASHER

CAT. NO.	DESCRIPTION	STD. BOX	STD. CTN.
55042	Insulation Washer 1-7/16"	100	1000



STICK-E LATHING WASHER

CAT. NO.	DESCRIPTION	STD. BOX	STD. CTN.
55040	Lathing Washer 1" with Holes	100	1000



STICK-E STAINLESS STEEL SEALING WASHER

CAT. NO.	DESCRIPTION	STD. BOX	STD. CTN.
55043	SS Sealing Washer 3/4"	100	1000



STICK-E DENZ-TIGHT™ PIN WASHER

CAT. NO.	DESCRIPTION	STD. BOX	STD. CTN.
55157	Denz-Tight Pin Washer	100	1000

	Page	Base Material							Insulation Thickness													Coating/Material			
		Steel Deck	Wood Deck	Concrete Deck	Lightweight Concrete Deck	Insulating Cover	Cement Wood Fiber	Gypsum	1"	2"	3"	4"	5"	6"	7"	8"	9"	10"	11"	12"	13"	Perma-Seal Coated Carbon Steel	Stainless Steel	Galvalume	Engineered Plastic
Perma-Seal Roofing Spike	60			●					●	●	●	●	●	●	●	●	●	●	●	●	●	●			
Powerlite	60				●	○	●	●	●	●	●	●	●	●	●	●	●	●	●					●	
Deck Screws	61	●	●						●	●	●	●	●	●	●							●			
Twin Fast Screws	61	●																							
Stress Plates	61																					●	●	●	

● Suitable

○ May be Suitable



Spike® (Perma-Seal®)

Roofing Anchor

BASE MATERIAL

Concrete

SIZE RANGE

3/16" x 1" to 1/4" x 14"

ANCHOR MATERIAL

Perma-Seal Coated Carbon Steel

For roofing applications, the Spike is a one-piece, vibration resistant anchor available in 1/4" diameter for use in fastening insulation, single-ply membrane, wood, and metal to structural concrete roof decks. This version of the SPIKE has a Perma-Seal coating a proprietary fluoropolymer which meets the corrosion resistance requirements of FMRC Standard 4470. It is designed for use in conjunction with Powers insulation or membrane stress plates.


PERMA-SEAL SPIKE

CAT. NO.	ANCHOR SIZE	DRILL DIA.	MIN. EMBED.	STD. BOX	STD. CTN.
3811	1/4" x 1-1/4"	1/4"	7/8"	500	500
3723	1/4" x 1-1/2"	1/4"	7/8"	500	500
3725	1/4" x 2"	1/4"	1-1/4"	500	500
3727	1/4" x 2-1/2"	1/4"	1-1/4"	500	500
3729	1/4" x 3"	1/4"	1-1/4"	500	500
3731	1/4" x 3-1/2"	1/4"	1-1/4"	500	500
3733	1/4" x 4"	1/4"	1-1/4"	500	500
3735	1/4" x 4-1/2"	1/4"	1-1/4"	500	500
3737	1/4" x 5"	1/4"	1-1/4"	500	500
3739	1/4" x 5-1/2"	1/4"	1-1/4"	500	500
3741	1/4" x 6"	1/4"	1-1/4"	250	250
3743	1/4" x 6-1/2"	1/4"	1-1/4"	250	250
3745	1/4" x 7"	1/4"	1-1/4"	250	250
3747	1/4" x 7-1/2"	1/4"	1-1/4"	250	250
3749	1/4" x 8"	1/4"	1-1/4"	250	250
3753	1/4" x 9"	1/4"	1-1/4"	250	250
3757	1/4" x 10"	1/4"	1-1/4"	250	250
3765	1/4" x 11"	1/4"	1-1/4"	100	100
3769	1/4" x 12"	1/4"	1-1/4"	100	100
3773	1/4" x 13"	1/4"	1-1/4"	100	100
3777	1/4" x 14"	1/4"	1-1/4"	100	100



SPIKE INSTALLATION TOOLS FOR ROOFING APPLICATIONS

CAT. NO.	DESCRIPTION	GUIDE I.D.	STD. BOX
3790	SPIKE Driver 1000	1/2"	1
3791	SPIKE Driver 2000	1/2"	1



Powerlite™

Roofing Anchor

BASE MATERIAL

Structural Cement Wood Fiber, Gypsum, or Lightweight Concrete

SIZE RANGE

2" to 14" Lengths

ANCHOR MATERIAL

Reinforced Engineered Nylon

The Powerlite is a fastener used to mechanically attach rigid insulation board and single-ply membrane to structural cement wood fiber, gypsum, and lightweight insulating concrete roof decks. The fastener is used in conjunction with insulation and membrane stress plates. The plates are manufactured with four bars on the underside that grip the insulation board or single-ply membrane preventing rotation.

CAT. NO.	LENGTH	MIN. EMBED.	STD. CTN.
4670	2"	1-1/2"	500
4671	2-1/2"	1-1/2"	500
4669	2-3/4"	1-1/2"	500
4672	3"	1-1/2"	500
4673	3-1/2"	1-1/2"	500
4674	4"	1-1/2"	500
4675	4-1/2"	1-1/2"	500
4676	5"	1-1/2"	500
4677	5-1/2"	1-1/2"	500
4678	6"	1-1/2"	500
4679	6-1/2"	1-1/2"	500
4680	7"	1-1/2"	250
4681	7-1/2"	1-1/2"	250
4683	8"	1-1/2"	250
4684	8-1/2"	1-1/2"	250
4685	9"	1-1/2"	250
4686	9-1/2"	1-1/2"	250
4687	10"	1-1/2"	250
4688	11"	1-1/2"	250
4689	12"	1-1/2"	250
4691	13"	1-1/2"	250
4692	14"	1-1/2"	250

POWERLITE PLATES (GALVALUME)

CAT. NO.	LENGTH	STD. CTN.
3876	2" Powerlite Membrane Plate	500
3896	3" Powerlite Insulation Plate	500

POWERLITE INSTALLATION ACCESSORIES

CAT. NO.	DESCRIPTION	STD. BOX
4695	Powerlite Bit Tip	1
4696	Powerlite Bit Holder	1



Deck Screws

Roofing Anchor

BASE MATERIAL

Steel, Wood or Concrete Roof Decks

SIZE RANGE

No. 12 x 1-5/8" to No. 12 x 8"

SCREW MATERIAL

Perma-Seal Coated Carbon Steel

Deck Screws are designed for attaching rigid insulation board, single ply membrane, and wood blocking to steel and wood decks. Some sizes can also be used in concrete decks. Available sizes include No. 12 diameters in carbon steel with either hex washer or Phillips-style heads. The Deck Screws are used in conjunction with insulation or membrane plates and can also be used with batten bar. For corrosion protection the screws are coated with Perma-Seal coating, a proprietary fluoropolymer, which meets the requirements of Factory Mutual Standard 4470.

PERMA-SEAL COATED NO.12 PH DECK SCREW				
CAT. NO.	SIZE	THREAD LENGTH	STD. BOX	STD. CTN.
2613	No. 12 x 1-5/8"	1-1/2"	1000	1000
2618	No. 12 x 2-1/4"	2"	1000	1000
2624	No. 12 x 2-7/8"	2-5/8"	1000	1000
2530	No. 12 x 3-1/4"	3"	1000	1000
2632	No. 12 x 3-3/4"	3"	1000	1000
2636	No. 12 x 4-1/2"	3"	1000	1000
2640	No. 12 x 5"	3"	1000	1000
2648	No. 12 x 6"	4"	1000	1000
2656	No. 12 x 7"	4"	500	500
2664	No. 12 x 8"	4"	500	500

DRIVER BITS FOR DECK SCREWS		
CAT. NO.	SIZE	STD. BOX
3585	No. 3 Phillips Power Bit (2")	1
3590	1/4" Hex Bit (1-7/8")	1



Twin Fast Screws

Roofing Anchor

CAT. NO.	SIZE	STD. BOX
2210*	8-18 X 1/2" Pan Head	
2225*	10-16 x 3/4" Hex Head	
2229*	10-16 x 1" Hex Head	

* Discontinued item once current stock exhausted.

Stress Plates

BASE MATERIAL

Insulation, Single-Ply Roofing Materials

SIZE RANGE

2" and 3" Round

SCREW MATERIAL

Stainless Steel or Galvalume Disc

Stress plates are designed for use with Deck Screws and Spike anchors. Stress plates can be grouped into two categories; insulation plates and membrane plates. Insulation plates, as the term implies, are used when mechanically attaching rigid foam insulation to roof decks. They are manufactured in a 3" diameter for use with No. 12, No. 14, and No. 15 Deck Screws™, 3/16" and 1/4" Spike anchors, and 1/4" Speed Lock Toggles. Two carbon steel plates, a Type 304 stainless steel plate, disc are available. A recessed plate is available for use with the No. 12 hex washer head screws. For corrosion resistance, a Galvalume coating is applied to the carbon steel plates. Membrane plates, sometimes called lap plates, are used when mechanically attaching single ply material in the area of the lap or seam. They are manufactured in a 2" diameter for use with No. 12 Deck Screws and 1/4" Spike anchors.



INSULATION PLATES - FOR PH SCREWS				
CAT. NO.	SIZE	PLATE THICKNESS	MATERIAL	STD. CTN.
3880	3" round	.019"	Galvalume	500
3881*	3" round	.019"	Stainless Steel	500

* Discontinued item once current stock exhausted.

MEMBRANE PLATES				
CAT. NO.	SIZE	PLATE THICKNESS	MATERIAL	STD. CTN.
3878	2" round barbed	.034"	Galvalume	1000

Stainless Steel Sealing and Plastic Washers

Stainless Steel Sealing and Plastic Washers are typically used with 1/4" diameter anchors for roof flashing, termination bar and dissimilar metal applications.



SEALING WASHER TYPE 304 STAINLESS STEEL WITH EPDM SEAL			
CAT. NO.	SIZE	STD. BOX	STD. CTN.
2896	1/4" (ID) x 1-1/8" (OD)	100	1000



PLASTIC WASHER			
CAT. NO.	SIZE	STD. BOX	STD. CTN.
3994	1/4" (ID) x 1-1/2" (OD) Poly	1000	-

	Page	Diameter																													
		1/8"	5/32"	3/16"	7/32"	1/4"	9/32"	5/16"	3/8"	7/16"	1/2"	9/16"	5/8"	11/16"	3/4"	27/32"	7/8"	1"	1-1/8"	1-1/4"	1-3/8"	1-1/2"	1-5/8"	1-3/4"	2"	2-1/2"	3"	3-1/2"	4"	5"	
Fat-Head	63			●		●		●	●	●	●	●																			
S-4 Plus SDS	63		●	●	●	●		●	●	●	●	●	●	●	●	●	●														
Industrial Grade	64		●	●	●	●		●	●		●		●																		
Quatro Head SDS	64												●		●		●		●	●											
4-X Cutter SDS-Max Shank	64										●	●	●	●	●		●	●	●	●	●	●									
4-X Cutter Spline Shank	65												●		●		●	●	●	●	●	●									
Single Tip Spline Shank	65								●	●	●	●	●	●	●		●	●	●	●	●	●		●	●						
HD Straight Shank	65	●	●	●		●		●	●		●		●		●																
IG Straight Shank	66	●		●		●		●	●	●	●	●	●		●		●	●													
"A" Taper shank	66					●							●		●																
Rotary Carbide Bits	66	●		●		●		●		●		●		●																	
Rebar Cutter	66										●	●	●	●	●		●	●		●											
Heavy Duty Chisels	67																	●				●			●						
One & Two Piece Core Bits	67																								●	●	●	●	●	●	●

● Suitable

○ May be Suitable



FatHead™ Bits

Solid Carbide Head Carbide Drill Bits

USE IN

Rotary hammer with SDS chuck or SDS adapter

SIZE RANGE

3/16" x 4-1/4" to 9/16" x 18"

Powers FatHead combines an intelligent, innovative geometry with uncompromising quality in its detail. This is reflected in prolonged durability, precision drill holes and exceptional low vibration - even when the going gets tough. A premium tool for anyone who has to drill into reinforced concrete or natural stone.

FATHHEAD CARBIDE DRILL BITS			
CAT. NO.	SIZE	USABLE LENGTH	STD. TUBE
0701	3/16" x 4-1/4"	2"	1
0703	3/16" x 6-1/4"	4"	1
0705	3/16" x 8-1/4"	6"	1
0707	3/16" x 10-1/4"	8"	1
0709	3/16" x 12-1/4"	10"	1
0711	1/4" x 4-1/4"	2"	1
0713	1/4" x 6-1/4"	4"	1
0715	1/4" x 8-1/4"	6"	1
0717	1/4" x 10-1/4"	8"	1
0719	1/4" x 12-1/4"	10"	1
0721	5/16" x 6-1/4"	4"	1
0723	5/16" x 12-1/4"	10"	1
0725	5/16" x 18"	16"	1
0727	3/8" x 6-1/4"	4"	1
0729	3/8" x 12-1/4"	10"	1
0731	3/8" x 18"	16"	1
0733	7/16" x 6-1/4"	4"	1
0735	7/16" x 12-1/4"	10"	1
0737	7/16" x 18"	16"	1
0739	1/2" x 6-1/4"	4"	1
0741	1/2" x 12-1/4"	10"	1
0743	1/2" x 18"	16"	1
0745	9/16" x 6-1/4"	4"	1
0747	9/16" x 12-1/4"	10"	1
0749	9/16" x 18"	16"	1
0751	5 Piece Drill Set Kit includes 3/16", 1/4", 5/16", 3/8" and 1/2" diameter bits (all 6" overall)		1



SDS-Plus / S-4 Plus SDS

Carbide Drill Bits

USE IN

Rotary hammer with SDS chuck or SDS adapter

SIZE RANGE

5/32" x 6" to 1" x 18"

S-4 Plus SDS Carbide Drill Bits are designed for use in a rotary hammer equipped with an SDS (slotted drive shaft) type chuck. The bits are manufactured to conform with ANSI Standard B212.15 and can be used to drill in concrete, block, brick, and soft stone.

SDS-PLUS / S-4 PLUS SDS CARBIDE DRILL BITS			
CAT. NO.	SIZE	USABLE LENGTH	STD. POUCH
0302	5/32" x 6"	4"	1
0304	3/16" x 4"	2"	1
0306	3/16" x 6"	4"	1
0308	3/16" x 8"	6"	1
0310	3/16" x 10"	8"	1
0312	3/16" x 12"	10"	1
0314	3/16" x 14"	12"	1
0316	7/32" x 8"	6"	1
0317	7/32" x 10"	8"	1
0318	7/32" x 14"	12"	1
0319	7/32" x 16"	14"	1
0320	1/4" x 4"	2"	1
0321	1/4" x 6"	4"	1
0322	1/4" x 8"	6"	1
0323	1/4" x 11"	9"	1
0324	1/4" x 14"	12"	1
0325	1/4" x 16"	14"	1
0327	1/4" x 20"	18"	1
0329	5/16" x 6"	4"	1
0331	5/16" x 12"	10"	1
0333	3/8" x 6"	4"	1
0334	3/8" x 10"	8"	1
0336	3/8" x 12"	10"	1
0338	3/8" x 18"	16"	1
0339	3/8" x 24"	22"	1
0341	7/16" x 6"	4"	1
0343	7/16" x 12"	10"	1
0346	1/2" x 6"	4"	1
0348	1/2" x 10"	8"	1
0349	1/2" x 12"	10"	1
0351	1/2" x 18"	16"	1
0352	1/2" x 24"	22"	1
0354	9/16" x 6"	4"	1
0355	9/16" x 12"	8"	1
0359	5/8" x 8"	6"	1
0361	5/8" x 12"	10"	1
0362	5/8" x 18"	16"	1
0364	11/16" x 8"	6"	1
0365	11/16" x 12"	10"	1
0368	3/4" x 8"	6"	1
0370	3/4" x 12"	10"	1
0371	3/4" x 18"	16"	1
0373	27/32" x 8"	6"	1
0375	7/8" x 8"	6"	1
0376	7/8" x 12"	10"	1
0377	7/8" x 18"	16"	1
0379	1" x 8"	6"	1
0380	1" x 10"	8"	1
0381	1" x 12"	10"	1
0382	1" x 18"	16"	1
0394†	Spline to SDS Adapter	-	1
0396†	SDS Max Adapter	-	1

† Use of SDS-Plus drill bit in larger rotary hammers with an adapter will reduce bit life.

For use in hard aggregate concrete. Job site tests required.

SPECIAL APPLICATION BIT FOR 3/8" PIPE SPIKE

CAT. NO.	SIZE	USABLE LENGTH	STD. POUCH
0390*	7mm x 4" Pipe SPIKE Bit	2"	1

* Discontinued item once current stock exhausted.

SDS-PLUS / S-4 PLUS SDS CARBIDE DRILL BIT BULK PACKS

CAT. NO.	SIZE	USABLE LENGTH	BITS PER PACK
0662	5/32" x 6"	4"	25
0664	3/16" x 4"	2"	25
0666	3/16" x 6"	4"	25
0668	3/16" x 8"	6"	25
0670	3/16" x 10"	8"	25
0675	7/32" x 6"	4"	25
0676	7/32" x 8"	6"	25
0677	7/32" x 10"	8"	25
0680	1/4" x 4"	2"	25
0681	1/4" x 6"	4"	25
0682	1/4" x 8"	6"	25
0683	1/4" x 11"	9"	25
0689	5/16" x 6"	4"	25
0693	3/8" x 6"	4"	25
0696	1/2" x 6"	4"	15
0697	5/8" x 8"	6"	15


SDS-PLUS ACCU-BIT FOR DROPIN AND SMART DI+

CAT. NO.	SIZE	USABLE LENGTH	BITS PER PACK
00391	SDS-Plus 3/8" Concrete Accu-Bit	for 1/4" Dropin	1
00397	SDS-Plus 1/2" Concrete Accu-Bit	for 3/8" Dropin	1
00410	SDS-Plus 5/8" Concrete Accu-Bit	for 1/2" Dropin	1
00418	SDS-Plus 7/8" Concrete Accu-Bit	for 5/8" Dropin	1
00419	SDS-Plus 1" Concrete Accu-Bit	for 3/4" Dropin	1


SDS-PLUS ACCU-BIT FOR MINI DROPIN

CAT. NO.	SIZE	USABLE LENGTH	BITS PER PACK
00392	SDS-Plus 3/8" Concrete Accu-Bit	for 1/4" Mini Dropin	1
00398	SDS-Plus 1/2" Concrete Accu-Bit	for 3/8" Mini Dropin	1
00411	SDS-Plus 5/8" Concrete Accu-Bit	for 1/2" Mini Dropin	1

Quatro Head SDS-Plus Carbide Drill Bits are designed to reduce vibration and noise. These bits produce rounder and more accurately located anchor holes.


QUATRO HEAD SDS-PLUS CARBIDE DRILL BITS

CAT. NO.	SIZE	USABLE LENGTH	STD. POUCH
7086*	3/4" x 18"	16"	1
7094	1-1/8" x 18"	16"	1
7095	1-1/4" x 18"	16"	1

* Discontinued item once current stock exhausted.


Industrial Grade Bits (Value Paks)

Carbide Drill Bits fits SDS®

USE IN

Rotary hammer with SDS chuck or SDS adapter

SIZE RANGE

5/32" x 6" to 5/8" x 8"

These carbide bits are designed to be used in rotary hammer equipment with a slotted drive shank. Available in bulk pack quantities only with the large volume user in mind. These bits meet are manufactured to conform with ANSI standard B212.15 and can be used in concrete, block, brick and soft stone.

INDUSTRIAL GRADE VALUE PAK BITS

CAT. NO.	DESCRIPTION	USABLE LENGTH	STD. BOX	STD. CTN.
0801	5/32" x 6-1/4"	4"	25	500
0803	3/16" x 4-1/4"	2"	25	450
0805	3/16" x 6-1/4"	4"	25	500
0807	3/16" x 8-1/4"	6"	25	450
0809	3/16" x 10"	7-1/2"	25	300
0811	7/32" x 6-1/4"	4"	25	500
0813	7/32" x 8-1/4"	6"	25	450
0815	7/32" x 10"	7-1/2"	25	300
0817	1/4" x 4-1/4"	2"	25	450
0819	1/4" x 6-1/4"	4"	25	500
0821	1/4" x 8-1/4"	6"	25	450
0823	1/4" x 11"	8-1/2"	25	300
0825	5/16" x 6-1/4"	4"	25	500
0827	3/8" x 6-1/4"	4"	25	300
0829	1/2" x 6-1/4"	3-1/2"	15	180
0831	5/8" x 8"	5"	15	120

* SDS® is a registered trademark of Robert Bosch Co.


SDS-Max®

USE IN

Rotary hammer with SDS-Max chuck

SIZE RANGE

1/2" x 13" to 1-1/2" x 23"

SDS-Max Carbide Drill Bits are designed for use in a rotary hammer equipped with a SDS-Max type chuck. The bits are manufactured to conform with ANSI Standard B212.15 and can be used to drill in concrete, block, brick, and soft stone.

4-X CUTTER SDS-MAX DRILL BITS

CAT. NO.	SIZE	USABLE LENGTH	STD. TUBE
8801†	1/2" x 13"	8"	1
8802†	1/2" x 21"	16"	1
8805†	9/16" x 13"	8"	1
8809	5/8" x 13"	8"	1
8810	5/8" x 21"	16"	1
8812	5/8" x 36"	31"	1
8815	11/16" x 21"	16"	1
8817	3/4" x 13"	8"	1
8818	3/4" x 21"	16"	1
8820	3/4" x 36"	31"	1
8829	7/8" x 13"	8"	1
8830	7/8" x 21"	16"	1
8833	1" x 13"	8"	1
8834	1" x 21"	16"	1
8836	1" x 36"	31"	1
8843	1-1/8" x 15"	10"	1
8844	1-1/8" x 23"	18"	1
8846	1-1/4" x 15"	10"	1
8847	1-1/4" x 23"	18"	1
8848	1-1/4" x 36"	31"	1
8853	1-3/8" x 23"	18"	1
8859	1-1/2" x 23"	18"	1

SDS-Max is a registered trademark of Robert Bosch Co.



Spline

USE IN

Rotary hammer with Spline chuck

SIZE RANGE

3/8" x 8" to 2" x 23"

Spline Carbide Drill Bits are designed for use in a rotary hammer equipped with a spline type chuck. The bits are manufactured to conform with ANSI Standard B212.15 and can be used to drill in concrete, block, brick, and soft stone. Both 4-X Cutter and single tip head styles are available.

4-X CUTTER HEAD SPLINE CARBIDE DRILL BITS

CAT. NO.	SIZE	USABLE LENGTH	STD. TUBE
7017	5/8" x 10"	5"	1
7020	5/8" x 16"	11"	1
7021	5/8" x 23"	18"	1
7031	3/4" x 11"	6"	1
7033	3/4" x 16"	11"	1
7035	3/4" x 23"	18"	1
7036	3/4" x 27"	22"	1
7037	3/4" x 36"	31"	1
7043	7/8" x 16"	11"	1
7045	7/8" x 23"	18"	1
7049	1" x 16"	11"	1
7051	1" x 23"	18"	1
7053	1" x 36"	31"	1
7057	1-1/8" x 16"	11"	1
7059	1-1/8" x 23"	18"	1
7064	1-1/4" x 16"	11"	1
7066	1-1/4" x 23"	18"	1
7069	1-1/4" x 36"	31"	1
7072	1-3/8" x 23"	18"	1
7077	1-1/2" x 23"	18"	1



SINGLE TIP SPLINE CARBIDE DRILL BITS

CAT. NO.	SIZE	USABLE LENGTH	STD. TUBE
1401	3/8" x 8"	3"	1
1402	3/8" x 11"	5"	1
1403	3/8" x 16"	11"	1
1405	7/16" x 13"	8"	1
1407	1/2" x 10"	5"	1
1408	1/2" x 13"	8"	1
1409	1/2" x 16"	11"	1
1410	1/2" x 22"	18"	1
1412	1/2" x 27"	22"	1
1413	1/2" x 36"	31"	1
1415	9/16" x 13"	8"	1
1418	5/8" x 10"	5"	1
1419	5/8" x 13"	8"	1
1420	5/8" x 16"	11"	1
1421	5/8" x 22"	18"	1
1424	5/8" x 36"	31"	1
1427	11/16" x 13"	8"	1
1431	3/4" x 10"	5"	1
1433	3/4" x 16"	11"	1
1434	3/4" x 22"	18"	1
1436	3/4" x 27"	22"	1
1437	3/4" x 36"	31"	1
1443	7/8" x 16"	11"	1
1444	7/8" x 22"	18"	1
1446	7/8" x 36"	31"	1
1449	1" x 16"	11"	1
1450	1" x 22"	18"	1
1453	1" x 36"	31"	1
1457	1-1/8" x 16"	11"	1
1458	1-1/8" x 22"	18"	1
1464	1-1/4" x 16"	11"	1

CAT. NO.	SIZE	USABLE LENGTH	STD. TUBE
1465	1-1/4" x 22"	18"	1
1470	1-3/8" x 16"	11"	1
1471	1-3/8" x 22"	18"	1
1477	1-1/2" x 22"	18"	1
1486	1-3/4" x 22"	18"	1
1490	2" x 22"	18"	1



HD Straight Shank Bits

USE IN

Hammer Drill

SIZE RANGE

1/8" x 3" to 3/4" x 24"

Heavy Duty Straight Shank Carbide Bits are designed for use in a hammer drill equipped with a 3 jaw Jacobs type chuck. The bits meet ANSI standards and can be used to drill in concrete, block, brick, and soft stone.

HD STRAIGHT SHANK BITS

CAT. NO.	DRILL SIZE	USABLE LENGTH	SHANK SIZE	STD. POUCH
0501	1/8" x 3"	2-1/4"	1/8"	1
0503	5/32" x 6"	4"	5/32"	1
0504	3/16" x 4"	2-3/4"	3/16"	1
0505	3/16" x 6"	4"	3/16"	1
0512	1/4" x 4"	2-3/4"	1/4"	1
0513	1/4" x 6"	4"	1/4"	1
0514	1/4" x 13"	11"	1/4"	1
0516	1/4" x 24"	22"	1/4"	1
0519	5/16" x 6"	4"	5/16"	1
0522	3/8" x 6"	4"	3/8"	1
0523	3/8" x 13"	11"	3/8"	1
0525	3/8" x 24"	22"	3/8"	1
0531	1/2" x 6"	4"	3/8"	1
0532	1/2" x 13"	11"	3/8"	1
0534	1/2" x 24"	22"	3/8"	1
0538	5/8" x 6"	4"	1/2"	1
0540	5/8" x 13"	11"	1/2"	1
0545	3/4" x 6"	4"	1/2"	1
0547	3/4" x 13"	11"	1/2"	1
0548*	3/4" x 24"	22"	1/2"	1

BULK PACK

CAT. NO.	DRILL SIZE	BITS PER PACK
0593	1/4" x 4"	25
0594	1/4" x 6"	25
0595	3/8" x 6"	10

* Discontinued item once current stock exhausted. 5/8" and larger, shank is hex shaped.



IG Straight Shank Bits

USE IN

Hammer Drill

SIZE RANGE

1/8" x 3" to 1" x 12"

Industrial Grade Straight Shank Carbide Bits are designed for use in a hammer drill equipped with a 3 jaw Jacobs type chuck. The bits meet ANSI standards and can be used to drill in concrete, block, brick, and soft stone.

HD STRAIGHT SHANK BITS					
CAT. NO.	DRILL SIZE	USABLE LENGTH	SHANK SIZE	STD. POUCH	
0601	1/8" x 3"	2-1/4"	1/8"	1	
0604	3/16" x 4"	2-3/4"	3/16"	1	
0605	3/16" x 6"	4"	3/16"	1	
0612	1/4" x 4"	2-3/4"	1/4"	1	
0613	1/4" x 6"	4"	1/4"	1	
0614	1/4" x 12"	10"	1/4"	1	
0618	5/16" x 4"	2-3/4"	1/4"	1	
0619	5/16" x 6"	4"	1/4"	1	
0621	3/8" x 4"	2"	1/4"	1	
0622	3/8" x 6"	4"	1/4"	1	
0623	3/8" x 12"	10"	5/16"	1	
0625	3/8" x 24"	22"	5/16"	1	
0626	7/16" x 6"	4"	3/8"	1	
0631	1/2" x 6"	4"	3/8"	1	
0632	1/2" x 12"	10"	3/8"	1	
0635	9/16" x 6"	4"	3/8"	1	
0638	5/8" x 6"	4"	3/8"	1	
0640	5/8" x 12"	10"	3/8"	1	
0645	3/4" x 6"	4"	1/2"	1	
0647	3/4" x 12"	11"	1/2"	1	
0650	7/8" x 12"	10"	1/2"	1	
0654	1" x 12"	10"	1/2"	1	

BULK PACK

CAT. NO.	DRILL SIZE	BITS PER PACK
0561	3/16" x 4"	50
0562	3/16" x 6"	50
0563	1/4" x 4"	25
0564	1/4" x 6"	25
0565	3/8" x 6"	10
0566	1/2" x 6"	10



"A" Taper Drill Bits

USE IN

Rotary hammer with "A" Taper chuck or Adapter

SIZE RANGE

1/4" x 6" to 3/4" x 12"

"A" Taper Drill Bits are designed for use in a rotary hammer equipped with an "A" Taper type chuck. The bits meet ANSI standards and can be used to drill in concrete, block, brick, and soft stone.

"A" TAPER BITS			
CAT. NO.	DRILL SIZE	USABLE LENGTH	STD. TUBE
0712	1/4" x 6"	4"	1

"A" TAPER SHANK ADAPTERS			
CAT. NO.	SIZE	STD. POUCH	
0790*	SDS-Max to "A" Taper	1	
0798*	Ejector Pin "A" Taper	1	

* Discontinued item once current stock exhausted.

Rotary Carbide Drills

USE IN

Rotary Only Drill

SIZE RANGE

1/8" x 2-1/2" to 3/4" x 6"

Rotary Carbide Bits are designed for use in a rotation only drill equipped with a 3 jaw Jacobs type chuck. The bits meet ANSI standards with a positive rake tip and can be used to drill in soft or brittle masonry materials using rotation only. Fast spiral flutes are for fast drilling in soft to medium masonry materials such as block or brick. Deep fluted drills perform best in concrete where the wide fluting helps clean concrete chips and dust from the hole.



FAST SPIRAL ROTARY CARBIDE BITS						
CAT. NO.	DRILL SIZE	SHANK SIZE	USABLE LENGTH	OVERALL LENGTH	STD. TUBE	
8500	1/8"	1/8"	1-3/4"	2-1/2"	1	
8506	3/16"	3/16"	1-3/4"	3"	1	
8508	1/4"	1/4"	1-3/4"	4"	1	
8512	5/16"	1/4"	2-1/2"	4"	1	
8514	3/8"	1/4"	2-1/2"	4"	1	
8560	3/8"	1/4"	4-1/2"	6"	1	
8562*	3/8"	1/4"	16-1/2"	18"	1	
8520	1/2"	3/8"	4"	6"	1	
8566*	1/2"	3/8"	10"	12"	1	
8526	5/8"	1/2"	4"	6"	1	
8570	5/8"	1/2"	10-1/2"	12"	1	
8530	3/4"	1/2"	4"	6"	1	

* Discontinued item once current stock exhausted.

DEEP FLUTE ROTARY CARBIDE BITS

CAT. NO.	DRILL SIZE	SHANK SIZE	USABLE LENGTH	OVERALL LENGTH	STD. TUBE
8606	3/16"	3/16"	1-3/4"	3"	1
8608	1/4"	1/4"	1-3/4"	4"	1



Rebar Cutter

Carbide Drill Bits

USE WITH

Rotation-only drill with standard 1/2" Jacobs style chuck

SIZE RANGE

1/2" to 1-1/4" diameter

Rebar cutter bits provide a quick, easy method for drilling through mesh or re-inforcing bars embedded in concrete when the drilled hole cannot be relocated. The bits are used in the rotation only mode and are designed to fit in a standard rotary drill motor with a 1/2" Jacobs style chuck.

When drilling with a hammer drill or rotary hammer, it is important to stop drilling immediately when a standard carbide bit contacts steel reinforcing bar or wire mesh. If the drilled hole cannot be relocated, a rebar cutter bit is used to drill through the embedded steel. Insert the rebar cutter bit into the chuck of a standard 1/2" rotary drill. Place the bit into the partially drilled hole until it contacts the mesh or reinforcing bar. Drill through the embedded steel with the rebar cutter bit. Once the bit has drilled through the steel, remove the debris from the hole, then continue drilling with the standard carbide tipped bit using a hammer drill or rotary hammer.

CAT. NO.	SIZE	USABLE LENGTH	STD. BOX
0845	1/2" x 12"	11"	12
0844	9/16" x 12"	11"	12
0846	5/8" x 12"	11"	12
0847	11/16" x 12"	11"	12
0849	3/4" x 12"	11"	12
0851	7/8" x 12"	11"	12
0853	1" x 12"	11"	12
0855	1-1/4" x 12"	11"	12



Heavy Duty Chisels

USE IN

Combination Rotary Hammer / Chipping Tool with a Spline, SDS-Max® or 3/4" Hex Chuck

SIZE RANGE

Bull Point, Flat, Scaling and Bushing

Heavy Duty Chisels and accessories are designed for use in a combination rotary hammer / chipping tool equipped with a Spline, SDS-Max, or 3/4" Hex chuck. They can be used for chipping applications in concrete, block, brick, and soft stone.

CAT. NO.	SHANK TYPE	DESCRIPTION	STD. BOX
0950	Spline	Bull Point Chisel 12"	1
0951	Spline	Bull Point Chisel 18"	1
0952	Spline	Flat Chisel 1" x 12"	1
0953	Spline	Flat Chisel 1" x 18"	1
0954	Spline	Scaling Chisel 1-1/2" x 12"	1
0955	Spline	Scaling Chisel 2" x 12"	1
0959	Spline	Ground Rod Driver 7/8" x 10-1/4"	1
0960	Spline	Bushing Tool 1-3/4" x 9-1/4"	1
0965	SDS-Max	Bull Point Chisel 12"	1
0966	SDS-Max	Bull Point Chisel 18"	1
0967	SDS-Max	Flat Chisel 1" x 12"	1
0968	SDS-Max	Flat Chisel 1" x 18"	1
0969	SDS-Max	Scaling Chisel 1-1/2" x 12"	1
0970	SDS-Max	Scaling Chisel 2" x 12"	1
0974	SDS-Max	Ground Rod Driver 7/8" x 10-1/4" 1	1
0975	SDS-Max	Bushing Tool 1-3/4" x 9-1/2"	1
0982	3/4" Hex	Flat chisel 1" x 12"	1
0983	3/4" Hex	Flat chisel 1" x 18"	1

*Discontinued item once current stock exhausted.



Heavy Duty One and Two Piece Core Bits

USE IN

Rotary hammer with a Spline or SDS-Max® chuck

SIZE RANGE

1-1/2" to 5"

Heavy Duty Core Bits are designed for use in a rotary hammer equipped with a spline or SDS-Max type chuck. The bits can be used to drill in concrete, block, brick, and soft stone.

ONE PIECE SPLINE CORE BITS - HEAVY WALL			
CAT. NO.	DRILL SIZE	DESCRIPTION	STD. TUBE
0260*	2-5/8"	Hollow Core Bit Spline 2-5/8" x 22"	1

One piece core bits are packaged with a centering bit and ejector pin. * Discontinued item once current stock exhausted.

ONE PIECE SDS-MAX CORE BITS - HEAVY WALL			
CAT. NO.	DRILL SIZE	DESCRIPTION	STD. TUBE
0284	2-5/8"	Hollow Core Bit SDS-Max 2-5/8" x 22"	1

One piece core bits are packaged with a centering bit and ejector pin.

Cups With External Male Rope Thread

TWO PIECE CORE BITS - HEAVY WALL			
CAT. NO.	DRILL SIZE	DESCRIPTION	STD. TUBE
0570	1-3/4"	Hollow Core Bit 1-3/4" x 4"	1
0571	2"	Hollow Core Bit 2" x 4"	1
0572	2-5/8"	Versio Core Cutter 2-5/8" x 4"	1
0573	3-1/8"	Versio Core Cutter 3-1/8" x 4"	1
0575	4"	Versio Core Cutter 4" x 4"	1
0576	5"	Versio Core Cutter 5" x 4"	1

Drive shanks with internal female Rope Thread

TWO PIECE CORE BITS					
CAT. NO.	SHANK TYPE	DESCRIPTION	OVERALL LENGTH	USABLE LENGTH	STD. TUBE
0578	Spline	Adaptor	7"	2"	1
0582	Universal	Extension	11" (w/o flute)	11"	1
0580	SDS-Max	Adaptor	7-3/4"	2-3/4"	1
0590	—	Centering Bit	6"	-	1

Carbide Drill Bit Warranty

Powers carbide tipped drill bits are warranted against failure due to manufacturing defects. This warranty does not apply to failure due to normal wear or where there is evidence of improper application or misuse.

ANSI Standard B212.15

Powers carbide tipped drill bits are manufactured to conform with the American National Standards Institute, Standard B212.15 as listed in the following table. Powers anchors, unless otherwise noted, are designed to be installed in holes drilled in the base material using carbide tipped bits meeting this specification.

NOMINAL DRILL O.D.	ANSI STANDARD	NOMINAL DRILL O.D.	ANSI STANDARD
1/8"	0.134-0.140"	1 1/16"	0.713-0.723"
5/32"	0.165-0.171"	3/4"	0.775-0.787"
11/64"	0.181-0.187"	27/32"	0.865-0.881"
3/16"	0.198-0.206"	7/8"	0.905-0.917"
7/32"	0.229-0.237"	15/16"	0.968-0.980"
1/4"	0.260-0.268"	1"	1.030-1.042"
9/32"	0.296-0.304"	1 1/8"	1.160-1.175"
5/16"	0.327-0.335"	1 1/4"	1.285-1.300"
3/8"	0.390-0.398"	1 3/8"	1.410-1.425"
7/16"	0.458-0.468"	1 1/2"	1.535-1.550"
1/2"	0.520-0.530"	1 5/8"	1.655-1.675"
9/16"	0.582-0.592"	1 3/4"	1.772-1.792"
5/8"	0.650-0.660"	2"	2.008-2.028"

Evaluation Procedure



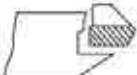







The following criteria is used to evaluate drill bits submitted for warranty. Warranty claims for carbide tipped drill bits should be submitted by the distributor to the local Powers branch from which the merchandise was purchased. Full or partial replacement of a drill bit is based on the amount of wear differential as measured between front and rear portion of the flute as shown below. To determine the wear differential, measure the diameter of flute at d_1 and d_2 . The variation between d_1 and d_2 is the differential.

The allowable wear differential is listed in the table below. Bits which are worn beyond the differential have reached the maximum expected bit life and do not qualify for warranty.

DRILL BIT DIAMETER (INCH)	WEAR DIFFERENTIAL (INCH)	DRILL BIT DIAMETER (INCH)	WEAR DIFFERENTIAL (INCH)
3/16"	0.008"	3/4"	0.024"
1/4"	0.008"	7/8"	0.028"
5/16"	0.012"	1"	0.032"
3/8"	0.016"	1 1/8"	0.036"
7/16"	0.020"	1 1/4"	0.039"
1/2"	0.020"	1 3/8"	0.043"
9/16"	0.024"	1 1/2"	0.048"
5/8"	0.024"	1 3/4"	0.048"
11/16"	0.024"	2"	0.048"

Evaluation Criteria

The following chart shows typical drill bit damage associated with warranty claims, the probable cause, and the warranty policy. Warranty replacement credit will be adjusted based on the amount of drill bit wear. No replacement will be made for bits where the shank transition is polished or where flutes are full of foreign material such as tar.

EVALUATION CRITERIA	
DAMAGE	CAUSE
Carbide Insert Lip is Missing or Loose 	<p>This is generally caused by poor brazing indicated by lack of brazing material at the base of the tip or voids. Failure usually occurs within the first 10 to 20 holes.</p> <p>Full/Partial Replacement based on wear.</p>
Carbide Tip Fractured 	<p>Tip fractures will occur if reinforcing bars or other embedments are struck when drilling into concrete or masonry. These failures are easily identified because both the carbide insert and the tool steel will be damaged.</p> <p>No Warranty Replacement.</p> <p>Tip fractures may also occur if the carbide insert is out of tolerance, usually too hard. If this type of failure occurs, only the carbide tip will be fractured.</p> <p>Full/Partial Replacement based on wear.</p>
Carbide Tip/Tool Body Breakage 	<p>A failure such as this indicates that the brazing may not have been strong enough to resist the differences in thermal expansion between the carbide tip and the tool steel.</p> <p>Full/Partial Replacement based on wear.</p>
Carbide Cutting Edge is Worn/Rounded 	<p>If the cutting edge of the carbide tip is worn more than 2/3 of its width, the bit has reached the end of its useful life.</p> <p>No Warranty Replacement.</p>
Loss of Carbide/Tool Tip 	<p>A failure such as this indicates that the brazing may not have been strong enough to resist the differences in thermal expansion between the carbide tip and the tool steel.</p> <p>Full/Partial Replacement based on wear.</p>
Shaft Breakage Behind Head 	<p>Shaft breakage may occur if there is a defect in the tool steel. This will be indicated by a notch which is evident in the fracture area.</p> <p>Full/Partial Replacement based on wear.</p> <p>Breakage may occur if the bit has been over torqued by jamming it in the hole. This is indicated by the lack of a notch and an irregular / jagged fracture area.</p> <p>No Warranty Replacement.</p>
Shaft Breakage Away from Tool Head 	<p>Shaft breakage away from the tool head may occur if there is a defect in the tool steel. This will be indicated by a notch which is evident in the fracture area.</p> <p>Full/Partial Replacement based on wear.</p> <p>Breakage in the shaft away from the head or tip area may also occur if the bit has been over torqued by jamming it in the hole. This is indicated by an irregular or jagged fracture area. No notch is apparent.</p> <p>No Warranty Replacement.</p>
Shaft Breakage - Clogged Flutes 	<p>The bit has been used to drill through plastic, tar, adhesive, etc., and the flutes have been clogged. This is an indication that the bit could not clear dust and chips and broke from overload.</p> <p>No Warranty Replacement.</p>
Shank Transition is Polished 	<p>If the drill bit has been used to produce holes deeper than the length of the flute, the area between the flutes and the upper shank will become polished. Dust may also be packed into the flutes.</p> <p>No Warranty Replacement.</p>
Tool Holder Slots Worn 	<p>Wear in the tool holder area indicates that the drill motor used should be repaired or replaced.</p> <p>No Warranty Replacement.</p>

POWERS FASTENERS **BRANCH INFORMATION**

USA LOCATIONS

CITY	ADDRESS	CONTACT	PHONE	FAX
Alabama	5405 Buford Hwy Suite 410 Norcross, GA 30071-3984	Jeff Hatchett	678-966-0000	678-966-9242
Atlanta	5405 Buford Hwy Suite 410 Norcross, GA 30071-3984	Ryan Raica	678-966-0000	678-966-9242
Boston	2 Powers Lane, Brewster, NY 10509	Jack Armour	800-524-3244	877-871-1965
Charlotte	349 L West Tremont Avenue, Charlotte, NC 28203	Bob Aurisy	704-375-5012	704-376-5517
Chicago	2472 Wisconsin Avenue, Downers Grove, IL 60515	Dan Gilligan	630-960-3156	630-960-3912
Dallas	1300 IH 35 North, Suite #118, Carrollton TX 75006	Matt Henderson	972-446-5985	972-446-3674
Denver	2475 West Second Street #35, Denver, CO 80223	Jared Hemmert	303-922-9202	303-922-9228
Detroit	21600 Wyoming Avenue, Oak Park, MI 48237	Glen Gaskill	248-543-8600	248-543-8601
Florida	2412 Lynx Lane, Orlando, FL 32804	John Christy	813-626-4500	813-626-4545
Houston	13833 North Promenade, Suite 100, Stafford, TX 77477	Vaughn Eshelman	281-491-0351	281-491-0367
Indianapolis	15290 Stony Creek Way, Noblesville, IN 46060	Ian Jones	317-773-1668	317-773-1690
Los Angeles	2761 Dow Avenue, Tustin, CA 92780	John Kenny	714-731-2500	714-731-2566
Maryland	3137-B Pennsy Drive, Landover, MD 20785	Chris Van Syckle	301-773-1722	301-341-5119
Milwaukee	12020 W. Feerick Street, Milwaukee, WI 53222	Donn Raduenz	414-466-2400	414-466-3993
Minneapolis	351 Wilson Street, NE Minneapolis, MN 55413	Josh Nelson	612-331-3770	612-331-3549
Missouri	3225 Harvester Road, Kansas City, KS 66115	Don James, Jr.	816-472-5033	816-472-5040
New Orleans	102 Sampson Street, Houston, TX 77003	Gary Button	713-228-1524	713-228-1528
New York	2 Powers Lane, Brewster, NY 10509	Matt Reap	800-524-3244	877-871-1965
Philadelphia	2 Powers Lane, Brewster, NY 10509	Greg Stephenson	800-524-3244	877-871-1965
Phoenix	3602 E. Southern Ave, Suite 5 Phoenix, AZ 85040	Patrick Styly	602-431-8024	602-431-8027
Pittsburgh	1360 Island Avenue, McKees Rocks, PA 15136	Bill Dugan	412-771-3010	412-771-9858
Portland	18808 142nd Ave NE, Suite 4A, Woodinville, WA 98072	Jim Swink	360-608-6845	206-762-5817
Rochester	36 Van Auker Blvd., Rochester, NY 14608	Mark Harper	800-524-3244 / 585-529-4188	877-871-1965 / 585-529-5319
Salt Lake City	3120 W. California Ave, Suite E, Salt Lake City, UT 84104	Don Manning	801-466-9428	801-466-3083
San Francisco	28970 Hopkins Street, Suite B+C, Hayward, CA 94545	John O'Brien/Craig Hering	510-293-1500	510-293-1505
Seattle	18808 142nd Ave NE, Suite 4A, Woodinville, WA 98072	Darin Arnold	206-762-5812	206-762-5817
Tennessee	221 Blanton Avenue, Nashville, TN 37210	Jamie Utley/John Hazen Sr.	615-248-2667	615-248-2676

INTERNATIONAL LOCATIONS

COUNTRY/REGION	ADDRESS	CONTACT	PHONE	FAX
Australia	Factory 3, 205 Abbotts Road, Dandenong, South Victoria 3175	Peter Pratis	+61 3 8787 5888	+61 3 8787 5899
Canada	6275 Millcreek Drive, Mississauga, Ontario L5N 7K6	Joe Diilio	1-800-567-7188	1-800-265-9680
China	8/F, Lujiazui Fund Tower, No. 101, Zhu Lin Road, Pudong District, Shanghai, China 200122	Tina Ge	+86-21-6162-1858*2234	+86-21-5080-5101
Europe	Westrak 208, 1771 SV Wieringerwerf, Netherlands	Colin Earl	+31 888 769 377	+31 227 594 759
Manitoba	1810 Dublin Avenue Man. Winnipeg, R3H 0H3	Distributor	204-633-0064	204-694-1261
New Zealand	PO Box 302 076 North Harbour Auckland	Clay Sesto	+64 9415 2425	+64 9415 2627
Quebec	721 Meloche Avenue, Dorval, Quebec H9P 2S5	Allan Hill	514-631-4216	514-631-2583

LATIN & CARIBBEAN DISTRIBUTION INQUIRIES

COUNTRY/REGION	ADDRESS	CONTACT	PHONE	FAX
Latin America		Allan Herbert	0050767477749	877-871-1965

LATIN & CARIBBEAN DISTRIBUTION

COUNTRY/REGION	ADDRESS	CONTACT	PHONE	FAX
Brazil	HARD, Rua Dr. Humberto Pinheiro Viera, 150 Lote B, 1 B Distrito Industrial, Joinville, Brazil		55-47-40097209	55-47-40097217
Colombia	Electrogeno, S.A., Carrera 52 #71C-38, Bogota, Colombia		(57) 1 6600 9436	
Costa Rica	Tecnofijaciones de Costa Rica,, La Uruca, costado Este del Banco Nacional, Condominio Horizontal JW, Bodega #21, San Jose, Costa Rica	alguerak@tecnofijacionescr.com	00-506-2256-8115/8117	00-506-2256-8149
	Cel Internacional s.a., Alajuela, Costa Rica, Apartado 674-4050	ventas@celcr.com	00-506-2432 5868	00-506-2440-1839
Dominican Republic	Calle Estancia Nueva #17 E Esquina Cul-De-Sac 9, San Geronimo, Santo Domingo	Rodfor Team	809-224-5615	809-472-8640
Ecuador	Acero Comercial Ecuatoriano S.A., Av. La Prensa N45-14 y Telégrafo 1 – Quito	info@acero.comercial.com	(593-2) 2454 333	(593-2) 2454 455
	Av. Juan Tanca Marengo Km. 1.7 – Guayaquil	infogye@acero.comercial.com	(593-4) 2683 060	(593-4) 2683 059
Guatemala	Multimateriales s.a., 1 calle, #33-88, Zona 1, Colonia Toledo, Guatemala 01011	info@multimateriales.com	00-502-2429-6700	00-502-2429-6767
Mexico	Multiaccesorios, Av.A tiempo, #502, Parque, Nuevo Leon	jnlazo@multiaccesorios.com	00-52-81-8042-4200	00-52-81-1231-0048
	Fulminantes Industriales, Encino No.1103, Col Granjas, Chihuahua	irmafp@live.com	00-52-614-419-0090	00-52-614-419-8523
	Sergio Paulo Ramirez, Colonia Jardines de Jerez, Gardenias #103, Leon, Guanajuato	prosetgeto@hotmail.com	00-52-477-711-0670	00-52-477-212-2478
Panama	Centro-Industrial, Via Cincuentenario, No. 7910, Ciudad Panama, Panama		(507) 302-8022	
	Mecca, Via Argentina #46-70, Edif. Rattan, Planta Baja Local 5, Panama	rvanselow@germantecpa.com	00-507-269-4333	00-507-269-1866
	Fixa Panama, Via Porras, Edif. 54, Local #7, San Francisco	ventas@fixapanama.com	00-507-260-9505	
Peru	Powers Peruana SAC, Av. Santa Catalina, 571 La Victoria, Lima 13, Peru (www.powersperuana.com)	Martin Vasquez	00 511 265 8500	00 511 330 0909
Venezuela	Anclajes Powers s.a., Calle Sucre/Qta. Maudora, #1721 Entre Cec Acosta Y San Ignacio Chacao, Caracas	Distributor anclajespowers@hotmail.com	58 212 264 1313	58 212 263 0219
Trinidad - Tobago	Ft. Farfan, 3-5 Ibis Avenue, Ibis Acres, San Juan	Derek Cumming	(868) 674-7896	

Note: The information and data contained within this documentation was current as of November 2013. The information is for marketing purposes only and is subject to change and updates as needed. Powers Fasteners, Inc. reserves the right to change designs and specifications without notice or liability for such changes. Please contact Powers Fasteners for the most current and up to date available information or refer to our website at www.powers.com

Powers Fasteners 2 Powers Lane, Brewster, NY 10509 P: (800) 524-3244 F:(877) 871-1965

www.powers.com

Cat. No. 0001210 11/13

©2013 Powers Fasteners, Inc.



Powers Fasteners

2 Powers Lane
Brewster, NY 10509
P: (800) 524-3244
F: (877) 871-1965

Powers Fasteners Canada Ltd.

6275 Millcreek Drive,
Mississauga Ontario L5N-7KN Canada
P: 1(800) 567-7188
F: 1(800) 265-9680

www.powers.com

