

VerifEye™

Submetering Solutions

Reward of Information (ROI)



SMARTer Metering. SMARTer Control. REAL Savings.

The Benefits of Submetering

Leviton redefines ROI as Reward of Information with VerifEye™ Submetering Solutions. VerifEye delivers a comprehensive line of leading-edge submeters, communication products, and software solutions as the key building blocks to help you better manage costs and conserve energy.

Develop your strategic energy management plan using revenue grade real-time energy usage information to measure, monitor, and manage operations to improve your bottom line. From tenant billing to energy measurement & verification (M&V) software solutions, VerifEye offers cost effective scalability and integration to provide you with the solution you need today and in the future.

For additional energy savings, combine VerifEye with Leviton lighting controls for a complete energy management solution from a single source.

VerifEye delivers accurate information for:

- Tenant billing/cost allocation
- Load profiling & benchmarking
- Measurement & verification (M&V)
- Energy conservation programs
- LEED projects
- Government mandates
- AMR/BMS/EMS integration



Excellence Comes Standard

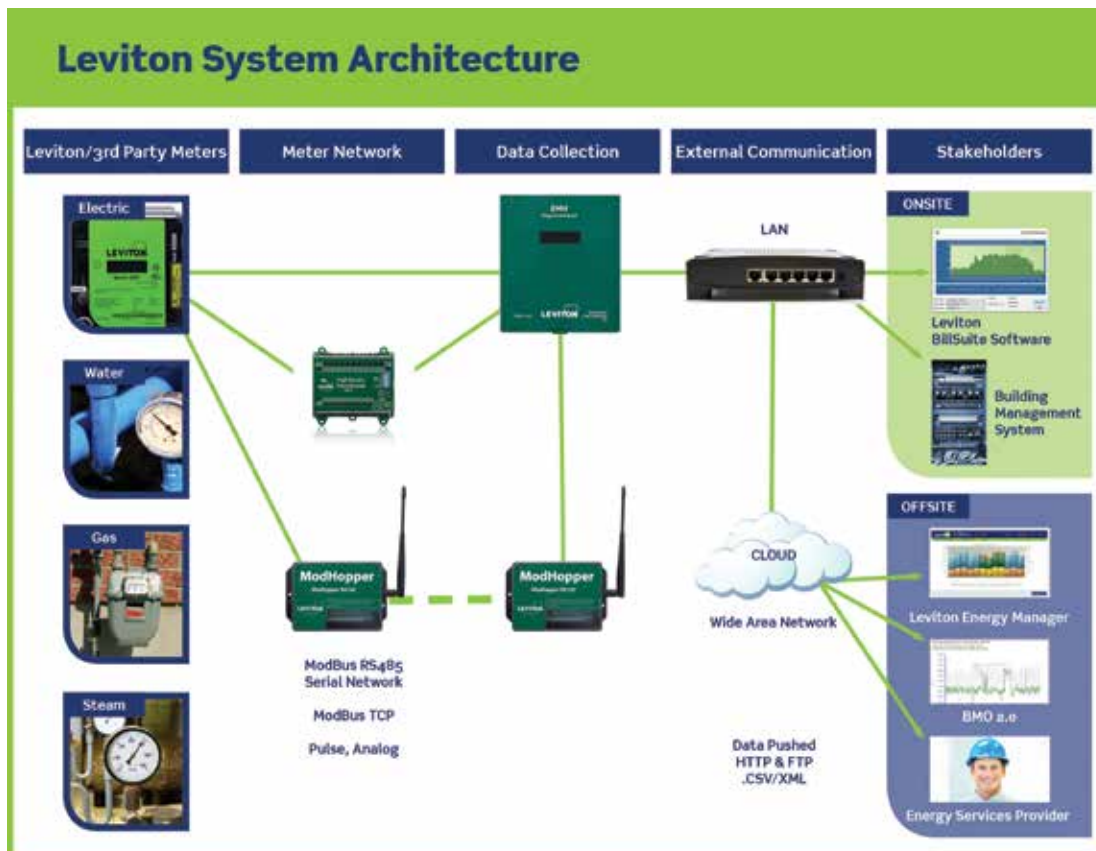
- Open architecture design provides easy integration with third party building management system (BMS) platforms
- UL 916 Listed for Energy Monitoring Equipment
- Installer friendly, reverse phase LED and power and load indicators provide installation diagnostics by visually confirming that the product is properly installed and functioning
- Leviton Series 1000, 2000, 3300, and 3500 meters are available in an indoor steel or outdoor NEMA 4X enclosure at the same low price
- Leviton Series 4000 Industrial ModBus Meter is available in as an indoor DIN Rail Mount or outdoor NEMA 4x enclosure
- Offering includes wide range of meters to meet the needs of any application and automated data collection solutions and energy reporting and analysis software to easily and intelligently manage energy consumption
- Confidently backed by a best in the industry 10 year warranty

Leviton Metering Philosophy

Consultative Approach - Each project is tailored to each customer's needs - from a basic meter hardware system to an advanced communication system that includes BAS/BMS integration

Scalable System - Options for future upgrades and additions are available with Leviton's flexible solution—no need to purchase an entire new system

Open Protocol - Ease of communication with use of Leviton AMR and Automated Metering (AMR) and Data Acquisition Hub (DAS) equipment



VerifEye Meters



	Residential		Residential/Commercial	
Specifications	Mini Meter™ Kits	0.5% Mini Meter Kits	Series 8000 Multiple Point High Density Meter	EMH+ Integrated Meter & Hub
	kWh Meter		kWh Meter	
Phase/Wiring	1PH 3W	1PH 3W	1PH 2W 1PH 3W WYE 3PH 3W Delta 3PH 4W WYE	3PH 3W Delta 3PH 3W WYE 1PH 2W 3PH 4W WYE
Voltage Configurations	120/208/240	120/208/240	120/208 120/240 240/416 277/480 480*	208-480VAC 3 Phase, 120, 240, 277VAC Single Phase 50/60Hz
Amperages	100-200A 100, 200	200A	100-5000A 100, 200, 400, 800, 1600, 3000, 5000	100-5000A 100, 200, 300, 400, 600, 1600
Measuring Parameters	kWh	kWh	kWh Wh delivered and received, VARh delivered and received, VAh, Vrms, Irms	Meter Totals: kWh, kVARh, kW, kVAR, kVA, Voltage L-L, L-N, Current, Power Factor, Frequency Per Phase: Voltage L-L, L-N, Current, Power, Power Factor
Communications Protocol (Standard)	Isolated Pulse Output	2-Way Mesh Network (902-928 MHz)	ModBus TCP ModBus RTU (RS-485) BACnet IP	ModBus/RTU, ModBus/TCP, TCP/IP, PPP, HTTP/HTML, FTP, NTP, XML, SNMP-Trap, Optional BACnet/IP
Current Transformers Options	Split Core Solid Core	Solid Core	Split Core	Split core
Enclosure Options	OEM Module Indoor Plastic Flush Mount NEMA 1 Outdoor NEMA 4X MMU NEMA 4X	Indoor Flush Mount Indoor Surface Mount	Indoor JIC Steel NEMA (MMU)	Indoor Plastic Surface Mount
Display Type	LCD or Mechanical Counter	LCD	Local LCD, Scroll	LCD
Accuracy	C12.10 +/- 0.5% with paired CTs	C12.20 0.5% with paired CTs	C12.10 and C12.20 +/- 0.5%	C12.10 +/- 0.5% from 1% to 100% of full scale
Multiple Meter Unit (MMU) Configurations	Medium, 2-4 Meters Large, 5-8 Meters Extra-Large, 9-19 Meters	-	3PH: 8x3 1PH 3W: 12x2, 9x2, 6x2, 3x2 1PH: 24x1	-
Data Storage	Last Reading - Cumulative	Last Reading - Cumulative	Last Reading - Cumulative Data in 15 min Intervals	Last reading - 1 to 60 minutes, User Selectable (default 15 minutes)

* With potential transformer - consult factory for availability.



Commercial								
	Series 1000 Single Phase Meter Kits		Series 2000 Three Phase Meter Kits	Series 3300 Multi-Function RS485 Meter Kits Series 3500 Multi-Function Ethernet Meter Kits				Series 4000 Industrial ModBus Meter Kits
	kWh Meter with Optional Demand			kWh Meter				
Phase/Wiring	1PH 2W	1PH 3W	3PH 4W WYE	1PH 3W WYE	3PH 3W Delta	3PH 4W WYE	3PH 4W High Leg Delta	3PH 3W/4W
Voltage Configurations	120 277	120/208 120/240 277/480	120/208 277/480	120/208 277/480	208 240 480	120/208 277/480	120/240	90-60VAC 50/60Hz
Amperages	100-800A 100, 200, 400, 800		100-1200A 100, 200, 400, 800, 1200	100-5000A 100, 200, 400, 800, 1600, 3000, 5000				Split Core: 100, 200, 400, 800A Rogowski: 20-5000A
Measuring Parameters	kWh Optional kW (peak demand reset)		kWh Optional kW (peak demand reset)	kWh kW (peak demand reset) Meter total: kVAR, kVA, Power Factor & kW By Phase: Volts, Watts, Amps, Power Factor Interval Data				Meter Totals: kVARh, kW, kVAR, kVA, Voltage L-L, L-N, Current, Power Factor, Frequency
Communications Protocol (Standard)	Isolated Pulse Output		Isolated Pulse Output	Series 3300 Isolated Pulse Output Modbus RTU over RS-485 BACnet MS/TP		Series 3500 Isolated Pulse Output Ethernet Modbus TCP/IP BACnet IP		ModBus/RTU Isolated Pulse Output
Current Transformers Options	Split Core Solid Core		Split Core Solid Core	Split Core Solid Core				Split Core 12, 18, 24" Rogowski Coil lengths available
Enclosure Options	Indoor JIC Steel NEMA 1 Outdoor NEMA 4X		Indoor JIC Steel NEMA 1 Outdoor NEMA 4X MMU JIC Steel NEMA 1	Indoor JIC Steel NEMA 1 Outdoor NEMA 4X				Indoor DIN Rail Mount Outdoor NEMA 4X
Display Type	Local LCD		Local LCD	Local LCD, Scroll				LCD
Accuracy	C12.10 and C12.20 +/- 0.5%		C12.10 and C12.20 +/- 0.5%	C12.10 and C12.20 +/- 0.5%				C12.20 / 0.5%
Multiple Meter Unit (MMU) Configurations	-		Medium, 2-4 Meters Large, 5-8 Meters/ Extra-Large, 9-19 Meters	-				-
Data Storage	Last Reading - Cumulative Peak Demand with Key Reset (optional)		Last Reading - Cumulative Peak Demand with Key Reset (optional)	Last Reading - Cumulative Peak Demand with Key Reset Data in 15 min Intervals				Last Reading - Present and Peak Demand for kW and kVAR

Mini Meter™

EQUITABLE TENANT BILLING

Some multi-tenant residential properties include energy costs in rental fees and generally charge tenants for energy based on the square footage occupied. To be truly equitable, tenants should pay only for what they actually use. With Leviton Mini Meters, building managers can easily track and allocate energy usage costs fairly to multiple tenants, as well as recoup energy expenses from common-use areas (parking lots, hall lighting, etc.). Tenants benefit by paying only for the energy they use; and when they focus on conserving energy, they can see direct financial benefits from their efforts.

- kWh Meter
- 120V 1PH 2W and 120/208/240V 1PH 3W
- 100-200 Amps
- Pulse Output - standard feature
- Available in indoor flush mount or surface mount enclosure
- Available in NEMA 4X indoor/outdoor individual meter enclosures and Multiple Meter Units (MMUs) from 2 to 19 meters
- Select surface mount and flush mount models include built in tamper proof switch or built in wireless AMR and temperature sensing capabilities
- Revenue grade accuracy: 0.5% accuracy class
- Use with split core or solid core CTs
- Up to three sets of CTs per phase can be paralleled per meter with no multipliers
- Components of Mini Meter Kits are UL/cUL Listed Energy Usage Monitor per CCN FTRZ



Indoor
Flush Mount
Mini Meter



Indoor Surface Mount
Mini Meter



Outdoor
Mini Meter

MINI METER KITS

Note: Kits include meter, specified enclosure and required current transformers

Mini Meter Kits - Indoor Flush Mount Enclosure

VOLTAGE	AMPS	CTS INCLUDED	CAT. NO.
120/208V 3W or 120/240V 1PH 3W (Split Phase)	100A	2 SOLID CTs	MK240-1SW
	200A	2 SOLID CTs	MK240-2SW

Mini Meter Kits - Outdoor Enclosure

VOLTAGE	AMPS	CTS INCLUDED	CAT. NO.
120/208V 3W or 120/240V 1PH 3W (Split Phase)	100A	2 SOLID CTs	MO240-1SW
	200A	2 SOLID CTs	MO240-2SW
120/208V 2PH 3W or 120/240V 1PH 3W (Split Phase)	100A	2 Split CTs	MO240-01W
	200A	2 Split CTs	MO240-02W

0.5% Mini Meter Kits - Indoor Flush Mount Enclosure*

VOLTAGE	AMPS	CTS INCLUDED	CAT. NO.
120/208/240V 1PH 3W	200A	2 SOLID CTs	6P201-C02
120/208/240V 1PH 3W with AMR (includes Time of Use (TOU) enabled kWh Transceiver and Tamper Proof Switch)	200A	2 SOLID CTs	6W201-C02
120/208/240V 1PH 3W with AMR (includes Time of Use (TOU) & Temperature enabled kWh Transceiver and Tamper Proof Switch)	200A	2 SOLID CTs	6W201-D02
120/208/240V 1PH 3W (includes Time of Use (TOU) & Delta Temperature enabled kWh Transceiver and Tamper Proof Switch)	200A	2 SOLID CTs	6W201-E02
120/208/240V 1PH 3W (OEM Module Kit)	200A	2 SOLID CTs	7H201-S02

0.5% Mini Meter Kits - Indoor Surface Mount Enclosure*

VOLTAGE	AMPS	CTS INCLUDED	CAT. NO.
120/208/240V 1PH 3W with AMR	200A	2 SOLID CTs	6PSMT-C02
120/240V 1PH 3W (and Tamper Proof Switch)	200A	2 SOLID CTs	MMSMT-C02
120/240V 1PH 3W with AMR (and Tamper Proof Switch)	200A	2 SOLID CTs	MMSMT-D02
120/240V 1PH 3W with AMR (and Tamper Proof Switch)	200A	2 SOLID CTs	MMSMT-E02

Wireless Repeater

DESCRIPTION	CAT. NO.
Repeater, 5V, includes 5VDC 1A plug-in power supply and internal backup battery	T101R-05V

Wireless Data Concentrating Access Points (DCAPs)**

DESCRIPTION	CAT. NO.
Data Concentrating Access Point (DCAP), Low Capacity (150 meter points max), built-in radio receiver	T201E-151
DCAP, High Capacity (1000 meter points max), built-in radio receiver	T201E-102
DCAP-Gateway, unlimited meter points, built-in radio receiver	T201G-UNL
Central Database Gateway, supports up to 2000 meter points	T221C-202

*For a complete wireless Automatic Meter Reading (AMR) system, data transceivers and other wireless network components (DCAPs and Repeaters) are required as dictated by building construction.

TOU = Time of Use, providing 15-minute time-stamped kWh interval data

**All DCAPs and Gateways shipped with 6VDC, minimum 1.5 Amp power supply, Ethernet cable and USB cable

Multiple Meter Units (MMUs)

For both retrofit and new construction, Leviton Multiple Meter Units (MMUs) are fast and easy to install. They come pre-wired per project configuration sheets with clearly labeled connections, minimizing the electrical installation time, another great money saving feature.

All Leviton MMUs are UL Listed assemblies, giving your customers extra assurance for no extra cost. Choose from an indoor steel model in 4/8/16 unit single- or three-phase configurations utilizing Series 2000 meters or a weatherproof outdoor enclosure in 4/8/19 unit single-phase configurations utilizing Mini Meters. If your application requires a different configuration, Leviton is ready to help.



Series 2000 Multiple Meter Unit (MMU)



Mini Meter Multiple Meter Unit (MMU)

All MMUs are customizable and field upgradable for individual projects. Each meter order requires submittal of a Configuration Form. Go to leviton.com/verifeye for more information.

MINI METER MMUS

VOLTAGE	DESCRIPTION	CAT. NO.
MEDIUM MINI METER MMU, 2-4 METERS		
120/240V 1PH 3W	2 Dual Element Meters	6M202-CFG
	3 Dual Element Meters	6M203-CFG
	4 Dual Element Meters	6M204-CFG
120/208V 3PH 4W	2 Dual Element Meters	6M302-CFG
	3 Dual Element Meters	6M303-CFG
	4 Dual Element Meters	6M304-CFG
LARGE MINI METER MMU, 5-8 METERS		
120/240V 1PH 3W	5 Dual Element Meters	6L205-CFG
	6 Dual Element Meters	6L206-CFG
	7 Dual Element Meters	6L207-CFG
	8 Dual Element Meters	6L208-CFG
120/208V 3PH 4W	5 Dual Element Meters	6L305-CFG
	6 Dual Element Meters	6L306-CFG
	7 Dual Element Meters	6L307-CFG
	8 Dual Element Meters	6L308-CFG
EXTRA-LARGE MINI METER MMU, 9-19 METERS, NEMA 4X ENCLOSURE		
120/240V 1PH 3W	9 Dual Element Meters	6X209-CFG
	10 Dual Element Meters	6X210-CFG
	11 Dual Element Meters	6X211-CFG
	12 Dual Element Meters	6X212-CFG
	13 Dual Element Meters	6X213-CFG
	14 Dual Element Meters	6X214-CFG
	15 Dual Element Meters	6X215-CFG
	16 Dual Element Meters	6X216-CFG
	17 Dual Element Meters	6X217-CFG
18 Dual Element Meters	6X218-CFG	
19 Dual Element Meters	6X219-CFG	
120/208V 3PH 4W	9 Dual Element Meters	6X309-CFG
	10 Dual Element Meters	6X310-CFG
	11 Dual Element Meters	6X311-CFG
	12 Dual Element Meters	6X312-CFG
	13 Dual Element Meters	6X313-CFG
	14 Dual Element Meters	6X314-CFG
	15 Dual Element Meters	6X315-CFG
	16 Dual Element Meters	6X316-CFG
	17 Dual Element Meters	6X317-CFG
18 Dual Element Meters	6X318-CFG	
19 Dual Element Meters	6X319-CFG	

SERIES 2000 MMUs

VOLTAGE	DESCRIPTION	CAT. NO.
MEDIUM SERIES 2000 MMU, 2-4 METERS		
120/208V 3PH 4W	2 Three Element Meters	2M202-CFG
	3 Three Element Meters	2M203-CFG
	4 Three Element Meters	2M204-CFG
277/480V 3PH 4W	2 Three Element Meters	2M402-CFG
	3 Three Element Meters	2M403-CFG
	4 Three Element Meters	2M404-CFG
LARGE SERIES 2000 MMU, 5-8 METERS		
120/208V 3PH 4W	5 Three Element Meters	2L205-CFG
	6 Three Element Meters	2L206-CFG
	7 Three Element Meters	2L207-CFG
	8 Three Element Meters	2L208-CFG
277/480V 3PH 4W	5 Three Element Meters	2L405-CFG
	6 Three Element Meters	2L406-CFG
	7 Three Element Meters	2L407-CFG
	8 Three Element Meters	2L408-CFG
EXTRA-LARGE SERIES 2000 MMU, 9-16 METERS, NEMA 4X ENCLOSURE		
120/208V 3PH 4W	9 Three Element Meters	2X209-CFG
	10 Three Element Meters	2X210-CFG
	11 Three Element Meters	2X211-CFG
	12 Three Element Meters	2X212-CFG
	13 Three Element Meters	2X213-CFG
	14 Three Element Meters	2X214-CFG
	15 Three Element Meters	2X215-CFG
	16 Three Element Meters	2X216-CFG
277/480V 3PH 4W	9 Three Element Meters	2X409-CFG
	10 Three Element Meters	2X410-CFG
	11 Three Element Meters	2X411-CFG
	12 Three Element Meters	2X412-CFG
	13 Three Element Meters	2X413-CFG
	14 Three Element Meters	2X414-CFG
	15 Three Element Meters	2X415-CFG
	16 Three Element Meters	2X416-CFG

Series 8000 Multi-Point High Density Meters

The VerifEye™ Series 8000 Multiple Point Meters are designed to meter high density applications such as multi-tenant office and residential buildings, medium-sized retail stores, institutional facilities, and more. For easy data accessibility, the Series 8000 design is based on an open protocol network to transmit data over ModBus and BACnet™. Combining revenue-grade electrical submetering with building automation communications technology, the Series 8000 complies with all regulatory electric safety and communications requirements and meets stringent ANSI 0.5 Accuracy Class standards.

- Allows for revenue grade metering of up to 24 individual circuits in one device
- Provides multiple electric loads in one device
- Monitors up to 24 current transformers - 8 3-phase, 12 2-phase or 24 single phase loads
- Branch Circuit Monitoring
- Universal voltage
- 100-5,000 Amp current transformers
- Native communications protocol - Modbus TCP, Modbus RTU (RS-485) and BACNet IP standard
- Measures kilowatt hours, kW demand, volts, amps
- Interval and net metering
- Configurable via Ethernet or ModBus RTU network to BMS or VerifEye software solutions for tenant billing or measurement & verification (M&V)



SERIES 8000 MULTI-POINT HIGH DENSITY METERS

VOLTAGE	DESCRIPTION	CAT. NO.
RESIDENTIAL		
120/208/240V 1PH 3W	Phase Config 3x2 with Wiring Harness	S8120-032
120/208/240V 1PH 3W	Phase Config 6x2 with Wiring Harness	S8120-062
120/208/240V 1PH 3W	Phase Config 9x2 with Wiring Harness	S8120-092
120/208/240V 1PH 3W	Phase Config 12x2 with Wiring Harness	S8120-122
COMMERCIAL & INDUSTRIAL		
120/208V or 277/480V 3PH	Phase Config 8x3 with Termination Enclosure	S8UTS-083
120/208V or 277/480V 1PH 3W	Phase Config 12x2 with Termination Enclosure	S8UTS-122
120/208V or 277/480V 1PH 3W	Phase Config 24x1 with Termination Enclosure	S8UTS-241
120/208V or 277/480V 3PH	Phase Config 8x3 with Wiring Harness	S8UWH-083
120/208V or 277/480V 1PH 3W	Phase Config 12x2 with Wiring Harness	S8UWH-122
120/208V or 277/480V 1PH 3W	Phase Config 24x1 with Wiring Harness	S8UWH-241
480V Delta	Delta PTs with Enclosure	S480V-011

CHOOSING BETWEEN A WIRING HARNESS AND TERMINAL STRIPS

- Wiring harnesses offer a less labor intensive solution when all CTs are located in one panel like in a multi-family high rise project. This eliminates the need to extend CT wires out of the panel.
- Terminal strips are ideal for installers who prefer to land each wire and not use a color-coded wiring harness. For CTs located in different panels or different locations with a switchboard, terminal strips offer an easier solution with the ability to extend the current transformer wiring back to the meter location for termination. Terminal strip models also carry a slightly higher cost and should be considered with the project budget.

Series 1000 Single Phase Meters

- kWh meter with optional Demand functionality (includes Reset Key)
- 100 - 800 Amps
- Isolated Pulse output - standard feature
- Large LCD Display
- Revenue grade accuracy: 0.5% accuracy class
- Use with split core or solid core CTs



SERIES 1000 SINGLE PHASE METER KITS

Note: Kits include meter, specified enclosure and required current transformers

INDOOR ENCLOSURE

VOLTAGE	AMPS	CTS INCLUDED	CAT. NO.
120V 1PH 2W	100	1 Split CT	1K120-01W
	200	1 Split CT	1K120-02W
	400	1 Split CT	1K120-04W
	800	1 Split CT	1K120-08W
	200	1 SOLID CT	1K120-2SW
120/208V 1PH 3W or 120/240V 1PH 3W (Split Phase)	100	2 Split CTs	1K240-01W
	200	2 Split CTs	1K240-02W
	400	2 Split CTs	1K240-04W
	800	2 Split CTs	1K240-08W
	200	2 SOLID CTs	1K240-2SW
277V 1PH 2W	100	1 Split CT	1K277-01W
	200	1 Split CT	1K277-02W
	400	1 Split CT	1K277-04W
	800	1 Split CT	1K277-08W
	100	1 SOLID CT	1K277-1SW
	200	1 SOLID CT	1K277-2SW

OUTDOOR ENCLOSURE

VOLTAGE	AMPS	CTS INCLUDED	CAT. NO.
120V 1PH 2W	100	1 Split CT	1O120-01W
	200	1 Split CT	1O120-02W
	400	1 Split CT	1O120-04W
	800	1 Split CT	1O120-08W
120/208V 1PH 3W or 120/240V 1PH 3W (Split Phase)	100	2 Split CTs	1O240-01W
	200	2 Split CTs	1O240-02W
	400	2 Split CTs	1O240-04W
277V 1PH 2W	100	1 Split CT	1O277-01W
	200	1 Split CT	1O277-02W
	400	1 Split CT	1O277-04W
	800	1 Split CT	1O277-08W

Series 2000 Three Phase Meters

- kWh meter with optional Demand functionality (includes Reset Key)
- 120/208V or 277/480V 3PH 4W WYE only
- 100 - 1200 Amps
- Isolated Pulse output - standard feature
- Large LCD Display
- Revenue grade accuracy: 0.5% accuracy class
- Use with split core or solid core CTs



SERIES 2000 THREE PHASE METER KITS

Note: Kits include meter, specified enclosure and required current transformers

INDOOR ENCLOSURE

VOLTAGE	AMPS	CTS INCLUDED	CAT. NO.
120/208V 3PH 4W WYE kWh Meter	100	3 Split CTs	2K208-01W
	200	3 Split CTs	2K208-02W
	400	3 Split CTs	2K208-04W
	800	3 Split CTs	2K208-08W
	1200	3 Split CTs	2K208-12W
	100	3 SOLID CTs	2K208-1SW
	200	3 SOLID CTs	2K208-2SW
277/480V 3PH 4W WYE kWh Meter	100	3 Split CTs	2K480-01W
	200	3 Split CTs	2K480-02W
	400	3 Split CTs	2K480-04W
	800	3 Split CTs	2K480-08W
	1200	3 Split CTs	2K480-12W
	100	3 SOLID CTs	2K480-1SW
	200	3 SOLID CTs	2K480-2SW
120/208V 3PH 4W WYE Demand Meter	100	3 Split CTs	2K208-01D
	200	3 Split CTs	2K208-02D
	400	3 Split CTs	2K208-04D
	800	3 Split CTs	2K208-08D
	1200	3 Split CTs	2K208-12D
277/480V 3PH 4W WYE Demand Meter	100	3 Split CTs	2K480-01D
	200	3 Split CTs	2K480-02D
	400	3 Split CTs	2K480-04D
	800	3 Split CTs	2K480-08D
	1200	3 Split CTs	2K480-12D

OUTDOOR ENCLOSURE

VOLTAGE	AMPS	CTS INCLUDED	CAT. NO.
120/208V 3PH 4W WYE kWh Meter	100	3 Split CTs	20208-01W
	200	3 Split CTs	20208-02W
	400	3 Split CTs	20208-04W
	800	3 Split CTs	20208-08W
	1200	3 Split CTs	20208-12W
	277/480V 3PH 4W WYE kWh Meter	100	3 Split CTs
200		3 Split CTs	20480-02W
400		3 Split CTs	20480-04W
800		3 Split CTs	20480-08W
1200		3 Split CTs	20480-12W

Series 3300 Multi-Function RS485 Meters

Series 3500 Multi-Function Ethernet Meters

- Communications Protocol
 - Series 3300
 - Modbus RTU or BACnet MS/TP over RS485
 - Isolated pulse output
 - Series 3500
 - Modbus TCP/IP or BACnet IP
 - Isolated pulse output
- Universal voltage for 120-480V
- Measured Parameters
 - Total Meter:
 - kWh/kW
 - kVAh
 - kVA and kVAR
 - Power Factor
 - Line Frequency
 - Voltage L-L
 - Per Phase:
 - Voltage L-N
 - Current
 - Watts
 - VA, VAR
 - Power Factor

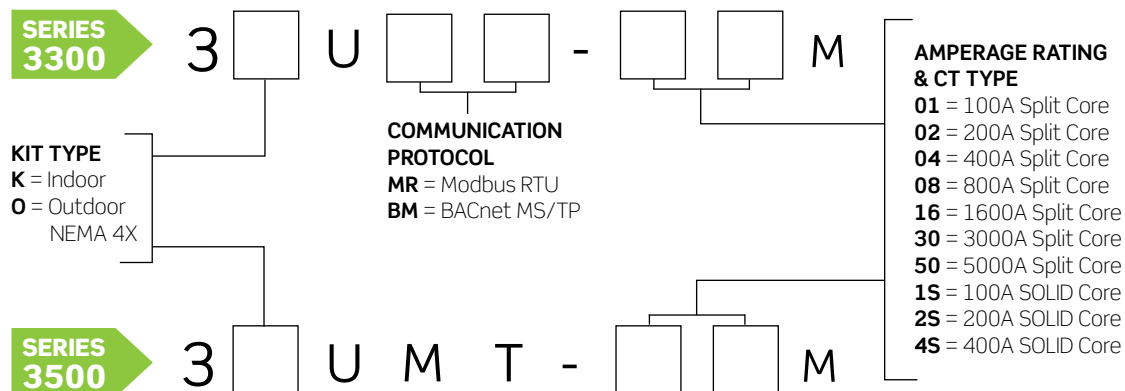


- Large LCD display with scroll feature
- Revenue grade accuracy: 0.5% accuracy class
- Installation diagnostics
- Low voltage detection
- Real time clock with battery backup for TOU reading
- Use with split core or solid core CTs
- Indoor JIC steel and outdoor (NEMA 4X) enclosure options
- UL/cUL Listed Energy Usage Monitor per CCN FTRZ



SERIES 3300 AND SERIES 3500 METER KITS

Note: Kits include meter, specified enclosure and required current transformers



Series 4000 Industrial ModBus Meter Kits

The VeriEye™ Series 4000 Industrial ModBus Meter Kits are revenue-grade (ANSI C12.20 Class 0.5%) kWh electrical meters. The Series 4000 Industrial ModBus Meter Kits are DIN rail mount, 3-phase, advanced communication meter kits with split core or flexible rope-style Rogowski CTs for compact or irregular shaped conductors. Combinations of serial communication, pulse output and phase alarms are provided to suit a wide variety of applications.

- Industrial Temperature Range -22°F to 158°F (-30°C to 70°C)
- 50/60Hz
- 90-600VAC (50/60Hz) versatility including 347V (L-N) and 600V (L-L) with fewer models to stock
- Energy monitoring for AMR/BAS/BMS/EMS systems
- DIN Rail mount for easy installation
- Options for 100, 200, 400, and 800A Split Core CTs and Rogowski CTs (20-5000A)
- ANSI 12.20 0.5% Accuracy, IEC 62053-22 Class 0.5S
- Real energy output and phase loss alarm output
- One device serves multiple locations
- User-enabled password protection to protect meter from tampering
- Bright, backlit LCD for installation in dark areas and viewing real time data
- System integration via ModBus RTU - RS-485 2-wire with shield



SERIES 4000 MODBUS METER KITS INDOOR DIN RAIL MOUNT

VOLTAGE	AMPS	CTS INCLUDED	CAT. NO.
Universal 3PH 3W/4W	100	Split Core CTs	4KUMR-01M
Universal 3PH 3W/4W	200	Split Core CTs	4KUMR-02M
Universal 3PH 3W/4W	400	Split Core CTs	4KUMR-04M
Universal 3PH 3W/4W	800	Split Core CTs	4KUMR-08M
Universal 3PH 3W/4W	20-5000	12" Rogowski Coil CTs	4KUMR-R12
Universal 3PH 3W/4W	20-5000	18" Rogowski Coil CTs	4KUMR-R18
Universal 3PH 3W/4W	20-5000	24" Rogowski Coil CTs	4KUMR-R24

OUTDOOR NEMA ENCLOSURE

VOLTAGE	AMPS	CTS INCLUDED	CAT. NO.
Universal 3PH 3W/4W	100	Split Core CTs	4OUMR-01M
Universal 3PH 3W/4W	200	Split Core CTs	4OUMR-02M
Universal 3PH 3W/4W	400	Split Core CTs	4OUMR-04M
Universal 3PH 3W/4W	800	Split Core CTs	4OUMR-08M
Universal 3PH 3W/4W	20-5000	12" Rogowski Coil CTs	4OUMR-R12
Universal 3PH 3W/4W	20-5000	18" Rogowski Coil CTs	4OUMR-R18
Universal 3PH 3W/4W	20-5000	24" Rogowski Coil CTs	4OUMR-R24

COMPONENTS

AMPS	DESCRIPTION	CAT. NO.
100	Split Core CTs	CTV01-K21
200	Split Core CTs	CTV02-K21
400	Split Core CTs	CTV04-K40
800	Split Core CTs	CTV08-K40
—	Fuse Pack, 1/2A, 600VAC, slow blow	CTV00-FK3
20-5000	12" Rogowski Coil CTs	CRV50-K62
20-5000	18" Rogowski Coil CTs	CRV50-K93
20-5000	24" Rogowski Coil CTs	CRV50-KC2

VerifEye™ EMH+ Integrated Meter And Energy Monitoring Hub

The VerifEye™ EMH+ Integrated Meter and Energy Monitoring Hub combines an onboard revenue-grade power meter, a Leviton Data Acquisition HUB and web server in a flexible all-in-one package. This simple and effective energy solution can be used to meet energy codes and mandates and is ideal for new construction and commercial buildings. Installation is simple as the device draws power from the connected voltage sense lines - no external power supply required!

- Data Collection
 - Logs and collects data on user selected intervals
 - Non-volatile memory stores data until the next scheduled upload or manual download
- Compatible with VerifEye Building Manager Online* allowing users to quickly access energy consumption information from a web-based platform
- Tracks real-time energy usage for demand response programs
- Meter data can be transferred to energy dashboards, kiosks and software applications
- Expandable via ModBus RTU and ModBus TCP
- Supports BACNet IP and other protocols on one device
- Seamlessly integrates with BMS and BAS systems
- Monitors performance of critical systems such as lighting and HVAC
- Set alarms notifications for targeted levels and view graphical and historical data



*VerifEye Building Manager Online is included at no cost with the purchase of VerifEye EMH+

LCD TOUCH SCREEN FEATURES

- Similar SmartPhone layout
- System set up from touch screen
- Set communication modules from the full color touch screen

EMH+ INTEGRATED METER & ENERGY MONITORING HUB

CAT. NO.	DESCRIPTION
A8814-1S3	EMH+ Data Acquisition Server with 3 Phase Meter, includes 100A CTs. Power Supply Included.
A8814-2S3	EMH+ Data Acquisition Server with 3 Phase Meter, includes 200A CTs. Power Supply Included.
A8814-3S3	EMH+ Data Acquisition Server with 3 Phase Meter, includes 300A CTs. Power Supply Included.
A8814-4S3	EMH+ Data Acquisition Server with 3 Phase Meter, includes 400A CTs. Power Supply Included.
A8814-6S3	EMH+ Data Acquisition Server with 3 Phase Meter, includes 600A CTs. Power Supply Included.
A8814-163	EMH+ Data Acquisition Server with 3 Phase Meter, includes 1600A CTs. Power Supply Included.

Current Transformers

The better the equipment, the better the measurement. Leviton meters utilize highly accurate current transformers for revenue-grade performance certified to ANSI standards. Competing products use current sensors that do not provide the same level of performance. Leviton Meter Kits include Split Core, Rogowski, or Solid Core Current Transformers (CTs) for high-quality, long-term accuracy and reliability. For added safety, all Leviton current transformers come with built-in voltage suppression devices that prevent hazardous voltages from developing on CT secondaries should they become disconnected from a meter with load current present.

Compact and cost-effective solid core CTs slip over power lines to measure the electrical current flowing through the line. They are compact and cost effective. For solid core CT installation, power must be de-energized and the circuit opened, in order to slip the CT over the power line.

CURRENT TRANSFORMERS

NOTE: Meters sold separately.

AMP	CAT. NO.	DESCRIPTION
SINGLES		
SOLID CORE - FOR USE WITH MINI METERS AND MMUs		
100:0.1A	CDE01-K11	Solid Core, 0.67", Black
100:0.1A	CDE01-L11	Solid Core, 0.67", Blue
100:0.1A	CDE01-R11	Solid Core, 0.67", Red
100:0.1A	CDA01-K12	Solid Core, 0.72", Black
100:0.1A	CDA01-L12	Solid Core, 0.72", Blue
100:0.1A	CDA01-R12	Solid Core, 0.72", Red
200:0.1A	CDE02-K11	Solid Core, 0.67", Black
200:0.1A	CDE02-L11	Solid Core, 0.67", Blue
200:0.1A	CDE02-R11	Solid Core, 0.67", Red
200:0.1A	CDA02-K12	Solid Core, 0.72", Black
200:0.1A	CDA02-L12	Solid Core, 0.72", Blue
200:0.1A	CDA02-R12	Solid Core, 0.72", Red
400:0.1A	CDF04-K24	Solid Core, 1.5", Black
SPLIT CORE - FOR USE WITH SERIES 1000, 2000, AND 3300/3500 METERS, & SERIES 2000 (MMUs) ONLY		
100:0.1A	CTD01-K16	Split Core, .75" x .75"
200:0.1A	CTD02-K16	Split Core, 1" x 1"
400:0.1A	CTD04-K23	Split Core, 1.5", x 1.5"
800:0.1A	CTC08-K46	Split Core, 3" x 3.5"
1200:0.1A	CTC12-K46	Split Core, 4" x 6"
1600:0.1A	CTC16-K96	Split Core, 4" x 6"
3000:0.1A	CTC30-57B	Split Core, 5" x 7"
5000:0.1A	CTC50-57B	Split Core, 5" x 7"
SPLIT CORE - FOR USE WITH EMH+ & SERIES 4000 INDUSTRIAL MODBUS METER KITS ONLY		
100:0.333V	CTV01-K21	Split Core, 1.6" x 2.1"
200:0.333V	CTV02-K21	Split Core, 2.2" x 2.8"
400:0.333V	CTV04-K40	Split Core, 6" x 5.2"
800:0.333V	CTV08-K40	Split Core, 6" x 5.2"
ROGOWSKI COIL- FOR USE WITH SERIES 4000 INDUSTRIAL MODBUS METER KITS ONLY		
20-5000A	CRV50-K62	Rogowski Coil, 12"
20-5000A	CRV50-K93	Rogowski Coil, 18"
20-5000A	CRV50-KC2	Rogowski Coil, 24"
KITS - FOR USE WITH MINI-METERS & MMUs		
100:0.1A	CDE01-211	CT Kit, 0.67", Red, Black
100:0.1A	CDE01-311	CT Kit, 0.67", Blue, Red, Black
100:0.1A	CDA01-212	CT Kit, 0.72", Red, Black
100:0.1A	CDA01-312	CT Kit, 0.72", Blue, Red, Black
200:0.1A	CDE02-211	CT Kit, 0.67", Red, Black
200:0.1A	CDE02-311	CT Kit, .067", Blue, Red, Black
200:0.1A	CDA02-212	CT Kit, 0.72", Red, Black
200:0.1A	CDA02-312	CT Kit, 0.72", Blue, Red, Black



Solid Core Current Transformers - For use with Mini Meters & MMUs Only



Split Core Current Transformers - For use with Series 1000, 2000, and 3300/3500 Meters, and Series 2000 MMUs




Split Core Current Transformers - For use with EMH+ and Series 4000 Industrial ModBus Meter Kits Only



Rogowski Coil Current Transformer - For use with Series 4000 Industrial ModBus Meter Kits Only

System Accuracy: ±1% of reading from 10% to 100% of the rated current of the CTs, accomplished by matching the CTs with electronics and calibrating them as a system.

VerifEye Communication Products



Specifications	Data Acquisition Hubs	Data Acquisition Hubs	Data Acquisition Hubs	Input/Output Module	Input/Output Module	Wireless Modbus/Pulse Transceiver
	Energy Monitoring Hub (EMH)	EMB Hub	EMB HubLite	High Density Pulse Module	Flex I/O Module	ModHopper
	A8812	A8810	A7810	A8911	A8332	R9120
Protocols	Modbus RTU Modbus TCP TCP/IP PPP HTTP/HTML FTP NTP XML SNMP-Trap BACNet IP	Modbus RTU Modbus TCP TCP/IP PPP HTTP/HTML FTP NTP XML SNMP-Trap BACNet IP	Modbus TCP TCP/IP PPP HTTP/HTML FTP NTP XML SNMP-Trap BACNet IP	Modbus RTU	Modbus RTU	Modbus RTU
Applications	<p>Push-or-pull meter data to software applications</p> <p>Use with an Ethernet (LAN) connection to push-or-pull data via HTTP, XML, FTP, or any custom protocol</p> <p>Connect to web-based (IP-based) software dashboards, energy information management systems and demand response systems</p>			<p>Use with EMH to take advantage of plug-in communication</p> <p>Use with ModHopper for wireless communication</p> <p>Push-or-pull meter data to VerifEye kiosks and software applications</p>		<p>Designed specifically for wireless sub-metering</p> <p>Collect meter data from multiple buildings over long distances</p> <p>“Self-managed” mesh network keeps system functioning with high reliability</p>

HOW TO SELECT THE APPROPRIATE DATA ACQUISITION HUB

	Modbus TCP	Modbus RTU	4 Pulse Inputs Onboard	8 Flex Inputs On Board*	Configured for Leviton Energy Manager	Requires Separately Ordered Power Supply
A8812-001 EMH	X	X	-	X	X	-
A8812-000 EMH (non-configured)	X	X	-	X	-	-
A8810-000 EMB Hub	X	X	-	-	-	X
A7810-000 EMB HubLite	X	-	X	-	-	X

* Pulse, analog, status, and resistive.

Metering Communications Systems

To create a data network between Leviton submeters and stakeholders (BAS, third party billing, Leviton Energy Manager software, etc.), Leviton offers Metering Communication Systems. These solutions transmit data from meters to end systems, creating a seamless transition between data collection and data display. Leviton Metering Communications Systems also enable facilities to create metering systems that can easily share data through open protocols such as Modbus, and IP-based data transfer through HTTP/FTP of .csv or XML files. The results are robust and reliable networks scalable to accommodate future expansion, with data made accessible from any internal or external location.



Energy Monitoring Hub

Data Acquisition Hubs

ENERGY MONITORING HUBS

Metering Communication Hubs, including the Energy Monitoring Hub (EMH), EMB and EMBLite, are intelligent, flexible data acquisition servers allowing users to collect energy data from meters and environmental sensors. Designed to connect to IP-based applications such as enterprise energy management, demand response and smart grid programs, Hub servers let you connect thousands of energy points, benchmark energy usage and reduce energy costs.

- Collects and logs data from connected wired or wireless devices based on user-set intervals
- Pushes or pulls data via HTTP, XML, FTP or any custom protocol using an Ethernet (LAN) connection
- No software required: Information can be accessed through any web browser in any location
- Plug and play connectivity
- Compatible with nearly any front-end software platform allowing customers to use a variety of reporting tools
- Push or pull meter data to energy dashboards, kiosks and software applications
- Monitor performance of critical systems (lighting, HVAC, PDUs, inverters, etc.)
- VerifEye Building Manager Online is included at no cost with purchase of any VerifEye Data Acquisition Hub



EMB Hub



EMB HubLite

DATA ACQUISITION HUBS

CAT. NO.	DESCRIPTION
A8812-001	Energy Monitoring Hub - Configured for Leviton Energy Manager
A8812-000	Energy Monitoring Hub - Non-Configured
A8810-000	EMB Hub
A7810-000	EMB HubLite
YBM05-010	Power Supply for EMB Hub and EMB HubLite
YMB07-001	Replacement power supply

Refer to page 15 for the EMH+ Integrated Meter and Energy Monitoring Hub

Input/Output Modules

HIGH DENSITY PULSE MODULE

The High Density Pulse Module provides a convenient way to expand a Leviton Metering System by connecting the HD Pulse Module to an Energy Monitoring Hub (EMH) and/or ModHopper for system expansion. The HD Pulse Module accepts up to 23 standard pulse sensors and can function as a slave device with any Modbus master. This data can easily be integrated to a network of other critical energy sensors to provide a comprehensive energy monitoring solution. The HD Pulse Module is ideal for applications with a high density of pulse output devices, giving users access to meters that would previously require multiple modules.

- External communications handled via shielded twisted pair 18-22 gauge wire allowing communication up to 4000 feet and pulse input communications up to 200 feet (consult factory for longer runs) using 18-24 gauge control wire
- DIN or wall mounting make installations quick and easy
- Device verification - LED indicators for each pulse input allow for fast indication and verification of pulses to reduce installation and troubleshooting time
- Non-volatile memory retains configuration and pulse count totals during power failures for reliable data collection and retention
- Easily add pulse meters to Modbus network for a scalable, open protocol solution
- Field upgradable firmware for user-friendly future upgrades and expansion



High Density Pulse Module

FLEX I/O MODULE

The Flex I/O Module is a cost-effective way to collect data from meters or sensors and bring the information into a Modbus network or energy monitoring system. As a stand-alone or bundled package, the Leviton Flex I/O can be incorporated with data acquisition and metering devices to provide a cost-effective energy monitoring solution. The Flex I/O is compatible with virtually any Modbus master, allowing customers the flexibility to use it in existing Modbus networks. Use with the Leviton Energy Monitoring Hub (EMH).

- Easily add meters and sensor to Modbus network
- 8x user selectable inputs
- 2x output relays
- 2x pulse replicator
- Non-volatile memory
- Industrial temperature range (-30°C to 70°C)
- LEDs for visual verification/status reduce installation and troubleshooting time
- Din or wall mount for easy installation
- Field upgradable firmware for user-friendly future upgrades and expansion



Flex I/O Module

INPUT/OUTPUT MODULES

CAT. NO.	DESCRIPTION
A8911-000	High Density Pulse Module, 23 Inputs
A8332-000	Flex I/O Module, 8 User Selectable Inputs, 2 Relay Outputs

Wireless Modbus/Pulse Transceiver

MODHOPPER

The ModHopper is a breakthrough mesh technology design that makes connecting Modbus RTU (RS485) and pulse devices simple and cost effective. Our “smart” ModHopper transceivers eliminate the need for costly wiring runs allowing users to capture meter data in the most challenging retrofit and campus environments. Collect meter points in existing buildings with minimum down-time or disruption of day-to-day operations.

- Designed specifically for wireless metering and Leviton Metering Solutions for guaranteed compatibility
- No software or programming required and devices automatically configure when powered, reducing labor costs and installation time
- Wireless “mesh” network—self-healing, self-optimizing for ease of installation and maintenance
- Connect up to 32 Modbus and 2 pulse devices per ModHopper for the ultimate expandable solution
- Long distance communication (3000ft indoor/14 miles LOS Outdoors) for flexibility of placement and easier future expansion
- Multiple independent network capability
- Reliable, constant two-way communication and packet verification
- Point to multi-point communication
- Field upgradable firmware for user-friendly future upgrades and expansion



ModHopper

WIRELESS MODBUS/PULSE TRANSCEIVER

CAT. NO.	DESCRIPTION
R9120-500	ModHopper and Power Supply

VerifEye Software Products



BillSuite



Building Manager Online



Energy Manager

Specifications	Tenant Billing Software	Measurement & Verification (M&V) Software	
	BillSuite	Building Manager Online (BMO)	Energy Manager
	LBSSW	BMOSW	LEMS8
Primary Functions	Automates the tenant billing process by eliminating manual meter readings	Allows users to quickly access energy consumption information via a web-based platform Plot charts and view data quickly without any custom software installed on a PC - simply log on to the BMO website	Analyzes, formats and reports data gathered from VerifEye Submetering Solutions Users log in to Energy Manager website and access data and reports in real-time
Key Features	Monitor energy consumption of each tenant or whole building on a 24/7 basis Meters can be in a basement, wire closet or individual unit Generate bills from any PC - requires Windows 7 or better Monthly and periodic billing reports for any or all VerifEye submeters Energy profile to identify peak demand and energy waste	Delivers simple graphical interface for plotting energy information and identifying anomalies and peak demand in near real time Uploads 15 minute interval data and displays raw data in a line graph	Illustrates information in real time Includes an automatic reporting system and an instant alarm notification system Produces customized reports to suit precise requirements Collects information from 1 to 60 minute intervals for in-depth tracking Reporting based on 15 minute intervals
Key Benefits	Generate monthly electricity bills for each tenant, which reflect actual energy usage Improve cash flow and increase net operating income Eliminate uncertainty of variable utility costs Delegate energy usage accountability to tenants Improve tenant satisfaction, retention and property values Identify and fix energy waste, reducing overall costs	Select date ranges to display information in intervals from one year to as little as an hour Add or change configuration of attached sensors Add or change the data recording interval, alarm thresholds, even the device name	Identify cost saving measures that can lead to greater profitability Discover energy inefficiencies that may be difficult to see Establish baselines, budgets and allocation of energy use and cost within an enterprise to track and analyze goals and performance Develop responsible environmental goals and conservation measures while measuring and managing facility's carbon footprint Provide outstanding communication and support, enabling facilities to have the most advanced and intuitive energy management reporting in the industry

VerifEye Software

SAVE ENERGY, REDUCE COSTS, BE SUSTAINABLE

With a competitive global economy, soaring energy prices, increasing environmental issues and technology-based decision making, your profitability depends on the ability to analyze and control operating costs. Better energy management saves money and translates to an improved bottom line.

VERIFEYE SOFTWARE INCLUDES:

- **Tenant Billing**
 - **BillSuite** - provides individual tenant billing capabilities to ensure accurate and complete recovery of tenant energy costs
- **Measurement & Verification (M&V)**
 - **Building Manager Online (BMO)** - web-based interval data collection software platform
 - **Energy Manager** - energy monitoring platform which interprets submeter data and exports real-time reports in selected time increments, stretching from hour-by-hour to year-by-year

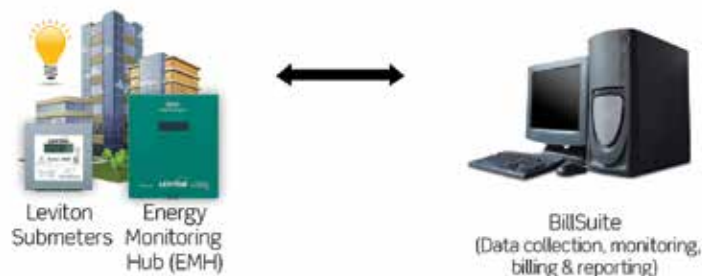
Tenant Billing Software

MEASURE. MONITOR. MANAGE. BILL.

Generate billing based on actual tenant consumption. BillSuite is a PC based software program that provides individual tenant billing capabilities to ensure accurate and complete recovery of tenant energy costs. This software solution automates the tenant billing process by eliminating manual meter readings for simplified, more accurate measurement and verification. BillSuite collects energy consumption data from all meters on a periodic basis and generates energy bills, billing reports, energy profiles as well as graphs. Other submeters such as gas, water, BTU, etc. can be added to the tenant bill.

How VerifEye BillSuite Tenant Billing Software Works

SIMPLE, EFFECTIVE, TURN KEY SOLUTION TO MONITOR & BILL ENERGY USAGE



- **Meters** record *real-time* kWh and kW consumption data
- **Energy Monitoring Hub (EMH)** receives meter data and pushes it to BillSuite
- **BillSuite** collects data, generates individual tenant bills using customizable utility rates, and provides graphing and trending capabilities
- **User** logs into BillSuite and accesses billings and reports

VERIFEYE BILLSUITE FEATURES

- Monitor energy consumption of each tenant or whole building on a 24x7 basis
- Meters can be in a basement, wire closet or individual unit
- Billing of each tenant from the convenience of your PC
- Monthly and periodic billing reports for any or all meters
- Energy profile to identify peak demand and energy waste

BILLSUITE SOFTWARE

CAT. NO.	DESCRIPTION
LBSSW-01L	BillSuite Software 1 - 50 Meters
LBSSW-02L	BillSuite Software 51 - 100 Meters
LBSSW-03L	BillSuite Software 101 - 200 Meters
LBSSW-04L	BillSuite Software 201 - 300 Meters
LBSSW-05L	BillSuite Software 301 - 400 Meters
LBSSW-06L	BillSuite Software 401 - 550 Meters
LBSSW-07L	BillSuite Software 551 - 750 Meters
LBSSW-08L	BillSuite Software 751 - 1000 Meters



15-Minute Interval Data



Tenant Energy Bill

Measurement & Verification (M&V) Software

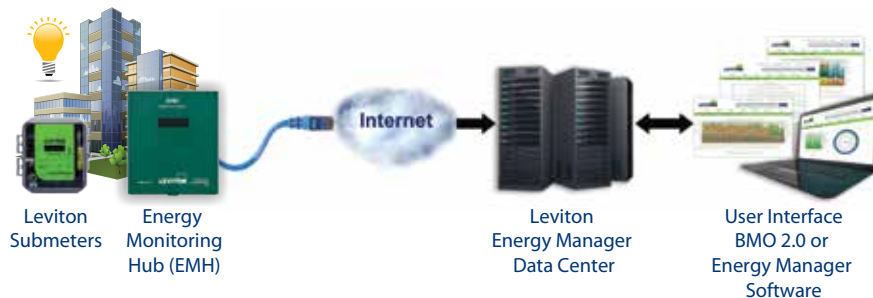
MEASURE. MONITOR. MANAGE. IF YOU DON'T MEASURE IT, YOU CAN'T MANAGE IT!

Energy monitoring and reporting is the key to measuring and managing energy efficiency and cost.

Decision makers everywhere are turning to VerifEye Solutions to get the information they need to make smart energy choices. An advanced web based platform that provides real time data for your entire enterprise, Leviton Building Manager Online (BMO) 2.0 and Energy Manager deliver the most sophisticated tools to drive energy efficiencies, reduce operating costs and create more sustainable, environmentally sound facilities.

How VerifEye Measurement & Verification (M&V) Software Works

SIMPLE, EFFECTIVE, TURN KEY SOLUTION TO MONITOR ENERGY IN REAL TIME



- **Meters** record **real time** consumption data
- **Energy Monitoring Hub (EMH)** receives meter data and pushes it to Energy Manager data center
- **Data Center** stores, manages and reports data in **real time**
- **Energy Manager** software analyzes, formats and reports the data
- **User** logs into Energy Manager website and accesses data and reports

VerifEye Building Manager Online (BMO)



- Leviton hosted software application - no software installation required
- Set alarms and view graphical and historical data in intervals from one year to as little as an hour
- Provides a daily view summary of load profiles to help identify high and low consumption days and visual daily trending patterns
- Shows the effects of energy conservation measures by tracking load profiles over a given time period
- Quickly view any building or end-user for a summary of operating parameters
- Export data to spreadsheets for analysis (.csv files)
- Plot charts to show trends and provide analytical charts with demand profiling
- Select date ranges to display information
- Copy and paste graphs into your own reports with BMO's convenient legends
- VerifEye BMO is included at no cost with purchase of any VerifEye Data Acquisition Hub

Energy Manager Software

- Simplified, easy to use with intuitive drilldown functionality
- Identify cost saving measures that can lead to greater profitability
- Discover energy inefficiencies that may be difficult to see
- Establish baselines, budgets and allocation of energy use & costs within an enterprise
- Measure and monitor the enterprise's carbon footprint
- Enhance LEED certification ratings with credits for measuring, monitoring and verification
- Adopt best-business practices for efficient energy use
- Track and trend consumption and site performance versus goals
- Highlight maintenance issues - identify sites and equipment that need immediate attention
- Trend, compare and validate utility bills
- Provide outstanding communication and support enabling your operations and management personnel to have the most advanced, intuitive energy management reporting at their fingertips in just 3 clicks!
 - Real-time Report
 - Weekly Report
 - Monthly Report
 - Annual Report
 - Carbon Emissions Report
 - Daily Report
 - Weekly Profile Report
 - Monthly Profile Report
 - Comparison Report
 - Energy Center Report



Annual Report



Multiple Meter Analysis Report



Energy Center Report



Carbon Emissions Report

ENERGY MANAGER SOFTWARE

CAT. NO.	DESCRIPTION
YEAR ONE	
LEMSB-000	Energy Manager Software - Base License Program - includes (8) control points and (1) user account
LEMS8-812	Energy Manager Software - Base License Program - includes EMH (Modbus/RS-485, Ethernet, No Modem), (8) Flex Inputs, (8) control points and (1) user account
LEMSS-000	Energy Manager Software - Specifier Version - includes (8) control points and (1) user account
LEMS9-812	Energy Manager Software - Specifier Version - includes EMH (Modbus/RS-485, Ethernet, No Modem), (8) Flex Inputs, (8) control points and (1) user account
LEMSU-000	Energy Manager Software - Additional User Account
LEMSP-000	Energy Manager Software - Additional Points License - includes (8) control points
ANNUAL RENEWAL	
LEMSB-R00	Energy Manager Software - Base License Program Renewal - includes (8) control points and (1) user account
LEMSS-R00	Energy Manager Software - Specifier Version Renewal - includes (8) control points and (1) user account
LEMSU-R00	Energy Manager Software - Additional User Account Renewal
LEMSP-R00	Energy Manager Software - Additional Points License Renewal - includes (8) control points



Leviton Manufacturing Co., Inc. Global Headquarters

201 N. Service Rd. Melville, NY 11747-3138 **tech line** 1-800-824-3005 **fax** 1-800-832-9538

Leviton Manufacturing Co., Inc. Lighting & Energy Solutions

20497 SW Teton Avenue, Tualatin, OR 97062 **tel** 1-800-736-6682 **fax** 503-404-5594
tech line (6:00AM-4:00PM P.S.T. Monday-Friday): 1-800-959-6004

Leviton Manufacturing of Canada, Ltd.

165 Hymus Boulevard, Pointe Claire, Quebec H9R 1E9 **tel** 1-800-469-7890 **fax** 1-800-563-1853

Leviton S. de R.L. de C.V.

Lago Tana 43, Mexico DF, Mexico CP 11290 **tel** (+52) 55-5082-1040 www.leviton.com.mx

Visit our Website at www.leviton.com/les

© 2014 Leviton Manufacturing Co., Inc. All rights reserved. Subject to change without notice.



facebook.com/leviton



twitter.com/leviton



youtube.com/levitonmfg

Visit our Website at: www.leviton.com/les

G-8505F/H14-ak
REV AUG 2014

©2014 Leviton Manufacturing Co., Inc. All rights reserved. Subject to change without notice.

¹USGBC[®] and related logo is a trademark owned by the U.S. Green Building Council and is used by permission

The American Recovery And Reinvestment Act of 2009 ("ARRA") provides federal grants and loans for projects throughout the country. Section 1605 of the Act, named the "Buy American" provision, requires that certain materials and manufactured products used in projects funded by the Act be manufactured in the United States. The appearance of the Recovery Act Logo in relation to a Leviton product is only intended to reflect that such product may be used in an ARRA funded project. It does not mean that such product or Leviton is sponsored or endorsed by, or that Leviton receives funds from, the federal government or the Recovery Accountability and Transparency Board. Nothing in Leviton's use of the logo is intended to suggest anything regarding the requirements for funding under ARRA.