

Anaerobic-Cure Connectors

CORNING

Features and Benefits

Quick-cure epoxy

No lamps or ovens needed

Minimal tools and no index-matching gel

Low installation cost

Hand polished for minimum insertion loss

Reliability and optical performance

Standards

Intermateability

Compliant with TIA/EIA 604-2 (ST® Compatible Connectors), 604-3 (SC), 604-4 (FC) and 604-10 (LC)

Corning anaerobic-cure connectors offer optical performance in a fast, easy field-termination solution designed for fiber-to-the-workstation applications for single-mode and multimode connections. This connector combines the quick-cure convenience of anaerobic adhesive with the performance of epoxy-and-polish connectors. Ideal for enterprise networks and any installations requiring field-installed connectors, the anaerobic-cure technology enables fiber optic networks to be installed cost effectively with minimal tools. Installation of the connector can be accomplished in minutes with the anaerobic adhesive two-part epoxy process. The adhesive is first injected into the connector ferrule, then the fiber is dipped into the primer and inserted into the connector. Curing takes only one minute without the use of lamps or ovens. With the hand-polish process, an average insertion loss of 0.2 dB is achieved.



Anaerobic-Cure Multimode Connectors
| Photo CRR1243




TKT-ANAEROBIC2 Installation Tool Kit
| Photo LAN3164

CORNING

Anaerobic-Cure Connectors

CORNING



Specifications

Boot Color	
	Boot Color
50 μ m	Black
Laser-optimized multimode fiber	Aqua
62.5 μ m	Beige
Single-mode	Blue

All SC, FC and ST Compatible connectors come with 3 mm, 2 mm and 900 μ m boots. LC connectors come with 3 mm, 900 μ m and combination 2 mm/1.6 mm boots.

Optical Characteristics				
	Insertion Loss		Reflectance	Temperature Cycling
	typical	max.		change, -40° Celsius to +75° Celsius, 21 cycles
Multimode Connectors	0.2 dB	0.75 dB	\leq -26 dB	\leq 0.3 dB
Single-Mode Connectors	0.2 dB	0.75 dB	\leq -40 dB	\leq 0.3 dB

Anaerobic-Cure Connectors

CORNING

Multimode Connectors

Ordering Information

Multimode		
Part Number	Description	Units per Delivery
95-051-52-SP	ST Compatible Connector, 50 μ m multimode, ceramic ferrule, metal hardware; single pack	1/1
95-051-52-SP-X	ST Compatible Connector, 50 μ m multimode (OM3/OM4/OM4 extended 10G distance), ceramic ferrule, metal hardware; single pack	1/1
95-101-52-SP	ST Compatible Connector, 62.5 μ m multimode, ceramic ferrule, metal hardware; single pack	1/1
95-051-41-SP	SC Connector, 50 μ m multimode, ceramic ferrule; single pack	1/1
95-051-41-SP-X	SC Connector, 50 μ m multimode (OM3/OM4/OM4 extended 10G distance), ceramic ferrule; single pack	1/1
95-101-41-SP	SC Connector, 62.5 μ m multimode, ceramic ferrule; single pack	1/1
95-051-61-SP	FC Connector, 50 μ m multimode, ceramic ferrule; single pack	1/1
95-051-61-SP-X	FC Connector, 50 μ m multimode (OM3/OM4/OM4 extended 10G distance), ceramic ferrule; single pack	1/1
95-101-61-SP	FC Connector, 62.5 μ m multimode, ceramic ferrule; single pack	1/1
95-051-98-SP	LC Connector, 50 μ m multimode, ceramic ferrule; single pack	1/1
95-051-98-SP-X	LC Connector, 50 μ m multimode (OM3/OM4/OM4 extended 10G distance), ceramic ferrule; single pack	1/1
95-101-98-SP	LC Connector, 62.5 μ m multimode, ceramic ferrule; single pack	1/1

Single-mode Connectors

Ordering Information

Single-Mode		
Part Number	Description	Units per Delivery
95-201-52-SP	ST Compatible Connector, single-mode (OS2), ceramic ferrule, metal hardware; single pack	1/1
95-201-41-SP	SC Connector, single-mode (OS2), ceramic ferrule, composite hardware; single pack	1/1

CORNING





Anaerobic-Cure Connectors

CORNING

Ordering Information

Single-Mode		
Part Number	Description	Units per Delivery
95-201-61-SP	FC Connector, single-mode (OS2), ceramic ferrule, composite hardware; single pack	1/1
95-201-98-SP	LC Connector, single-mode (OS2), ceramic ferrule, composite hardware; single pack	1/1


Accessories

Part Number	Product Description	Units per Delivery	
TKT-ANAEROBIC2	Installation Kit for Anaerobic and Anaerobic Glass-Insert Connectors (GIC)	1/1	
TKT-ANAEROBIC2-C	Installation Kit for Anaerobic and Anaerobic Glass-insert Connectors (GIC), includes consumables for up to 500 connectors	1/1	
3201031-01	Crimp Tool, FC/SC/ST® Compatible, 1.6 mm / 2.0 mm / 3.0 mm	1/1	
3201032-01	Crimp Tool, LC, 3.0 mm	1/1	
2104459-01	Polishing Fixture LC	1/1	
2104020-01	Universal Polishing Puck	1/1	
1101045-01	Anaerobic Adhesive, Primer and Syringe Tips for 500 connectors	1/1	
CLEANER-UNIV-CASS	Universal Connector Cleaning Cassette, offers more than 500 cleanings	1/1	

Anaerobic-Cure Connectors

CORNING

Accessories

Part Number	Product Description	Units per Delivery	
TRIGGER-BP-D	Connector Trigger, LC, bulk pack, duplex, white	50/1	
95-400-03-BP	Connector Trigger, SC, bulk pack, duplex	50/1	



Corning Optical Communications LLC • PO Box 489 • Hickory, NC 28603-0489 USA

800-743-2675 • FAX: 828-325-5060 • International: +1-828-901-5000 • www.corning.com/opcomm

A complete listing of the trademarks of Corning Optical Communications is available at www.corning.com/opcomm/trademarks. Corning Optical Communications is ISO 9001 certified. © 2014 Corning Optical Communications. All rights reserved.

CORNING