

Customer Premise Cross-Connect Wire Spec. 5006

Product Construction

Conductors:

- 22 and 24 AWG solid bare annealed copper

Insulation:

- Flame-retardant semi-rigid PVC

Pairing:

- Two twists per foot minimum
- For ease of identification, a variety of different color options are available

Packaging


- 1000' spool (SP)
- Other lengths and put-ups are also available

Applications

- Suitable for voice and data transmission up to 4 Mbps
- For cross-connecting between terminals of a distribution frame or other premise equipment

Compliances

- UL and c(UL) Type CM
- Category 2 compatible



PRODUCT NUMBER	PAIRS	AWG	COLOR CODE				PKG./ CARTON	O.D. (INCHES)	WEIGHT (LBS/ KFT)
			PAIR 1	PAIR 2	PAIR 3	PAIR 4			
2114200	1	24	R/G-G/R				8	0.06	3
2114363	1	22	W/O-O/W				4	0.08	5
2114364	1	22	W/G-G/W				4	0.08	5
2114369	1	24	R/BL-BL/R				8	0.06	3
2114385	1	24	R/Y-Y/R				8	0.06	3
7041973	1	22	BL/W-W/BL				4	0.08	5
7042047	1	22	R/W-W/R				4	0.08	5
7023708	1	24	BL/W-W/BL				8	0.06	3
7041916	1	24	BL/Y-Y/BL				8	0.06	3
7023773	1	24	O/W-W/O				8	0.06	3
7023781	1	24	G/W-W/G				8	0.06	3
7036759	1	24	BK/W-W/BK				8	0.06	3
7023864	1	24	R/W-W/R				8	0.06	3
2114212	2	22	BL/W-W/BL	O/W-W/O			4	0.12	10
7023716	2	24	BL/W-W/BL	O/W-W/O			3	0.09	6
7023724	3	24	BL/W-W/BL	O/W-W/O	G/W-W/G		4	0.10	9
2114211	4	24	BL/W-W/BL	O/W-W/O	G/W-W/G	BR/W-W/BR	4	0.12	12

Data subject to change without notice.

Electrical Characteristics

	22 AWG 1 PR.	24 AWG 1-4 PR.
DC Resistance (max) Ohms/1000ft @ 20°C	18.0	28.6
Characteristic Impedance Ohms @ 1 MHz (nom)	100	100

Customer Premise Cross-Connect Wire Type "F" • Spec. 5008

Product Construction

Conductors:

- 24 AWG solid bare annealed copper

Insulation:

- Flame-retardant semi-rigid PVC

Pairing:

- Four twists per foot minimum

Packaging


- Supplied on non-returnable spools as shown in table (SP)

Applications

- Suitable for voice and data transmission up to 16 Mbps
- For cross-connecting between terminals of a distribution frame or other premise equipment

Compliances

- UL and c(UL) Type CM
- Bellcore Specification TA-TSY-000130
- Category 3 compatible



PRODUCT NUMBER	PAIRS	COLOR CODE			PKG.	PKG./ CARTON	O.D. (INCHES)	WEIGHT (LBS/KFT)
		PAIR 1	PAIR 2	PAIR 3				
2113055	1	O/W-W/O			1000' SP	8	0.07	3
2134023	1	G/W-W/G			1000' SP	8	0.07	3
2114327	1	BL/R-R/BL			1000' SP	8	0.07	3
2114375	1	R/W-W/R			1000' SP	8	0.07	3
2114374	1	BK/W-W/BK			1000' SP	8	0.07	3
7042500	1	BL/Y-Y/BL			1000' SP	8	0.07	3
7051543	1	BL/Y-BL			600' SP	8	0.07	3
2113054	1	BL/W-W/BL			1000' SP	8	0.07	3
7042518	2	BL/R-R/BL	O/R-R/O		1150' SP	4	0.09	6
2114307	2	BL/W-W/BL	O/W-W/O		1000' SP	4	0.09	6
7042526	3	BL/W-W/BL	O/W-W/O	G/W-W/G	600' SP	4	0.12	10

Data subject to change without notice.


Electrical Characteristics

	24 AWG
DC Resistance (max) Ohms/1000ft @ 20°C	28.6
Coaxial Capacitance (max) microfarads/kft @ 23°C	0.15
Insulation Resistance (min) Megohm - kft @ 23°C	300



Network Outdoor Cross-Connect Wire

Type "G" • Spec. 5010



PRODUCT NUMBER	COLOR CODE	PKG./ CARTON	WEIGHT (LBS/KFT)
	PAIR 1		
7042427	W/V	8	5
2114357	R/W	8	5

Data subject to change without notice.

Electrical Characteristics

	22 AWG
DC Resistance (max) Ohms/1000ft @ 20°C	17.8
Coaxial Capacitance (max) microfarads/kft @ 23°C	0.09
Insulation Resistance (min) Megohm - kft @ 23°C	5000

Product Construction

Conductors:

- 1 pair of 22 AWG solid bare annealed copper

Insulation:

- Dual-insulated polypropylene with a flame-retardant semi-rigid PVC skin

Pairing:

- Five twists per foot minimum

Packaging

- 400' spool (SP)
- 8 per carton

Applications

- Suitable for voice and data transmission up to 16 Mbps
- For cross-connecting between feeder and distribution circuits within the confines of outdoor distribution cabinets

Compliances

- Bellcore Specification TA-NWT-000126
- Category 3 compatible



Universal Cross-Connect Wire

Type "N" • Spec. 5013

Product Construction

Conductors:

- 22 AWG solid bare annealed copper

Insulation:

- Flame-retardant semi-rigid PVC

Pairing:

- Four twists per foot minimum

Packaging


- Supplied on non-returnable spools as shown in table (SP)

Applications

- Suitable for voice and data transmission up to 16 Mbps
- UL Listed cross-connect wire for indoor use in distributing frames and cross-connect arrays; suitable for use outdoors in cross-connect cabinets and terminal boxes. Has excellent low-temperature characteristics for installation in cold climates

Compliances

- UL and c(UL) Type CM
- Bellcore Specification TA-NWT-000126
- Category 3 compatible



PRODUCT NUMBER	PAIRS	COLOR CODE			PKG.	PKG./ CARTON	WEIGHT (LBS/KFT)
		PAIR 1	PAIR 2	PAIR 3			
2113057	1	W/V-V			400' SP	8	4.9
2113058	1	W/V-V			1000' SP	4	4.9
2113059	1	W/R-R			1000' SP	4	4.9
2113060	2	R/BL-BL	R/O-O		1000' SP	3	9.9
2113061	3	W/BL-BL	W/O-O	W/G-G	500' SP	3	14.7

Data subject to change without notice.

Electrical Characteristics

	22 AWG
DC Resistance (max) Ohms/1000ft @ 20°C	18.0
Coaxial Capacitance (max) microfarads/kft @ 23°C	0.15
Insulation Resistance (min) Megohm - kft @ 23°C	500
Near-End Cross Talk (min) dB @ 772 kHz	44