

ERITECH[®]

Electric Utility Application and Reference Guide



ERICO[®]



Power Generation **3**



**Substation Earthing/Grounding
Lightning Protection** **4 – 5**



**Power Transmission
and Distribution** **6 – 7**

**Accessories for Electrical
Utility Applications** **8 – 9**

Design Assistance **10**

Earth/Ground Test Equipment **10**

Applicable Standards **11**

Facility Electrical Protection

ERICO offers a full range of ERITECH® Facility Electrical Protection products designed to protect power utility facilities worldwide. ERICO's product offerings include ERITECH® grounding and bonding accessories, surge and lightning protection products and CADWELD® welded electrical connections.

Earthing/Grounding and Bonding

ERITECH offers an extensive line of grounding and bonding products, which includes ground rods, theft deterrent conductors, mechanical clamps, compression and threaded couplers, chemical ground rods, GEM (Ground Enhancement Material), inspection wells, grounding plates, prefabricated ground mesh and ground test instruments.

CADWELD® Welded Electrical Connections

CADWELD welded electrical connections are used to connect the grounding and bonding conductors to the ground electrode system, including ground rod electrodes, building steel and rebar. CADWELD connections provide a permanent, low-resistance connection needed to create a long-lasting, reliable bonding network with long service life.

CADWELD connections will not deteriorate or loosen with time and are made with affordable, lightweight and portable equipment.

Surge Protection

Surge protection products are designed to help protect against damaging electrical surges on power and communications lines caused by lightning and other switching events. With the increasing focus on system reliability and the Smart Grid initiatives underway in many countries, surge protection is more critical than ever based on the amount of electronics control and monitoring systems on the power grid today.

Lightning Protection Systems

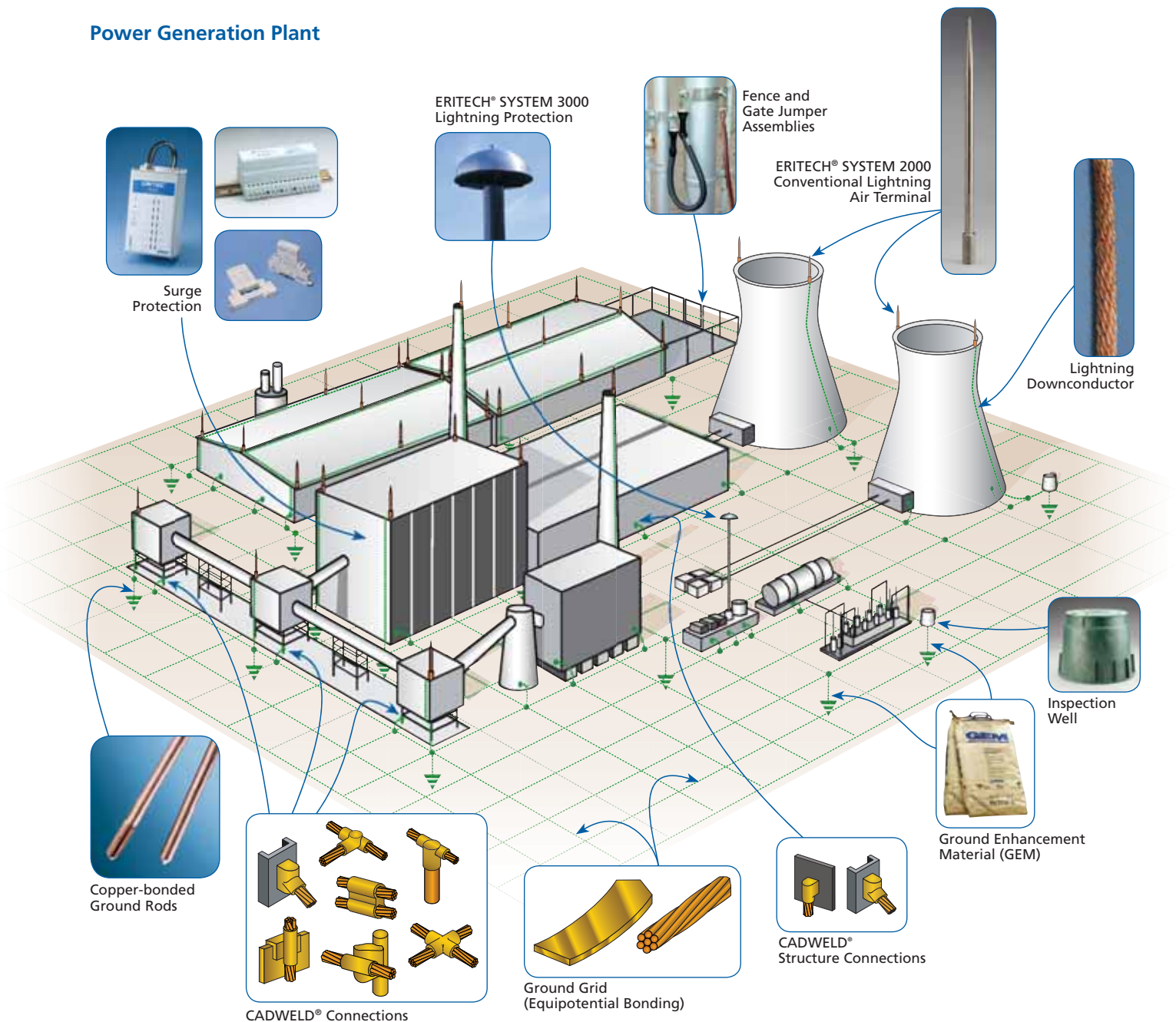
Direct and indirect lightning strikes can pose many risks to businesses, including damaging buildings and critical equipment. ERITECH lightning protection products offer a variety of solutions to help protect valuable equipment and personnel and to help prevent service disruption and downtime.



Power Generation Facilities

Traditional power generation facilities have either been coal-fired, gas-fired, nuclear, diesel or hydro-powered. Modern alternative power generation facilities can include geothermal, bio-gas, wind or solar. ERITECH® brand of lightning protection systems have been used to provide lightning protection to the whole host of facilities in a unique manner. ERITECH grounding and bonding solutions can provide a complete system for the grounding and bonding of any of these facilities.

Power Generation Plant



Substation Earthing/Grounding and Lightning Protection

Substation Earthing/Grounding and Lightning Protection

The conceptual design of a ground grid at a substation is summarized by the points below and depicted on pages 4 and 5.

- a) A continuous loop conductor should surround the perimeter to enclose as much area as practical. Under Standard IEEE® 80, this loop conductor is placed 3 ft (or 1 meter) outside the fence line. This measure helps to avoid high current concentration and high gradients both in the grid area and near the projecting cable ends. Enclosing more area also reduces the resistance of the grounding grid.
- b) Within the substation, conductors are typically laid in a parallel grid and, where practical, along the structures or rows of equipment to provide for short ground connections.
- c) A typical grid system for a substation may include bare copper conductors buried 18" (0.5 m) below grade, spaced 9 ft to 21 ft (3 m to 7 m) apart, in a grid pattern. At cross-connections, the conductors would be securely bonded together. Ground rods may be at the grid corners and at junction points along the perimeter.
- d) This grid system would be extended over the entire substation switchyard and beyond the fence line.


Earth/Ground Rods

ERICO offers a range of ground rods to suit the needs and preferences of the utilities. The most common of these are copper-bonded steel rods, due to their versatility in varied soil conditions and compatibility with various common metals used underground. The copper-bonded ground rod has an electrolytic coating of copper deposited over a layer of nickel. This process helps ensure a long-lasting molecular bond between the copper layer and the steel core. ERICO recommends ERITECH® brand of copper-bonded ground rods because the copper coating will not slip or tear when driven, nor will it crack if the rod is bent. The tough, carbon steel core has good characteristics for deep driving. Copper-bonded ground rods have a high resistance to corrosion and provide a low-resistance path to ground.

It is important to note that certain soils and landfill areas may not be compatible with copper. In these situations, stainless steel is a better choice. The ERITECH brand of copper-bonded ground rods comply with UL® 467, BS:7430 & EN50164, Standards.



Surge Protection



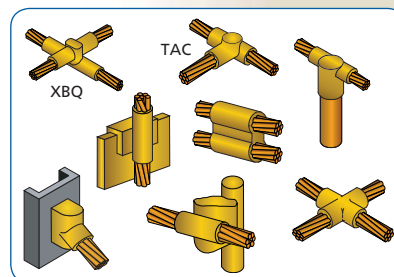
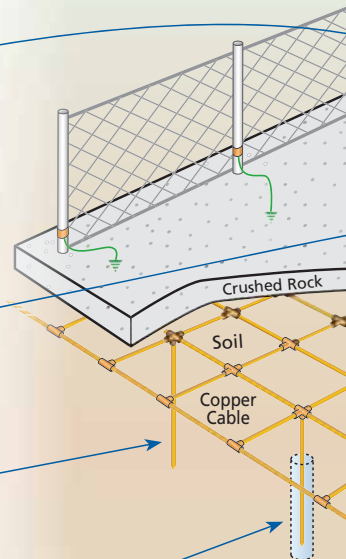
Prefabricated Wire Mesh



Copper-bonded Rods



Ground Enhancement Material (GEM)



CADWELD® Connections

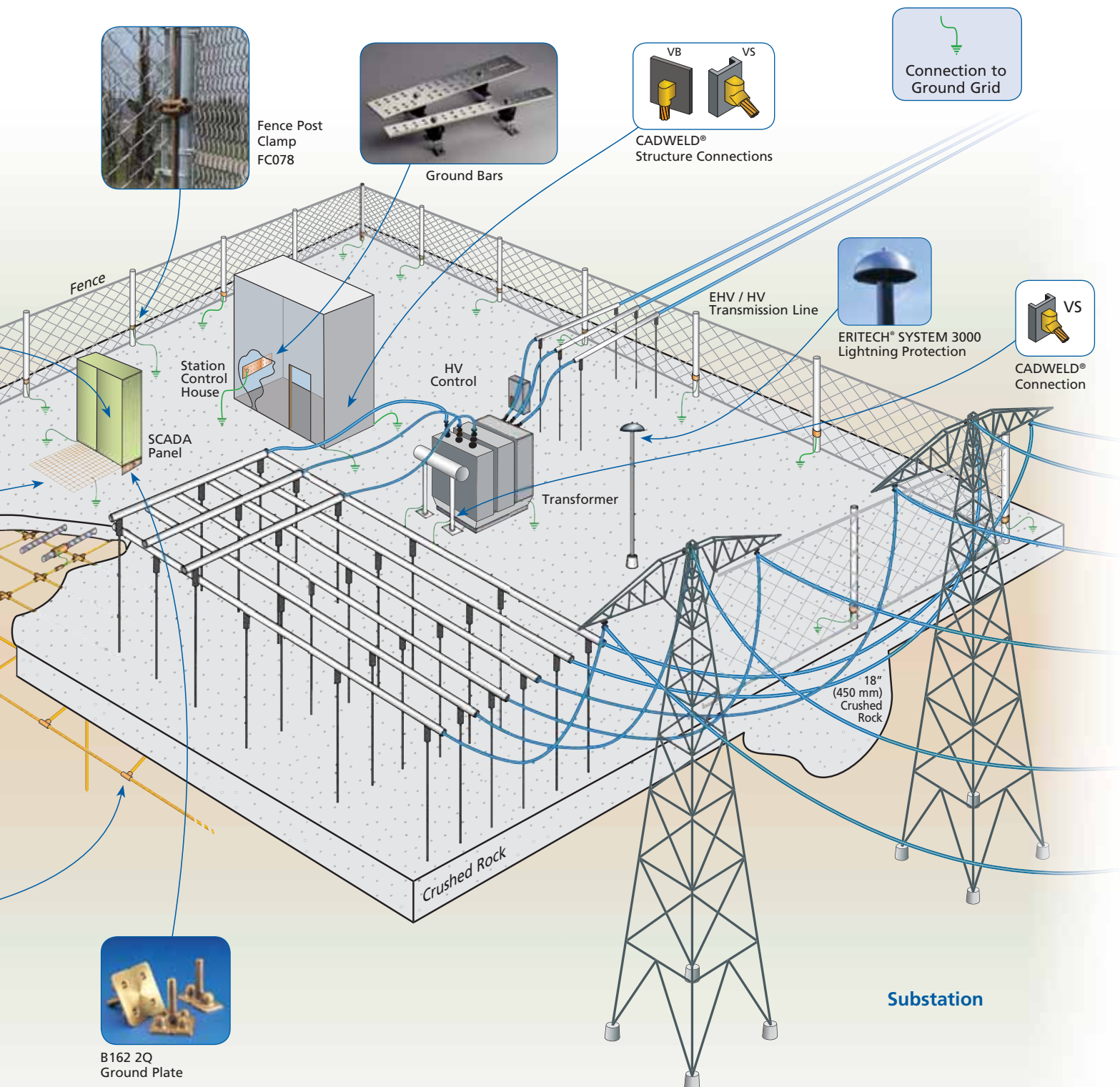


Substation Earthing/Grounding and Lightning Protection

Surge Protection for SCADA-controlled Equipment

Electronic equipment operating within a substation environment is particularly subject to electrical disturbances such as switching, electrical noise, ground potential rise and occasional induced or direct lightning impulse. Surge protection is an extremely cost-effective investment for electronic substation equipment, because:

- Each site's operation is critical to the quality supply of electrical power
- Downtime costs are significant



Power Transmission and Distribution

The grounding of facilities associated with the distribution of power is sometimes not given the same level of thought and design scrutiny as is given to the substations. ERICO has a complete range of products that address this need.

Earthing/Grounding Connections

Grounding connections are vital to the proper operation and integrity of the electrical system. ERICO offers a range of mechanical connections, including clamps, jumpers, fence connections, U-Bolts and other clamps. ERICO recommends the CADWELD® welded electrical connection for making these connections. The principle technology consists of bringing together a welding material and ignition agent in a graphite mold. The reduction of copper oxide by aluminum produces molten copper and aluminum oxide slag at extremely high temperatures. The shape of the mold, its dimensions and the size of welding material are all dependent on the items to be welded. This results in a molecular bond that exceeds the life of the conductor.

GEM

Ground Enhancement Material (GEM) is a superior conductive material that improves grounding effectiveness, especially in areas of poor conductivity (rocky ground, areas of moisture variation, sandy soils). GEM can dramatically lower earth resistance and impedance measures. Typically, it has resistivity in a range from 12-18 Ohm cms (20 times lower than bentonite clay). Once in its set form, it maintains constant resistance for the life of the system. GEM performs in all soil conditions, even during dry spells and it does not dissolve, decompose or leach out with time.

Theft Deterrent Cables

ERICO offers several solutions for areas where traditional copper cables are prone to theft.

Theft deterrent composite cable is a bare concentric stranded conductor that consists of peripheral galvanized steel stranding, which protects and conceals the internal copper strands. This conductor is ideal for exposed electrical distribution grounding leads where copper theft may occur. The conductor is difficult to cut with hand tools, and the outer steel stranding is magnetic, which further deters thieves looking for copper.

ERICO has a range of copper-coated steel conductors that are also used for this application. Copper-coated steel conductors can either take the form of a traditional cable with stranding or they can be preformed ground rods that have a hardened steel center. These preformed rods can connect directly to steel structure being earthed with no need for copper cables.

CADWELD is the most suitable connection method for all these specialized conductors.

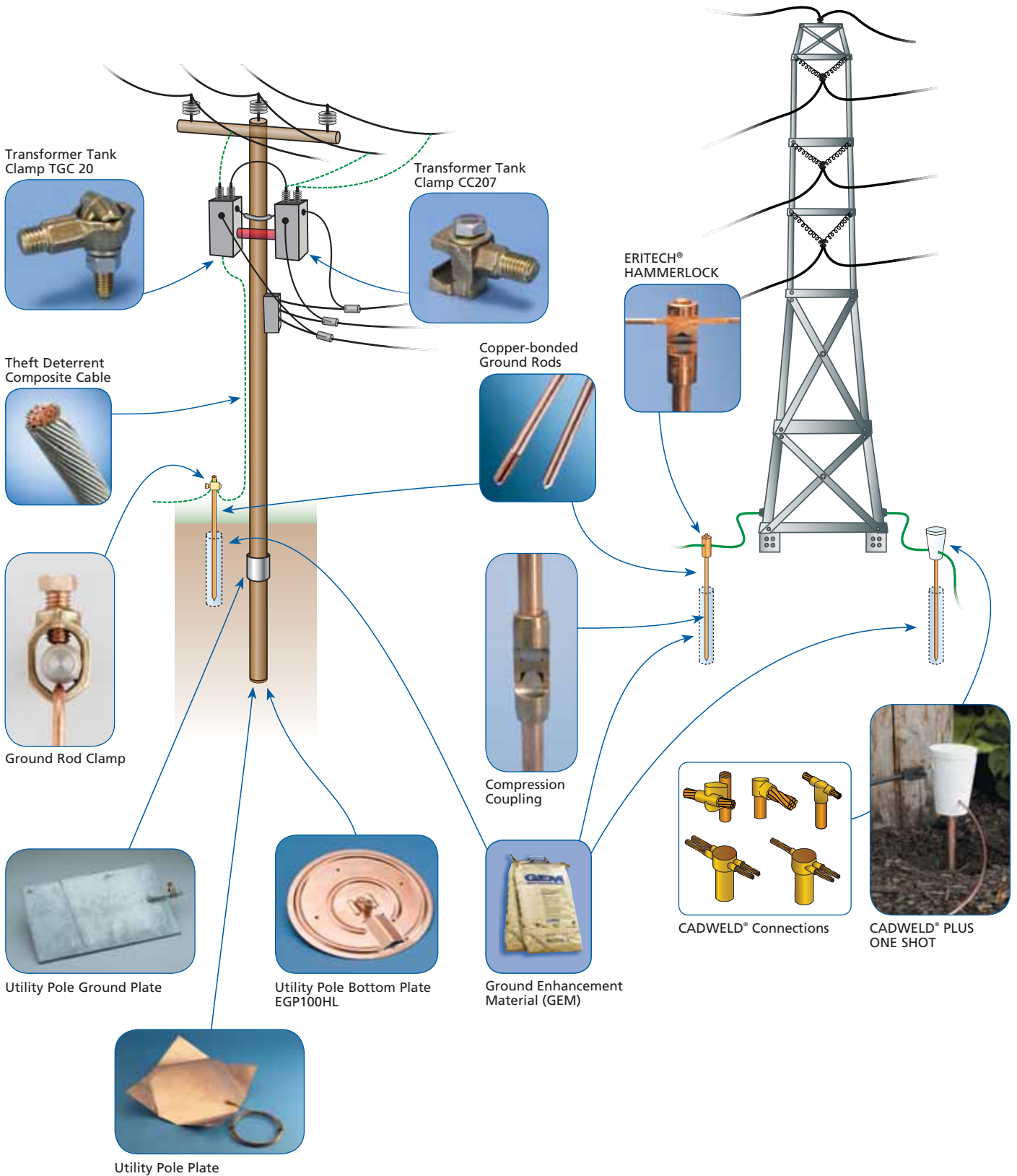
Surge Protection for Transmission and Distribution

Electronic equipment operating at remote system monitoring locations on distribution lines are susceptible to ground potential rises and induced or direct lightning impulses on the network. Surge protection is an extremely cost-effective investment for such equipment as this equipment is most needed during times of local storm activity. Therefore protection that is robust against high level surge activity, and protection that is immune to voltage fluctuation on the network is critical.



Distribution Pole

Transmission Tower



Accessories for Electrical Utility Applications

Along with our main systems and components for the utility industry, ERICO offers a wide range of accessories to assist in grounding, bonding and lightning protection needs.

Ground Rods and Ground Rod Couplers



Complete range of earth/ground rods, and couplers, including copper bonded rods of various size and specification. For complete range and details please refer to the ERITECH® Ground Product catalog.

CADWELD®



Complete range of CADWELD® applications for permanent connections from wire to rod, or wire to wire, etc. For complete range and details please refer to the CADWELD Electrical Connections catalog.

CADWELD® ONE SHOT



Complete range of CADWELD® ONE SHOT applications for permanent connections from wire to rod, or wire to wire. For complete range and details please refer to the CADWELD Electrical connections catalog.

Ground Rod Clamps



SP Series



CP Series



HDC Series

Part No.	Rod Diameter (in)	Conductor Range (AWG)
HDC58*	5/8	8 solid - 1/0 stranded
HDC58R*	5/8	8 solid - 1/0 stranded
HDC34	3/4	8 solid - 1/0 stranded
HDC34SP	3/4	8 solid - 3/0 stranded
CP58	5/8	10 solid - 2 stranded
CP34	3/4	10 solid - 1/0 stranded
SP58	1/2, 5/8	10 solid - 2 stranded
SP58B916**	1/2, 5/9	11 solid - 2 stranded

* HDC58 threads are 1/2" - 13 UNC. HDC58R threads are 7/16" - 14 UNC.

** SP58B916 bolt head is 9/16"

ERITECH® HAMMERLOCK



Part No.	Rod Ø	Conductor Range: Imperial / Metric
EHL58G2G	5/8	1/0 - 2/0 str (50.0 to 70.0 mm² str)
EHL58G1V	5/8	4 - 2 str (22.0 to 35.0 mm² str)
EHL58G1K	5/8	6 - 4 sol (10.0 to 16.0 mm² str)
EHL34G1V	3/4	4 - 2 str (22.0 to 35.0 mm² str)
EHL34SG1V	3/4	4 - 2 str (22.0 to 35.0 mm² str)
EHL34G1K	3/4	6 - 4 sol (10.0 to 16.0 mm² str)
EHL34SG1K	3/4	6 - 4 sol (10.0 to 16.0 mm² str)
Dual-Hole (2 Conductors)		
EHL58G1K1K	5/8	6 - 4 sol (10.0 to 16.0 mm² str)

Utility Grounding Bars



EGB Series

Various material, coating and configurations – contact ERICO for your specific needs.

Ground Enhancement Material (GEM)



GEM25A



GEM25ABKT

GEM25A: 25 lb (11.36 kg) bag of GEM

GEM25ABKT: 25 lb (11.36 kg) bucket of GEM

Technical support is available to help estimate the quantity of GEM needed for any installation – contact ERICO for your specific needs.

Theft Deterrent Cable



CCL04A

Part No.	Description
CC5A04	Theft deterrent composite cable, 7 strand, 0.330" outside diameter, 250' reel
CC5A05	Theft deterrent composite cable, 19 strand, 0.334" outside diameter, 250' reel
CC5A12	Theft deterrent composite cable, 157 strand, 0.572" outside diameter, 200' reel
CCL04A	Aluminum composite cable clip for theft deterrent composite cable

A range of MTO copper-bonded, pre-formed or coiled steel conductors is available.



Accessories for Electrical Utility Applications

Inspection wells



PIT03



PIT05



Part No.	Description
PIT05	Polymer inspection well 12" X 12" X 8.5" deep
PIT03	Polymer inspection well 6" X 8.5" X 8.5" deep
T416A	Polymer inspection well 14" X 23" X 18" deep
T416B	High density polyethylene inspection well 10" round X 10" deep
T416C	High density polyethylene inspection well 14" round X 18" deep
T416D	Polymer inspection well 13" X 13" X 12" deep
T416E	Polymer inspection well 13" X 13" X 18" deep
T416F	Polymer inspection well 13" X 13" X 26" deep

Transformer Tank and Vice Clamps



TGC2/0



VC Series

Part No.	Conductor Range (AWG)	Stud Thread Size
TGC2/0	10 solid - 2/0 stranded	1/2" - 13
CC207	6 solid - 1/0 stranded	
VC62	6 solid - 2 stranded	
VC220	2 solid - 2/0 stranded	

Fence Post Clamps



Part No.	Pipe Size (Imperial)	Conductor Range (AWG)	Pipe Size (Metric)	Conductor Range (Metric)
FC073	1-1/2"	4 Sol - 2/0 Str	40.0 mm	16.0 mm ² Str - 70.0 mm ² Str
FC074	1-1/2"	2 Sol - 250 MCM Str	40.0 mm	50.0 mm ² Str - 120.0 mm ² Str
FC075	2"	4 Sol - 2/0 Str	50.0 mm	16.0 mm ² Str - 70.0 mm ² Str
FC076	2"	2 Sol - 250 MCM Str	50.0 mm	50.0 mm ² Str - 120.0 mm ² Str
FC078	2-1/2"	4 Sol - 250 MCM Str	65.0 mm	16.0 mm ² Str - 120.0 mm ² Str
FC079	3"	4 Sol - 2/0 Str	80.0 mm	16.0 mm ² Str - 70.0 mm ² Str
FC080	3"	2 Sol - 250 MCM Str	80.0 mm	50.0 mm ² Str - 120.0 mm ² Str
FC082	3-1/2"	4 Sol - 2/0 Str	90.0 mm	16.0 mm ² Str - 120.0 mm ² Str

Rebar Clamps



EK Series RC Series

Part No.	Conductor Range (AWG)	Conductor Range (Metric)	Rebar Size (imperial)	Rebar Size (Metric)
EK16	8 solid - 2/0 stranded	10 - 70 mm ²	#3 - #6	8 - 18 mm
EK17	8 solid - 4/0 stranded	10 - 100 mm ²	#6 - #11	18 - 36 mm
RC70	8 solid - 2/0 stranded	10 - 70 mm ²	#3 - #6	8 - 18 mm
RC100	8 solid - 4/0 stranded	10 - 100 mm ²	#6 - #11	18 - 36 mm

Ground Plates



Part No.	Description
B1612Q	4-hole, 4/0 concentric
B1613Q	4-hole, 500 concentric
B1622Q	2-hole, 4/0 concentric
B1642Q	4-hole, 4/0 concentric
B1643Q	4-hole, 500 concentric

Ground Plate Electrodes



EGGPC



EGP100



EGP100HL

Part No.	Description
UGP719	Utility ground plate 7.5" X 19.25"
UGP738	Utility ground plate 7.5" X 38.5"
EGGP	Galvanized steel ground plate, without connector
EGGPC	Galvanized steel ground plate, with HDC58R connector
EGP100	Copper utility pole bottom plate with cable lug
EGP100HL	Copper utility pole bottom plate with ERITECH® HAMMERLOCK connector

Split Bolts



Bronze Series Tinned Bronze Series

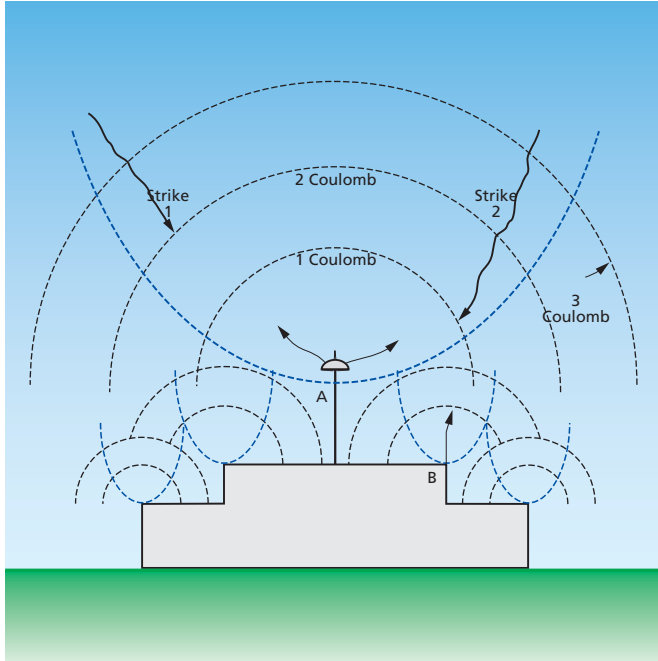
ESB Series

See ERITECH® Grounding Catalog for complete range of copper or tinned copper split bolts

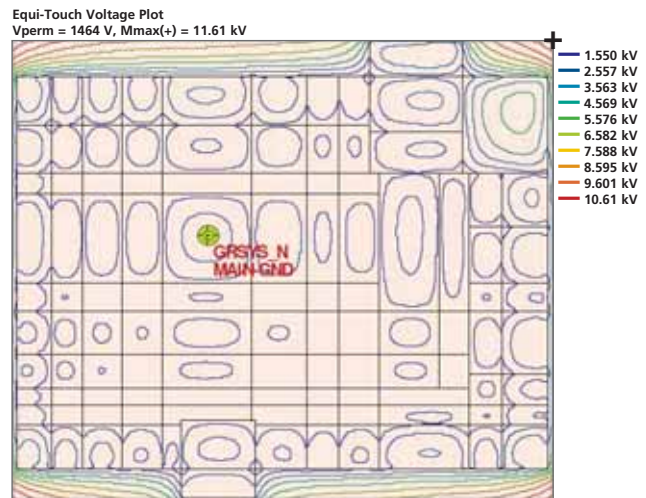
Design Assistance

ERICO provides a high level of application engineering and design assistance to the users of its products. A dedicated team within ERICO engineering can solve grounding application problems. This team carries out modeling of a lightning protection system using modern software tools that use complex algorithms to model lightning strikes in a more accurate way than traditional methods.

ERICO offers a set of drawings of details using our products that can be used in the customers' construction documentation. Software is available for public use that will assist with the selection of CADWELD® connections and the design of grounding systems using GEM.



Lightning Protection Modelling



Computer Analysis of Substation Earthing/Grounding

Earth/Ground Test Equipment

To complete the range of grounding products, ERICO offers modern ground testing equipment that is suitable for performing soil resistivity measurements, step-and-touch voltage measurements, ground resistance measurements and stakeless clamp-on ground testing.



Earth/Ground Testers



Applicable Standards for Design of Earthing/Grounding Systems

USA, Australia, Asia

The IEEE® earthing/grounding and lightning protection standards in the U.S. are used quite commonly around the world, especially in Asia and Australia.

The IEEE 80 Standard for Safety in AC Substation Grounding is the most common document used to assist with the design of a system. Many countries have guides written either by power utilities, industry associations or standards to complement IEEE standards. The IEEE 80 Standard requires connections that are used in substations to pass all the tests stipulated in IEEE 837 as verified by independent reports.

CADWELD® welded connections have been shown to pass all of the tests sequences in IEEE 837 in comprehensive tests carried out by independent test labs. In the same set of experiments, it was demonstrated that mechanical connectors that are sometimes used in substation applications do not pass the tests outlined in Standard IEEE 837.

Other standards that are relevant to grounding and lightning protection include the IEEE 81- IEEE Guide for Measuring Earth Resistivity, Ground Impedance and Earth Surface Potentials of a Ground System and IEEE Std 998 Guide for Direct Lightning Strike Shielding of Substations.

The UL® SPEC 467 Grounding and Bonding Equipment provides a comprehensive compliance and testing method to ensure long and reliable life of an earth/ground rod.

Europe

Most major power utilities in Europe have their own internal standards and regulations for the grounding of substations and the designer should refer to them for guidance. Additionally, the IEEE 80 Standard (as well as the standards related to it) is also widely used since it provides a fully integrated approach to the design of an efficient earthing system. The IEC® 60479-1 Standard contains formula for the calculation of step-and-touch potentials but does not cover all the resistivity and system resistance aspects or fault current-related calculations covered in IEEE 80.

The EN62305-3 Standard regarding lightning protection of buildings gives directions about earthing/grounding of lightning protection systems, as well as some simple rules regarding step-and-touch potentials, which have to be used with care when applied to power utility installations.

The BSEN50164-2:2002, Requirements for Conductors and Earth Electrodes, is a standard used as a reference for testing of ground rods.

Latin America

In Mexico, the utility [COMISIÓN FEDERAL DE ELECTRICIDAD (CFE)] uses IEEE 80 and IEEE 837 (rev 2002) standards in its project specifications. For ground rods, the utility also has its own specification, the 56100-16 rev 2008. The rods must be issued by LAPEM (CFE Laboratory) during routine tests, which verifies compliance with the CFE Specification 56100-16.

In regard to lightning protection, Mexico uses the Standard ANCE NMX-J-549-ANCE-2005 Protection Against Lightning – Specifications, Materials and Methods of Measurement. The Mexican law also establishes that all government entities must use the Mexican standards (called Norma Mexicana or NMX) or the official ones (Norma Oficial Mexicana or the NOM), so ERICO is an active member of the Mexican standardization committee (Asociación de Normalización y Certificación A.C. or ANCE) to participate in the NOM or NMX reviews or development of new standards.

In the rest of Latin America, the utilities adopt the US Standard (NFPA®, IEEE, NEMA®, TIA®/EIA®) and write local standards or local electrical codes based in these. Frequently, they will make minor modifications.

Brazil

Brazil uses international standards, such as IEC, and for products they base their requirements on European specifications.

The voltage that is used in Brazil is low-voltage 127 V, medium-voltage distribution 13.8 kV, 25 kV and 36 kV and high-voltage transmission 138 kV, 230 kV.

ERICO®




www.erico.com



AUSTRALIA

Phone 1-800-263-508
Fax 1-800-423-091



CHINA

Phone +86-21-3430-4878
Fax +86-21-5831-8177



HUNGARY

Phone 06-800-16538
Fax +39-0244-386-107



NORWAY

Phone 800-100-73
Fax 800-100-66



SWITZERLAND

Phone 0800-55-86-97
Fax 0800-55-96-15



BELGIUM

Phone 0800-757-48
Fax 0800-757-60



DENMARK

Phone 808-89-372
Fax 808-89-373



INDONESIA

Phone +62-21-575-0941
Fax +62-21-575-0942



POLAND

Phone +48-71-349-04-60
Fax +48-71-349-04-61



THAILAND

Phone +66-2-267-5776
Fax +66-2-636-6988



BRAZIL

Phone +55-11-3623-4333
Fax +55-11-3621-4066



FRANCE

Phone 0-800-901-793
Fax 0-800-902-024



ITALY

Phone 800-870-938
Fax 800-873-935



SINGAPORE

Phone +65-6-268-3433
Fax +65-6-268-1389



UNITED ARAB EMIRATES

Phone +971-4-881-7250
Fax +971-4-881-7270



CANADA

Phone +1-800-677-9089
Fax +1-800-677-8131



GERMANY

Phone 0-800-189-0272
Fax 0-800-189-0274



MEXICO

Phone +52-55-5260-5991
Fax +52-55-5260-3310



SPAIN

Phone 900-993-154
Fax 900-807-333



UNITED KINGDOM

Phone 0808-2344-670
Fax 0808-2344-676



CHILE

Phone +56-2-370-2908
Fax +56-2-369-5657



HONG KONG

Phone +852-2764-8808
Fax +852-2764-4486



NETHERLANDS

Phone 0800-0200-135
Fax 0800-0200-136



SWEDEN

Phone 020-790-908
Fax 020-798-964



UNITED STATES

Phone 1-800-753-9221
Fax +1-440-248-0723

EIA is a copyright of the Electronic Industries Alliance. IEC is a registered trademark of the International Electrotechnical Commission. IEEE is a registered trademark of the Institute of Electrical and Electronics Engineers, Incorporated. NEMA is a registered trademark of the National Electrical Manufacturers Association. NFPA is a registered trademark of the National Fire Protection Association. TIA is a copyright of the Telecommunications Industry Association. UL is a registered trademark of Underwriters Laboratories, Inc.

WARNING

ERICO products shall be installed and used only as indicated in ERICO's product instruction sheets and training materials. Instruction sheets are available at www.erico.com and from your ERICO customer service representative. Improper installation, misuse, misapplication or other failure to completely follow ERICO's instructions and warnings may cause product malfunction, property damage, serious bodily injury and death.

WARRANTY

ERICO products are warranted to be free from defects in material and workmanship at the time of shipment. NO OTHER WARRANTY, WHETHER EXPRESS OR IMPLIED (INCLUDING ANY WARRANTY OF MERCHANTABILITY OR FITNESS FOR A PARTICULAR PURPOSE), SHALL EXIST IN CONNECTION WITH THE SALE OR USE OF ANY ERICO PRODUCTS. Claims for errors, shortages, defects or nonconformities ascertainable upon inspection must be made in writing within 5 days after Buyer's receipt of products. All other claims must be made in writing to ERICO within 6 months from the date of shipment or transport. Products claimed to be nonconforming or defective must, upon ERICO's prior written approval in accordance with its standard terms and procedures governing returns, promptly be returned to ERICO for inspection. Claims not made as provided above and within the applicable time period will be barred. ERICO shall in no event be responsible if the products have not been stored or used in accordance with its specifications and recommended procedures. ERICO will, at its option, either repair or replace nonconforming or defective products for which it is responsible or return the purchase price to the Buyer. THE FOREGOING STATES BUYER'S EXCLUSIVE REMEDY FOR ANY BREACH OF ERICO WARRANTY AND FOR ANY CLAIM, WHETHER SOUNDING IN CONTRACT, TORT OR NEGLIGENCE, FOR LOSS OR INJURY CAUSED BY THE SALE OR USE OF ANY PRODUCT.

LIMITATION OF LIABILITY

ERICO excludes all liability except such liability that is directly attributable to the willful or gross negligence of ERICO's employees. Should ERICO be held liable its liability shall in no event exceed the total purchase price under the contract. ERICO SHALL IN NO EVENT BE RESPONSIBLE FOR ANY LOSS OF BUSINESS OR PROFITS, DOWNTIME OR DELAY, LABOR, REPAIR OR MATERIAL COSTS OR ANY SIMILAR OR DISSIMILAR CONSEQUENTIAL LOSS OR DAMAGE INCURRED BY BUYER.

Copyright ©2010, 2011 ERICO International Corporation. All rights reserved.

CADDY, CADWELD, CRITEC, ERICO, ERIFLEX, ERITECH, and LENTON are registered trademarks of ERICO International Corporation.

www.erico.com

ERICO®

E938B-WWEN

E1075L110WWEN

15M0211