



# SPECIFICATIONS



New York • Florida • Texas • California • Washington • Puerto Rico



SATCO Corporate Headquarters, Brentwood, NY

## Product Reference Guide –

We are pleased to present this new resource tool. Within each of the product categories presented in this guide, we have compiled one of the industries most comprehensive lamp offerings from one source!

As you explore each section you will notice numerous footnotes, application suggestions and other valuable information to help you select the correct lamp or ballast.

Additionally, we have provided some brief educational materials in the beginning of each product category. Here you will be given a fundamental technical overview on each product group and how they function.

Satco has established a vast distribution network that affords us the unique ability to have the products you want and need – in stock and ready to ship from one of our state of the art distribution facilities, totaling nearly one million square feet!

## Locations –

- 1 **Brentwood, New York**  
*(Corporate Headquarters)*
- 2 **Seattle, Washington**
- 3 **San Francisco, California**
- 4 **Dallas, Texas**
- 5 **Miami, Florida**
- 6 **Puerto Rico**



## The Complete Satco Product Line

the  
**SATCO**<sup>®</sup>  
*advantage*



### **The Lamp Specification Catalog**

- A technical guide to our lamp and ballast products



### **Lighting Components Catalog**

Featuring:

- Hardware
- Canopies and Glassware
- Sockets, Switches, and Cords



### **NUVO Lighting Catalog**

Featuring:

- Decorative Fixture Collections
- Outdoor Lighting
- Track Lighting
- Energy Star Fixtures



**New York Executive  
Offices & Warehouse:**  
110 Heartland Blvd.,  
Brentwood, N.Y. 11717  
800-437-2826  
(631) 243-2022  
FAX (631) 243-2027

**FLORIDA**  
900 N.W. 159th Drive,  
Miami, FL 33169  
800-437-2826  
(305) 624-2044  
FAX (305) 623-0286

**TEXAS**  
2000 Valwood Parkway,  
Farmers Branch, TX 75234  
800-437-2826  
(972) 247-2437  
FAX (972) 247-5408

**CALIFORNIA**  
31288 San Benito St.  
Hayward, CA. 94544  
800-437-2826  
(510) 487-4822  
FAX (510) 487-8955

**WASHINGTON**  
4710 116TH St. S.W.  
Mukilteo, WA 98275  
800-437-2826  
(425) 789-3300  
FAX (425) 789-3310

**PUERTO RICO**  
Campeche Street 23,  
Julio N. Matos Industrial Park,  
Carolina, PR 00984  
(787) 757-3510  
FAX (787) 757-3540

**NATIONAL TOLL-FREE:**

1-800-43-SATCO (1-800-437-2826)

www.satco.com

### **Six fully inventoried distribution centers**

Each Satco facility features the latest warehouse management systems ensuring that each order is addressed in a timely and efficient manner.

### **Comprehensive product selection, we have what you need.**

Our unique product offering positions us as a "One Stop Shop" vendor. Satco has compiled a variety of products through various industry relationships which makes us the primary choice for selection and service.

### **Products produced to the highest industry standards**

Quality products – An adage we've built our company by. Every item we sell has been designed, produced and tested to meet or exceed industry benchmarks for quality and testing. Quality assurance is controlled on all levels from production to shipping.

### **Innovative technology**

Satco owns numerous patents on lamp and lighting technology. As a leader we have introduced many new concepts that have been embraced by the lighting community.

### **Retail packaging and merchandising programs**

Satco's product assortment includes many retail point of purchase items packaged for the consumer market. These product programs are supported by eye-catching easy to use merchandisers.

### **Forty-five years of performance**

A proven history of service, quality and relationships are an integral part of who we are. We value our long term associations and look forward to many more successful years together.

### **Exceptional customer service**

The backbone of any company is their customer service. Each of our distribution centers are staffed with highly experienced knowledgeable personnel ready to assist. If you can't locate an item you are looking for, just ask – chances are we have it!

# Lamps

## *at a glance*

### **Incandescent Lamps**

- Low initial cost
- Low fixture cost
- Simple installation
- Inexpensive to dim
- All-weather operation
- High CRI

### **Tungsten Halogen**

- Whiter light than incandescent
- Excellent lumen maintenance
- Longer life than incandescent
- More efficient than incandescent

### **Compact Fluorescent Lamps**

- Uses up to 75% less energy
- Longer life than incandescent
- Produces less heat
- Protect the Environment.

### **Fluorescent Lamps**

- High efficacy
- Very good color
- Wide range of colors
- Wide range of wattages
- Good lumen maintenance
- Long life

### **High Intensity Discharge Lamps**

- High efficacy
- All-temperature operation
- Extensive range of wattages
- Commercial lighting

### **LED (Light Emitting Diode) Lamps**

- Uses up to 80% less energy
- Long life – up to 50,000 hrs/colors
- No IR or UV
- Mercury Free

### **Miniatures & Sealed Beams**

- Specific bulb size, base, volts
- Aircraft, Automotive, Marine
- Emergency, Medical, Entertainment

### **Ballasts**

- For T5, T8, T12, and CFL
- Program Start, Instant Start
- Dedicated and Universal Voltage

# Glossary

## *of terms*

### **Ampere**

A unit of measurement which expresses the rate of flow of electricity.

### **Average Rated Life**

An average rating, in hours indicating when half of a large group of lamps have failed, when operated at rated lamp voltage and current.

### **Ballast**

A device used with a discharge lamp to obtain the necessary voltage for starting and operating.

### **Center Beam Candlepower (CBCP)**

The intensity of light produced at the center of a reflector lamp, expressed in candelas.

### **Color Rendering Index (CRI)**

The measure of a light source to render color correctly.

### **Correlated color temperature (CCT) RI**

Correlated color temperature (CCT) is the measure used to describe the relative color appearance of a white light source. CCT indicates whether a light source appears more yellow/gold/orange or more blue, in terms of the range of available shades of "white." CCT is given in kelvins (unit of absolute temperature)

### **Lamp**

A manufactured light source., the three main categories are: incandescent, Fluorescent and HID (high intensity discharge).

### **Light**

Radiant energy that is capable of producing a visual light.

### **Light-emitting diodes (LEDs)**

Are based on inorganic (non-carbon based) materials. An LED is a semi-conducting device that produces light when an electrical current flows through it. LEDs were first developed in the 1960s but were used only in indicator applications until recently.

### **Luminous Flux**

Flux is the energy per unit that is radiated from a source over visible wavelengths. It is commonly given for a lamp based on laboratory testing during manufacturing. For instance, the Luminous Flux for a 100W incandescent lamp is approximately 1700 lm.

### **Maximum Overall Length (MOL)**

The total length of a lamp from the top of bulb to the bottom of the base.

### **Power Factor**

A measure of the effectiveness with which a device converts volt-amperes to watts.

### **Total Harmonic Distortion (THD)**

The rating which expresses the ability of a ballast not to affect the frequency.

### **Voltage**

The measurement of electrical potential expressed in volts (V).

# Incandescent





# Incandescent Basics

The basic design of the incandescent lamp has not changed much since the late 1800s, when Thomas Alva Edison successfully produced the first operational electric light bulb. These are the must-know fundamental facts about incandescent lamps and the alternative choices that are available today.

## THE FILAMENT

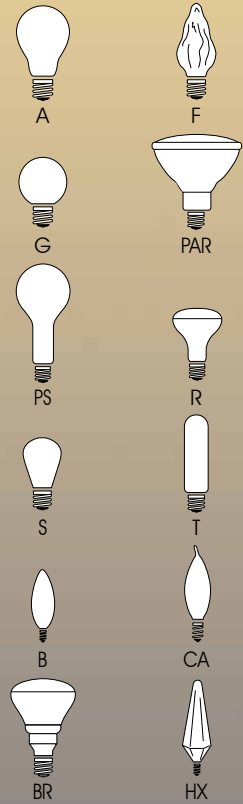
Incandescent lamp filaments are made of tungsten. Tungsten is a metal that can operate at very high temperatures without evaporating too quickly and resulting in early lamp failure. Incandescent filaments only convert about 10 percent of the energy used into visible light, so it is necessary to use a material that can withstand extremely high temperatures. Most lamps use a coiled filament design, which has been found to be stronger and deliver better performance.

## THE GLASS BULB

The filament inside an incandescent lamp must be protected so that oxygen does not reach it and cause it to evaporate on contact. Most incandescent lamps are either vacuum-sealed or gas-filled. It was discovered in the early 1900s that the introduction of gas inside the bulb, or envelope, created a pressure against the filament. This pressure allowed the filament to burn hotter and last longer. Most gas-filled incandescent lamps today use a mixture of argon and nitrogen gases.

## Bulb Shapes

The size and shape of a lamp's bulb are designated by a letter(s) and a number. The letter specifies the shape of the bulb and the number indicates the maximum diameter in 1/8-inch increments. Example: A G40 is a globe shape which is 5 inches in diameter.



## HOW IT WORKS


Just as a piece of metal being blacksmithed or the molten glass at the end of a blower's rod heats to a brilliant glow, so does the filament of an incandescent lamp. The difference is that electricity is used to heat the filament instead of fire. This phenomenon is known as incandescence.

## THE BASE

Screw-type bases used on incandescent lamps consist of three components: the threaded screw section, the glass insulation ring and the contact disc. The lead wires which exit the glass bulb of the lamp are attached to the base at two points. One wire is soldered to the bottom of the contact disc and the other to the top edge of the screw section. The glass ring acts as an insulation barrier between the two points. This assembly completes the circuit and the lamp is electrified once the base is screwed into a socket and the contact disc touches the center point of the socket.

The base itself has nothing to do with the seal of the bulb; it is a separate part of the lamp that is attached with cement. Typically, bases are made from aluminum or brass. Brass bases tend to perform best due to their compatibility with most socket materials.

## Base Types



# Key Characteristics

## Rated Voltage:

The lamp's filament is designed to operate within a specific voltage range in order for it to deliver its intended light output. Lamps that are burned at voltages higher than their rating will result in higher wattage, efficacy (lumens per watt) and lumens. Lamps operated below their rated voltage will significantly increase their life while reducing their wattage, efficacy and lumen output.

## Lumen Maintenance:

As the filament of an incandescent lamp burns, the tungsten is slowly evaporating and depositing itself on the interior wall of the bulb. This creates the black coating seen after a bulb has been in use for a while.

Additionally, as the filament evaporates, the lumen output decreases until it reaches the end of its life when the wire breaks. It is recommended that a "group replacement" or relamping is conducted once a number of lamps have failed or a noticeable decrease in light output has taken place.

## Burning Position:

For the most part, incandescent lamps can be burned in any position. However, take note and observe a lamp manufacturer's recommendations for use.

# Light Output vs. Life

The life of an incandescent lamp and its lumen output are both determined by the filament design. These characteristics represent a give-and-take relationship—one must be sacrificed to improve the other. There are many choices available to the consumer, each one marketed for a particular application, purpose or feature.

It is important to determine your customer's priorities and needs when recommending a light source purchase. Is the lamp going to be placed in a hard-to-reach area,

making long life more important than light output? Or will it be a workhorse, illuminating important tasks and needing maximum lumens?

The Federal Trade Commission instituted new packaging labeling requirements in 1992 to explain the function of a lamp better to the purchaser. So if you know your way around this labeling, you can suggest optimum choices for your customer, or explain the features to customers to allow them to make their own educated decisions.

These examples of actual labels illustrate the differences between two standard household "A" lamps. One is marketed for longer life, while the other is marketed for greater lumen output. Note the life/light tradeoffs.

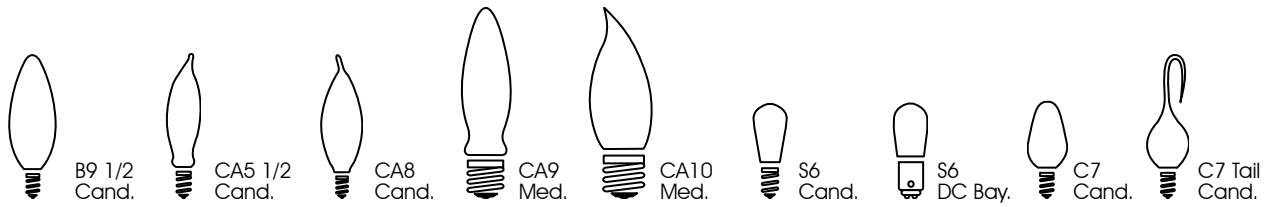
Light Output (Lumens)	Energy Used (Watts)	Life (Hours)
1150	100	2500
810	90	5000

High Lumen Output                      Longer Lamp Life





# Incandescent Lamps



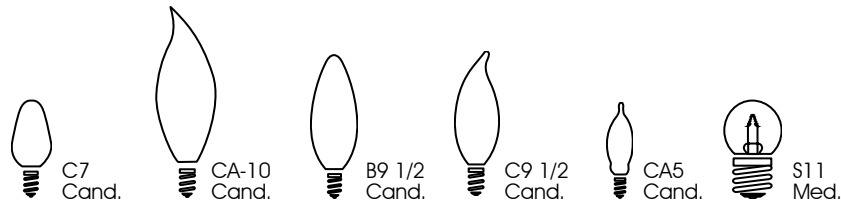
Incandescent lamps

Watts	Bulb	Base	Satco Product Number	Lamp Code	Volts	Finish	Master/Inner Carton	Pkg. Type	Filament	Avg. Rated Hours	Lumens	MOL	Notes	
<b>3</b>		Cand.	<b>S3659</b>	3BA9 1/2/Flicker	120	Clear	500/25	Box	Neon	1000	-	3 1/2"		
			<b>S3759</b>	3BA9 1/2/Flicker	120	Clear	120/12	CD/1	Neon	1000	-	3 1/2"		
		Cand.	<b>S3661</b>	3CA5 1/2/Flicker	120	Clear	500/25	Box	Neon	1000	-	3 1/4"		
			<b>S3761</b>	3CA5 1/2/Flicker	120	Clear	120/12	CD/1	Neon	1000	-	3 1/4"		
		Cand.	<b>S3656</b>	3CA8/Flicker	120	Clear	500/25	Box	Neon	1000	-	3 7/8"		
			<b>S3756</b>	3CA8/Flicker	120	Clear	120/12	CD/1	Neon	1000	-	3 7/8"		
		Med.	<b>S3660</b>	3CA9/Flicker	120	Clear	500/25	Box	Neon	1000	-	4 9/16"		
			<b>S3760</b>	3CA9/Flicker	120	Clear	120/12	CD/1	Neon	1000	-	4 9/19"		
		Med.	<b>S3657</b>	3CA10/Flicker	120	Clear	500/25	Box	Neon	1000	-	4 1/16"		
			<b>S3757</b>	3CA10/Flicker	120	Clear	120/12	CD/1	Neon	1000	-	4 1/16"		
		Cand.	<b>S4567</b>	3S6/5	130	Clear	10	Sleeve/10	C-6	1500	10	1 7/8"		
	<b>4</b>		Cand.	<b>S3680</b>	4C7	120	Clear	2000/50	Bulk	C-7A	3000	16	2 1/8"	
				<b>S3797</b>	4C7	120	Clear	400/20	CD/2	C-7A	3000	16	2 1/8"	
				<b>S4724</b>	4C7	120	Clear	48/12	CD/4	C-7A	3000	16	2 1/8"	
<b>S3681</b>				4C7/W	120	White	2000/50	Bulk	C-7A	3000	8	2 1/8"		
<b>5</b>		Cand.	<b>S4520</b>	5C7	120	Silicone Tail	144/12	CD/2	C-7A	1000	10	2 1/2 +		
<b>6</b>		Cand.	<b>S4568</b>	6S6/6V	6	Clear	10	Sleeve/10	C-6	1500	40	1 7/8"		
			<b>S4569</b>	6S6/12V	12	Clear	10	Sleeve/10	C-6	1500	40	1 7/8"		
			<b>S4570</b>	6S6/24V	24	Clear	10	Sleeve/10	C-6	1500	40	1 7/8"		
			<b>S4571</b>	6S6/48V	48	Clear	10	Sleeve/10	C-6	1500	40	1 7/8"		
			<b>S3900</b>	6S6	130	Clear	120/10	Sleeve/10	C-7A	2500	30	1 7/8"		
			<b>S4717</b>	6S6	130	Clear	120/12	CD/2	C-7A	2500	30	1 7/8"		
			<b>S4572</b>	6S6/230V	230	Clear	10	Sleeve/10	C-7A	1500	25	1 7/8"		
		DC Bay.	<b>S3901</b>	6S6/DC	130	Clear	120/10	Sleeve/10	C-7A	2500	30	1 7/8"		







Visit our website at [www.satco.com](http://www.satco.com)

When using a 130 Volt Lamp on a 120 Volt line, life is extended by approx. 2.5 times and lumens are reduced approx. 20%

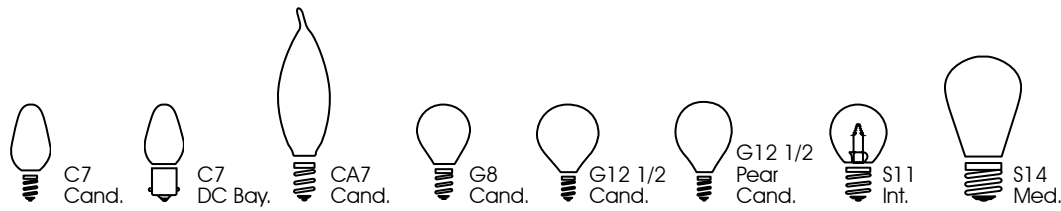
# Incandescent Lamps











incandescent lamps

Watts	Bulb	Base	Satco Product Number	Lamp Code	Volts	Finish	Master/Inner Carton	Pkg. Type	Filament	Avg. Rated Hours	Lumens	MOL	Notes
7	C7 Cand. 	Cand.	S3691	7C7	120	Clear	2000/25	Bulk	C-7A	3000	35	2 1/8"	
			S3791	7C7	120	Clear	400/20	CD/2	C-7A	3000	35	2 1/8"	
			S4725	7C7	120	Clear	48/12	CD/4	C-7A	3000	35	2 1/8"	
			S3902	7C7	130	Clear	120/10	Sleeve/10	C-7A	2500	35	1 7/8"	
			S3692	7C7/W	120	White	2000/25	Bulk	C-7A	3000	20	2 1/8"	
			S3792	7C7/W	120	White	400/20	CD/2	C-7A	3000	20	2 1/8"	
			S4726	7C7/W	120	White	48/12	CD/4	C-7A	3000	20	2 1/8"	
	CA-10 	Cand.	S3866	7CA10/12V	12	Clear	500/25	Box	CC-2V	1500	65	4 1/4"	
7.5	B9 1/2 	Cand.	S4994	7 1/2B9 1/2 Showroom	120	Clear	500/25	Bulk	C-7A	3000	37	3 1/2"	
	C9 1/2 	Cand.	S4988	7 1/2C9 1/2 Showroom	120	Clear	500/25	Bulk	C-7A	3000	37	3 1/2"	
	CA5 	Cand.	S3241	7 1/2CA5	120	Clear	2000/50	Box	C-7A	1500	40	2 7/8"	
			S3242	7 1/2CA5/F	120	Frosted	2000/50	Box	C-7A	1500	35	2 7/8"	
			S3243	7 1/2CA5/FY	120	Fr. Yellow	2000/50	Box	C-7A	1500	35	2 7/8"	
	S11 	Med.	S3606	7 1/2S11	120	Clear	1000/25	Sleeve	C-7A	2500	40	2 1/4"	
			S3794	7 1/2S11	120	Clear	240/20	CD/1	C-7A	2500	40	2 1/4"	
			S3607	7 1/2S11/W	120	Gloss Wht	1000/25	Sleeve	C-7A	2500	20	2 1/4"	
			S3795	7 1/2S11/W	120	Gloss Wht	240/20	CD/1	C-7A	2500	20	2 1/4"	
			S3608	7 1/2S11/B	120	Cer. Blue	1000/25	Sleeve	C-7A	2500	-	2 1/4"	
			S4508	7 1/2S11/B	120	Cer. Blue	120/10	CD/1	C-7A	2500	-	2 1/4"	
			S3609	7 1/2S11/G	120	Cer. Green	1000/25	Sleeve	C-7A	2500	-	2 1/4"	
			S4509	7 1/2S11/G	120	Cer. Green	120/10	CD/1	C-7A	2500	-	2 1/4"	
			S3610	7 1/2S11/O	120	Cer. Orange	1000/25	Sleeve	C-7A	2500	-	2 1/4"	
			S4510	7 1/2S11/O	120	Cer. Orange	120/10	CD/1	C-7A	2500	-	2 1/4"	
			S3611	7 1/2S11/R	120	Cer. Red	1000/25	Sleeve	C-7A	2500	-	2 1/4"	
			S4511	7 1/2S11/R	120	Cer. Red	120/10	CD/1	C-7A	2500	-	2 1/4"	
	S4512	7 1/2S11/Y	120	Cer. Yellow	120/10	CD/1	C-7A	2500	-	2 1/4"			

# Incandescent Lamps



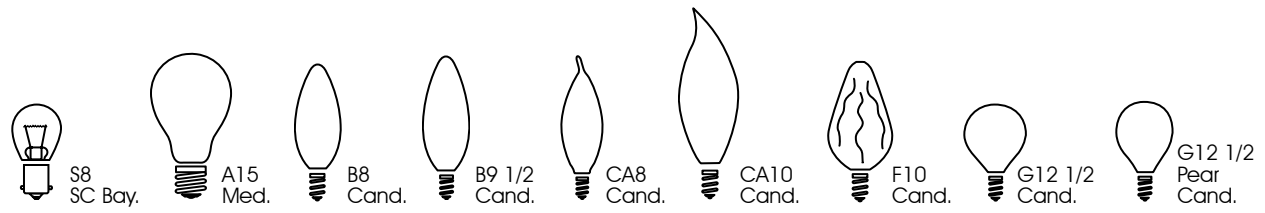
incandescent lamps

Watts	Bulb	Base	Satco Product Number	Lamp Code	Volts	Finish	Master/Inner Carton	Pkg. Type	Filament	Avg. Rated Hours	Lumens	MOL	Notes
10	C7 	Cand.	<b>S3903</b>	10C7	130	Clear	120/10	Sleeve/10	C-7A	2500	60	2 1/8"	
		DC Bay.	<b>S3904</b>	10C7/DC	130	Clear	120/10	Sleeve/10	C-7A	2500	60	2 1/8"	
	CA7 	Cand.	<b>S3272</b>	10CA7	120	Clear	1000/25	Box	C-7A	1500	80	3"	
			<b>S3276</b>	10CA7/F	120	Frosted	1000/25	Box	C-7A	1500	70	3"	
	G8 	Cand.	<b>S3864</b>	10G8/W	120	Glossy White	1000/25	Box	C-7A	1500	50	1 7/8"	
	G12 1/2 	Cand.	<b>S3844</b>	10G12 1/2	120	Clear	500/25	Box	C-7A	1500	60	2 3/8"	
		Pear 	<b>S3830</b>	10G12 1/2/W	120	Sat. White	500/25	Box	C-7A	1500	50	2 3/8"	
			<b>S3755</b>	10G12 1/2/W	120	Sat. White	120/10	CD/2	C-7A	1500	60	2 3/8"	
	G12 1/2 	Cand. Round	<b>S3833</b>	10G12 1/2/R	120	Trans Red	500/25	Box	C-7A	1500	-	2 3/8"	
			<b>S3834</b>	10G12 1/2/B	120	Trans Blue	500/25	Box	C-7A	1500	-	2 3/8"	
			<b>S3835</b>	10G12 1/2/G	120	Trans Green	500/25	Box	C-7A	1500	-	2 3/8"	
			<b>S3836</b>	10G12 1/2/A	120	Trans Amber	500/25	Box	C-7A	1500	-	2 3/8"	
			<b>S3837</b>	10G12 1/2/PK	120	Trans Pink	500/25	Box	C-7A	1500	-	2 3/8"	
	S11 	Int.	<b>S3621</b>	10S11/N	115/125	Clear	600/10	Box	C-7A	1500	80	2 3/8"	
			<b>S3622</b>	10S11/N/F	115/125	Frosted	600/10	Box	CC-2V	1500	80	2 3/8"	
11	S14 	Med.	<b>S3965</b>	11S14	130	Clear	120/4	Sleeve/4	CC-9	2500	80	3 1/2"	
			<b>S4565</b>	11S14	130	Clear	120/10	CD/1	CC-9	2500	80	3 1/2"	
			<b>S3966</b>	11S14/F	130	Frosted	120/4	Sleeve/4	CC-9	2500	65	3 1/2"	
			<b>S4566</b>	11S14/F	130	Frosted	120/10	CD/1	CC-9	2500	65	3 1/2"	
			<b>S3963</b>	11S14/B	130	Cer Blue	120/4	Sleeve/4	CC-9	2500	-	3 1/2"	
			<b>S4563</b>	11S14/B	130	Cer Blue	120/10	CD/1	CC-9	2500	-	3 1/2"	
			<b>S3962</b>	11S14/G	130	Cer Green	120/4	Sleeve/4	CC-9	2500	-	3 1/2"	
			<b>S4562</b>	11S14/G	130	Cer Green	120/10	CD/1	CC-9	2500	-	3 1/2"	
			<b>S3964</b>	11S14/O	130	Cer Orange	120/4	Sleeve/4	CC-9	2500	-	3 1/2"	
			<b>S4564</b>	11S14/O	130	Cer Orange	120/10	CD/1	CC-9	2500	-	3 1/2"	
			<b>S3961</b>	11S14/R	130	Cer Red	120/4	Sleeve/4	CC-9	2500	-	3 1/2"	
			<b>S4561</b>	11S14/R	130	Cer Red	120/10	CD/1	CC-9	2500	-	3 1/2"	
			<b>S3960</b>	11S14/Y	130	Cer Yellow	120/4	Sleeve/4	CC-9	2500	-	3 1/2"	
			<b>S4560</b>	11S14/Y	130	Cer Yellow	120/10	CD/1	CC-9	2500	-	3 1/2"	

Have a special requirement? Visit our website at [www.satco.com](http://www.satco.com)

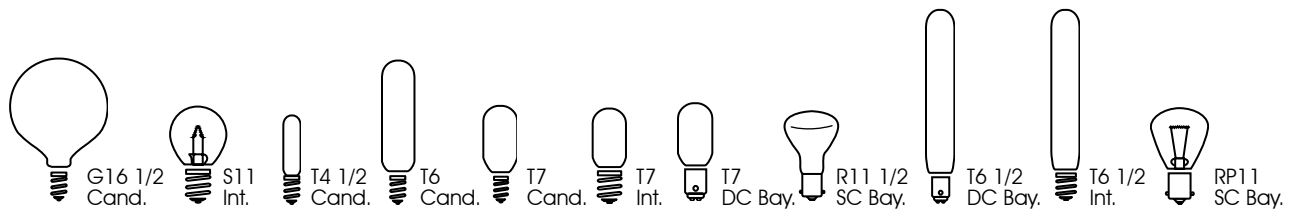
When using a 130 Volt Lamp on a 120 Volt line, life is extended by approx. 2.5 times and lumens are reduced approx. 20%

# Incandescent Lamps



Watts	Bulb	Base	Satco Product Number	Lamp Code	Volts	Finish	Master/Inner Carton	Pkg. Type	Filament	Avg. Rated Hours	Lumens	MOL	Notes
12		SC Bay	S3623	93	12	Clear	600/10	Box	C-6	200	190	2"	
			S3723	93	12	Clear	240/20	CD/2	C-6	300	190	2"	
15		Med.	S3948	15A15	130	Clear	120	2pk	C-9	2500	100	3 1/2"	
			S3949	15A15/F	130	Frosted	120	2pk	C-9	2500	100	3 1/2"	
		Cand.	S3345	15B8/Petite	130	Clear	500/25	Box	C-7A	1500	114	3"	
				Cand.	S3230	15B9 1/2	120	Clear	500/25	Box	C-7A	1500	114
	A3620	15B9 1/2			130	Clear	500/25	Box	C-7A	2500	114	3 1/2"	
	S3291	15B9 1/2/F			120	Frosted	500/25	Box	C-7A	1500	114	3 1/2"	
		Cand.	S3273	15CA8	120	Clear	500/25	Box	C-7A	1500	100	3 5/8"	
			S3773	15CA8	120	Clear	120/10	CD/2	C-7A	1500	100	3 5/8"	
			A3673	15CA8	130	Clear	500/25	Box	C-7A	2500	95	3 5/8"	
			A3573	15CA8	130	Clear	120/10	CD/2	C-7A	2500	95	3 5/8"	
			S3277	15CA8/F	120	Frosted	500/25	Box	C-7A	1500	95	3 5/8"	
			S3777	15CA8/F	120	Frosted	120/10	CD/2	C-7A	1500	95	3 5/8"	
			A3677	15CA8/F	130	Frosted	500/25	Box	C-7A	2500	90	3 5/8"	
			A3577	15CA8/F	130	Frosted	120/10	CD/2	C-7A	2500	90	3 5/8"	
		Cand.	S3867	15CA10/12V	12	Clear	500/25	Box	CC-2V	1500	150	4 1/4"	
				Cand.	S3360	15F10	120	Clear	500/25	Box	C-7A	1500	110
	S2760	15F10			120	Clear	120/12	CD/2	C-7A	1500	110	3 1/16"	
	S3361	15F10/W			120	White	500/25	Box	C-7A	1500	90	3 1/16"	
	S2761	15F10/W			120	White	120/2	CD/2	C-7A	1500	90	3 1/16"	
		Cand.	S3845	15G12 1/2	120	Clear	500/25	Box	C-7A	1500	100	2 3/8"	
			Cand.	S3879	15G12 1/2/W	120	Sat. White	500/25	Box	C-7A	1500	100	2 3/8"
	S3750	15G12 1/2/W		120	Sat. White	120/10	CD/2	C-7A	1500	100	2 3/8"		

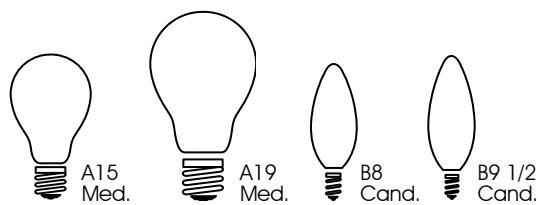
# Incandescent Lamps



Watts	Bulb	Base	Satco Product Number	Lamp Code	Volts	Finish	Master/Inner Carton	Pkg. Type	Filament	Avg. Rated Hours	Lumens	MOL	Notes
15		Cand.	S3821	15G16 1/2	120	Clear	500/25	Box	C-7A	1500	114	3"	
			S3726	15G16 1/2	120	Clear	120/10	CD/2	C-7A	1500	114	3"	
			A3921	15G16 1/2	130	Clear	500/25	Box	C-7A	2500	98	3"	
			A3521	15G16 1/2	130	Clear	120/10	CD/2	C-7A	2500	98	3"	
			S3824	15G16 1/2/W	120	Sat. White	500/25	Box	C-7A	1500	94	3"	
			S3752	15G16 1/2/W	120	Sat. White	120/10	CD/2	C-7A	1500	94	3"	
			A3924	15G16 1/2/W	130	Sat. White	500/25	Box	C-7A	2500	83	3"	
			A3524	15G16 1/2/W	130	Sat. White	120/10	CD/2	C-7A	2500	83	3"	
			S3236	15G16 1/2/W	120	Gloss Wht	500/25	Box	C-7A	1500	94	3"	
	S11	Int.	S3628	15S11/N	115/125	Clear	600/10	Box	C-7A	1500	100	2 3/8"	
	T4 1/2	Cand.	S3913	15T4 1/2/C	130	Clear	10	Sleeve/10	C-7A	1000	90	1 1/2"	5
	T6	Cand.	S3910	15T6	130	Clear	120/10	Sleeve/10	C-5A	2500	95	3 1/16"	
			S3912	15T6/145V	145	Clear	120/10	Sleeve/10	C-5A	2500	80	3 1/16"	
			S3315	15T6/F	120	Frost	500/25	Sleeve	C-5A	2500	90	4"	5
			S3715	15T6/F	120	Frost	72/6	CD/2	C-5A	2500	90	4"	5
T7	Cand.	S3905	15T7C	130	Clear	120/10	Sleeve/10	C-5A	2500	95	2 1/4"		
		S4718	15T7C	130	Clear	120/12	CD/1	C-5A	2500	95	2 1/4"		
	Int.	S3911	15T7/N	130	Clear	120/10	Sleeve/10	C-5A	2500	95	2 1/4"		
		S4722	15T7/N	130	Clear	120/12	CD/1	C-5A	2500	95	2 1/4"		
	DC Bay.	S3906	15T7/DC	130	Clear	120/10	Sleeve/10	C-5A	2500	95	2 1/4"		
		S4719	15T7/DC	130	Clear	120/12	CD/1	C-5A	2500	95	2 1/4"		
20	R11 1/2	SC Bay	S1383	1383	12-13	Frosted	600/10	Box	C-6	600	200	2 1/2"	
			S3618	1383/TF	12-13	Frst / ShatterPrf	10	Box	C-6	600	200	2 1/2"	4
	T6 1/2	DC Bay	S3297	20T6 1/2DC	130	Clear	500/25	Box	C-6	1500	150	5 3/8"	
			S3298	20T6 1/2DC/F	130	Frosted	500/25	Box	C-6	1500	140	5 3/8"	
			Int.	S3280	20T6 1/2N	130	Clear	500/25	Box	C-6	1500	150	5 3/8"
S3281	20T6 1/2N/F	130		Frosted	500/25	Box	C-6	1500	140	5 3/8"			
24	RP11	SC Bay	S3624	1133	6-8	Clear	600/10	Box	C-6	300	400	2 1/4"	
			S3724	1133	6-8	Clear	240/20	CD/2	C-6	300	400	2 1/4"	

Incandescent Lamps

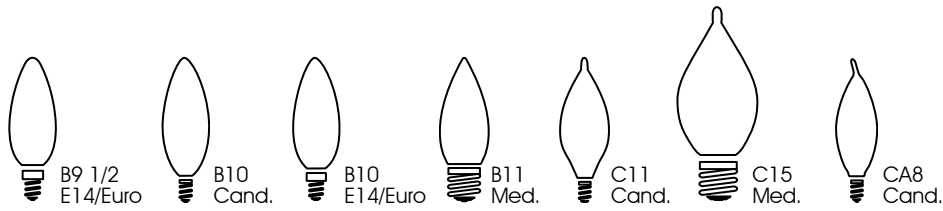
# Incandescent Lamps



incandescent lamps

Watts	Bulb	Base	Satco Product Number	Lamp Code	Volts	Finish	Master/Inner Carton	Pkg. Type	Filament	Avg. Rated Hours	Lumens	MOL	Notes
25	 <b>SHATTER PROOF</b>	Med.	S3814	25A15/CL	130	Clear	500/25	Box	C-9	2500	130	3 1/2"	
			S3815	25A15/F	130	Frosted	500/25	Box	C-9	2500	120	3 1/2"	
			S4880	25A15/TF	130	Frost ShatterPrf	500/25	Box	C-9	2500	120	3 1/2"	4
		Med.	S6040	25A19/CL	120	Clear	120	2pk	C-9	2500	185	4 1/8"	
			S3940	25A19/CL	130	Clear	120	2pk	CC-6	2500	185	4 1/8"	
			S6050	25A19/F	120	Frosted	120	2pk	C-9	2500	185	4 1/8"	
			S3950	25A19/F	130	Frosted	120	2pk	CC-6	2500	185	4 1/8"	
			S6080	25A/TR	130	Trans Red	24/12	Sleeve	C-9	1000	-	4 1/8"	
			S6081	25A/TG	130	Trans Green	24/12	Sleeve	C-9	1000	-	4 1/8"	
			S6082	25A/TB	130	Trans Blue	24/12	Sleeve	C-9	1000	-	4 1/8"	
			S6083	25A/TY	130	Trans Yellow	24/12	Sleeve	C-9	1000	-	4 1/8"	
			S6090	25A/R	130	Cer Red	24/12	Sleeve	C-9	1000	-	4 1/8"	
			S6091	25A/G	130	Cer Green	24/12	Sleeve	C-9	1000	-	4 1/8"	
			S6092	25A/B	130	Cer Blue	24/12	Sleeve	C-9	1000	-	4 1/8"	
			S6093	25A/Y	130	Cer Yellow	24/12	Sleeve	C-9	1000	-	4 1/8"	
			S5010	25A19/F/12V	12	Frosted	120/6	Box	C-6	1500	250	4 1/8"	
	S5020	25A19/F/34V	34	Frosted	120/6	Box	C-6	1500	250	4 1/8"			
	S5050	25A19/F/220V	220	Frosted	120	2pk	CC-2F	2500	180	4 1/8"			
		Cand.	S3346	25B8/Petite	130	Clear	500/25	Box	CC-2V	1500	212	3"	
		Cand.	S3282	25B9 1/2	120	Clear	500/25	Box	CC-2V	1500	212	3 1/2"	
S3782			25B9 1/2	120	Clear	120/10	CD/2	CC-2V	1500	212	3 1/2"		
S4995			KR25B9 1/2	120	Clear	500/25	Box	CC-2V	2500	240	3 7/8"	1	
A3682			25B9 1/2	130	Clear	500/25	Box	CC-2V	2500	193	3 1/2"		
A3582			25B9 1/2	130	Clear	120/10	CD/2	CC-2V	2500	193	3 1/2"		
S3285			25B9 1/2/F	120	Frosted	500/25	Box	CC-2V	1500	212	3 1/2"		
S3785			25B9 1/2/F	120	Frosted	120/10	CD/2	CC-2V	1500	212	3 1/2"		
A3685			25B9 1/2/F	130	Frosted	500/25	Box	CC-2V	2500	193	3 1/2"		
A3585			25B9 1/2/F	130	Frosted	120/10	CD/2	CC-2V	2500	193	3 1/2"		
S3288			25B9 1/2/W	120	Gloss Wht	500/25	Box	CC-2V	1500	180	3 1/2"		
S3788			25B9 1/2/W	120	Gloss Wht	120/10	CD/2	CC-2V	1500	180	3 1/2"		
A3688			25B9 1/2/W	130	Gloss Wht	500/25	Box	CC-2V	2500	163	3 1/2"		
A3588			25B9 1/2/W	130	Gloss Wht	120/10	CD/2	CC-2V	2500	163	3 1/2"		
S3218	25B9 1/2/B	120	Trans Blue	500/25	Box	CC-2V	1500	-	3 1/2"				
S3219	25B9 1/2/R	120	Trans Red	500/25	Box	CC-2V	1500	-	3 1/2"				
S3813	25B9 1/2/A	120	Trans Amber	500/25	Box	CC-2V	1500	-	3 1/2"				

# Incandescent Lamps



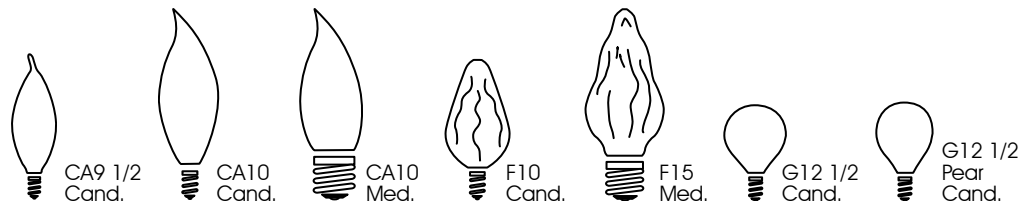
Watts	Bulb	Base	Satco Product Number	Lamp Code	Volts	Finish	Master/Inner Carton	Pkg. Type	Filament	Avg. Rated Hours	Lumens	MOL	Notes
<b>25</b>		E14/Euro	<b>S3390</b>	25B9 1/2	120	Clear	500/25	Box	CC-2V	1500	210	3 1/2"	
			<b>S4711</b>	25B9 1/2	120	Clear	120/12	CD/2	CC-2V	1500	212	3 1/2"	
			<b>S3380</b>	25B9 1/2/F	120	Frosted	500/25	Box	CC-2V	1500	200	3 1/2"	
			<b>S4714</b>	25B9 1/2/F	120	Frosted	120/10	CD/2	CC-2V	1500	200	3 1/2"	
		Cand.	<b>S2970</b>	25B10/VLX	120	Nat Day Frost	50/10	CD/1	CC-2V	2000	220	3 7/8"	3
			<b>S3386</b>	25B10/220V	220	Clear	500/25	Box	CC-2F	1000	200	3 3/4"	
		E14/Euro	<b>S3393</b>	25B10/220V	220	Clear	500/25	Box	CC-2F	1000	200	3 3/4"	
		Med.	<b>S3231</b>	25B11	120	Clear	500/25	Box	CC-2V	1500	210	3 7/8"	
			<b>S3731</b>	25B11	120	Clear	120/10	CD/2	CC-2V	1500	210	3 7/8"	
			<b>S4468</b>	KR25B11	120	Clear	500/25	Box	CC-2V	2500	212	3 7/8"	1
			<b>A3631</b>	25B11	130	Clear	500/25	Box	CC-2V	2500	210	3 7/8"	
			<b>A3531</b>	25B11	130	Clear	120/10	CD/2	CC-2V	2500	210	3 7/8"	
			<b>S3234</b>	25B11/F	120	Frosted	500/25	Box	CC-2V	1500	200	3 7/8"	
			<b>S3734</b>	25B11/F	120	Frosted	120/10	CD/2	CC-2V	1500	200	3 7/8"	
			<b>A3634</b>	25B11/F	130	Frosted	500/25	Box	CC-2V	2500	200	3 7/8"	
			<b>A3534</b>	25B11/F	130	Frosted	120/10	CD/2	CC-2V	2500	200	3 7/8"	
			<b>S3237</b>	25B11/W	120	White	500/25	Box	CC-2V	1500	150	3 7/8"	
			<b>S3737</b>	25B11/W	120	White	120/10	CD/2	CC-2V	1500	150	3 7/8"	
			<b>A3637</b>	25B11/W	130	White	500/25	Box	CC-2V	2500	160	3 7/8"	
			<b>A3537</b>	25B11/W	130	White	120/10	CD/2	CC-2V	2500	160	3 7/8"	
	Cand.	<b>S3403</b>	25C11	120	Satin Spun	500/25	Box	C-7A	4000	160	4"		
		<b>S2703</b>	25C11	120	Satin Spun	120/10	CD/1	C-7A	4000	160	4"		
		<b>S3406</b>	25C11/A	120	Amber Spun	500/25	Box	C-7A	4000	-	4"		
		<b>S2706</b>	25C11/A	120	Amber Spun	120/10	CD/1	C-7A	4000	-	4"		
	Med.	<b>S3413</b>	25C15	120	Satin Spun	300/25	Box	C-9	4000	130	4 1/2"		
		<b>S2713</b>	25C15	120	Satin Spun	120/12	CD/1	C-9	4000	130	4 1/2"		
	Cand.	<b>S3274</b>	25CA8	120	Clear	500/25	Box	CC-2V	1500	210	3 5/8"		
		<b>S3774</b>	25CA8	120	Clear	120/10	CD/2	CC-2V	1500	210	3 5/8"		
		<b>A3674</b>	25CA8	130	Clear	500/25	Box	CC-2V	2500	210	3 5/8"		
		<b>A3574</b>	25CA8	130	Clear	120/10	CD/2	CC-2V	2500	210	3 5/8"		
		<b>S3278</b>	25CA8/F	120	Frosted	500/25	Box	CC-2V	1500	200	3 5/8"		
		<b>S3778</b>	25CA8/F	120	Frosted	120/10	CD/2	CC-2V	1500	200	3 5/8"		
		<b>A3678</b>	25CA8/F	130	Frosted	500/25	Box	CC-2V	2500	200	3 5/8"		
		<b>A3578</b>	25CA8/F	130	Frosted	120/10	CD/2	CC-2V	2500	200	3 5/8"		

Incandescent lamps

Have a special requirement? Visit our website at [www.satco.com](http://www.satco.com)

When using a 130 Volt Lamp on a 120 Volt line, life is extended by approx. 2.5 times and lumens are reduced approx. 20%

# Incandescent Lamps



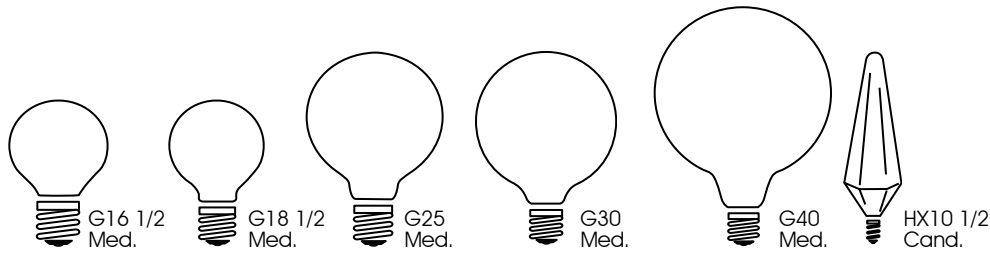
Watts	Bulb	Base	Satco Product Number	Lamp Code	Volts	Finish	Master/Inner Carton	Pkg. Type	Filament	Avg. Rated Hours	Lumens	MOL	Notes	
<b>25</b>	CA9 1/2	Cand.	<b>S4465</b>	KR25CA9 1/2	120	Clear	500/25	Box	CC-2V	2500	212	3 15/16"	1	
	CA10	Cand.	<b>S3868</b>	25CA10/12V	12	Clear	500/25	Box	CC-2V	1500	250	4 1/4"		
		Med.	<b>S3264</b>	25CA10	120	Clear	500/25	Box	CC-2V	1500	210	4 1/4"		
			<b>S3764</b>	25CA10	120	Clear	120/10	CD/2	CC-2V	1500	210	4 1/4"		
			<b>A3664</b>	25CA10	130	Clear	500/25	Box	CC-2V	2500	210	4 1/4"		
			<b>A3564</b>	25CA10	130	Clear	120/10	CD/2	CC-2V	2500	210	4 1/4"		
			<b>S3869</b>	25CA10/12V	12	Clear	500/25	Box	CC-2V	1500	250	4 1/4"		
			<b>S3267</b>	25CA10/F	120	Frosted	500/25	Box	CC-2V	1500	200	4 1/4"		
			<b>S3767</b>	25CA10/F	120	Frosted	120/10	CD/2	CC-2V	1500	200	4 1/4"		
			<b>A3667</b>	25CA10/F	130	Frosted	500/25	Box	CC-2V	2500	200	4 1/4"		
			<b>A3567</b>	25CA10/F	130	Frosted	120/10	CD/2	CC-2V	2500	200	4 1/4"		
		F10	Cand.	<b>S3371</b>	25F10	120	Clear	500/25	Box	C-7A	1500	195	3 1/16"	
				<b>S2771</b>	25F10	120	Clear	120/12	CD/2	C-7A	1500	195	3 1/16"	
				<b>S3372</b>	25F10/W	120	White	500/25	Box	C-7A	1500	185	3 1/16"	
				<b>S2772</b>	25F10/W	120	White	120/12	CD/2	C-7A	1500	185	3 1/16"	
				<b>S3373</b>	25F10/AU	120	Aurora	500/25	Box	C-7A	1500	190	3 1/16"	
				<b>S2773</b>	25F10/AU	120	Aurora	120/12	CD/2	C-7A	1500	190	3 1/16"	
				<b>S3374</b>	25F10/A	120	Amber	500/25	Box	C-7A	1500	-	3 1/16"	
				<b>S2774</b>	25F10/A	120	Amber	120/12	CD/2	C-7A	1500	-	3 1/16"	
		F15	Med.	<b>S3363</b>	25F15	120	Clear	300/25	Box	CC-9	1500	225	4 1/2"	
				<b>S2763</b>	25F15	120	Clear	120/12	CD/2	CC-9	1500	225	4 1/2"	
				<b>S3364</b>	25F15/W	120	White	300/25	Box	CC-9	1500	195	4 1/2"	
				<b>S2764</b>	25F15/W	120	White	120/12	CD/2	CC-9	1500	195	4 1/2"	
				<b>S3365</b>	25F15/AU	120	Aurora	300/25	Box	CC-9	1500	200	4 1/2"	
				<b>S2765</b>	25F15/AU	120	Aurora	120/10	CD/2	CC-9	1500	200	4 1/2"	
			<b>S3366</b>	25F15/A	120	Amber	300/25	Box	CC-9	1500	-	4 1/2"		
	G12 1/2	Cand.	<b>S3846</b>	25G12 1/2	120	Clear	500/25	Box	C-7A	1500	180	2 3/8"		
	G12 1/2 Pear	Cand.	<b>S3863</b>	25G12 1/2/W	120	Sat. White	500/25	Box	C-7A	1500	180	2 3/8"		
			<b>S3751</b>	25G12 1/2/W	120	Sat. White	120/10	CD/2	C-7A	1500	202	2 3/8"		

**Don't see the lamp you need? Call Customer Service 1-800-43-SATCO**

When using a 130 Volt Lamp on a 120 Volt line, life is extended by approx. 2.5 times and lumens are reduced approx. 20%



# Incandescent Lamps



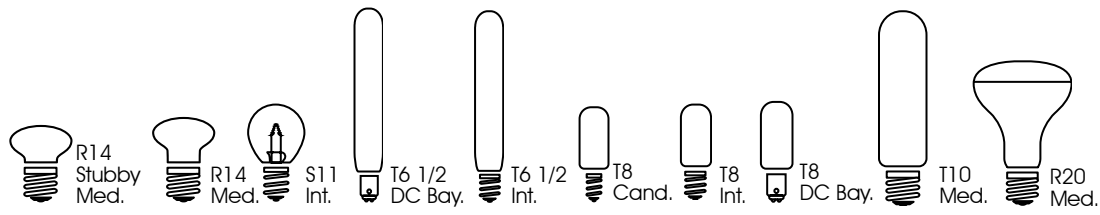
Watts	Bulb	Base	Satco Product Number	Lamp Code	Volts	Finish	Master/Inner Carton	Pkg. Type	Filament	Avg. Rated Hours	Lumens	MOL	Notes
<b>25</b>		Cand.	<b>S3822</b>	25G16 1/2	120	Clear	500/25	Box	C-7A	1500	232	3"	
			<b>S3727</b>	25G16 1/2	120	Clear	120/10	CD/2	C-7A	1500	232	3"	
			<b>S4471</b>	KR25G16 1/2	120	Clear	500/25	Box	CC-2V	2500	212	3"	
			<b>A3922</b>	25G16 1/2	130	Clear	500/25	Box	C-7A	2500	186	3"	
			<b>A3522</b>	25G16 1/2	130	Clear	120/10	CD/2	C-7A	2500	186	3"	
			<b>S3825</b>	25G16 1/2/W	120	Sat. White	500/25	Box	C-7A	1500	202	3"	
			<b>S3753</b>	25G16 1/2/W	120	Sat. White	120/2	CD/2	C-7A	1500	202	3"	
			<b>A3925</b>	25G16 1/2/W	130	Sat. White	500/25	Box	C-7A	2500	162	3"	
			<b>A3525</b>	25G16 1/2/W	130	Sat. White	120/10	CD/2	C-7A	2500	162	3"	
			<b>S3260</b>	25G16 1/2/W	120	Gloss Wht	500/25	Box	C-7A	1500	175	3"	
			<b>S2973</b>	25G16 1/2/MLX	120	Nat Day Frost	50/10	CD/1	CC-2V	2000	220	3"	3
	<b>S3244</b>	25G16 1/2/SL	120	Silver Crown	500/25	Box	CC-2V	1500	232	3"			
		Med.	<b>S3838</b>	25G16 1/2	120	Clear	500/25	Box	CC-2V	1500	210	3 1/4"	
			<b>S4538</b>	25G16 1/2 CL	120	Clear	120/10	CD/1	CC-2V	1500	210	3 1/4"	
			<b>S3841</b>	25G16 1/2	120	Gloss Wht	500/25	Box	CC-2V	1500	160	3 1/4"	
			<b>S4541</b>	25G16 1/2 WH	120	Gloss Wht	120/10	CD/1	CC-2V	1500	160	3 1/4"	
		Med.	<b>S3887</b>	25G18 1/2	120	Clear	250/25	Box	C-9	1500	158	3 1/2"	
			<b>S3827</b>	25G18 1/2/W	120	Gloss Wht	250/25	Box	C-9	1500	120	3 1/2"	
		Med.	<b>S3447</b>	25G25	120	Clear	72/6	Box	CC-9	2500	212	4 3/8"	
			<b>A3647</b>	25G25	130	Clear	72/6	Box	CC-9	3000	193	4 3/8"	
			<b>S3440</b>	25G25/W	120	Gloss Wht	72/6	Box	CC-9	2500	187	4 3/8"	
			<b>A3640</b>	25G25/W	130	Gloss Wht	72/6	Box	CC-9	3000	167	4 3/8"	
			<b>S3860</b>	25G25/SL	120	Silver Crown	72/6	Box	CC-9	1500	170	4 3/8"	
		Med.	<b>S3651</b>	25G30	120	Clear	72/6	Box	CC-9	2500	212	5 1/8"	
			<b>S3653</b>	25G30/W	120	Gloss Wht	72/6	Box	CC-9	2500	187	5 1/8"	
		Med.	<b>S3010</b>	25G40	120	Clear	24/6	Box	C-9	4000	120	6 3/4"	
			<b>S3000</b>	25G40/W	120	Gloss Wht	24/6	Box	C-9	4000	110	6 3/4"	
	Cand.	<b>S3744</b>	25HX10 1/2	120	Clear	120/12	CD/2	C-7A	1500	175	4 15/16"		
		<b>S3746</b>	25HX10 1/2/F	120	Frosted	120/12	CD/2	C-7A	1500	175	4 15/16"		
		<b>S3748</b>	25HX10 1/2/AU	120	Aurora	120/12	CD/2	C-7A	1500	175	4 15/16"		

incandescent lamps

Visit our website at [www.satco.com](http://www.satco.com)

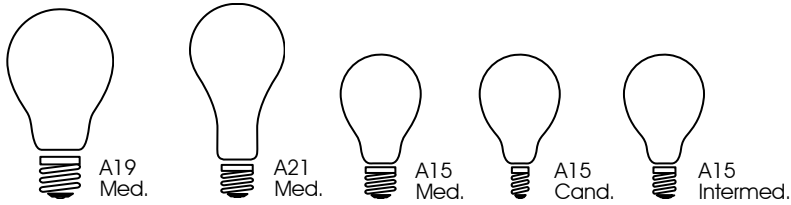
When using a 130 Volt Lamp on a 120 Volt line, life is extended by approx. 2.5 times and lumens are reduced approx. 20%

# Incandescent Lamps



Watts	Bulb	Base	Satco Product Number	Lamp Code	Volts	Finish	Master/Inner Carton	Pkg. Type	Filament	Avg. Rated Hours	Lumens	MOL	Notes		
25		Int.	S3205	25R14N	120	Clear	500/25	Box	CC-2V	1500	135	2 5/8"			
			S4700	25R14N	120	Clear	120/10	CD/1	CC-2V	1500	135	2 5/8"			
		R14 Med. Stubby		S3601	25R14	120	Clear	500/25	Box	CC-2V	1500	135	2 1/4"		
		Med.	S3604	25R14	120	Clear	500/25	Box	CC-2V	1500	135	2 5/8"			
			S4704	25R14	120	Clear	120/10	CD/1	CC-2V	1500	135	2 5/8"			
		S11	Int.	S3630	25S11/N		Clear	600/10	Box	CC-2V	1500	210	2 3/8"		
		DC Bay.	S3248	25T6 1/2/DC	130	Clear	500/25	Box	C-8	1500	180	5 3/8"			
			S3711	25T6 1/2/DC	130	Clear	120/10	CD/1	C-8	1500	180	5 3/8"			
			S3249	25T6 1/2/DC/F	130	Frosted	500/25	Box	C-8	1500	170	5 3/8"			
			S3713	25T6 1/2/DC/F	130	Frosted	120/10	CD/1	C-8	1500	170	5 3/8"			
				Int.	S3222	25T6 1/2N	130	Clear	500/25	Box	C-8	1500	180	5 3/8"	
					S3708	25T6 1/2N	130	Clear	120/10	CD/1	C-8	1500	180	5 3/8"	
					S3223	25T6 1/2N/F	130	Frosted	500/25	Box	C-8	1500	170	5 3/8"	
					S3709	25T6 1/2N/F	130	Frosted	120/10	CD/1	C-8	1500	170	5 3/8"	
		Cand.	S3907	25T8/C	130	Clear	120/10	Sleeve/10	C-5A	2500	190	2 5/8"			
				Int.	S3908	25T8/N	130	Clear	120/10	Sleeve/10	C-5A	2500	190	2 5/8"	
					S4720	25T8/N	130	Clear	120/12	CD/1	C-5A	2500	190	2 5/8"	
						DC Bay.	S3909	25T8/DC	130	Clear	120/10	Sleeve/10	C-5A	2500	190
	S4721	25T8/DC	130	Clear			120/12	CD/1	C-5A	2500	190	2 5/8"			
		Med.	S3250	25T10	120	Clear	500/25	Box	C-5V	1000	210	5 3/16"			
S3700			25T10	120	Clear	120/10	CD/1	C-5V	1000	210	5 3/16"				
S3251			25T10/F	120	Frosted	500/25	Box	C-5V	1000	200	5 3/16"				
S3701			25T10/F	120	Frosted	120/10	CD/1	C-5V	1000	200	5 3/16"				
30		Med.	S3210	30R20	120	Frosted	96/12	Sleeve	CC-9	2000	185	4"			
			S2810	30R20	130	Frosted	96/12	Sleeve	CC-9	2000	185	4"			

# Incandescent Lamps



incandescent lamps

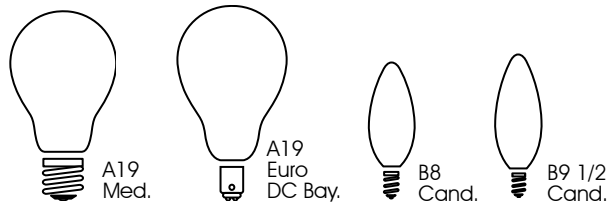
Watts	Bulb	Base	Satco Product Number	Lamp Code	Volts	Finish	Master/Inner Carton	Pkg. Type	Filament	Avg. Rated Hours	Lumens	MOL	Notes	
<b>30/ 70/ 100</b>		A19 Med.	<b>S1824</b>	30/100A19/W <i>Reduced Size</i>	120	White	36/12	Sleeve	CC-8	2500	250/ 700/ 950	4 1/8"		
		A21 Med.	<b>S1820</b>	30/100A21/W	120	White	36/12	Sleeve	CC-2V/C-9	2500	250/ 700/ 950	5 1/16"		
<b>34</b>		A19 Med.	<b>S4460</b> ▲	40A/34/SS	120	Frosted	48	4pk	CC-8	1500	385	4 7/16"		
			<b>S4990</b> ▲	40A/34/SS	130	Frosted	48	4pk	CC-8	1500	375	4 7/16"		
<b>38</b>		A19 Med.	<b>S2501</b>	38A/19/CL	120	Clear	120	2pk	CC-8	1000	460	4 1/8"		
			<b>S2511</b>	38A/19/FR	120	Frosted	120	2pk	CC-8	1000	460	4 1/8"		
<b>40</b>		A15 Med.	<b>S3810</b>	40A15/CL	130	Clear	500/25	Box	C-9	2500	290	3 1/2"		
			<b>S3720</b>	40A15/CL	130	Clear	240/20	CD/1	C-9	2500	290	3 1/2"		
			<b>S3811</b>	40A15/F	130	Frosted	500/25	Box	C-9	2500	280	3 1/2"		
			<b>S3721</b>	40A15/F	130	Frosted	240/20	CD/1	C-9	2500	280	3 1/2"		
			<b>S4881</b>	40A15/TF	130	Frost ShatterPrf	500/25	Box	C-9	2500	280	3 1/2"	4	
			<b>S2976</b> ■	40A15/MLX	120	Nat Day Frost	50/10	CD/1	C-9	5000	300	3 1/2"	3	
			A15 Cand.	<b>S4160</b>	40A15/CL/E12S	130	Clear	500/25	Box	C-9	1000	430	3.36"	
			<b>S2740</b>	40A15/CL/E17	120	Clear	120/10	CD/2	C-9	1000	430	3.36"		
			<b>S4161</b>	40A15/F/E12S	130	Frosted	500/25	Box	C-9	1000	430	3.36"		
			<b>S2741</b>	40A15/F/E17	120	Frosted	120/10	CD/2	C-9	1000	430	3.36"		
	Intermed.		<b>S4164</b>	40A15/CL/E17	130	Clear	500/25	Box	C-9	1000	430	3.36"		
		<b>S2744</b>	40A15/CL/E17	120	Clear	120/10	CD/2	C-9	1000	430	3.36"			
		<b>S4165</b>	40A15/F/E17	130	Frosted	500/25	Box	C-9	1000	430	3.36"			
		<b>S2745</b>	40A15/F/E17	120	Frosted	120/10	CD/2	C-9	1000	430	3.36"			

**SHATTER PROOF**

Have a special requirement? Visit our website at [www.satco.com](http://www.satco.com)

When using a 130 Volt Lamp on a 120 Volt line, life is extended by approx. 2.5 times and lumens are reduced approx. 20%

# Incandescent Lamps



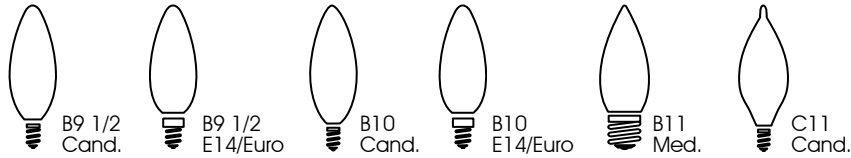
incandescent lamps

Watts	Bulb	Base	Satco Product Number	Lamp Code	Volts	Finish	Master/Inner Carton	Pkg. Type	Filament	Avg. Rated Hours	Lumens	MOL	Notes
40		Med	S6041	40A19/CL	120	Clear	120	2pk	C-9	2500	340	4 1/8"	
			S3941	40A19/CL	130	Clear	120	2pk	C-9	2500	320	4 1/8"	
			S4020	40A19/CL	130	Clear	30 4pk	4pk	C-9	1000	320	4 1/8"	
			S8502	40A19/CL	130	Clear	120	4pk	C-9	5000	280	4 1/8"	
			S8510	40A19/CL/20M	120	Clear	24	4pk	C-9	20000	200	4 1/8"	
			S6051	40A19/F	120	Frosted	120	2pk	C-9	2500	340	4 1/8"	
			S1711	40A19/F	120	Frosted	48	4pk	C-9	1500	340	4 1/8"	
			S3951	40A19/F	130	Frosted	120	2pk	C-9	2500	320	4 1/8"	
			S8501	40A19/F	130	Frosted	120	4pk	C-9	5000	280	4 1/8"	
			S8509	40A19/F/20M	120	Frosted	24	4pk	C-9	20000	200	4 1/8"	
			S1810	40A19/W	120	White	48	4pk	C-9	1500	280	4 1/8"	
			S3991	40A19/W	130	White	40 3pk	3pk	C-9	1250	288	4 1/8"	
			S4010	40A19/W	130	White	30 4pk	4pk	C-9	1000	288	4 1/8"	
			S3859	40A/Bug	130	Yellow	24	2pk	C-9	2000	-	4 1/8"	
			S4980	40A/R	130	Cer Red	24/12	Sleeve	C-9	1000	-	4 1/8"	
	S4981	40A/B	130	Cer Blue	24/12	Sleeve	C-9	1000	-	4 1/8"			
	S4982	40A/G	130	Cer Grn	24/12	Sleeve	C-9	1000	-	4 1/8"			
	S4983	40A/Y	130	Cer Yellow	24/12	Sleeve	C-9	1000	-	4 1/8"			
	S4076	40A19/W/230V	230	White	120	Box	CC-2F	2500	330	4 1/8"			
		Euro DC Bay.	S5030	40A19/F	130	Frosted	120	Box	CC-6	2500	330	4 1/8"	
			S5040	40A19/F/230V	230	Frosted	120	Box	CC-2F	2500	330	4 1/8"	
		B8 Cand.	S3347	40B8/Petite	130	Clear	500/25	Box	CC-2V	1500	384	3"	
			S3283	40B9 1/2	120	Clear	500/25	Box	CC-2V	1500	384	3 1/2"	
		B9 1/2 Cand.	S3783	40B9 1/2	120	Clear	120/10	CD/2	CC-2V	1500	384	3 1/2"	
			S4996	KR40B9 1/2	120	Clear	500/25	Box	CC-2V	2500	440	3 7/8"	1
			A3683	40B9 1/2	130	Clear	500/25	Box	CC-2V	2500	384	3 1/2"	
			A3583	40B9 1/2	130	Clear	120/10	CD/2	CC-2V	2500	384	3 1/2"	
			S3286	40B9 1/2/F	120	Frosted	500/25	Box	CC-2V	1500	384	3 1/2"	
S3786			40B9 1/2/F	120	Frosted	120/10	CD/2	CC-2V	1500	384	3 1/2"		
A3686			40B9 1/2/F	130	Frosted	500/25	Box	CC-2V	2500	384	3 1/2"		
A3586			40B9 1/2/F	130	Frosted	120/10	CD/2	CC-2V	2500	384	3 1/2"		
S3289			40B9 1/2/W	120	White	500/25	Box	CC-2V	1500	328	3 1/2"		
S3789			40B9 1/2/W	120	White	120/10	CD/2	CC-2V	1500	328	3 1/2"		

Don't see the lamp you need? Call Customer Service 1-800-43-SATCO

When using a 130 Volt Lamp on a 120 Volt line, life is extended by approx. 2.5 times and lumens are reduced approx. 20%

# Incandescent Lamps



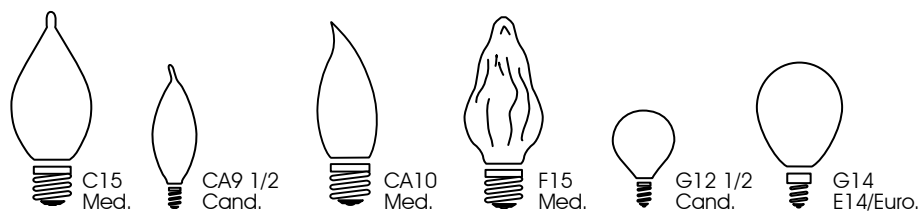
incandescent lamps

Watts	Bulb	Base	Satco Product Number	Lamp Code	Volts	Finish	Master/Inner Carton	Pkg. Type	Filament	Avg. Rated Hours	Lumens	MOL	Notes		
40		Cand.	A3689	40B9 1/2/W	130	White	500/25	Box	CC-2V	2500	328	3 1/2"			
			A3589	40B9 1/2/W	130	White	120/10	CD/2	CC-2V	2500	328	3 1/2"			
			S3725	40B9 1/2/DIA	120	Cl. Crystal Cut	120/10	CD/2	CC-2V	1500	370	3 7/8"			
			S3818	40B9 1/2/A	120	Trans Amber	500/25	Box	CC-2V	1500	-	3 1/2"			
		E14 Euro.	S3391	40B9 1/2	120	Clear	500/25	Box	CC-2V	1500	370	3 1/2"			
			S4712	40B9 1/2	120	Clear	120/10	CD/2	CC-2V	1500	370	3 1/2"			
			S3381	40B9 1/2/F	120	Frosted	500/25	Box	CC-2V	1500	360	3 1/2"			
			S4715	40B9 1/2/F	120	Frosted	120/10	CD/2	CC-2V	1500	360	3 1/2"			
		Cand.	S2971	40B10/VLX	120	Nat Day Frost	50/10	CD/1	CC-2V	2000	370	3 7/8"	3		
			S3387	40B10/220V	220	Clear	500/25	Box	CC-2F	1000	330	3 3/4"			
			S3385	40B10/F/220V	220	Frosted	500/25	Box	CC-2F	1000	330	3 3/4"			
		E14/Euro.	S3394	40B10/220V	220	Clear	500/25	Box	CC-2F	1000	330	3 3/4"			
				Med.	S3232	40B11	120	Clear	500/25	Box	CC-2V	1500	370	3 7/8"	
					S3732	40B11	120	Clear	120/10	CD/2	CC-2V	1500	370	3 7/8"	
	S4469	KR40B11			120	Clear	500/25	Box	CC-2V	2500	380	3 7/8"	1		
	S4740	40B10/FAN			120	Fan Bulb Clear	120/12	CD/2	CC-2V	2000	370	3 7/8"			
		Med.	A3632	40B11	130	Clear	500/25	Box	CC-2V	2500	370	3 7/8"			
			A3532	40B11	130	Clear	120/10	CD/2	CC-2V	2500	370	3 7/8"			
			S3235	40B11/F	120	Frosted	500/25	Box	CC-2V	1500	360	3 7/8"			
			S3735	40B11/F	120	Frosted	120/10	CD/2	CC-2V	1500	360	3 7/8"			
S4742			40B10/FAN/F	120	Fan Bulb Frosted	120/12	CD/2	CC-2V	2000	360	3 7/8"				
A3635			40B11/F	130	Frosted	500/25	Box	CC-2V	2500	360	3 7/8"				
A3535			40B11/F	130	Frosted	120/10	CD/2	CC-2V	2500	360	3 7/8"				
S3238			40B11/W	120	White	500/25	Box	CC-2V	1500	330	3 7/8"				
S3738			40B11/W	120	White	120/10	CD/2	CC-2V	1500	330	3 7/8"				
A3638			40B11/W	130	White	500/25	Box	CC-2V	2500	320	3 7/8"				
A3538			40B11/W	130	White	120/10	CD/2	CC-2V	2500	320	3 7/8"				
S3384			40B11/230V	230	Clear	500/25	Box	CC-2F	1000	370	3 7/8"				
	Cand.	S3404	40C11	120	Satin Spun	500/25	Box	C-7A	4000	310	4"				
		S2704	40C11	120	Satin Spun	120/12	CD/1	C-7A	4000	310	4"				







Visit our website at [www.satco.com](http://www.satco.com)

When using a 130 Volt Lamp on a 120 Volt line, life is extended by approx. 2.5 times and lumens are reduced approx. 20%

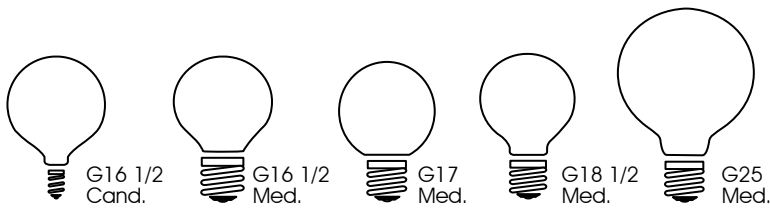
# Incandescent Lamps



incandescent lamps

Watts	Bulb	Base	Satco Product Number	Lamp Code	Volts	Finish	Master/Inner Carton	Pkg. Type	Filament	Avg. Rated Hours	Lumens	MOL	Notes
40		Med.	S3414	40C15	120	Satin Spun	300/25	Box	C-7A	4000	230	4 1/2"	
			S2714	40C15	120	Satin Spun	120/12	CD/1	C-7A	4000	230	4 1/2"	
			S3416	40C15/A	120	Amber Spun	300/25	Box	C-7A	4000	-	4 1/2"	
			S2716	40C15/A	120	Amber Spun	120/12	CD/1	C-7A	4000	-	4 1/2"	
		CA9 1/2 Cand.	S3275	40CA9 1/2	120	Clear	500/25	Box	CC-2V	1500	370	3 7/8"	
			S3775	40CA9 1/2	120	Clear	120/10	CD/2	CC-2V	1500	370	3 7/8"	
			S4466	KR40CA9 1/2	120	Clear	500/25	Box	CC-2V	2500	380	3 15/16"	1
			A3675	40CA9 1/2	130	Clear	500/25	Box	CC-2V	2500	370	3 15/16"	
			A3575	40CA9 1/2	130	Clear	120/10	CD/2	CC-2V	2500	370	3 15/16"	
			S3279	40CA9 1/2/F	120	Frosted	500/25	Box	CC-2V	1500	384	3 15/16"	
			S3779	40CA9 1/2/F	120	Frosted	120/10	CD/2	CC-2V	1500	384	3 15/16"	
			A3679	40CA9 1/2/F	130	Frosted	500/25	Box	CC-2V	2500	350	3 15/16"	
			A3579	40CA9 1/2/F	130	Frosted	120/10	CD/2	CC-2V	2500	350	3 15/16"	
		CA10 Med.	S3265	40CA10	120	Clear	500/25	Box	CC-2V	1500	370	4 1/4"	
			S3765	40CA10	120	Clear	120/10	CD/2	CC-2V	1500	370	4 1/4"	
			A3665	40CA10	130	Clear	500/25	Box	CC-2V	2500	370	4 1/4"	
			A3565	40CA10	130	Clear	120/10	CD/2	CC-2V	2500	370	4 1/4"	
			S3268	40CA10/F	120	Frosted	500/25	Box	CC-2V	1500	360	4 1/4"	
			S3768	40CA10/F	120	Frosted	120/10	CD/2	CC-2V	1500	360	4 1/4"	
			A3668	40CA10/F	130	Frosted	500/25	Box	CC-2V	2500	360	4 1/4"	
			A3568	40CA10/F	130	Frosted	120/10	CD/2	CC-2V	2500	360	4 1/4"	
		F15 Med.	S3367	40F15	120	Clear	300/25	Box	CC-9	1500	420	4 1/2"	
			S2767	40F15	120	Clear	120/12	CD/2	CC-9	1500	420	4 1/2"	
			S3368	40F15/W	120	White	300/25	Box	CC-9	1500	372	4 1/2"	
S2768			40F15/W	120	White	120/12	CD/2	CC-9	1500	372	4 1/2"		
S3369			40F15/AU	120	Aurora	300/25	Box	CC-9	1500	420	4 1/2"		
S2769			40F15/AU	120	Aurora	120/12	CD/2	CC-9	1500	420	4 1/2"		
S3370			40F15/A	120	Amber	300/25	Box	CC-9	1500	-	4 1/2"		
S2770			40F15/A	120	Amber	120/12	CD/2	CC-9	1500	-	4 1/2"		
	G12 1/2 Cand.	S3847	40G12 1/2	120	Clear	500/25	Box	C-7A	1500	370	2 3/8"		
	G14 E14/Euro.	S3397	40G14	130	Clear	500/25	Box	CC-9	1000	360	3 1/8"		
		S4707	40G14	130	Clear	120/10	CD/2	CC-9	1000	360	3 1/8"		
		S3398	40G14/W	120	Gloss Wht	500/25	Box	CC-9	1000	320	3 1/8"		
		S4708	40G14/W	130	Gloss Wht	120/10	CD/2	CC-9	1000	320	3 1/8"		

# Incandescent Lamps



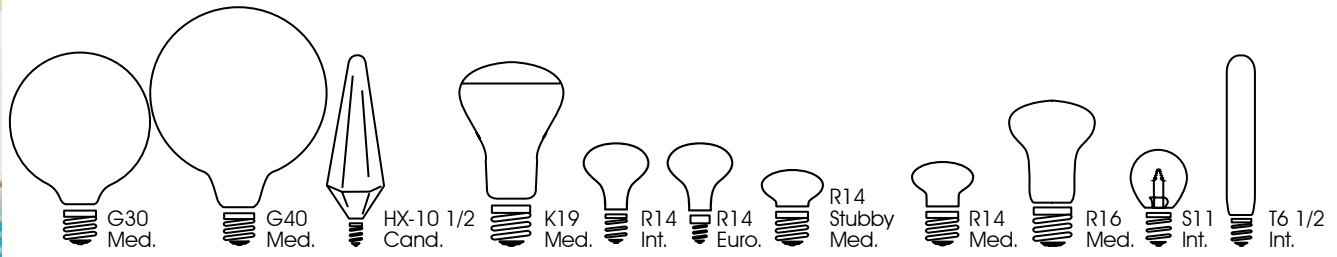
Watts	Bulb	Base	Satco Product Number	Lamp Code	Volts	Finish	Master/Inner Carton	Pkg. Type	Filament	Avg. Rated Hours	Lumens	MOL	Notes
40		Cand.	S3823	40G16 1/2	120	Clear	500/25	Box	CC-2V	1500	384	3"	
			S3728	40G16 1/2	120	Clear	120/10	CD/2	CC-2V	1500	384	3"	
			S4472	KR40G16 1/2	120	Clear	500/25	Box	CC-2V	2500	380	3"	
			A3923	40G16 1/2	130	Clear	500/25	Box	CC-2V	2500	360	3"	
			A3523	40G16 1/2	130	Clear	120/10	CD/2	CC-2V	2500	360	3"	
			S3826	40G16 1/2/W	120	Sat. White	500/25	Box	CC-2V	1500	348	3"	
			S3754	40G16 1/2/W	120	Sat. White	120/10	CD/2	CC-2V	1500	348	3"	
			A3926	40G16 1/2/W	130	Sat. White	500/25	Box	CC-2V	2500	325	3"	
			A3526	40G16 1/2/W	130	Sat. White	120/10	CD/2	CC-2V	2500	325	3"	
			S3261	40G16 1/2/W	120	Gloss Wht	500/25	Box	CC-2V	1500	348	3"	
			S2974	40G16 1/2/VLX	120	Nat Day Frost	50/10	CD/1	CC-2V	2000	370	3"	3
			S3245	40G16 1/2/SL	120	Silver Crown	500/25	Box	CC-2V	1500	384	3"	
		Med.	S3839	40G16 1/2	120	Clear	500/25	Box	CC-2V	1500	370	3 1/4"	
			S4539	40G16 1/2	120	Clear	120/10	CD/1	CC-2V	1500	370	3 1/4"	
			S3839	40G16 1/2/W	120	Gloss Wht	500/25	Box	CC-2V	1500	320	3 1/4"	
			S4542	40G16 1/2/W	120	Gloss Wht	120/10	CD/1	CC-2V	1500	320	3 1/4"	
		Med	S3967	40G17/IF	130	Inside Frst	500/25	Box	CC-9	1000	348	3 1/8"	
			S4709	40G17/IF	130	Inside Frst	120/10	CD/1	CC-9	1000	348	3 1/8"	
			S3968	40G17/W	130	Gloss Wht	500/25	Box	CC-9	1000	348	3 1/8"	
			S4710	40G17/W	130	Gloss Wht	120/10	CD/1	CC-9	1000	348	3 1/8"	
		Med.	S3888	40G18 1/2	120	Clear	250/25	Box	C-9	1500	368	3 1/2"	
			S3828	40G18 1/2/W	120	Gloss Wht	250/25	Box	C-9	1500	280	3 1/2"	
		Med.	S3448	40G25	120	Clear	72/6	Box	CC-9	2500	384	4 3/8'	
			S4048	40G25/3PK	120	Clear	40 3pk	3pk	CC-9	2500	384	4 3/8'	
			A3648	40G25	130	Clear	72/6	Box	CC-9	3000	360	4 3/8'	
			A4148	40G25/3PK	130	Clear	40 3pk	3pk	CC-9	3000	360	4 3/8'	
			A3644	40G25/220V	220	Clear	72/6	Box	CC-9	2500	212	4 3/8'	
			S3441	40G25/W	120	Gloss Wht	72/6	Box	CC-9	2500	340	4 3/8'	
			S4041	40G25/W/3PK	120	Gloss Wht	40 3pk	3pk	CC-9	2500	340	4 3/8'	
			A3641	40G25/W	130	Gloss Wht	72/6	Box	CC-9	3000	320	4 3/8'	
			A4141	40G25/W/3PK	130	Gloss Wht	40 3pk	3pk	CC-9	3000	320	4 3/8'	
			A3645	40G25/W/220V	220	Gloss Wht	72/6	Box	CC-9	2500	187	4 3/8'	
			S3861	40G25/SL	120	Silver Crown	72/6	Box	CC-9	1500	280	4 3/8'	
			S4815	40G25/VLX	120	Nat Day Frost	50/10	Box	C-9	5000	320	4 3/8'	3

Incandescent lamps

Have a special requirement? Visit our website at [www.satco.com](http://www.satco.com)

When using a 130 Volt Lamp on a 120 Volt line, life is extended by approx. 2.5 times and lumens are reduced approx. 20%

# Incandescent Lamps



incandescent lamps

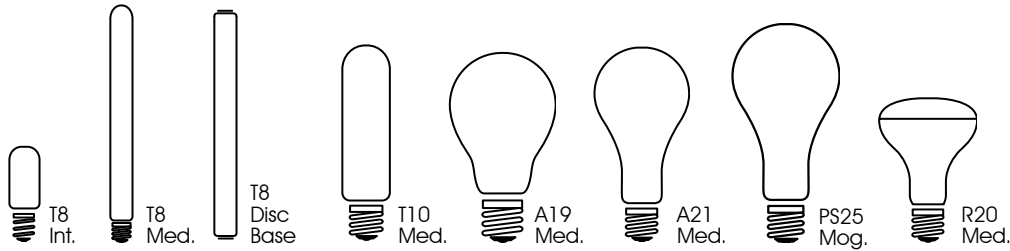
Watts	Bulb	Base	Satco Product Number	Lamp Code	Volts	Finish	Master/Inner Carton	Pkg. Type	Filament	Avg. Rated Hours	Lumens	MOL	Notes
40		Med.	S3652	40G30	120	Clear	72/6	Box	CC-9	2500	384	5 1/8"	
			S3671	40G30/W	120	Gloss Wht	72/6	Box	CC-9	2500	320	5 1/8"	
		Med.	S3011	40G40	120	Clear	24/6	Box	C-9	4000	300	6 3/4"	
			S3001	40G40/W	120	Gloss Wht	24/6	Box	C-9	4000	280	6 3/4"	
		Cand.	S3745	40HX10 1/2	120	Clear	120/12	CD/2	C-7A	1500	360	4 1/2"	
			S3747	40HX10 1/2/F	120	Frosted	120/12	CD/2	C-7A	1500	360	4 15/16"	
			S3749	40HX10 1/2/AU	120	Aurora	120/12	CD/2	C-7A	1500	360	4 15/16"	
		Med.	S4976	40K19/2PK	120	White	12 2pk	2pk	C-9	1500	260	4 1/8"	
		Int.	S3215	40R14N	120	Clear	500/25	Box	CC-2V	1500	280	2 5/8"	
			S4701	40R14N	120	Clear	120/10	CD/1	CC-2V	1500	280	2 5/8"	
		E14/Euro.	S3396	40R14/E14	130	Clear	500/25	Box	CC-2V	1500	280	2 5/8"	
			S4706	40R14/E14	130	Clear	120/10	CD/1	CC-2V	1500	280	2 5/8"	
		Med	S3602	40R14	120	Clear	500/25	Box	CC-2V	1500	280	2 1/4"	
		Med	S3605	40R14	120	Clear	500/25	Box	CC-2V	1500	280	2 5/8"	
			S4705	40R14	120	Clear	120/10	CD/1	CC-2V	1500	280	2 5/8"	
		Med.	S3214	40R16	120	Frosted	500/25	Box	C-9	1500	280	3 7/16"	
			S4702	40R16	120	Frosted	120/10	CD/1	C-9	1500	280	3 7/16"	
		Int.	S3629	40S11/N		Clear	600/10	Box	CC-2V	1500	370	2 3/8"	
S3729			40S11/N		Clear	240/20	CD/1	CC-2V	1500	370	2 3/8"		
	Int.	S3224	40T6 1/2/N	130	Clear	500/25	Box	C-8	1500	350	5 3/8"		
		S3710	40T6 1/2/N	130	Clear	120/10	CD/1	C-8	1500	350	5 3/8"		
		S3225	40T6 1/2/N/F	130	Frosted	500/25	Box	C-8	1500	340	5 3/8"		
		S3712	40T6 1/2/N/F	130	Frosted	120/10	CD/1	C-8	1500	340	5 3/8"		

Don't see the lamp you need? Call Customer Service 1-800-43-SATCO

When using a 130 Volt Lamp on a 120 Volt line, life is extended by approx. 2.5 times and lumens are reduced approx. 20%



# Incandescent Lamps



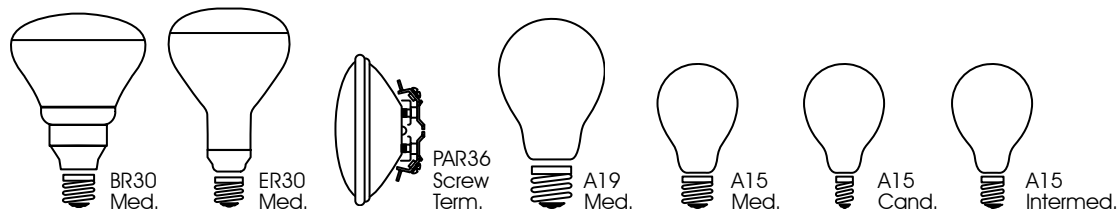
Watts	Bulb	Base	Satco Product Number	Lamp Code	Volts	Finish	Master/Inner Carton	Pkg. Type	Filament	Avg. Rated Hours	Lumens	MOL	Notes
40	 T8 Int.  T8 Med.  T8 Disc Base* *To be discontinued	Int.	<b>S3917</b>	40T8N	130	Microwave Clear	120/10	CD/1	CC-2V	2000		2 5/8"	
		Med.	<b>S2977</b> ■	40T8	130	Clear Showcase	10	Box	C-8	2000	265	12"	
			<b>S2980</b> ▲	L40	120	Clear Lumiline	24	Sleeve	C-8	1500	325	11 3/4"	
			<b>*S2981</b> ▲	L40/W	120	White Lumiline	12	Sleeve	C-8	1500	295	11 3/4"	
		T10 Med.	<b>S3252</b>	40T10	120	Clear	500/25	Box	C-5V	1000	300	5 5/8"	
			<b>S3702</b>	40T10	120	Clear	120/10	CD/1	C-5V	1000	300	5 5/8"	
			<b>S3253</b>	40T10/F	120	Frosted	500/25	Box	C-5V	1000	290	5 5/8"	
			<b>S3703</b>	40T10/F	120	Frosted	120/10	CD/1	C-5V	1000	290	5 5/8"	
45	 R20 Med.		<b>S3229</b>	45R20	120	Frosted	96/12	Sleeve	CC-9	2000	330	4"	
			<b>S3849</b>	45R20	130	Frosted	96/12	Sleeve	CC-9	2000	330	4"	
			<b>S8519</b>	45R20	130	Frosted	96/12	Sleeve	C-9	5000	300	4"	4
50	 A19 Med.		<b>S5011</b>	50A19/F/12V	12	Frosted	120/6	Box	C-6	1500	540	4 1/8"	
			<b>S5021</b>	50A19/F/34V	34	Frosted	120/6	Box	C-6	1500	540	4 1/8"	
			<b>S3969</b>	50A/RS	130	Frosted	24	2pk	C-9	2500	320	4 1/8"	
50/100/150	 A21 Med.		<b>S1821</b>	50/150A21/W	120	White	36/12	Sleeve	CC-2V/C-9	2500	520/1050/1570	5 5/16"	
			<b>S2985</b> ▲	50/150A21/PK	120	Soft Pink 3-way	12	Sleeve	CC-8	1200	-	5 5/16"	
			<b>S4823</b> ■	50/150A21/MLX	120	Nat Day Frost	50/10	Box	C-9	5000	350/910/1260	6 3/4"	3
50/100/150	 PS25 Mog.		<b>S1825</b>	50/150A21/F	120	Frosted	36/12	Sleeve	CC-2V/C-9	2500	550/1300/1850	6 3/4"	
50/200/250	 A21 Med.		<b>S1823</b> ▲	50/250A21/W	120	White	12	Sleeve	C-9	1500		5 5/16"	
50	 R20 Med. <b>SHATTER PROOF</b>		<b>S4886</b>	50R20/TF	120	Frosted ShatterPrf	96/12	Sleeve	CC-9	2000	375	4"	4
			<b>S3200</b>	50R20/R	130	Red	96/12	Sleeve	CC-9	2000	-	4"	
			<b>S3201</b>	50R20/G	130	Green	96/12	Sleeve	CC-9	2000	-	4"	
			<b>S3202</b>	50R20/B	130	Blue	96/12	Sleeve	CC-9	2000	-	4"	
			<b>S3203</b>	50R20/A	130	Amber	96/12	Sleeve	CC-9	2000	-	4"	
			<b>S3212</b>	50R20/PK	130	Pink	96/12	Sleeve	CC-9	2000	-	4"	
			<b>S2850</b>	50R20/GRO	120	Blue	96/12	Box	C-9	2000	-	4"	

incandescent lamps

Visit our website at [www.satco.com](http://www.satco.com)

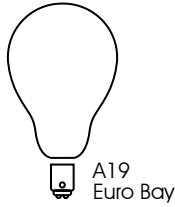
When using a 130 Volt Lamp on a 120 Volt line, life is extended by approx. 2.5 times and lumens are reduced approx. 20%

# Incandescent Lamps



Watts	Bulb	Base	Satco Product Number	Lamp Code	Volts	Finish	Master/Inner Carton	Pkg. Type	Filament	Avg. Rated Hours	Lumens	MOL	Notes
50		BR30 Med.	<b>S3259</b>	50BR30/FL	120	Frosted	96/12	Sleeve	CC-9	2000	550	5 3/8"	
		ER30 Med.	<b>S4956</b>	50ER30	130	Frosted	24	Sleeve	CC-6	2000	310	6 1/8"	
		PAR36 Screw Term.	<b>S4805</b> ▲	50PAR36/NSP	12	Clear	12	Box	C-6	2000	330	2 3/4"	
			<b>S4804</b> ▲	50PAR36/WFL	12	Clear	12	Box	C-6	2000	330	2 3/4"	
52		A19 Med.	<b>S4461</b> ▲	60A/52/SS	120	Frosted	48	4pk	CC-8	1500	745	4 7/16"	
			<b>S4991</b> ▲	60A/52/SS	130	Frosted	48	4pk	CC-8	1500	740	4 7/16"	
57		A19 Med.	<b>S2502</b>	57A19/CL	120	Clear	120	2pk	CC-8	1000	825	4 1/2"	
			<b>S2512</b>	57A19/FR	120	Frosted	120	2pk	CC-8	1000	825	4 1/2"	
60		A15 Med.	<b>S3870</b>	60A15/CL	130	Clear	500/25	Box	C-9	2500	580	3 1/2"	
			<b>S3739</b>	60A15/CL	130	Clear	240/20	CD/1	C-9	2500	580	3 1/2"	
			<b>S3871</b>	60A15/F	130	Frosted	500/25	Box	C-9	2500	530	3 1/2"	
			<b>S3740</b>	60A15/F	130	Frosted	240/20	CD/1	C-9	2500	530	3 1/2"	
			<b>S4882</b>	60A15/TF	130	Frosted ShatterPrf	500/25	Box	C-9	2500	530	3 1/2"	
			<b>SHATTER PROOF</b>										
A15		A15 Cand.	<b>S4162</b>	60A15/CL/E12S	130	Clear	500/25	Box	C-9	1000	700	3.36"	
			<b>S2742</b>	60A15/CL/E12S	120	Clear	120/10	CD/1	C-9	1000	700	3.36"	
			<b>S4163</b>	60A15/F/E12S	130	Frosted	500/25	Box	C-9	1000	700	3.36"	
			<b>S2743</b>	60A15/F/E12S	120	Frosted	120/10	CD/1	C-9	1000	700	3.36"	
A15		A15 Intermed.	<b>S4166</b>	60A15/CL/E17	130	Clear	500/25	Box	C-9	1000	700	3.36"	
			<b>S2746</b>	60A15/CL/E17	120	Clear	120/10	CD/1	C-9	1000	700	3.36"	
			<b>S4167</b>	60A15/F/E17	130	Frosted	500/25	Box	C-9	1000	700	3.36"	
			<b>S2747</b>	60A15/F/E17	120	Frosted	120/10	CD/1	C-9	1000	700	3.36"	

# Incandescent Lamps



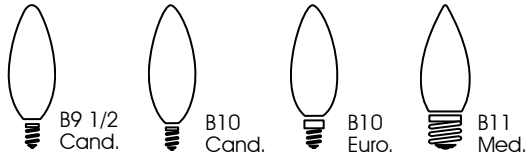
incandescent lamps

Watts	Bulb	Base	Satco Product Number	Lamp Code	Volts	Finish	Master/Inner Carton	Pkg. Type	Filament	Avg. Rated Hours	Lumens	MOL	Notes
60	A19	Med.	S6042	60A19/CL	120	Clear	120	2pk	C-9	2500	610	4 1/8"	
			S3942	60A19/CL	130	Clear	120	2pk	C-9	2500	580	4 1/8"	
			S4021	60A19/CL	130	Clear	30 4pks	4pk	C-9	1000	640	4 1/8"	
			S6052	60A19/F	120	Frosted	120	2pk	C-9	2500	610	4 1/8"	
			S8504	60A19/CL	130	Clear	120	4pk	C-9	5000	540	4 1/8"	
			S8512	60A19/F/20M	120	Frosted	24	4pk	C-9	20000	440	4 1/8"	
			S1712	60A19/F	120	Frosted	48	4pk	C-9	1500	610	4 1/8"	
			S3952	60A19/F	130	Frosted	120	2pk	C-9	2500	580	4 1/8"	
			S8503	60A19/F	130	Frosted	120	4pk	C-9	5000	540	4 1/8"	
			S8511	60A19/F/20M	120	Frosted	24	4pk	C-9	20000	480	4 1/8"	
			S1811	60A19/W	120	White	48	4pk	C-9	1500	550	4 1/8"	
			S3992	60A19/W	120	White	40 3pks	3pk	C-9	1250	576	4 1/8"	
			S4011	60A19/W	130	White	30 4pks	4pk	C-9	1000	576	4 1/8"	
			S4817	60A19/CL/MLX	120	Nat Day Clear	50/10	Box	C-9	5000	465	4 1/8"	3
			S4816	60A19/MLX	120	Nat Day Frost	50/10	Box	C-9	5000	465	4 1/8"	3
			S2992	60A19TS/8M/SS	120	Clear Extra Long Life	120/6	Sleeve	C-11V	8000	595	4 7/16"	2
			S2984	60A/SPK	120	Soft Pink	24	Sleeve	CC-8	1000	-	4 7/16"	
			S2991	60A/GRO	120	GRO	6	Sleeve	C-9	1000	-	4 7/16"	
			S3938	60A/Bug	130	Yellow	24	2pk	C-9	2000	-	4 1/8"	
			S8522	60A19/RS	130	Frosted	120	4pk	C-9	5000	470	4 1/8"	
			<b>SHATTER PROOF</b> S3927	60A/RS/TF/2PK	130	Frost ShatterPrf	12 2pks	2pk	C-9	5000	520	4 1/8"	4
			S3955	60A/SL	130	Silver Crown	24	Box	C-9	1500	580	4 1/8"	
			S4984	60A/R	130	Cer Red	24/12	Sleeve	C-9	1000	-	4 1/8"	
			S4985	60A/B	130	Cer Blue	24/12	Sleeve	C-9	1000	-	4 1/8"	
			S4986	60A/G	130	Cer Green	24/12	Sleeve	C-9	1000	-	4 1/8"	
			S4987	60A/Y	130	Cer Yel	24/12	Sleeve	C-9	1000	-	4 1/8"	
			S4077	60A19/W/230V	230	White	120	Box	CC-2F	2500	630	4 1/8"	
S5031	60A19/F	130	Frosted	120	Box	CC-6	2500	630	4 1/8"				
S5041	60A19/F/230V	230	Frosted	120	Box	CC-2F	2500	630	4 1/8"				

Have a special requirement? Visit our website at [www.satco.com](http://www.satco.com)

When using a 130 Volt Lamp on a 120 Volt line, life is extended by approx. 2.5 times and lumens are reduced approx. 20%

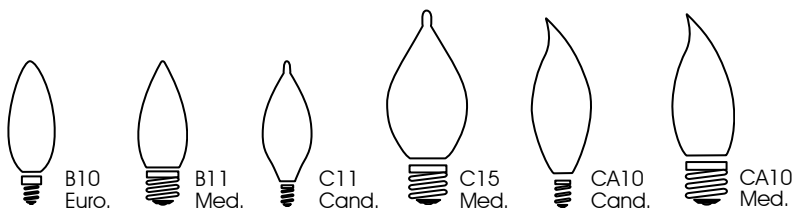
# Incandescent Lamps



incandescent lamps

Watts	Bulb	Base	Satco Product Number	Lamp Code	Volts	Finish	Master/Inner Carton	Pkg. Type	Filament	Avg. Rated Hours	Lumens	MOL	Notes
60	B9 1/2	Cand.	S3819	60B9 1/2/A	120	Trans. Amber	500/25	Box	CC-2V	1500	-	3 1/2"	
			B10	Cand.	S3284	60B10	120	Clear	500/25	Box	CC-2V	1500	672
	S3784	60B10	120		Clear	120/10	CD/2	CC-2V	1500	672	3 3/4"		
	S4997	KR60B10	120		Clear	500/25	Box	CC-2V	2500	730	3 7/8"	1	
	A3684	60B10	130		Clear	500/25	Box	CC-2V	2500	642	3 3/4"		
	A3584	60B10	130		Clear	120/10	CD/2	CC-2V	2500	642	3 3/4"		
	S3287	60B10/F	120		Frosted	500/25	Box	CC-2V	1500	672	3 3/4"		
	S3787	60B10/F	120		Frosted	120/10	CD/2	CC-2V	1500	672	3 3/4"		
	A3687	60B10/F	130		Frosted	500/25	Box	CC-2V	2500	642	3 3/4"		
	A3587	60B10/F	130		Frosted	120/10	CD/2	CC-2V	2500	642	3 3/4"		
	S3290	60B10/W	120		White	500/25	Box	CC-2V	1500	630	3 3/4"		
	S3790	60B10/W	120		White	120/10	CD/2	CC-2V	1500	630	3 3/4"		
	A3690	60B10/W	130		White	500/25	Box	CC-2V	2500	564	3 3/4"		
	A3590	60B10/W	130		White	120/10	CD/2	CC-2V	2500	564	3 3/4"		
	S2972	60B10/VLX	120		Nat Day Frost	50/10	CD/1	CC-2V	2000	650	3 7/8"	3	
	S3388	60B10/220V	220		Clear	500/25	Box	CC-2F	1000	650	3 3/4"		
	E14 Euro	S3392	60B10	120	Clear	500/25	Box	CC-2V	1500	650	3 3/4"		
	S4713		60B10	120	Clear	120/10	CD/2	CC-2V	1500	650	3 3/4"		
	S3382		60B10/F	120	Frosted	500/25	Box	CC-2V	1500	640	3 3/4"		
	S4716		60B10/F	120	Frosted	120/10	CD/2	CC-2V	1500	640	3 3/4"		
	B10/B11	Med.	S3293	60B11	120	Clear	500/25	Box	CC-2V	1500	650	3 7/8"	
	S3793			60B11	120	Clear	120/10	CD/2	CC-2V	1500	650	3 7/8"	
	S4470			KR60B11	120	Clear	500/25	Box	CC-2V	2500	720	3 7/8"	1
	S4741			60B10/FAN	120	Fan Bulb Clear	120/10	CD/2	CC-2V	2000	650	3 7/8"	
	A3693			60B11	130	Clear	500/25	Box	CC-2V	2500	650	3 7/8"	
	A3593			60B11	130	Clear	120/10	CD/2	CC-2V	2500	650	3 7/8"	
	S3296			60B11/F	120	Frosted	500/25	Box	CC-2V	1500	640	3 7/8"	
	S3796			60B11/F	120	Frosted	120/10	CD/2	CC-2V	1500	640	3 7/8"	
	S4743			60B10/FAN/F	120	Fan Bulb Frosted	120/10	CD/2	CC-2V	2000	640	3 7/8"	

# Incandescent Lamps



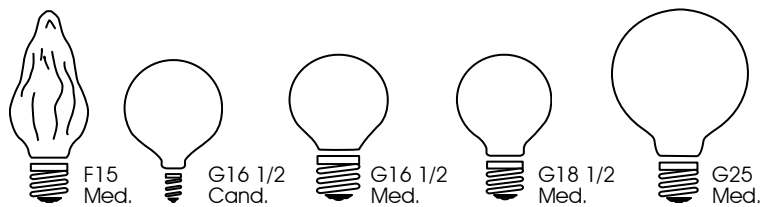
Watts	Bulb	Base	Satco Product Number	Lamp Code	Volts	Finish	Master/Inner Carton	Pkg. Type	Filament	Avg. Rated Hours	Lumens	MOL	Notes			
<b>60</b>		Medd.	<b>A3696</b>	60B11/F	130	Frosted	500/25	Box	CC-2V	2500	640	3 7/8"				
			<b>A3596</b>	60B11/F	130	Frosted	120/10	CD/2	CC-2V	2500	640	3 7/8"				
			<b>S3299</b>	60B11/W	120	White	500/25	Box	CC-2V	1500	580	3 7/8"				
			<b>S3799</b>	60B11/W	120	White	120/10	CD/2	CC-2V	1500	580	3 7/8"				
			<b>A3699</b>	60B11/W	130	White	500/25	Box	CC-2V	2500	550	3 7/8"				
			<b>A3599</b>	60B11/W	130	White	120/10	CD/2	CC-2V	2500	550	3 7/8"				
		C11	Cand.	<b>S3405</b>	60C11	120	Satin Spun	500/25	Box	C-7A	4000	600	4"			
				<b>S2705</b>	60C11	120	Satin Spun	120/12	CD/2	C-7A	4000	600	4"			
		C15	Med.	<b>S3415</b>	60C15	120	Satin Spun	500/25	Box	C-9	4000	540	4 1/2"			
				<b>S2715</b>	60C15	120	Satin Spun	120/12	CD/2	C-9	4000	540	4 1/2"			
		CA10	Cand.	<b>S3262</b>	60CA10	120	Clear	500/25	Box	CC-2V	1500	672	4 1/4"			
				<b>S3762</b>	60CA10	120	Clear	120/10	CD/2	CC-2V	1500	672	4 1/4"			
				<b>S4467</b>	KR60CA10	120	Clear	500/25	Box	CC-2V	2500	720	4 1/4"	1		
				<b>A3662</b>	60CA10	130	Clear	500/25	Box	CC-2V	2500	642	4 1/4"			
				<b>A3562</b>	60CA10	130	Clear	120/10	CD/2	CC-2V	2500	642	4 1/4"			
				<b>S3263</b>	60CA10/F	120	Frosted	500/25	Box	CC-2V	1500	672	4 1/4"			
				<b>S3763</b>	60CA10/F	120	Frosted	120/10	CD/2	CC-2V	1500	672	4 1/4"			
				<b>A3663</b>	60CA10/F	130	Frosted	500/25	Box	CC-2V	2500	635	4 1/4"			
				<b>A3563</b>	60CA10/F	130	Frosted	120/10	CD/2	CC-2V	2500	635	4 1/4"			
					CA10	Med.	<b>S3266</b>	60CA10	120	Clear	500/25	Box	CC-2V	1500	650	4 1/4"
<b>S3766</b>							60CA10	120	Clear	120/10	CD/2	CC-2V	1500	650	4 1/4"	
<b>A3666</b>							60CA10	130	Clear	500/25	Box	CC-2V	2500	650	4 1/4"	
<b>A3566</b>	60CA10	130	Clear				120/10	CD/2	CC-2V	2500	650	4 1/4"				
<b>S3269</b>	60CA10/F	120	Frosted				500/25	Box	CC-2V	1500	640	4 1/4"				
<b>S3769</b>	60CA10/F	120	Frosted				120/10	CD/2	CC-2V	1500	640	4 1/4"				
			<b>A3669</b>	60CA10/F	130	Frosted	500/25	Box	CC-2V	2500	640	4 1/4"				
			<b>A3569</b>	60CA10/F	130	Frosted	120/10	CD/2	CC-2V	2500	640	4 1/4"				






incandescent lamps

Have a special requirement? Visit our website at [www.satco.com](http://www.satco.com)

When using a 130 Volt Lamp on a 120 Volt line, life is extended by approx. 2.5 times and lumens are reduced approx. 20%

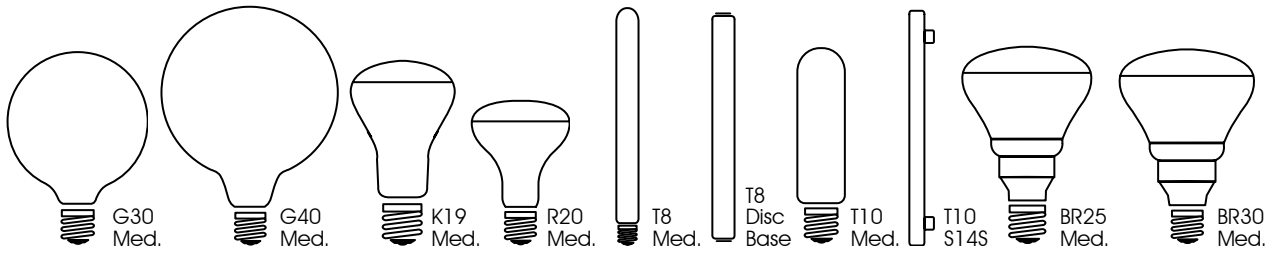
# Incandescent Lamps



Watts	Bulb	Base	Satco Product Number	Lamp Code	Volts	Finish	Master/Inner Carton	Pkg. Type	Filament	Avg. Rated Hours	Lumens	MOL	Notes
<b>60</b>		Med.	<b>S3376</b>	60F15	120	Clear	300/25	Box	CC-9	1500	620	4 1/2"	
			<b>S3375</b>	60F15/W	120	White	300/25	Box	CC-9	1500	550	4 1/2"	
			<b>S3378</b>	6015/AU	120	Aurora	300/25	Box	CC-9	1500	-	4 1/2"	
			<b>S3377</b>	60F15/A	120	Amber	300/25	Box	CC-9	1500	-	4 1/2"	
		Cand.	<b>S3831</b>	60G16 1/2	120	Clear	500/25	Box	CC-2V	1500	672	3"	
			<b>S3771</b>	60G16 1/2	120	Clear	120/10	CD/2	CC-2V	1500	672	3"	
			<b>S4473</b>	KR60G16 1/2	120	Clear	500/25	Box	CC-2V	2500	720	3"	1
			<b>A3931</b>	60G16 1/2	130	Clear	500/25	Box	CC-2V	2500	642	3"	
			<b>S3832</b>	60G16 1/2/W	120	Sat. White	500/25	Box	CC-2V	1500	630	3"	
			<b>S3772</b>	60G16 1/2/W	120	Sat. White	120/10	CD/2	CC-2V	1500	630	3"	
			<b>A3932</b>	60G16 1/2/W	130	Sat. White	500/25	Box	CC-2V	2500	564	3"	
			<b>S3271</b>	60G16 1/2/W	120	Gloss Wht	500/25	Box	CC-2V	1500	630	3"	
			<b>S2975</b>	60G16 1/2/MLX	120	Nat Day Frost	50/10	CD/1	CC-2V	2000	650	3"	3
			<b>S3246</b>	60G16 1/2/SL	120	Silver Crown	500/25	Box	CC-2V	1500	672	3"	
				Med.	<b>S3840</b>	60G16 1/2	120	Clear	500/25	Box	CC-2V	1500	650
	<b>S4540</b>	60G16 1/2			120	Clear	120/10	CD/1	CC-2V	1500	650	3 1/4"	
	<b>S3843</b>	60G16 1/2/W			120	Gloss Wht	500/25	Box	CC-2V	1500	550	3 1/4"	
	<b>S4543</b>	60G16 1/2/W			120	Gloss Wht	120/10	CD/1	CC-2V	1500	550	3 1/4"	
	<b>S3889</b>	60G18 1/2			120	Clear	250/25	Box	CC-2V	1500	610	3 1/2"	
		Med.	<b>S3829</b>	60G18 1/2/W	120	Gloss Wht	250/25	Box	CC-2V	1500	530	3 1/2"	
			<b>S3449</b>	60G25	120	Clear	72/6	Box	CC-9	2500	650	4 3/8"	
		Med.	<b>S4049</b>	60G25/3PK	120	Clear	40 3pk	3pk	CC-9	2500	650	4 3/8"	
			<b>A3649</b>	60G25	130	Clear	72/6	Box	CC-9	3000	642	4 3/8"	
			<b>A4149</b>	60G25/3PK	130	Clear	40 3pk	3pk	CC-9	3000	642	4 3/8"	
			<b>S3442</b>	60G25/W	120	Gloss Wht	72/6	Box	CC-9	2500	575	4 3/8"	
			<b>S4042</b>	60G25/W/3PK	120	Gloss Wht	40 3pk	3pk	CC-9	2500	575	4 3/8"	
			<b>A3642</b>	60G25/W	130	Gloss Wht	72/6	Box	CC-9	3000	564	4 3/8"	
			<b>A4142</b>	60G25/W/3PK	130	Gloss Wht	40 3pk	3pk	CC-9	3000	564	4 3/8"	
<b>S3862</b>			60G25/SL	120	Silver Crown	72/6	Box	CC-9	1500	512	4 3/8"		

incandescent lamps

# Incandescent Lamps

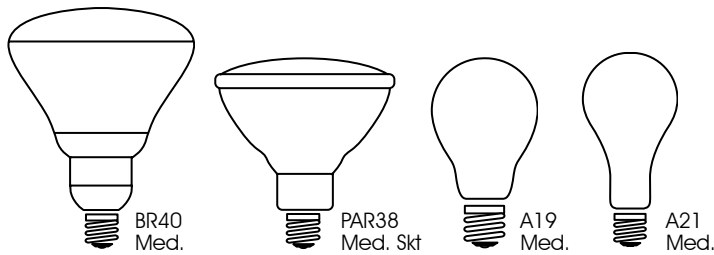


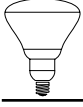






Watts	Bulb	Base	Satco Product Number	Lamp Code	Volts	Finish	Master/Inner Carton	Pkg. Type	Filament	Avg. Rated Hours	Lumens	MOL	Notes
60		Med.	S3670	60G30	120	Clear	72/6	Box	CC-9	2500	650	5 1/8"	
			S3672	60G30/W	120	White	72/6	Box	CC-9	2500	575	5 1/8"	
		Med.	S3012	60G40	120	Clear	24/6	Box	C-9	4000	580	6 3/4"	
			S3002	60G40/W	120	Gloss Wht	24/6	Box	C-9	4000	550	6 3/4"	
		Med.	S4824	60R20/VLX	120	Nat Day Frost	50/10	Box	C-9	5000	520	4"	3
		Med	S2978	60T8	130	Clear Showcase	10	Box	C-8	2000	425	12"	
		Disc Base*	S2982	L60	120	Clear Lumiline	24	Sleeve	C-8	1500	480	17 3/4"	
			*S2983	L60/W	120	White Lumiline	12	Sleeve	C-8	1500	450	17 3/4"	
		Med.	S3899	60T10/F	120	Frosted	500/25	Box	C-5V	1000	490	5 3/16"	
			S3704	60T10	120	Clear	120/10	CD/1	C-5V	1000	490	5 3/16"	
			S3896	60T10	120	Clear	500/25	Box	C-5V	1000	490	5 3/16"	
			S3705	60T10/F	120	Frosted	120/10	CD/1	C-5V	1000	480	5 3/16"	
		S14S	S4894	LN60	125	White	25	Box	C-8	1000	460	19 11/16"	
	65		Med.	S2806	65BR25/FL	120	Frosted	96/12	Sleeve	CC-6	2000	600	4 3/4"
		Med.	S2808	65BR30/FL	120	Frosted	96/12	Box	CC-9	2000	685	5 3/8"	
			S2817	65BR30/FL/2PK	120	Frosted	60 2pk	2pk	CC-9	2000	685	5 3/8"	
			S3408	65BR30/FL	130	Frosted	96/12	Box	CC-9	2000	685	5 3/8"	
			S8520	65BR30/FL	130	Frosted	60	Box	C-9	5000	510	5 3/8"	
			S3417	65BR30/FL/2PK	130	Frosted	60 2pk	2pk	CC-9	2000	685	5 3/8"	
			S6208	65BR30/FL/LL	130	Frosted	24	Sleeve	CC-9	5000	532	5 3/8"	
<b>SHATTER PROOF</b>	S4887	65BR30/TF	120	Frosted ShatterPrf	96/12	Sleeve	C-9	2000	685	5 3/8"	4		

\*To be discontinued

incandescent lamps

# Incandescent Lamps



Watts	Bulb	Base	Satco Product Number	Lamp Code	Volts	Finish	Master/Inner Carton	Pkg. Type	Filament	Avg. Rated Hours	Lumens	MOL	Notes
<b>65</b>	BR40 Med. 	Med.	<b>S2853</b>	65BR/FL	120	Frosted	24	Sleeve	CC-6	2500	685	6 1/2"	
			<b>S4453</b>	65BR/FL	130	Frosted	24	Sleeve	CC-6	2500	685	6 1/2"	
			<b>S8521</b>	65BR/FL	130	Frosted	24	Box	C-9	5000	510	6 1/2"	
	PAR38 Med Skt 	Med Skt	<b>S4952</b> ▲	65PAR/FL	120	Clear	15	Box	CC-6	1750	715	5 5/16"	
			<b>S4953</b> ▲	65PAR/FL/130	130	Clear	15	Box	CC-6	1750	715	5 5/16"	
			<b>S4573</b> ▲	65PAR/SP	120	Clear	15	Box	CC-6	1750	715	5 5/16"	
<b>67</b>	A19 Med. 	Med.	<b>S4462</b> ▲	75A/67/SS	120	Frosted	48	4pk	CC-8	1500	1040	4 7/16"	
			<b>S4992</b> ▲	75A/67/SS	130	Frosted	48	4pk	CC-8	1500	1065	4 7/16"	
	A21 Med. 	Med.	<b>S2993</b> ▲	67A21/TS/8M	120	Clear Extra Long Life	24	Sleeve	C-9	8000	610	4 7/16"	2
			<b>S2994</b> ▲	67A21/TS/8M	130	Clear Extra Long Life	24	Sleeve	C-9	8000	610	4 7/16"	2
<b>69</b>	A21 Med. 	Med.	<b>S2995</b> ▲	69A21/TS/8M	120	Clear Extra Long Life	24	Sleeve	C-9	8000	640	4 7/16"	2
			<b>S2996</b> ▲	69A21/TS/8M	130	Clear Extra Long Life	24	Sleeve	C-9	8000	640	4 7/16"	2
<b>71</b>	A19 Med. 	Med.	<b>S2503</b>	71A19/CL	120	Clear	120	2pk	CC-6	2500	1100	4 1/2"	
			<b>S2513</b>	71A19/CL	120	Frosted	120	2pk	CC-6	2500	1100	4 1/2"	
<b>75</b>	A19 Med. 	Med.	<b>S6043</b>	75A19/CL	120	Clear	120	2pk	C-9	2500	800	4 1/8"	
			<b>S3943</b>	75A19/CL	130	Clear	120	2pk	C-9	2500	760	4 1/8"	
			<b>S4022</b>	75A19/CL	130	Clear	30 4pks	4pk	C-9	1000	830	4 1/8"	
			<b>S8506</b>	75A19/CL	130	Clear	120	4pk	C-9	5000	700	4 1/8"	
			<b>S8514</b>	75A19/CL/20M	120	Clear	24	4pk	C-9	20000	530	4 1/8"	
			<b>S6053</b>	75A19/F	120	Frosted	120	2pk	C-9	2500	800	4 1/8"	
			<b>S1713</b>	75A19/F	120	Frosted	48	4pk	C-9	1500	800	4 1/8"	
			<b>S3953</b>	75A19/F	130	Frosted	120	2pk	C-9	2500	760	4 1/8"	
			<b>S8505</b>	75A19/F	130	Frosted	120	4pk	C-9	5000	700	4 1/8"	
			<b>S8513</b>	75A19/F/20M	120	Frosted	24	4pk	C-9	20000	530	4 1/8"	

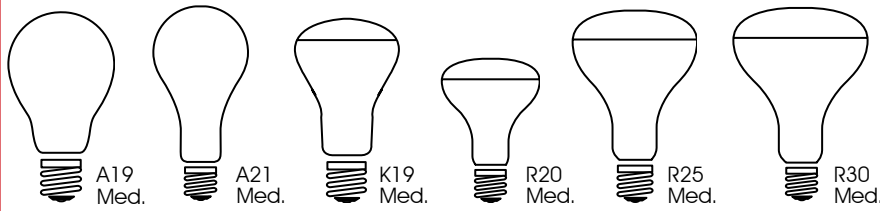
\*To be discontinued

**Customer Service 1-800-43-SATCO**

When using a 130 Volt Lamp on a 120 Volt line, life is extended by approx. 2.5 times and lumens are reduced approx. 20%



# Incandescent Lamps



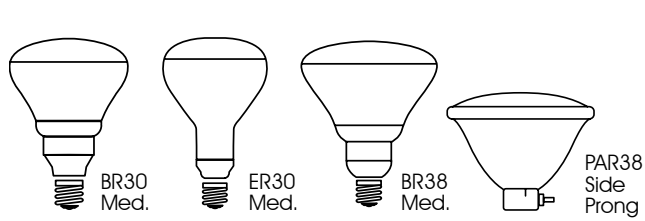
Watts	Bulb	Base	Satco Product Number	Lamp Code	Volts	Finish	Master/ Inner Carton	Pkg. Type	Filament	Avg. Rated Hours	Lumens	MOL	Notes
75	 A19 Med.	SHATTER PROOF	S1812	75A19/W	120	White	48	4pk	C-9	1500	650	4 1/8"	
			S3993	75A19/W	130	White	40 3pks	3pk	C-9	1250	747	4 1/8"	
			S4012	75A19/W	130	White	30 4pks	4pk	C-9	1000	747	4 1/8"	
			S3970	75A/RS	130	Frosted	24	2pk	C-9	2500	620	4 1/8"	
			S8517	75A/RS	130	Frosted	120	4pk	C-9	5000	605	4 1/8"	
			S3928	75A/RS/TF/2PK	130	Frost ShatterPrf	12 2pks	2pk	C-9	5000	680	4 1/8"	4
			S3920	75A/BlackLight	120	Black Light	96/6	Box	C-9	480	-	4 1/8"	
			S4078	75A19/W/230V	230	White	120	Box	CC-2F	2500	750	4 1/8"	
	 A21 Med.	SHATTER PROOF	S5012	75A21/F/12V	12	Frosted	120/6	Box	C-6	1500	720	5 5/16"	
			S5022	75A21/F/34V	34	Frosted	120/6	Box	C-6	1500	720	5 5/16"	
			S3934	75A21/IF	130	Frosted	120/6	Sleeve	C-9	5000	680	5 5/16"	
			S4819	75A21/CL/MLX	120	Nat Day Clear	50/10	Box	C-9	5000	630	5 1/16"	3
			S4818	75A21/MLX	120	Nat Day Frost	50/10	Box	C-9	5000	630	5 1/16"	3
			S3972	75A21/TF	130	Frost ShatterPrf	24	2pk	C-9	2500	620	5 5/16"	4
 R25 Med.		S2851	75R25/GRO	120	Blue	96/12	Box	C-9	2000	-	4 3/4"		
 R30 Med.		S4825	75R30/FL/MLX	120	Nat Day Frost	50/10	Box	C-9	5000	680	5 3/8"	3	



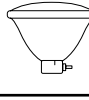



Incandescent lamps

Have a special requirement? Visit our website at [www.satco.com](http://www.satco.com)

When using a 130 Volt Lamp on a 120 Volt line, life is extended by approx. 2.5 times and lumens are reduced approx. 20%

# Incandescent Lamps

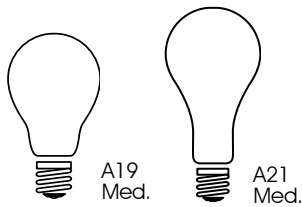




Watts	Bulb	Base	Satco Product Number	Lamp Code	Volts	Finish	Master/Inner Carton	Pkg. Type	Filament	Avg. Rated Hours	Lumens	MOL	Notes
<b>75</b>		Med.	<b>S3240</b>	75BR30/R	130	Red	96/12	Sleeve	C-9	2000	-	5 3/8"	
			<b>S3227</b>	75BR30/G	130	Green	96/12	Sleeve	C-9	2000	-	5 3/8"	
			<b>S3228</b>	75BR30/B	130	Blue	96/12	Sleeve	C-9	2000	-	5 3/8"	
			<b>S3239</b>	75BR30/A	130	Amber	96/12	Sleeve	C-9	2000	-	5 3/8"	
			<b>S3213</b>	75BR30/PK	130	Pink	96/12	Sleeve	C-9	2000	-	5 3/8"	
		E27/Med.	<b>S5000</b>	75BR38/FL/230V	230	Clear	12	Box	CC-9	2000	700	5 5/16"	
		Side Prong	<b>S4800</b> ▲	75PAR/3FL/MINE	120	Clear	12	Box	CC-6	2000	765	4 5/16"	
<b>S4801</b> ▲			75PAR/3SP/MINE	120	Clear	12	Box	CC-6	2000	765	4 5/16"		
		Med.	<b>S2979</b> ■	75T8	130	Clear Showcase	10	Box	C-8	2000	584	12"	
<b>90</b>		Med.	<b>S4463</b> ▲	100A/90/SS	120	Frosted	48	4pk	CC-8	1500	1520	4 7/16"	
			<b>S4993</b> ▲	100A/90/SS	130	Frosted	48	4pk	CC-8	1500	1550	4 7/16"	
			<b>S2997</b> ▲	90A19/TS/8M/SS	120	Clear Extra Long Life	120		C-11V	8000	1000	4 7/16"	2
<b>95</b>		Med.	<b>S2504</b>	95A19/CL	120	Clear	120	2pk	CC-6	750	1600	4 1/2"	
			<b>S2514</b>	95A19/FR	120	Frosted	120	2pk	CC-6	750	1600	4 1/2"	

**Don't see the lamp you need? Call Customer Service 1-800-43-SATCO**

When using a 130 Volt Lamp on a 120 Volt line, life is extended by approx. 2.5 times and lumens are reduced approx. 20%

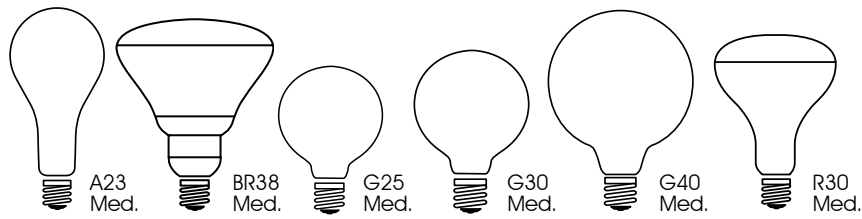
# Incandescent Lamps









Watts	Bulb	Base	Satco Product Number	Lamp Code	Volts	Finish	Master/Inner Carton	Pkg. Type	Filament	Avg. Rated Hours	Lumens	MOL	Notes	
<b>100</b>		Med	<b>S6044</b>	100A19/CL	120	Clear	120	2pk	C-9	2500	1150	4 1/8"		
			<b>S3944</b>	100A19/CL	130	Clear	120	2pk	C-9	2500	1100	4 1/8"		
			<b>S4023</b>	100A19/CL	130	Clear	30 4pks	4pk	C-9	1000	1230	4 1/8"		
			<b>S8508</b>	100A19/CL	130	Clear	120	4pk	C-9	5000	1050	4 1/8"		
			<b>S8516</b>	100A19/CL/20M	120	Clear	24	4pk	C-9	20000	800	4 1/8"		
			<b>S6054</b>	100A19/F	120	Frosted	120	2pk	C-9	2500	1150	4 1/8"		
			<b>S3954</b>	100A19/F	130	Frosted	120	2pk	C-9	2500	1100	4 1/8"		
			<b>S1714</b>	100A19/F	120	Frosted	48	4pk	C-9	1500	1150	4 1/8"		
			<b>S8507</b>	100A19/F	130	Frosted	120	4pk	C-9	5000	1050	4 1/8"		
			<b>S8515</b>	100A19/F/20M	120	Frosted	24	4pk	C-9	20000	800	4 1/8"		
			<b>S1813</b>	100A19/W	120	White	48	4pk	C-9	1500	950	4 1/8"		
			<b>S3994</b>	100A19/W	120	White	40 3pks	3pk	C-9	1250	1107	4 1/8"		
			<b>S4013</b>	100A19/W	120	White	30 4pks	4pk	C-9	1000	1107	4 1/8"		
			<b>S3939</b>	100A/Bug	130	Yellow	24	2pk	C-9	2000	-	4 1/8"		
			<b>SHATTER PROOF</b>	<b>S3929</b>	100A/RS/TF/2PK	130	Frost ShatterPrf	12 2pks	2pk	C-9	5000	960	4 1/8"	
			<b>S3956</b>	100A/SL	130	Silver Crown	24	Box	C-9	1500	960	4 1/8"		
			<b>S8518</b>	100A/RS	130	Frosted	120	4pk	C-9	5000	910	4 1/8"		
			<b>S3971</b>	100A/RS	130	Frosted	24	2pk	C-9	2500	880	4 1/8"		
			<b>S4079</b>	100A19/W/230V	230	White	120	Box	CC-2F	2500	1250	4 1/8"		
				Med LHT	<b>S6010</b>	100A/LHT/F Left Hand Thread	130	Frost	120/6	Sleeve	C-9	2000	1200	4 1/8"
	Med	<b>S3935</b>	100A21/F	130	Frosted	130	Sleeve	C-9	5000	1030	5 5/16"			
		<b>S4821</b> ■	100A21/CL/MLX	120	Nat Day Clear	50/10	Box	C-9	5000	910	5 1/16"	3		
		<b>S4820</b> ■	100A21/MLX	120	Nat Day Frost	50/10	Box	C-9	5000	910	5 1/16"	3		
		<b>SHATTER PROOF</b>	<b>S3973</b>	100A21/TF	130	Frosted ShatterPrf	24	2pk	C-9	2500	880	5 5/16"	4	
		<b>S5013</b>	100A21/F/12V	12	Frosted	120/6	Box	C-6	1500	980	5 5/16"			
		<b>S5023</b>	100A21/F/34V	34	Frosted	120/6	Box	C-6	1500	980	5 5/16"			

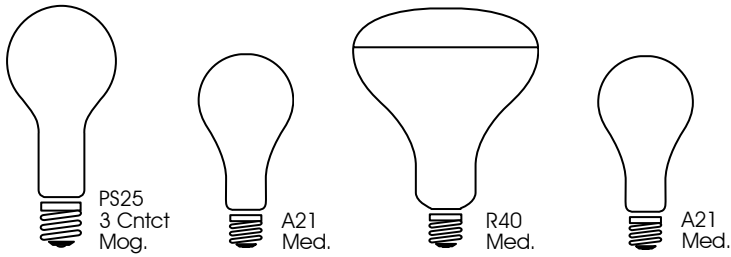
incandescent lamps

# Incandescent Lamps



Watts	Bulb	Base	Satco Product Number	Lamp Code	Volts	Finish	Master/Inner Carton	Pkg. Type	Filament	Avg. Rated Hours	Lumens	MOL	Notes
100		Med	<b>S3936</b>	100A23/F	130	Frosted	120/6	Sleeve	C-9	5000	1030	6 1/16"	
		Med.	<b>S4424</b>	100BR38/R	120	Red	6	Box	CC-9	2000	-	5 5/16"	
		E27/Med.	<b>S5002</b>	100BR38/R/230V	230	Red	6	Box	CC-9	2000	-	5 5/16"	
		Med.	<b>S4425</b>	100BR38/A	120	Amber	6	Box	CC-9	2000	-	5 5/16"	
		E27/Med.	<b>S5003</b>	100BR38/A/230V	230	Amber	6	Box	CC-9	2000	-	5 5/16"	
		Med.	<b>S4426</b>	100BR38/Y	120	Yellow	6	Box	CC-9	2000	-	5 5/16"	
		E27/Med.	<b>S5004</b>	100BR38/Y/230V	230	Yellow	6	Box	CC-9	2000	-	5 5/16"	
		Med.	<b>S4427</b>	100BR38/G	120	Green	6	Box	CC-9	2000	-	5 5/16"	
		E27/Med.	<b>S5005</b>	100BR38/G/230V	230	Green	6	Box	CC-9	2000	-	5 5/16"	
		Med.	<b>S4428</b>	100BR38/B	120	Blue	6	Box	CC-9	2000	-	5 5/16"	
		E27/Med.	<b>S5006</b>	100BR38/B/230V	230	Blue	6	Box	CC-9	2000	-	5 5/16"	
		Med.	<b>S4429</b>	100BR38/PK	120	Pink	6	Box	CC-9	2000	-	5 5/16"	
		E27/Med.	<b>S5007</b>	100BR38/PK/230V	230	Pink	6	Box	CC-9	2000	-	5 5/16"	
		G25		Med.	<b>S3450</b>	100G25	120	Clear	72/6	Box	CC-9	2500	1000
	<b>A3650</b>			100G25	130	Clear	72/6	Box	CC-9	3000	1000	4 3/8"	
	<b>S3443</b>			100G25/W	120	Gloss White	72/6	Box	CC-9	2500	920	4 3/8"	
	<b>A3643</b>			100G25/W	130	Gloss White	72/6	Box	CC-9	3000	920	4 3/8"	
G30		Med.	<b>S3654</b>	100G30	120	Clear	72/6	Box	CC-9	2500	1000	5 1/8"	
			<b>S3655</b>	100G30	120	White	72/6	Box	CC-9	2500	920	5 1/8"	
G40		Med.	<b>S3013</b>	100G40	120	Clear	24/6	Box	C-9	4000	1150	6 3/4"	
			<b>S3003</b>	100G40/W	120	Gloss Wht	24/6	Box	C-9	4000	1050	6 3/4"	
R30		Med	<b>S4826</b>	100R30/FL/VLX	120	Nat Day Frost	10	Box	C-9	5000	1000	5 3/8"	3

# Incandescent Lamps



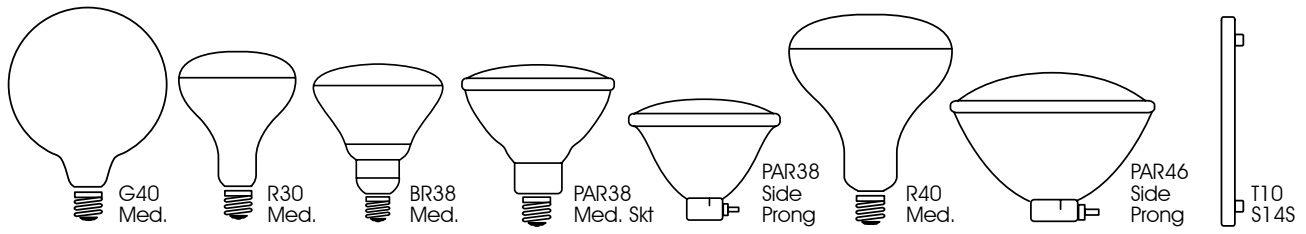
Watts	Bulb	Base	Satco Product Number	Lamp Code	Volts	Finish	Master/Inner Carton	Pkg. Type	Filament	Avg. Rated Hours	Lumens	MOL	Notes		
100 200 300		3 cntct Mog	S1826	100/300W	120	Frosted	12	Sleeve	CC-6/C-9	1200	1200/ 2600/ 3800	6 3/4"			
			116	A21 Med.	S2998 ▲	116A21/TS/8M	120	Clear Extra Long Life	24	Sleeve	C-9	8000	1260	4 7/16"	2
			120	BR40 Med	S2290	120BR/GRO	120	Spot-GRO Reflector	6	Sleeve	CC-6	2000		6 1/2"	
125	R40 Med	S4750	125R40/1	120	Clear Heat	12	Box	C-11	5000	-	6 1/2"				
135	A21 Med.	S2999 ▲	135A21/TS/8M/SS	120	Clear Extra Long Life	24	Sleeve	C-11V	8000	1750	4 7/16"	2			
140		Med.	S2508	140A21/CL	120	Clear	24	Box	CC-6	750	2380	5 1/16"			
			S2518	140A21/FR	120	Frosted	24	Box	CC-6	750	2380	5 1/16"			
150		Med.	S3981	150A21/CL	130	Clear	24	Box	C-9	2500	1750	5 1/16"			
			S3980	150A21/F	130	Frosted	24	Box	C-9	2500	1750	5 1/16"			
			S4822 ■	150A21/VLX	120	Nat Day Frosted	50/10	Box	C-9	5000	1400	5 1/16"	3		
			<b>SHATTER PROOF</b> S4883	150A21/TF	130	Frosted ShatterPrf	24	Box	C-9	2500	1750	5 1/16"	4		

Incandescent lamps

Have a special requirement? Visit our website at [www.satco.com](http://www.satco.com)

When using a 130 Volt Lamp on a 120 Volt line, life is extended by approx. 2.5 times and lumens are reduced approx. 20%

# Incandescent Lamps



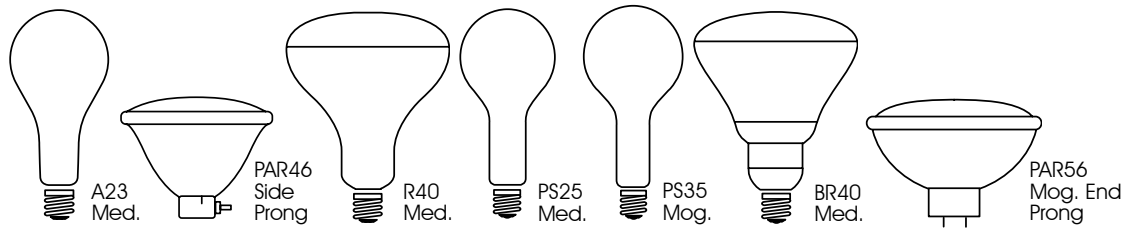
incandescent lamps

Watts	Bulb	Base	Satco Product Number	Lamp Code	Volts	Finish	Master/Inner Carton	Pkg. Type	Filament	Avg. Rated Hours	Lumens	MOL	Notes	
<b>150</b>		Med.	<b>S3014</b>	150G40	120	Clear	24/6	Box	C-9	4000	1700	6 3/4"		
			<b>S3004</b>	150G40/W	130	Gloss White	24/6	Box	C-9	4000	17550	6 3/4"		
		R30	Med.	<b>S2852</b>	150R30/GRO	120	Blue	96/12	Box	C-9	2000	-	5 5/16"	
		BR38	E27/Med.	<b>S5001</b>	150BR38/FL/230V	130	Clear	15	Box	CC-9	2000	2175	5 5/16"	
		Med Skt	<b>S4954</b> ▲	150PAR/FL	130	Clear	15	Box	CC-6	750	2175	5 5/16"		
			<b>S4955</b> ▲	150PAR/SP	130	Clear	15	Box	CC-6	750	2175	5 5/16"		
		Side Prong	<b>S4802</b> ▲	150PAR/3FL/MINE	120	Clear	12	Box	CC-6	2000	1740	4 5/16"		
			<b>S4803</b> ▲	150PAR/3SP/MINE	120	Clear	12	Box	CC-6	2000	1740	4 5/16"		
		R40	Med.	<b>S4827</b> ■	150R40FL/VLX	120	Nat Day Frosted	50/10	Box	C-9	5000	1450	6 1/2"	3
		PAR46	Side Prong	<b>S4339</b> ▲	150PAR46/3NSP	125	Narrow Spot	12	Box	CC-2V	2000	1500	4"	
	T10	S14S	<b>S4895</b> ▲	LN150	125	White	16	Box	C-8	1000	930	39 3/8"		
<b>175</b>		BR38	Med	<b>S4751</b>	175BR38/HR	120	Red Heat	12	Box	C-9	5000	-	5 5/16"	

**Don't see the lamp you need? Call Customer Service 1-800-43-SATCO**

When using a 130 Volt Lamp on a 120 Volt line, life is extended by approx. 2.5 times and lumens are reduced approx. 20%

# Incandescent Lamps



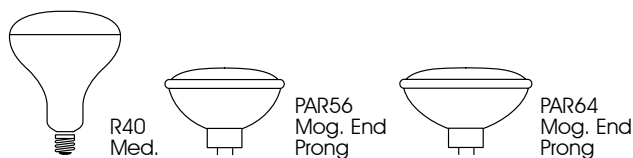
incandescent lamps

Watts	Bulb	Base	Satco Product Number	Lamp Code	Volts	Finish	Master/Inner Carton	Pkg. Type	Filament	Avg. Rated Hours	Lumens	MOL	Notes	
200	A23 Med.	Med.	S3983	200A23/CL	130	Clear	24	Box	C-9	2500	2500	6 1/16"		
			S3982	200A23/F	130	Frosted	24	Box	C-9	2500	2500	6 1/16"		
	PAR46 Side Prong	Side Prong	S4340 ▲	200PAR46/3MFL	120	Med Fld	12	Box	CC-13	2000	2270	4"		
			S4341 ▲	200PAR46/3MFL	125	Med Fld	12	Box	CC-13	2000	2270	4"		
			S4342 ▲	200PAR46/3NSP	120	Nar Spot	12	Box	CC-13	2000	2270	4"		
			S4343 ▲	200PAR46/3NSP	125	Nar Spot	12	Box	CC-13	2000	2270	4"		
	PAR56 Mog End Prong	Mog End Prong	S4344 ▲	200PAR56/MFL	120	Med Fld	12	Box	CC-13	2000	2270	5"		
	250	R40 Med.	Med.	S4999	250R40/1	120	Cl. Heat	12	Sleeve	C-9	5000	-	6 1/2"	
				S4885	250R40/1/TF	120	Cl. Heat ShatterPrf	12	Sleeve	C-9	5000	-	6 7/8"	
S4998				250R40/HR	120	Red Heat	12	Sleeve	C-9	5000	-	6 1/2"		
S4884				250R40/HR/TF	120	Red Heat ShatterPrf	12	Sleeve	C-9	5000	-	6 7/8"		
300	PS25 Med.	Med.	S4959	300M/CL	130	Clear	24	Box	C-9	2500	3600	6 15/16"		
			S4960	300M/IF	130	Frosted	24	Box	C-9	2500	3600	6 15/16"		
	PS35 Mog	Mog	S4961	300PS35/CL	130	Clear	12	Box	C-9	2500	3600	9 3/8"		
			S4962	300/PS35/IF	130	Frosted	12	Box	C-9	2500	3600	9 3/8"		
			S2986 ▲	300PS35/SB/IF	120	Silver Bowl Inside Frost	24	Sleeve	C-9	1000	5400	9 3/8"		
	BR40 Med.	Med.	S4353 ▲	300BR/FL	120	Reflector Flood	24	Sleeve	CC-2V	2000	3030	6 1/2"		
	PAR56 Mog End Prong	Mog End Prong	S4963 ▲	300PAR56/NSP	120	Nar. Spt	12	Box	CC-13	2000	3840	5"		
			S4345 ▲	300PAR56/NSP	130	Nar. Spt	12	Box	CC-13	2000	3840	5"		
			S4810 ▲	300PAR56/MFL	120	Med Fld	12	Box	CC-13	2000	3840	5"		
			S4346 ▲	300PAR56/MFL	130	Med Fld	12	Box	CC-13	2000	3840	5"		
			S4811 ▲	300PAR56/WFL	120	Wide Fld	12	Box	CC-13	2000	3840	5"		
			S4347 ▲	300PAR56/WFL	130	Wide Fld	12	Box	CC-13	2000	3840	5"		

Visit our website at [www.satco.com](http://www.satco.com)

When using a 130 Volt Lamp on a 120 Volt line, life is extended by approx. 2.5 times and lumens are reduced approx. 20%

# Incandescent Lamps



Watts	Bulb	Base	Satco Product Number	Lamp Code	Volts	Finish	Master/Inner Carton	Pkg. Type	Filament	Avg. Rated Hours	Lumens	MOL	Notes
375		Med.	<b>S4366</b> ▲	375R40/1	120	Cl. Heat	24	Sleeve	C-11	5000		7 5/8"	
500		Mog. End Prong	<b>S4349</b> ▲	500PAR64/MFL	120	Med. Fl.	6	Box	CC-13	2000	6500	6"	
			<b>S4350</b> ▲	500PAR64/MFL	130	Med. Fl.	6	Box	CC-13	2000	6500	6"	
			<b>S4348</b> ▲	500PAR64/NSP	120	Nar. Spt	6	Box	CC-13	2000	6500	6"	
			<b>S4351</b> ▲	500PAR64/WFL	120	Wide Fld	6	Box	CC-13	2000	6500	6"	
			<b>S4352</b> ▲	500PAR64/WFL	130	Wide Fld	6	Box	CC-13	2000	6500	6"	
		Mog.	<b>S2987</b> ▲	500PS35/CL	120	Clear	24	Sleeve	CC-8	1000	10000	9 3/8"	
			<b>S2988</b> ▲	500PS35/CL	130	Clear	24	Sleeve	CC-8	1000	10000	9 3/8"	
<b>S2989</b> ▲			500PS35/IF	130	Frost	24	Sleeve	CC-8	1000	10000	9 3/8"		

## General Incandescent Notes

- = Product by a manufacturer other than Satco
- ▲ = Product by one of the Primary lamp manufacturers
- CD/1 = Carded or Clamshell – 1 lamp per card
- CD/2 = Carded or Clamshell – 2 lamps per card
- CD/4 = Carded or Clamshell – 4 lamps per card

## Incandescent Notes

- 1** Krypton decorative bulbs create a brilliant sparkle, similar to the look of halogen. Additionally, Krypton bulbs last longer than conventional incandescent bulbs, maintaining their lumen output for the full course of their life.
- 2** While these very long life lamps were originally designed for traffic signals, we offer them primarily as an extraordinarily long life product. Per Title 20 Section 1605.3(m) of the California code of regulations, these lamps may not be sold or offered for sale in the state of California for use in traffic signals.


**3** These Natural Spectrum light bulbs contain Neodymium, a rare earth element that filters out the excessive yellow part of the spectrum to which our eyes are most sensitive. Made of hand blown glass, these incredible bulbs are the closest replication of natural sunlight available in an incandescent. These bulbs last up to five times longer than ordinary bulbs, show colors more accurately, increase the contrast between black and white, and reduce glare, eyestrain, and fatigue. While other manufacturers use a film that can degrade from the heat of the incandescent filament, the Neodymium in these lamps are integral to the glass, and therefore will last for the life of the bulb.

**4** **SHATTER PROOF** ShatterProof lamps are designed for any application where the bulbs are at risk of being broken. The rubber coating will contain the glass particles should the lamp break, keeping it from falling into food, or anywhere else. Many jurisdictions now require the use of coated lamps in all food preparation, and service areas.

**5** Designed primarily for picture light applications.



# Halogen





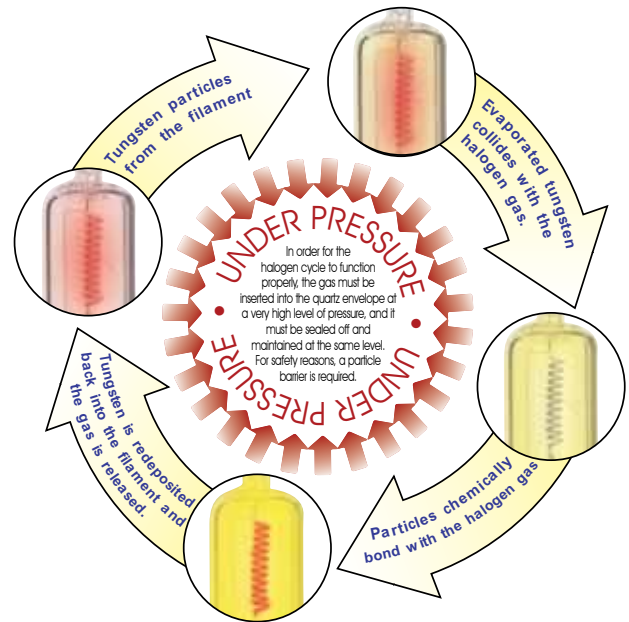
# Halogen Basics

Halogen light bulbs operate on the same principle as standard incandescents heating the tungsten filament until it glows but from there, halogens improve upon the process.

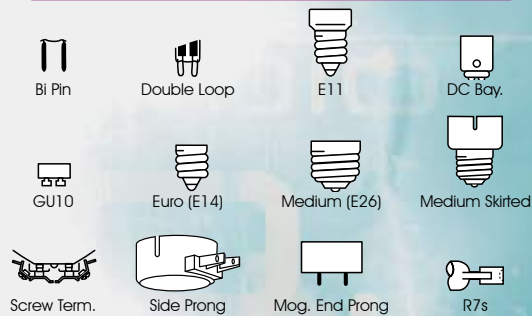
## HOW IT WORKS

Operation of halogen lamps is based on the "Halogen Cycle" (see right). Tungsten particles from the bulb's filament evaporate. The evaporated tungsten collides with the halogen gas. The particles bond with the halogen gas. Tungsten is then redeposited back to the filament and the gas is re-released.

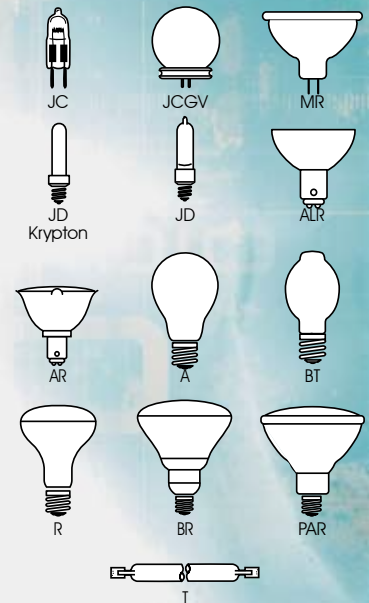
The operating temperature is a significant factor to ensure that the halogen cycle performs properly. The interior wall of the bulb must be above 250° C and less than 1,100° C. Additionally, the filament of the lamp must reach at least 2,000° C. To reach this temperature, the interior wall must be in close proximity to the tungsten filament.



## Base Types



## Bulb shapes



# Big Benefits

Halogen lamps offer a combination of benefits that make them an appealing alternative to standard incandescents in many applications.

## Brilliant, White Light:

Halogen lamps deliver a crisp, white light. Not only is the quantity of the light greater than a standard incandescent of comparable wattage, but the quality of the light creates a higher contrast for reading and other tasks. This also makes halogen perfect for display, accent and general lighting.

## Color Temperature & Rendering:

Since halogens are incandescent lamps, their CRI of 100 will render colors accurately and will match the color temperature of other light sources in the 3000K range.

## Long Life:

Standard incandescent lamps and halogen lamps both use tungsten filaments. However, the filament in the standard lamp evaporates over time, causing it to weaken and eventually break. The gasses inside halogen lamps allow the evaporated tungsten to find its way back to the filament and redeposit, ensuring a long life of 2,000 hours or more.

## Lumen Maintenance:

Compared to standard incandescent lamps, halogens offer superior lumen performance throughout the life of the lamp.



## What Is a Halogen?

Halogens are five non-metallic elements found in Group 7 of the periodic table. The term "halogen" means "salt former" and compounds containing halogens are called "salts."

The halogens are: Fluorine (F), Chlorine (Cl), Bromine (Br), Iodine (I) and Astatine (At).

A	7A	H
O	F	Ne
S	Cl	Ar
Se	Br	Kr
Te	I	Xe
Po		



## HANDS OFF!

While conventional incandescent lamps can be handled with bare hands, halogen bulbs should not. Since the quartz envelope, or bulb, of the lamp reaches high temperatures, the oils and salts from skin will deteriorate and weaken the bulb.

If your hands should come in contact with the bulb, use a small amount of rubbing alcohol and a soft cloth to clean the lamp. Allow time for the bulb to dry before using.

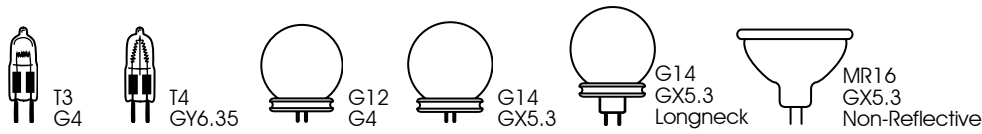
## DIMMING DYNAMICS

Halogen lamps can be dimmed using a conventional incandescent dimmer. However, using a dimmer actually has an adverse effect on the lamps.

Standard incandescents benefit from being used with a dimmer due to the reduced voltage being applied to the filament. Halogen lamp filaments need to be operated at higher temperatures (250 degrees Celsius or higher) for the lamp to function properly. When a halogen lamp is used on a dimmer, the filament will not reach this temperature and the halogen cycle will not work.



Halogen lamps that are dimmed to low levels for extended periods of time will begin to blacken on the inside wall of the bulb. This will reduce light output and life. It is possible to restore the bulb to a certain degree of its original state by running the lamp non-dimmed every so often. This allows the halogen cycle to clean the inside of the bulb.



## Bi Pin Lamps

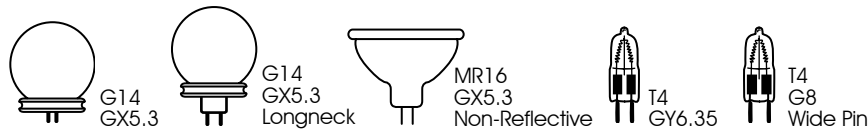
### Bi Pin Lamps 12 and 24 Volt

Watts	Bulb	Base	Satco Product Number	Lamp Code	Volts	Finish	MOL Inches	MOL mm	Flmnt	Initial Lumens	Average Rated Hours	Pkg Type	Pack	Notes
5		G4	<b>S3179</b>	5T3/CL	12	Clear	1 1/4"	32	C-6	50	2000	Box	48	
10		G4	<b>S3171</b>	10T3/CL	12	Clear	1 1/4"	32	C-6	120	2000	Box	48	
			<b>S3459</b>	10T3/CL	12	Clear	1 1/4"	32	C-6	120	2000	CD/1	12	
			<b>S1908</b>	10T3/F	12	Frost	1 1/4"	32	C-6	100	2000	Box	48	
20		G4	<b>S3120</b>	20T3/CL	12	Clear	1 1/4"	32	C-6	320	2000	Box	48	
			<b>S3468</b>	20T3/CL	12	Clear	1 1/4"	32	C-6	320	2000	CD/1	12	
			<b>S3420</b>	20T3/CL/2PK	12	Clear	1 1/4"	32	C-6	320	2000	CD/2	12	
			<b>S1909</b>	20T3/F	12	Frost	1 1/4"	32	C-6	300	2000	Box	48	
			<b>S1986</b>	20T3/CL/24V	24	Clear	1 1/4"	32	CC-6	260	2000	Box	48	
		<b>S4197</b>	20T3/CL	12	Clear	1 1/4"	32	C-6	320	2000	Box	48		
35		GY6.35	<b>S3160</b>	35T4/CL	12	Clear	1 9/16"	41	C-6	600	2000	Box	48	
			<b>S3469</b>	35T4/CL	12	Clear	1 9/16"	41	C-6	600	2000	CD/1	12	
			<b>S1910</b>	35T4/F	12	Frost	1 9/16"	41	C-6	550	2000	Box	48	
50		GY6.35	<b>S3121</b>	50T4/CL	12	Clear	1 9/16"	41	C-6	900	2000	Box	48	
			<b>S3470</b>	50T4/CL	12	Clear	1 9/16"	41	C-6	900	2000	CD/1	12	
			<b>S3421</b>	50T4/CL/2PK	12	Clear	1 9/16"	41	C-6	900	2000	CD/2	12	
			<b>S1911</b>	50T4/F	12	Frost	1 9/16"	41	C-6	850	2000	Box	48	
			<b>S1987</b>	50T4/CL/24V	24	Clear	1 9/16"	41	CC-6	850	2000	Box	48	
75		GY6.35	<b>S3156</b>	75T4/CL	12	Clear	1 9/16"	41	C-6	1350	2000	Box	48	
			<b>S3471</b>	75T4/CL	12	Clear	1 9/16"	41	C-6	1350	2000	CD/1	12	
			<b>S1912</b>	75T4/F	12	Frost	1 9/16"	41	C-6	1290	2000	Box	48	

### Enclosed Bi Pin Lamps 12 Volt

Watts	Bulb	Base	Satco Product Number	Lamp Code	Volts	Description	Finish	MOL Inches	Flmnt	Initial Lumens	Average Rated Hours	Pkg Type	Pack	Notes
20		G4	<b>S3193</b>	20JCGV-G12	12	Ball-Lite	White	2 7/32"	C-6	340	2000	Box	200/25	
			<b>S3187</b>	20JCGV-G14	12	Ball-Lite	White	2 7/32"	C-6	320	2000	Box	250/25	
		GX5.3	<b>S3190</b>	20JCGVL-G14	12	Longneck Ball-Lite	White	2 9/16"	C-6	320	2000	Box	200/25	
			<b>S4354</b>	20MR16/FROST TFR	12	Soft-Lite	Frost	1 7/8"		320	2000	Box	12	5

# Halogen Lamps



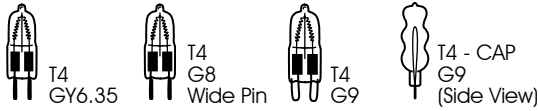
## Enclosed Bi Pin Lamps 12 Volt

Watts	Bulb	Base	Satco Product Number	Lamp Code	Volts	Description	Finish	MOL Inches	Flmnt	Initial Lumens	Average Rated Hours	Pkg Type	Pack	Notes
35	G14	GX5.3	S3188	35JCGV-G14	12	Ball-Lite	White	2 7/32"	C-6	620	2000	Box	250/25	
			S3191	35JCGV-L-G14	12	Longneck	White	2 9/16"	C-6	620	2000	Box	250/25	
	MR16	GX5.3	S4355	35MR16/FROST TFR	12	Soft-Lite	Frost	1 7/8"		620	2000	Box	12	5
50	G14	GX5.3	S3189	50JCGV-G14	12	Ball-Lite	White	2 7/32"	C-6	940	2000	Box	200/25	
			S3192	50JCGV-L-G14	12	Longneck	White	2 9/16"	C-6	940	2000	Box	200/25	
	MR16	GX5.3	S4356	50MR16/FROST TFR	12	Soft-Lite	Frost	1 7/8"		940	2000	Box	12	5

## Bi Pin Lamps - 120 Volt

Watts	Bulb	Base	Satco Product Number	Lamp Code	Volts	Finish	MOL Inches	MOL mm	Flmnt	Initial Lumens	Average Rated Hours	Pkg Type	Pack	Notes
20	T4	G8	S4610	20T4/CL/G8	120	Clear	1 13/16"	46	CC-2V	180	2000	Box	48	
			S3539	20T4/CL/G8	120	Clear	1 13/16"	46	CC-2V	180	2000	CD/1	12	
25	T4	GY6.35	S3197	25T4/CL	120	Clear	1 31/32"	50	CC-2V	240	2000	Box	48	
		G8	S4611	25T4/CL/G8	120	Clear	1 13/16"	46	CC-2V	240	2000	Box	48	
35	T4	GY6.35	S3164	35T4/CL	120	Clear	1 31/32"	50	CC-2V	400	2000	Box	48	
			S3418	35T4/CL	120	Clear	1 31/32"	50	CC-2V	400	2000	CD/1	12	
	G8	S4620	35T4/CL/G8	120	Clear	1 13/16"	46	CC-2V	400	2000	Box	48		
		S3540	35T4/CL/G8	120	Clear	1 13/16"	46	CC-2V	400	2000	CD/1	12		
50	T4	GY6.35	S3167	50T4/CL	120	Clear	1 31/32"	50	CC-2V	750	2000	Box	48	
			S3427	50T4/CL	120	Clear	1 31/32"	50	CC-2V	750	2000	CD/1	12	
	G8	S4612	50T4/CL/G8	120	Clear	1 13/16"	46	CC-2V	750	2000	Box	48		
		S3541	50T4/CL/G8	120	Clear	1 13/16"	46	CC-2V	750	2000	CD/1	12		
75	T4	GY6.35	S3168	75T4/CL	120	Clear	2 3/8"	60	CC-2V	1250	2000	Box	48	
			S3428	75T4/CL	120	Clear	2 3/8"	60	CC-2V	1250	2000	CD/1	12	
	G8	S4613	75T4/CL/G8	120	Clear	2 9/32"	58	CC-8	1250	2000	Box	48		
		S3542	75T4/CL/G8	120	Clear	2 9/32"	58	CC-8	1250	2000	CD/1	12		

halogen lamps



## Bi Pin Lamps - 120 Volt (cont.)

Watts	Bulb	Base	Satco Product Number	Lamp Code	Volts	Finish	MOL Inches	MOL mm	Fimnt	Initial Lumens	Average Rated Hours	Pkg Type	Pack	Notes
100		GY6.35	S1924	100T4/CL	120	Clear	2 3/8"	60	CC-2V	1600	2000	Box	48	
			S3419	100T4/CL	120	Clear	2 3/8"	60	CC-2V	1600	2000	CD/1	12	
		G8	S4622	100T4/CL/G8	120	Clear	2 9/32"	58	CC-8	1600	2000	Box	48	
			S3543	100T4/CL/G8	120	Clear	2 9/32"	58	CC-8	1600	2000	CD/1	12	

## Double Loop G9 – 120 Volt

Watts	Bulb	Base	Satco Product Number	Lamp Code	Volts	Finish	MOL Inches	MOL mm	Fimnt	Initial Lumens	Average Rated Hours	Pkg Type	Pack	Notes
20		G9	S4614	20T4/G9/CL	120	Clear	1 25/32"	45	CC-2V	180	2000	Box	48	
25		G9	S4615	25T4/G9/CL	120	Clear	1 25/32"	45	CC-2V	240	2000	Box	48	
35		G9	S4621	35T4/G9/CL	120	Clear	1 25/32"	45	CC-2V	400	2000	Box	48	
			S3544	35T4/G9/CL	120	Clear	1 25/32"	45	CC-2V	400	2000	CD/1	12	
40		G9	S4357 ▲	40CAP/G9/CL	120	Clear	1 25/32"	45	CC-2V	500	2000	Box	20	4
			S4358 ▲	40CAP/G9/FR	120	Frost	1 25/32"	45	CC-2V	450	2000	Box	20	4
50		G9	S4616	50T4/G9/CL	120	Clear	1 25/32"	45	CC-2V	750	2000	Box	48	
			S3545	50T4/G9/CL	120	Clear	1 25/32"	45	CC-2V	750	2000	CD/1	12	
60		G9	S4359 ▲	60CAP/G9/CL	120	Clear	1 27/32"	47	CC-2V	800	2000	Box	20	4
			S4360 ▲	60CAP/G9/FR	120	Frost	1 27/32"	47	CC-2V	720	2000	Box	20	4
75		G9	S4617	75T4/G9/CL	120	Clear	2 7/32"	56	CC-8	1250	2000	Box	48	
			S3546	75T4/G9/CL	120	Clear	2 7/32"	56	CC-8	1250	2000	CD/1	12	
100		G9	S4642	100T4/G9/CL	120	Clear	2 7/32"	56	CC-8	1600	2000	Box	48	
			S3547	100T4/G9/CL	120	Clear	2 7/32"	56	CC-8	1600	2000	CD/1	12	

# Halogen Lamps



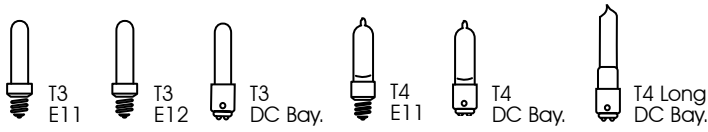
## E11 – DC Bay

### Single Ended - E11 MiniCan - E12 Cand - E14 Euro - B15D DC Bay

Watts	Bulb	Base	Satco Product Number	Lamp Code	Volts	Finish	MOL Inches	MOL mm	Filament	Initial Lumens	Avg Rated Hours	Pkg Type	Pack	Notes
20		E11	S4486	KX20CL/3M/MC	120	Clear	2 5/16"	59	CC-8	200	3000	Box	10	1
			S4489	KX20FR/3M/MC	120	Frost	2 5/16"	59	CC-8	200	3000	Box	10	1
		E12	S4480	KX20CL/3M/E12	120	Clear	2 7/16"	63	CC-8	200	3000	Box	10	1
			S4483	KX20FR/3M/E12	120	Frost	2 7/16"	63	CC-8	200	3000	Box	10	1
		DC Bay.	S4492	KX20CL/3M/DC	120	Clear	2 1/4"	58	CC-8	200	3000	Box	10	1
			S4495	KX20FR/3M/DC	120	Frost	2 1/4"	58	CC-8	200	3000	Box	10	1
35		E11	S3165	35Q/CL/MC	120	Clear	2 5/16"	58	CC-2V	400	2000	Box	12	
			S1913	35Q/FR/MC	120	Frost	2 5/16"	58	CC-2V	360	2000	Box	12	
		DC Bay.	S1979	35Q/CL/DC	120	Clear	2 3/32"	53	CC-2V	400	2000	Box	12	
			S1980	35Q/FR/DC	120	Frost	2 3/32"	53	CC-2V	360	2000	Box	12	
40		E11	S4487	KX40CL/3M/MC	120	Clear	2 5/16"	59	CC-8	560	3000	Box	10	1
			S4490	KX40FR/3M/MC	120	Frost	2 5/16"	59	CC-8	560	3000	Box	10	1
		E12	S4481	KX40CL/3M/E12	120	Clear	2 7/16"	63	CC-8	560	3000	Box	10	1
			S4484	KX40FR/3M/E12	120	Frost	2 7/16"	63	CC-8	560	3000	Box	10	1
		DC Bay.	S4493	KX40CL/3M/DC	120	Clear	2 1/4"	58	CC-8	560	3000	Box	10	1
			S4496	KX40FR/3M/DC	120	Frost	2 1/4"	58	CC-8	560	3000	Box	10	1
50		E11	S3162	50Q/CL/MC	120	Clear	2 5/16"	58	CC-2V	750	2000	Box	12	
			S3198	50Q/CL/MC	130	Clear	2 5/16"	58	CC-2V	750	2000	Box	12	
			S1914	50Q/F/MC	120	Frost	2 5/16"	58	CC-2V	675	2000	Box	12	
		DC Bay.	S1981	50Q/CL/DC	120	Clear	2 3/32"	53	CC-2V	750	2000	Box	12	
			S1982	50Q/F/DC	120	Frost	2 3/32"	53	CC-2V	675	2000	Box	12	

halogen lamps



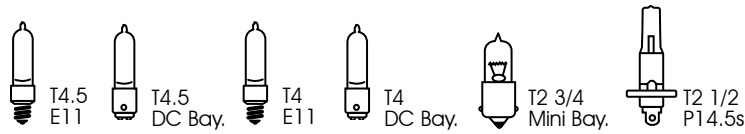


## Single Ended - E11 MiniCan - E12 Cand - E14 Euro - B15D DC Bay (cont.)

Watts	Bulb	Base	Satco Product Number	Lamp Code	Volts	Finish	MOL Inches	MOL mm	Filament	Initial Lumens	Avg Rated Hours	Pkg Type	Pack	Notes	
60		E11	S4488	KX60CL/3M/MC	120	Clear	2 5/16"	59	CC-8	960	3000	Box	10	1	
			S4491	KX60FR/3M/MC	120	Frost	2 5/16"	59	CC-8	950	3000	Box	10	1	
		E12	S4482	KX60CL/3M/E12	120	Clear	2 7/16"	63	CC-8	960	3000	Box	10	1	
	S4485		KX60FR/3M/E12	120	Frost	2 7/16"	63	CC-8	950	3000	Box	10	1		
		DC Bay.	S4494	KX60CL/3M/DC	120	Clear	2 1/4"	58	CC-8	960	3000	Box	10	1	
			S4497	KX60FR/3M/DC	120	Frost	2 1/4"	58	CC-8	950	3000	Box	10	1	
75		E11	S3157	75Q/CL/MC	120	Clear	2 11/16"	68	CC-8	1250	2000	Box	12		
			S3484	75Q/CL/MC	120	Clear	2 11/16"	68	CC-8	1250	2000	CD/1	12		
			S1915	75Q/F/MC	120	Frost	2 11/16"	68	CC-8	1125	2000	Box	12		
		DC Bay.	S3159	75Q/CL/DC	120	Clear	2 13/32"	61	CC-8	1250	2000	Box	12		
			S3432	75Q/CL/DC	120	Clear	2 13/32"	61	CC-8	1250	2000	CD/1	12		
			S1919	75Q/F/DC	120	Frost	2 13/32"	61	CC-8	1125	2000	Box	12		
		T4 Long DC Bay.	S4437	75Q/CL/DC	120	Clear	3 3/8"	86	CC-2V	1600	2000	Box	12		
	100		E11	S3107	100Q/CL/MC	120	Clear	2 11/16"	68	CC-8	1600	2000	Box	12	
				S3485	100Q/CL/MC	120	Clear	2 11/16"	68	CC-8	1600	2000	CD/1	12	
S1916				100Q/FR/MC	120	Frost	2 11/16"	68	CC-8	1440	2000	Box	12		
		E14	S3132	100Q/CL/E14	120	Clear	2 15/16"	74	CC-8	1600	2000	Box	12		
			S3491	100Q/CL/E14	120	Clear	2 15/16"	74	CC-8	1600	2000	CD/1	12		
		DC Bay.	S3147	100Q/CL/DC	120	Clear	2 13/32"	61	CC-8	1600	2000	Box	12		
			S3488	100Q/CL/DC	120	Clear	2 13/32"	61	CC-8	1600	2000	CD/1	12		
			S1920	100Q/F/DC	120	Frost	2 13/32"	61	CC-8	1440	2000	Box	12		
		T4 Long DC Bay.	S4361	100Q/CL/DC	120	Clear	3 3/8"	86	CC-2V	1600	2000	Box	10	2	

halogen lamps

# Halogen Lamps



## Single Ended - E11 MiniCan - E12 Cand - E14 Euro - B15D DC Bay (cont.)

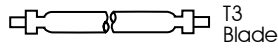
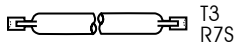
Watts	Bulb	Base	Satco Product Number	Lamp Code	Volts	Finish	MOL Inches	MOL mm	Filament	Initial Lumens	Avg Rated Hours	Pkg Type	Pack	Notes
150		E11	S3108	150Q/CL/MC	120	Clear	2 23/32"	69	CC-8	2400	2000	Box	12	
			S3486	150Q/CL/MC	120	Clear	2 23/32"	69	CC-8	2400	2000	CD/1	12	
			S1917	150Q/F/MC	120	Frost	2 23/32"	68	CC-8	2160	2000	Box	12	
		E14	S3133	150Q/CL/E14	120	Clear	3 1/32"	77	CC-8	2400	2000	Box	12	
			S3492	150Q/CL/E14	120	Clear	3 1/32"	77	CC-8	2400	2000	CD/1	12	
			S3122	150Q/CL/DC	120	Clear	2 13/32"	61	CC-8	2400	2000	Box	12	
		DC Bay.	S3489	150Q/CL/DC	120	Clear	2 13/32"	61	CC-8	2400	2000	CD/1	12	
			S1921	150Q/F/DC	120	Frost	2 13/32"	61	CC-8	2160	2000	Box	12	
250		E11	S3109	250Q/CL/MC	120	Clear	3 5/32"	80	CC-8	4350	2000	Box	12	
			S3487	250Q/CL/MC	120	Clear	3 5/32"	80	CC-8	4350	2000	CD/1	12	
			S1918	250Q/F/MC	120	Frost	3 5/32"	80	CC-8	3915	2000	Box	12	
		E14	S3134	250Q/CL/E14	120	Clear	3 11/32"	85	CC-8	4350	2000	Box	12	
			S3493	250Q/CL/E14	120	Clear	3 11/32"	85	CC-8	4350	2000	CD/1	12	
			S3123	250Q/CL/DC	120	Clear	2 27/32"	72	CC-8	4350	2000	Box	12	
		DC Bay.	S3490	250Q/CL/DC	120	Clear	2 27/32"	72	CC-8	4350	2000	CD/1	12	
			S1922	250Q/F/DC	120	Frost	2 27/32"	72	CC-8	3915	2000	Box	12	
500		E11	S3181	500Q/CL	120	Clear	3 15/32"	88	CC-8	8500	2000	Box	12	
			S4362 ▲	500Q/CL/MC/EVR	120	Clear	3 3/4"	95	CC-8	10450	2000	Box	12	3
			S3182	500Q/F	120	Frost	3 15/32"	88	CC-8	7650	2000	Box	12	
		DC Bay.	S4363 ▲	500Q/MC/EYX	120	Frost	3 3/4"	95	CC-8	10100	2000	Box	12	3
			S1983	500Q/CL	120	Clear	3 3/4"	95	CC-8	8500	2000	Box	12	
			S1984	500Q/F	120	Frost	3 3/4"	95	CC-8	7650	2000	Box	12	

## Specialty Single Ended Lamps

Watts	Bulb	Base	Satco Product Number	Lamp Code	Volts	Finish	MOL Inches	MOL mm	Filament	Initial Lumens	Avg Rated Hours	Pkg Type	Pack	Notes
5	T2 3/4	Mini Bay	VJ020 ▲	64111	12	Clear	1 9/32"	33	C-6	50	240	Slve	10	10
55	T2 1/2	P14.5s	VM010 ▲	64150	120	Clear	2 7/16"	63	C-8	1000	350	Slve	10	11

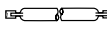
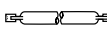
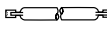
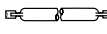


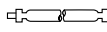
Don't see the lamp you need? Call Customer Service 1-800-43-SATCO

halogen lamps



## Linear Double Ended Lamps

### Double Ended J-Style

Watts	Bulb	Base	Satco Product Number	Lamp Code	Volts	Finish	MOL Inches	MOL mm	Filament	Average Rated Hours	Initial Lumens	Pkg Type	Pack
75	T3	R7S	S3199	75T3Q/CL	120	Clear	3 1/8"	78 mm	C-8	2000	1200	Box	12
			 S3183	75T3Q/CL	130	Clear	3 1/8"	78 mm	C-8	2000	1200	Box	12
100	T3	R7S	S3146	100T3Q/CL	120	Clear	3 1/8"	78 mm	C-8	2000	1650	Box	12
			 S3480	100T3Q/CL	120	Clear	3 1/8"	78 mm	C-8	2000	1650	CD/1	12
			S3422	100T3Q/CL/2PK	120	Clear	3 1/8"	78 mm	C-8	2000	1650	CD/2	12
			S3166	100T3Q/CL	120	Clear	4 11/16"	118 mm	C-8	2000	1650	Box	12
			S3431	100T3Q/CL	120	Clear	4 11/16"	118 mm	C-8	2000	1650	CD/1	12
150	T3	R7S	S3135	150T3Q/CL	120	Clear	3 1/8"	78 mm	C-8	2000	2600	Box	12
			 S3481	150T3Q/CL	120	Clear	3 1/8"	78 mm	C-8	2000	2600	CD/1	12
			S3423	150T3Q/CL/2PK	120	Clear	3 1/8"	78 mm	C-8	2000	2600	CD/2	12
			S3142	150T3Q/CL	120	Clear	4 11/16"	118 mm	C-8	2000	2600	Box	12
			S3494	150T3Q/CL	120	Clear	4 11/16"	118 mm	C-8	2000	2600	CD/1	12
180	T3	R7S	S2531	180T3Q/CL	120	Clear	4 11/16"	118 mm	C-8	2000	3760	Box	12
200	T3	R7S	S3145	200T3Q/CL	120	Clear	3 1/8"	78 mm	C-8	2000	3200	Box	12
			 S3482	200T3Q/CL	120	Clear	3 1/8"	78 mm	C-8	2000	3200	CD/1	12
			S3136	200T3Q/CL	120	Clear	4 11/16"	118 mm	C-8	2000	3200	Box	12
			S3495	200T3Q/CL	120	Clear	4 11/16"	118 mm	C-8	2000	3200	CD/1	12
250	T3	R7S	S3184	250T3Q/CL	120	Clear	3 1/8"	78 mm	C-8	2000	3950	Box	12
			 S3426	250T3Q/CL	120	Clear	3 1/8"	78 mm	C-8	2000	3950	CD/1	12
300	T3	R7S	S3104	300T3Q/CL	120	Clear	4 11/16"	118 mm	C-8	2000	5000	Box	12
			 S3496	300T3Q/CL	120	Clear	4 11/16"	118 mm	C-8	2000	5000	CD/1	12
			S3430	300T3Q/CL/2PK	120	Clear	4 11/16"	118 mm	C-8	2000	5000	CD/2	12
			S3410	300T3Q/CL/3PK	120	Clear	4 11/16"	118 mm	C-8	2000	5000	CD/3	12
			S1925	300T3Q/CL	130	Clear	4 11/16"	118 mm	C-8	2000	5000	Box	12
	Blade	S3180	300T3Q/CL	120	Clear	5 13/16"	145 mm	C-8	2000	5000	Box	12	
	 S3429	300T3Q/CL	120	Clear	5 13/16"	145 mm	C-8	2000	5000	CD/1	12		

halogen lamps

# Halogen Lamps



## Linear Double Ended Lamps

### Double Ended J-Style (cont.)

Watts	Bulb	Base	Satco Product Number	Lamp Code	Volts	Finish	MOL Inches	MOL mm	Filament	Average Rated Hours	Initial Lumens	Pkg Type	Pack
500	T3	R7S	S3105	500T3Q/CL	120	Clear	4 11/16"	118 mm	C-8	2000	9500	Box	12
			S3497	500T3Q/CL	120	Clear	4 11/16"	118 mm	C-8	2000	9500	CD/1	12
			S3433	500T3Q/CL/2PK	120	Clear	4 11/16"	118 mm	C-8	2000	9500	CD/2	12
			S3411	500T3Q/CL/3PK	120	Clear	4 11/16"	118 mm	C-8	2000	9500	CD/3	12
			S1926	500T3Q/CL	130	Clear	4 11/16"	118 mm	C-8	2000	9500	Box	12
			S2228	500T3Q/CL/RS	130	Clear	4 11/16"	118 mm	C-8	2000	9500	Box	12
	Blade	S1923	500T3Q/CL	120	Clear	5 13/16"	145 mm	C-8	2000	9500	Box	12	
1000	T3	R7S	S4198	1000T3Q/CL	120	Clear	10 1/16"	254 mm	C-8	2000	15000	Box	12
			S4199	1000T3Q/CL	240	Clear	10 1/16"	254 mm	C-8	2000	15000	Box	12
1500	T3	R7S	S3106	1500T3Q/CL	240	Clear	10 1/16"	254 mm	C-8	2000	30000	Box	12
			S4169	1500T3Q/CL	120	Clear	10 1/16"	254 mm	C-8	2000	30000	Box	12

## MR8, MR11, MR16 Lamps

### MR8 Bi Pin Base 12 Volt

Watts	Bulb	Base	Satco Product Number	Lamp Code	Beam Pattern	ANSI	Volts	Lens	CBCP	Avg. Rated Hours	UV Block	Filament	MOL	Pkg Type	Ctn.	Notes
10	MR8	GZ4	S4646	10MR8/NSP	NSP 9		12	Y		2000	N	C-6	1 1/4"	Box	12	
			S4645	10MR8/NFL	NFL 23		12	Y		2000	N	C-6	1 1/4"	Box	12	

### MR11 Bi Pin Base 6, 12, & 24 Volt

Watts	Bulb	Base	Satco Product Number	Lamp Code	Beam Pattern	ANSI	Volts	Lens	CBCP	Avg. Rated Hours	UV Block	Filament	MOL	Pkg Type	Ctn.	Notes
5	MR11	GZ4	S4628	5MR11/NFL	NFL 30		6	Y		2000			1 1/4"	Box	12	
			S3194	5MR11/NSP	NSP 9		12		200	2000		C-6	1 1/4"	Box	12	
10	MR11	GZ4	S4629	10MR11/NFL	NFL 30		6	Y		2000			1 1/4"	Box	12	
			S3195	10MR11/SP	SP 12		12		650	2000		C-6	1 1/4"	Box	12	

Don't see the lamp you need? Call Customer Service 1-800-43-SATCO



## MR11 Bi Pin Base 12 & 24 Volt

Watts	Bulb	Base	Satco Product Number	Lamp Code	Beam Pattern	ANSI	Volts	Lens	CBCP	Avg. Rated Hours	UV Block	Filament	MOL	Pkg Type	Ctn.	Notes	
20		GZ4	S3150	20MR11/NSP	NSP 9	FTB	12		2500	2000		C-6	1 1/4"	Box	12		
			S3152	20MR11/SP	SP 12	FTC	12		1750	2000		C-6	1 1/4"	Box	12		
			S3464	20MR11/SP	SP 12	FTC	12		1750	2000	Y	C-6	1 1/4"	CD/1	12		
			S1990	20MR11/SP/C	SP 12	FTC/C/24	24	Y	1750	2000	Y	C-6	1 1/4"	Box	12		
			S3154	20MR11/NFL	NFL 24	FTD	12		700	2000		C-6	1 1/4"	Box	12		
			S3465	20MR11/NFL	NFL 24	FTD	12		700	2000	Y	C-6	1 1/4"	CD/1	12		
			S3424	20MR11/NFL/2PK	NFL 24	FTD	12		700	2000	Y	C-6	1 1/4"	CD/2	12		
			S1950	20MR11/NFL/C	NFL 24	FTD/C	12	Y	700	2000		C-6	1 1/4"	Box	12		
			S1988	20MR11/NFL/C	NFL 24	FTD/C/24	24	Y	700	2000	Y	C-6	1 1/4"	Box	12		
			S4124	20MR11/FL/FR/C	FL 36		12	Y		2000	Y	C-6	1 1/4"	Box	12		

SOFTRAY

35		GZ4	S3151	35MR11/NSP	NSP 9	FTE	12		4500	2000		C-6	1 1/4"	Box	12		
			S1991	35MR11/NSP/C	NSP 9	FTE/C/24	24	Y	4500	2000	Y	C-6	1 1/4"	Box	12		
			S3153	35MR11/SP	SP12	FTF	12		2500	2000		C-6	1 1/4"	Box	12		
			S3466	35MR11/SP	SP12	FTF	12		2500	2000	Y	C-6	1 1/4"	CD/1	12		
			S3155	35MR11/NFL	NFL 24	FTH	12		1550	2000		C-6	1 1/4"	Box	12		
			S3467	35MR11/NFL	NFL 24	FTH	12		1550	2000	Y	C-6	1 1/4"	CD/1	12		
			S3425	35MR11/NFL/2PK	NFL 24	FTH	12		1550	2000	Y	C-6	1 1/4"	CD/2	12		
			S1951	35MR11/NFL/C	NFL 24	FTH/C	12	Y	1550	2000		C-6	1 1/4"	Box	12		
			S1989	35MR11/NFL/C	NFL 24	FTH/C/24	24	Y	1550	2000	Y	C-6	1 1/4"	Box	12		
			S4125	35MR11/FL/FR/C	FL 36		12	Y		2000	Y	C-6	1 1/4"	Box	12		

SOFTRAY

## MR11 GU10 Base Frosted Back With Lens 12 Volt

Watts	Bulb	Base	Satco Product Number	Lamp Code	Beam Pattern	ANSI	Volts	Lens	CBCP	Avg. Rated Hours	UV Block	Filament	MOL	Pkg Type	Ctn.	Notes
20	MR11	GU10	S4195	20MR11/FL	FL 30		12	Y	700	2000		C-6	1 1/4"	Box	12	
35	MR11	GU10	S4196	35MR11/FL	FL 30		12	Y	1550	2000		C-6	1 1/4"	Box	12	



# Halogen Lamps



MR11  
DC Bay.



MR16  
GX5.3

## MR11 DC Bayonet Base 12 Volt

Watts	Bulb	Base	Satco Product Number	Lamp Code	Beam Pattern	ANSI	Volts	Lens	CBCP	Avg. Rated Hours	UV Block	Filament	MOL	Pkg Type	Ctn.	Notes
20		DC Bay.	S1954	20MR11/SP/DC	SP 12	FST/C	12	Y	1750	2000	Y	C-6	1 5/8"	Box	12	
			S1952	20MR11/NFL/DC	NFL 24	FSV/C	12	Y	700	2000	Y	C-6	1 5/8"	Box	12	
35		DC Bay.	S1955	35MR11/SP/DC	SP 12	GDY/C	12	Y	2550	2000	Y	C-6	1 5/8"	Box	12	
			S1953	35MR11/NFL/DC	NFL 24	GDZ/C	12	Y	1550	2000	Y	C-6	1 5/8"	Box	12	

## MR16 Bi Pin 12 & 24 Volt

Watts	Bulb	Base	Satco Product Number	Lamp Code	Beam Pattern	ANSI	Volts	Lens	CBCP	Avg. Rated Hours	UV Block	Filament	MOL	Pkg Type	Ctn.	Notes
10		GX5.3	S4185	10MR16/NFL	NFL 38	ESX	12		600	2000	Y	C-8	1 7/8"	CD/1	12	
20		GX5.3	S1957	20MR16/NSP	NSP 9	ESX	12		4100	2000	Y	C-8	1 7/8"	Box	12	
			S3460	20MR16/NSP	NSP 9	ESX	12		4100	2000	Y	C-8	1 7/8"	CD/1	12	
			S1967	20MR16/NSP/C	NSP 9	ESX/C	12	Y	4100	2000	Y	C-8	1 7/8"	Box	12	
			S1995	20MR16/NSP/C	NSP 9	ESX/C	24	Y	4100	2000	Y	C-8	1 7/8"	Box	12	
			S1956	20MR16/FL	FL 36	BAB	12		700	2000	Y	C-6	1 7/8"	Box	12	
			S3461	20MR16/FL	FL 36	BAB	12		700	2000	Y	C-6	1 7/8"	CD/1		
			S1966	20MR16/FL/C	FL 36	BAB/C	12	Y	700	2000	Y	C-6	1 7/8"	Box	12	
			S1992	20MR16/FL/C	FL 36	BAB/C	24	Y	700	2000	Y	C-8	1 7/8"	Box	12	
35		GX5.3	S1958	35MR16/NSP	NSP 9	FRB	12		7000	2000	Y	C-6	1 7/8"	Box	12	
			S4364	35MR16/NSP/C	NSP 9	FRB/C	12	Y	7000	2000	Y	C-6	1 7/8"	Box	12	
			S1996	35MR16/NSP/C	NSP 9	FRB/C	24	Y	7000	2000	Y	C-6	1 7/8"	Box	12	
			S1959	35MR16/FL	FL 36	FMW	12		1250	2000	Y	C-6	1 7/8"	Box	12	
			S4365	35MR16/FL/C	FL 36	FMW/C	12	Y	1250	2000	Y	C-6	1 7/8"	Box	12	
			S1993	35MR16/FL/C	FL 36	FMW/C	24	Y	700	2000	Y	C-6	1 7/8"	Box	12	
50		GX5.3	S1961	50MR16/NSP	NSP 9	EXT	12		10000	2000	Y	C-6	1 7/8"	Box	12	
			S3462	50MR16/NSP	NSP 9	EXT	12		10000	2000	Y	C-6	1 7/8"	CD/1	12	
			S3170	50MR16/NSP/C	NSP 9	EXT/C	12	Y	10000	2000	Y	C-8	1 7/8"	Box	12	
			S1997	50MR16/NSP/C	NSP 9	EXT/C	24	Y	10000	2000	Y	C-8	1 7/8"	Box	12	
			S1962	50MR16/NFL	NFL 18	EXZ	12		4400	2000	Y	C-6	1 7/8"	Box	12	
			S1960	50MR16/FL	FL 36	EXN	12		1700	2000	Y	C-8	1 7/8"	Box	12	
			S3463	50MR16/FL	FL 36	EXN	12		1700	2000	Y	C-8	1 7/8"	CD/1	12	
			S3169	50MR16/FL/C	FL 36	EXN/C	12	Y	1700	2000	Y	C-8	1 7/8"	Box	12	
SOFTRAY	S1994	50MR16/FL/C	FL 36	EXN/C	24	Y	1700	2000	Y	C-8	1 7/8"	Box	12			
															S4122	50MR16/FL/FR/C
SOFTRAY	S1963	50MR16/WFL	WFL 60	FNV	12		2200	2000	Y	C-6	1 7/8"	Box	12			

halogen lamps



halogen lamps



## MR16 Bi Pin 12 & 24 Volt

Watts	Bulb	Base	Satco Product Number	Lamp Code	Beam Pattern	ANSI	Volts	Lens	CBCP	Avg. Rated Hours	UV Block	Filament	MOL	Pkg Type	Ctn.	Notes
65		GX5.3	S1965	65MR16/NSP	NSP 9	FPA	12		9530	2000	Y	C-6	1 7/8"	Box	12	
			S1969	65MR16/NSP/C	NSP 9	FPA	12	Y	9500	2000	Y	C-8	1 7/8"	Box	12	
			S1964	65MR16/FL	FL 36	FPB	12		3600	2000	Y	C-6	1 7/8"	Box	12	
			S1968	65MR16/FL/C	FL 36	FPB	12	Y	3600	2000	Y	C-6	1 7/8"	Box	12	
			<i>SOFTRAY</i> S4123	65MR16/FL/FR/C	FL 36			12	Y	880	2000	Y	C-6	1 7/8"	Box	12
75		GX5.3	S4187	75MR16/FL/C	FL 38	EYC	12	Y	1650	2000	Y	C-6	1 7/8"	Box	12	
			S4188	75MR16/SP/C	SP 9	EYF	12	Y	9600	2000	Y	C-8	1 7/8"	Box	12	

## MR11 Bi Pin Coated Lensed Reflector 12 Volt (Black & Silver)

Watts	Bulb	Base	Satco Product Number	Lamp Code	Beam Pattern	ANSI	Volts	Finish	CBCP	Avg. Rated Hours	UV Block	Filament	MOL	Pkg Type	Ctn.	Notes
20		GZ4	S4170	20MR11/FTD/S/C	NFL30°	FTD	12	Silver	700	3000	Y	C,AX	1 1/4"	Box	12	
			S4173	20MR11/FTD/B/C	NFL30°	FTD	12	Black	700	3000	Y	C,AX	1 1/4"	Box	12	
35		GZ4	S4172	35MR11/FTH/S/C	NFL30°	FTH	12	Silver	1250	3000	Y	C,AX	1 1/4"	Box	12	
			S4174	35MR11/FTH/B/C	NFL30°	FTH	12	Black	1250	3000	Y	C,AX	1 1/4"	Box	12	

## MR16 Bi Pin Coated Lensed Reflector 12 Volt (Black & Silver)

Watts	Bulb	Base	Satco Product Number	Lamp Code	Beam Pattern	ANSI	Volts	Finish	CBCP	Avg. Rated Hours	UV Block	Filament	MOL	Pkg Type	Ctn.	Notes
20		GX5.3	S4175	20MR16/BAB/S/C	FL38°	BAB	12	Silver	700	3000	Y	C,AX	1 7/8"	Box	12	
			S4178	20MR16/BAB/B/C	FL38°	BAB	12	Black	700	3000	Y	C,AX	1 7/8"	Box	12	
35		GX5.3	S4176	35MR16/FMW/S/C	FL38°	FMW	12	Silver	1250	3000	Y	C,AX	1 7/8"	Box	12	
			S4179	35MR16/FMW/B/C	FL38°	FMW	12	Black	1250	3000	Y	C,AX	1 7/8"	Box	12	
50		GX5.3	S4177	50MR16/EXN/S/C	FL38°	EXN	12	Silver	1250	3000	Y	C,AX	1 7/8"	Box	12	
			S4180	50MR16/EXN/B/C	FL38°	EXN	12	Black	1250	3000	Y	C,AX	1 7/8"	Box	12	

## MR16 GU10 Coated Lensed Reflector 120 Volt (Black & Silver)

Watts	Bulb	Base	Satco Product Number	Lamp Code	Beam Pattern	ANSI	Volts	Finish	CBCP	Avg. Rated Hours	UV Block	Filament	MOL	Pkg Type	Ctn.	Notes
35		GU10	S4181	35MR16/FMW/S/GU10	FL38°	FMW	120	Silver	1250	3000	Y	CC-8	1 7/8"	Box	12	
			S4183	35MR16/FMW/B/GU10	FL38°	FMW	120	Black	1250	3000	Y	CC-8	1 7/8"	Box	12	

# Halogen Lamps



## MR16 GU10 Coated Lensed Reflector 120 Volt (Black & Silver)

Watts	Bulb	Base	Satco Product Number	Lamp Code	Beam Pattern	ANSI	Volts	Finish	CBCP	Avg. Rated Hours	UV Block	Filament	MOL	Pkg Type	Ctn.	Notes
50	MR16	GU10	S4182	50MR16/EXNS/GU10	FL38°	FMW	120	Silver	1700	3000	Y	CC-8	1 7/8"	Box	12	
			S4184	50MR16/EXNB/GU10	FL38°	FMW	120	Black	1700	3000	Y	CC-8	1 7/8"	Box	12	
20	MR16	GU10	S4190	20MR16/BAB/ALU/GU10	FL38°	BAB	120	Alu.	700	3000	Y	C,AX	1 7/8"	Box	12	
35	MR16	GU10	S4192	35MR16/FMW/ALU/GU10	FL38°	BAB	120	Alu.	1250	3000	Y	C,AX	1 7/8"	Box	12	
50	MR16	GU10	S4194	50MR16/EXN / ALU/GU10	FL38°	BAB	120	Alu.	1700	3000	Y	C,AX	1 7/8"	Box	12	

## MR16 Bi Pin Aluminized Reflector 12 Volt

Watts	Bulb	Base	Satco Product Number	Lamp Code	Beam Pattern	ANSI	Volts	Lens	CBCP	Avg. Rated Hours	UV Block	Filament	MOL	Pkg Type	Ctn.	Notes
20	MR16	GU5.3	S2603 ▲	20MR16/B/NSP	NSP 10	ESX	12		4650	4000	Y	AX	1 3/4"	Box	20	6
			S2601 ▲	20MR16/B/FL	FL 35	BAB	12		625	4000	Y	AX	1 3/4"	Box	20	6
35	MR16	GU5.3	S2606 ▲	35MR16/B/SP	SP10	FRB	12		8700	4000	Y	AX	1 3/4"	Box	20	6
			S2605 ▲	35MR16/B/FL	FL 35	FMW	12		1300	4000	Y	AX	1 3/4"	Box	20	6
50	MR16	GU5.3	S2610 ▲	50MR16/B/SP	SP 11	EXT	12		10500	4000	Y	AX	1 3/4"	Box	20	6
			S2609 ▲	50MR16/B/NFL	NFL25	EXZ	12		3000	4000	Y	AX	1 3/4"	Box	20	6
			S2607 ▲	50MR16/B/FL	FL 35	EXN	12		1900	4000	Y	AX	1 3/4"	Box	20	6

## MR16 Bi Pin Hard Coated Dichroic Reflector 12 Volt

Watts	Bulb	Base	Satco Product Number	Lamp Code	Beam Pattern	ANSI	Volts	Lens	CBCP	Avg. Rated Hours	UV Block	Filament	MOL	Pkg Type	Ctn.	Notes
20	MR16	GU5.3	S2616 ▲	20MR16/T/SP/C	SP 10	ESX	12	Y	5000	4000	Y	AX	1 3/4"	Box	20	7
			S2615 ▲	20MR16/T/FL/C	FL 40	BAB	12	Y	700	4000	Y	AX	1 3/4"	Box	20	7
			S2617 ▲	20MR16/T/WFL/C	WFL 60		12	Y	350	4000	Y	AX	1 3/4"	Box	20	7
35	MR16	GU5.3	S2620 ▲	35MR16/T/SP/C	SP 10	FRB	12	Y	8300	4000	Y	AX	1 3/4"	Box	20	7
			S2619 ▲	35MR16/T/NFL/C	NFL 25		12	Y	3100	4000	Y	AX	1 3/4"	Box	20	7
			S2618 ▲	35MR16/T/FL/C	FL 40	FMW	12	Y	1250	4000	Y	AX	1 3/4"	Box	20	7
			S2621 ▲	35MR16/T/WFL/C	WFL 60		12	Y	650	4000	Y	AX	1 3/4"	Box	20	7

Don't see the lamp you need? Call Customer Service 1-800-43-SATCO





MR16  
GU5.3



MR16  
DC Bay.

## MR16 Bi Pin Aluminized Reflector 12 Volt

Watts	Bulb	Base	Satco Product Number	Lamp Code	Beam Pattern	ANSI	Volts	Lens	CBCP	Avg. Rated Hours	UV Block	Filament	MOL	Pkg Type	Ctn.	Notes
50		GU5.3	S2624 ▲	50MR16/T/SP/C	SP 10	EXT	12	Y	11500	4000	Y	AX	1 3/4"	Box	20	7
			S2623 ▲	50MR16/T/NFL/C	NFL 25	EXZ	12	Y	3200	4000	Y	AX	1 3/4"	Box	20	7
			S2622 ▲	50MR16/T/FL/C	FL 40	EXN	12	Y	2000	4000	Y	AX	1 3/4"	Box	20	7
			S2625 ▲	50MR16/T/WFL/C	WFL 60	FNV	12	Y	1000	4000	Y	AX	1 3/4"	Box	20	7

65		GU5.3	S2628 ▲	65MR16/T/SP/C	SP 10	FPA	12	Y	14000	4000	Y	AX	1 3/4"	Box	20	7
			S2627 ▲	65MR16/T/NFL/C	NFL 25	FPC	12	Y	4000	4000	Y	AX	1 3/4"	Box	20	7
			S2626 ▲	65MR16/T/FL/C	FL 40	FPB	12	Y	2100	4000	Y	AX	1 3/4"	Box	20	7
			S2629 ▲	65MR16/T/WFL/C	WFL 60		12	Y	1050	4000	Y	AX	1 3/4"	Box	20	7

## MR16 Bi Pin Energy Saver 12 Volt with Infrared Reflective Coating

Watts	Bulb	Base	Satco Product Number	Lamp Code	Beam Pattern	ANSI	Volts	Lens	CBCP	Avg. Rated Hours	UV Block	Filament	MOL	Pkg Type	Ctn.	Notes
20		GU5.3	S2632 ▲	20MR16/IR/SP	SP 10		12	Y	6000	4000	Y	AX	1 3/4"	Box	20	8
			S2631 ▲	20MR16/IR/NFL	NFL 25		12	Y	2300	4000	Y	AX	1 3/4"	Box	20	8
			S2630 ▲	20MR16/IR/FL	FL 40		12	Y	1000	4000	Y	AX	1 3/4"	Box	20	8
			S2633 ▲	20MR16/IR/WFL	WFL 60		12	Y	450	4000	Y	AX	1 3/4"	Box	20	8

37		GU5.3	S2636 ▲	37MR16/IR/SP	SP 10		12	Y	12500	4000	Y	AX	1 3/4"	Box	20	8
			S2635 ▲	37MR16/IR/NFL	NFL 25		12	Y	4400	4000	Y	AX	1 3/4"	Box	20	8
			S2634 ▲	37MR16/IR/FL	FL 40		12	Y	2200	4000	Y	AX	1 3/4"	Box	20	8
			S2637 ▲	37MR16/IR/WFL	WFL 60		12	Y	1100	4000	Y	AX	1 3/4"	Box	20	8

50		GU5.3	S2640 ▲	50MR16/IR/SP	SP 10		12	Y	15000	4000	Y	AX	1 3/4"	Box	20	8
			S2639 ▲	50MR16/IR/NFL	NFL 25		12	Y	5700	4000	Y	AX	1 3/4"	Box	20	8
			S2638 ▲	50MR16/IR/FL	FL 40		12	Y	2850	4000	Y	AX	1 3/4"	Box	20	8
			S2641 ▲	50MR16/IR/WFL	WFL 60		12	Y	1430	4000	Y	AX	1 3/4"	Box	20	8

## MR16 DC Bayonet 12 Volt

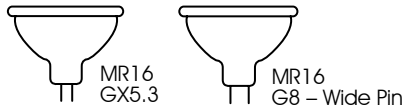
Watts	Bulb	Base	Satco Product Number	Lamp Code	Beam Pattern	ANSI	Volts	Lens	CBCP	Avg. Rated Hours	UV Block	Filament	MOL	Pkg Type	Ctn.	Notes
20		DC Bay.	S1971	20MR16/DC/NSP	NSP 9		12	Y	4100	2000	Y	C-8	1 7/8"	Box	12	
			S1970	20MR16/DC/FL	FL 36		12	Y	700	2000	Y	C-6	1 7/8"	Box	12	

50		DC Bay.	S1973	50MR16/DC/NSP	NSP 9		12	Y	4100	2000	Y	C-8	1 7/8"	Box	12	
			S1972	50MR16/DC/FL	FL 36		12	Y	1700	2000	Y	C-8	1 7/8"	Box	12	

65		DC Bay.	S1975	65MR16/DC/NSP	NSP 9		12	Y	9500	2000	Y	C-8	1 7/8"	Box	12	
			S1974	65MR16/DC/FL	FL 36		12	Y	10000	2000	Y	C-8	1 7/8"	Box	12	

halogen lamps




# Halogen Lamps





## MR16 Bi Pin 120 Volt

Watts	Bulb	Base	Satco Product Number	Lamp Code	Beam Pattern	ANSI	Volts	Lens	CBCP	Avg. Rated Hours	UV Block	Filament	MOL	Pkg Type	Ctn.	Notes
20		GX5.3	<b>S1976</b>	20MR16/FL	FL 36		120	Y	700	2000	Y	CC-8	1 7/8"	Box	12	
		G8	<b>S4626</b>	20MR16/FL	FL 36		120	Y	700	2000		CC-8	1 7/8"	Box	12	
35		GX5.3	<b>S1977</b>	35MR16/FL	FL 36		120	Y	1250	2000	Y	CC-8	1 7/8"	Box	12	
		G8	<b>S4627</b>	35MR16/FL	FL 36		120	Y	1250	2000		CC-8	1 7/8"	Box	12	
50		GX5.3	<b>S1978</b>	50MR16/FL	FL 36		120	Y	1700	2000	Y	CC-8	1 7/8"	Box	12	
		G8	<b>S4618</b>	50MR16/FL	FL 36		120	Y	1700	2000		CC-8	1 7/8"	Box	12	

## MR16 GU10 (Twist Base) 120 Volt

Watts	Bulb	Base	Satco Product Number	Lamp Code	Beam Pattern	ANSI	Volts	Lens	CBCP	Avg. Rated Hours	UV Block	Filament	MOL	Pkg Type	Ctn.	Notes
20	 <i>SOFTRAY</i>	GU10	<b>S3515</b>	20MR16/GU10/FL	FL 36		120	Y	700	2000	Y	CC-8	1 7/8"	Box	12	
			<b>S3500</b>	20MR16/GU10/FL	FL 36		120	Y	700	2000	Y	CC-8	1 7/8"	CD/1	12	
			<b>S4127</b>	20MR16/GU10/FL/FR	FL 36		120	Y		2000	Y	CC-8	1 7/8"	Box	12	
35	 <i>SOFTRAY</i>	GU10	<b>S3516</b>	35MR16/GU10/FL	FL 36		120	Y	1250	2000	Y	CC-8	1 7/8"	Box	12	
			<b>S3501</b>	35MR16/GU10/FL	FL 36		120	Y	1250	2000	Y	CC-8	1 7/8"	CD/1	12	
			<b>S4128</b>	35MR16/GU10/FL/FR	FL 36		120	Y		2000	Y	CC-8	1 7/8"	Box	12	
50	 <i>SOFTRAY</i>	GU10	<b>S3517</b>	50MR16/GU10/FL	FL 36		120	Y	1700	2000	Y	CC-8	1 7/8"	Box	12	
			<b>S3502</b>	50MR16/GU10/FL	FL 36		120	Y	1700	2000	Y	CC-8	1 7/8"	CD/1	12	
			<b>S4129</b>	50MR16/GU10/FL/FR	FL 36		120	Y		2000	Y	CC-8	1 7/8"	Box	12	

## MR16 & JDR Screw Base 120 Volt

Watts	Bulb	Base	Satco Product Number	Lamp Code	Beam Pattern	ANSI	Volts	Lens	CBCP	Avg. Rated Hours	UV Block	Filament	MOL	Pkg Type	Ctn.	Notes
20		Med.	<b>S4623</b>	20MR16/FL/MED	FL 36		120	Y	700	2000	Y	CC-8	1 7/8"	Box	12	
35		Med.	<b>S4624</b>	35MR16/FL/MED	FL 36		120	Y	1250	2000	Y	CC-8	1 7/8"	Box	12	

halogen lamps



## MR16 & JDR Screw Base 120 Volt

Watts	Bulb	Base	Satco Product Number	Lamp Code	Beam Pattern	ANSI	Volts	Lens	CBCP	Avg. Rated Hours	UV Block	Filament	MOL	Pkg Type	Ctn.	Notes
50	MR16	Med.	S4625	50MR16/FL/MED	FL 36		120	Y	1700	2000	Y	CC-8	1 7/8"	Box	12	
	JDR	Med.	S3139	50JDR/FL	FL 36		120	Y	1500	2000	Y	CC-8	2 7/8"	Box	12	
75	JDR	Int.	S3115	75JDR/N/FL	FL 36		120	Y	1650	2000	Y	CC-8	2 7/8"	Box	12	
			S3434	75JDR/N/FL	FL 36		120	Y	1650	2000	Y	CC-8	2 7/8"	CD/1	12	
	Med.	S3113	75JDR/FL	FL 36		120	Y	1650	2000	Y	CC-8	2 7/8"	Box	12		
		S3438	75JDR/FL	FL 36		120	Y	1650	2000	Y	CC-8	2 7/8"	CD/1	12		
100	JDR	Int.	S3116	100JDR/N/FL	FL 36		120	Y	1950	2000	Y	CC-8	2 7/8"	Box	12	
			S3435	100JDR/N/FL	FL 36		120	Y	1950	2000	Y	CC-8	2 7/8"	CD/1	12	
	Med.	S3114	100JDR/FL	FL 36		120	Y	1950	2000	Y	CC-8	2 7/8"	Box	12		
		S3439	100JDR/FL	FL 36		120	Y	1950	2000	Y	CC-8	2 7/8"	CD/1	12		

## MR20 GU10 (Twist Base) 120 Volt

Watts	Bulb	Base	Satco Product Number	Lamp Code	Beam Pattern	ANSI	Volts	Lens	CBCP	Avg. Rated Hours	UV Block	Filament	MOL	Pkg Type	Ctn.	Notes
75	MR20	GU10	S3518	75MR20/FL/50	FL50		120	Y	1700	2000	Y	CC-8	1 7/8"	Box	12	

# Halogen Lamps



AR70  
DC Bay.



AR111  
G53

## Aluminum Reflector Lamps

### ALR Closed Aluminum Reflector 12 Volt

Watts	Bulb	Base	Satco Product Number	Lamp Code	Beam Pattern	ANSI	Volts	Lens	CBCP	Average Rated Hours	UV Block	Filament	MOL	Pkg Type	Ctn.
20		DC Bay	S2642 ▲	20ALR12/NSP/CLR	NSP 6	GBD	12	Y	6400	2000	Y	C-8	1 3/8"	Box	50
			S2643 ▲	20ALR12/SP/FRST	SP18	GBE	12	Y	1000	2000	Y	C-8	1 3/8"	Box	50
			S2644 ▲	20ALR12/FL/FRST	FL34	GBF	12	Y	350	2000	Y	C-8	1 3/8"	Box	50

50		DC Bay	S2646 ▲	50ALR18/SP/CLR	SP 10	GBJ	12	Y	12000	2000	Y	C-8	2 1/4"	Box	50
			S2645 ▲	50ALR18/NFL/FRST	NFL 22	GBK	12	Y	2000	2000	Y	C-8	2 1/4"	Box	50

### AR70 Aluminum Reflector 12 Volt (cont.)

Watts	Bulb	Base	Satco Product Number	Lamp Code	Beam Pattern	ANSI	Volts	Lens	CBCP	Average Rated Hours	UV Block	Filament	MOL	Pkg Type	Ctn.
20		DC Bay	S4680 ▲	20AR70/SP8	SP 8		12		7700	3000	Y	C-8	1 15/16"	Box	10
			S4681 ▲	20AR70/FL25	FL 25		12		900	3000	Y	C-8	1 15/16"	Box	10

50		DC Bay	S4682 ▲	50AR70/SP8	SP 8		12		12500	3000	Y	C-8	1 15/16"	Box	10
			S4683 ▲	50AR70/FL25	FL 25		12		2600	3000	Y	C-8	1 15/16"	Box	10

### AR111 Aluminum Reflector 6 & 12 Volt

Watts	Bulb	Base	Satco Product Number	Lamp Code	Beam Pattern	ANSI	Volts	Lens	CBCP	Average Rated Hours	UV Block	Filament	MOL	Pkg Type	Ctn.
35		G53	S4685 ▲	35AR111/SSP4/6V	SSP 4		6		30000	3000	Y	C-8	2 3/8"	Box	6
			S4684 ▲	35AR111/SSP4	SSP 4		12		40000	3000	Y	C-8	2 3/8"	Box	6
			S4686 ▲	35AR111/SP8	SP 8		12		14000	3000	Y	C-8	2 5/16"	Box	6
			S4687 ▲	35AR111/FL25	NFL 25		12		2500	3000	Y	C-8	2 5/16"	Box	6

50		G53	S4688 ▲	50AR111/SSP4	SSP 4		12		45000	3000	Y	C-8	2 3/8"	Box	6
			S4689 ▲	50AR111/SP8	SP 8		12		20000	3000	Y	C-8	2 1/4"	Box	6
			S4690 ▲	50AR111/FL25	NFL 25		12		4000	3000	Y	C-8	2 5/16"	Box	6

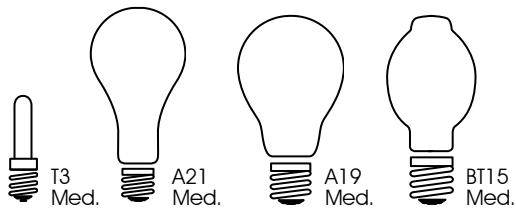
75		G53	S4691 ▲	75AR111/SP8	SP 8		12		30000	3000	Y	C-8	2 1/4"	Box	6
			S4692 ▲	75AR111/FL25	NFL 25		12		5300	3000	Y	C-8	2 5/16"	Box	6
			S4693 ▲	75AR111/WFL45	WFL 45		12		2000	3000	Y	C-8	2 3/16"	Box	6

100		G53	S4694 ▲	100AR111/SP8	SP 8		12		48000	3000	Y	C-8	2 1/4"	Box	6
			S4695 ▲	100AR111/FL25	NFL 25		12		8500	3000	Y	C-8	2 5/16"	Box	6
			S4696 ▲	100AR111/WFL45	WFL 45		12		2800	3000	Y	C-8	2 3/16"	Box	6

Don't see the lamp you need? Call Customer Service 1-800-43-SATCO

When using a 130 Volt Lamp on a 120 Volt line, life is extended by approx. 2.5 times and lumens are reduced approx. 20%

halogen lamps



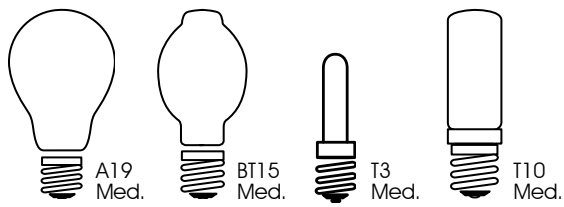
## Tubular and "A" Style

### Medium Base Tubular and "A" Style Replacements








Watts	Bulb	Base	Satco Product Number	Lamp Code	Finish	Volts	MOL	Initial Lumens	Avg. Rated Hours	Pkg Type	Mstr Case/ Inner Pk	Notes
20		Med	S4308	KX20CL/3M/E26	Clear	120	2 3/4"	200	3000	Box	10	1
			S4309	KX20FR/3M/E26	Frost	120	2 3/4"	200	3000	Box	10	1
30/ 70/ 100		Med	S4505	30/100A/HAL	White	120	5 1/16"	295/ 785/ 1080	4000	Sleeve	36/12	
38		Med	S2521	38BT15/CL	Clear	120	4"	510	2000	Box	48/12	1
			S2525	38BT15/WH	White	120	4"	480	2000	Box	48/12	1
40		Med	S4310	KX40CL/3M/E26	Clear	120	2 3/4"	560	3000	Box	10	1
			S4311	KX40FR/3M/E26	Frost	120	2 3/4"	560	3000	Box	10	1
42		Med	S1943	42A/CAP	Frost	120	4 3/8"	570	3500	Box	12	
			S2648	42A/CAP	Frost	130	4 3/8"	570	3500	Box	12	
50		Med	S2647	50A/HAL/CRYSTAL	Crystal	120	4 3/8"	860	2500	Box	12	
50/ 100/ 150		Med	S4506	50/150A/HAL	White	120	5 1/16"	585/ 1400/ 1985	4000	Sleeve	36/12	
52		Med	S1944	52A/CAP	Frost	120	4 3/8"	770	3500	Box	12	
			S2649	52A/CAP	Frost	130	4 3/8"	770	3500	Box	12	
57		Med	S2522	57BT15/CL	Clear	120	4"	1100	2000	Box	48/12	
			S2526	57BT15/WH	White	120	4"	1000	2000	Box	48/12	

halogen lamps

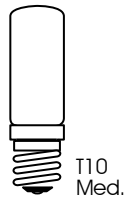
# Halogen Lamps



## Medium Base Tubular and "A" Style Replacements (cont.)

Watts	Bulb	Base	Satco Product Number	Lamp Code	Finish	Volts	MOL	Initial Lumens	Avg. Rated Hours	Pkg Type	Mstr Case/ Inner Pk	Notes
60		A19 Med.	<b>S1946</b> ▲	60A/HAL	Frost	120	4 3/8"	960	3000	Box	12	
		BT15 Med.	<b>S4603</b>	60/BT15/CL	Clear	120	4"	700	5000	CD/1	60/6	
		BT15 Med.	<b>S4600</b>	60/BT15/W	White	120	4"	600	5000	CD/1	60/6	
		T3 Med.	<b>S4312</b> ■	KX60CL/3M/E26	Clear	120	2 3/4"	960	3000	Box	10	1
			T3 Med.	<b>S4313</b> ■	KX60FR/3M/E26	Frost	120	2 3/4"	960	3000	Box	10
71		BT15 Med.	<b>S2523</b>	71BT15/CL	Clear	120	4"	1300	2000	Box	48/12	
			<b>S2527</b>	71BT15/WH	White	120	4"	1200	2000	Box	48/12	
72		A19 Med.	<b>S1945</b> ▲	72A/CAP	Frost	120	4 3/8"	1150	3500	Box	12	
			<b>S2650</b> ▲	72A/CAP	Frost	130	4 3/8"	1150	3500	Box	12	
75		A19 Med.	<b>S1947</b> ▲	75A/HAL	Frost	120	4 3/8"	1300	3000	Box	12	
			<b>S1942</b> ▲	75A/HAL/CRYSTAL	Crystal	120	4 3/8"	1330	3000	Box	12	
		BT15 Med.	<b>S4601</b>	75/BT15/W	White	120	4"	800	5000	CD/1	60/6	
		T10 Med.	<b>S3472</b>	75T10Q/CL	Clear	120	4"	1050	2000	CD/1	12	
			T10 Med.	<b>S3476</b>	75T10Q/F	Frost	120	4"	1420	2000	CD/1	12

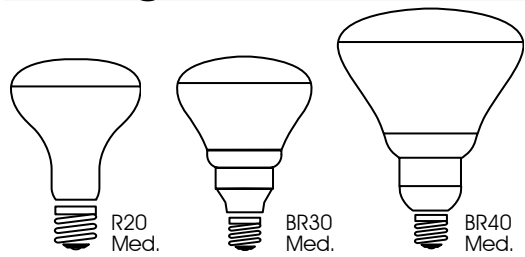
halogen lamps



## Medium Base Tubular and "A" Style Replacements *(cont.)*




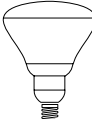
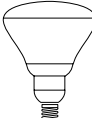

Watts	Bulb	Base	Satco Product Number	Lamp Code	Finish	Volts	MOL	Initial Lumens	Avg. Rated Hours	Pkg Type	Mstr Case/ Inner Pk	Notes
95		Med	S2524	95BT15/CL	Clear	120	4"	1730	2000	Box	48/12	
			S2528	95BT15/WH	White	120	4"	1600	2000	Box	48/12	
100		Med	S1948 ▲	100A/HAL	Frost	120	4 3/8"	1800	3000	Box	12	
		Med	S4602	100/BT15/W	White	120	4"	1200	5000	CD/1	60/6	
		Med	S3473	100T10Q/CL	Clear	120	4"	1500	2000	CD/1	12	
			S3477	100T10Q/F	Frost	120	4"	1450	2000	CD/1	12	
150		Med	S3474	150T10Q/CL	Clear	120	4"	2500	2000	CD/1	12	
			S3478	150T10Q/F	Frost	120	4"	2300	2000	CD/1	12	
		Med	S4604	150/BT15/W	White	120	4"	1600	5000	CD/1	60/6	
250		Med	S3475	250T10Q/CL	Clear	120	4"	4200	2000	CD/1	12	
			S3479	250T10Q/F	Frost	120	4"	3900	2000	CD/1	12	

# Halogen Lamps




## Reflector Flood Lamps

### Medium Base Reflector Floods

Watts	Bulb	Base	Satco Product Number	Lamp Code	Beam Spread	Volts	Avg Rated Hours	Initial Lumens	MOL	Pkg Type	Mstr Case/ Inner Pk
50		Med.	S4500	50R20/FL/HAL	FL 70	120	2000	525	4"	Sleeve	48/6
60		Med.	S4501	60BR30/FL/HAL	FL 80	120	2000	680	5 3/8"	Sleeve	48/6
			S4401	60BR30/FL/HAL	FL 80	130	2000	680	5 3/8"	Sleeve	48/6
75		Med.	S4502	75BR30/FL/HAL	FL 80	120	2000	938	5 3/8"	Sleeve	48/6
			S4402	75BR30/FL/HAL	FL 80	130	2000	938	5 3/8"	Sleeve	48/6
		Med.	S4504	75BR40/FL/HAL	FL 90	120	2000	938	6 1/2"	Sleeve	24/6
100		Med.	S4503	100BR40/FL/HAL	FL 90	120	2000	1450	6 1/2"	Sleeve	24/6
120		Med.	S4513	120BR40/FL/HAL	FL 90	120	2000	1780	6 1/2"	Sleeve	24/6

halogen lamps





PAR14  
Med.



PAR16  
Med.

## Halogen Par Lamps

### PAR14 and PAR16

Watts	Bulb	Base	Satco Product Number	Lamp Code	Beam Pattern	Finish	Volts	CBCP	Initial Lumens	Avg. Rated Hours	Fimnt	MOL	Pkg Type	Ctn.	Notes
35		Med.	<b>S4658</b> ▲	35PAR14/CAP/FL	WFL 50	Clear	120	85	300	2000	CC-8	2 7/16"	Box	6	
45		Med.	<b>S2200</b>	45PAR16/HAL/NFL	NFL 30	Clear	120	1250	360	2500	CC-8	3 3/16"	Box	15	
			<b>S2300</b>	45PAR16/HAL/NFL	NFL 30	Clear	130	1250	360	2500	CC-8	3 3/16"	Box	15	
60		Med.	<b>S2202</b>	60PAR16/HAL/NSP	NSP 10	Clear	120	4700	550	2500	CC-8	3 3/16"	Box	15	
			<b>S4902</b> ▲	60PAR16/CAP/NSP	NSP 10	Clear	120	5000	650	2000	CC-8	2 7/8"	Box	15	
			<b>S2302</b>	60PAR16/HAL/NSP	NSP 10	Clear	130	4700	550	2500	CC-8	3 3/16"	Box	15	
			<b>S4903</b> ▲	60PAR16/CAP/NSP	NSP 10	Clear	130	5000	650	2000	CC-8	2 7/8"	Box	15	
			<b>S2201</b>	60PAR16/HAL/NFL	NFL 30	Clear	120	2000	550	2500	CC-8	3 3/16"	Box	15	
			<b>S4900</b> ▲	60PAR16/CAP/NFL	NFL 30	Clear	120	1300	650	2000	CC-8	2 7/8"	Box	15	
			<b>S2301</b>	60PAR16/HAL/NFL	NFL 30	Clear	130	2000	550	2500	CC-8	3 3/16"	Box	15	
			<b>S4901</b> ▲	60PAR16/CAP/NFL	NFL 30	Clear	130	1300	650	2000	CC-8	2 7/8"	Box	15	
			<b>S4108</b>	60PAR16/HAL/FL/FROST	FL 38	Frost	120	750	525	2500	CC-8	2 7/8"	Box	15	
75		Med.	<b>S2204</b>	75PAR16/HAL/NSP	NSP 10	Clear	120	7000	800	2500	CC-8	3 3/16"	Box	15	
			<b>S4906</b> ▲	75PAR16/CAP/NSP	NSP 10	Clear	120	7500	900	2000	CC-8	2 7/8"	Box	15	
			<b>S2304</b>	75PAR16/HAL/NSP	NSP 10	Clear	130	7000	800	2500	CC-8	3 3/16"	Box	15	
			<b>S4907</b> ▲	75PAR16/CAP/NSP	NSP 10	Clear	130	7500	900	2000	CC-8	2 7/8"	Box	15	
			<b>S2203</b>	75PAR16/HAL/NFL	NFL 30	Clear	120	2750	800	2500	CC-8	3 3/16"	Box	15	
			<b>S4904</b> ▲	75PAR16/CAP/NFL	NFL 30	Clear	120	1900	900	2000	CC-8	2 7/8"	Box	15	
			<b>S2303</b>	75PAR16/HAL/NFL	NFL 30	Clear	130	2750	800	2500	CC-8	3 3/16"	Box	15	
			<b>S4905</b> ▲	75PAR16/CAP/NFL	NFL 30	Clear	130	1900	900	2000	CC-8	2 7/8"	Box	15	
			<b>S4109</b>	75PAR16/HAL/FL/FROST	FL 38	Frost	120	1000	725	2500	CC-8	2 7/8"	Box	15	

SOFT RAY

SOFT RAY

halogen lamps

# Halogen Lamps



PAR20  
Med.

## PAR20

Watts	Bulb	Base	Satco Product Number	Lamp Code	Beam Pattern	Finish	Volts	CBCP	Initial Lumens	Avg. Rated Hours	Fimnt	MOL	Pkg Type	Ctn.	Notes
35		Med.	S4909 ▲	35PAR20/CAP/NSP	NSP 10	Clear	120	3000	360	2500	CC-8	3 1/4"	Box	15	9
			S4661 ▲	35PAR20/CAP/NSP	NSP 10	Clear	130	3000	360	2500	CC-8	3 1/4"	Box	15	9
			S4908 ▲	35PAR20/CAP/NFL	NFL 30	Clear	120	800	360	2500	CC-8	3 1/4"	Box	15	9
			S4663 ▲	35PAR20/CAP/NFL	NFL 30	Clear	130	800	360	2500	CC-8	3 1/4"	Box	15	9
			S4910 ▲	35PAR20/CAP/WFL	WFL 40	Clear	120	500	360	2500	CC-8	3 1/8"	Box	15	9
			S4665 ▲	35PAR20/CAP/WFL	WFL 40	Clear	130	500	360	2500	CC-8	3 1/8"	Box	15	9

50		Med.	S2206	50PAR20/HAL/NSP	NSP 10	Clear	120	4700	450	2500	CC-8	3 1/4"	Box	15	
			S4913 ▲	50PAR20/CAP/NSP	NSP 10	Clear	120	6200	550	2500	CC-8	3 1/4"	Box	15	9
			S2306	50PAR20/HAL/NSP	NSP 10	Clear	130	4700	450	2500	CC-8	3 1/4"	Box	15	
			S4914 ▲	50PAR20/CAP/NSP	NSP 10	Clear	130	6200	550	2500	CC-8	3 1/4"	Box	15	9
			S2205	50PAR20/HAL/NFL	NFL 34	Clear	120	1300	450	2500	CC-8	3 1/4"	Box	15	
			S4911 ▲	50PAR20/CAP/NFL	NFL 30	Clear	120	1400	550	2500	CC-8	3 1/4"	Box	15	9
			S2305	50PAR20/HAL/NFL	NFL 34	Clear	130	1300	450	2500	CC-8	3 1/4"	Box	15	
			S4912 ▲	50PAR20/CAP/NFL	NFL 30	Clear	130	1400	550	2500	CC-8	3 1/4"	Box	15	9
			S4100	50PAR20/HAL/FL/FROST	FL 38	Frost	120	750	450	2500	CC-8	3 1/4"	Box	15	
			S4200	50PAR20/HAL/FL/FROST	FL 38	Frost	130	750	450	2500	CC-8	3 1/4"	Box	15	
			S4666 ▲	50PAR20/CAP/WFL40	WFL 40	Clear	120	900	550	2500	CC-8	3 1/8"	Box	15	9

halogen lamps

Don't see the lamp you need? Call Customer Service 1-800-43-SATCO

When using a 130 Volt Lamp on a 120 Volt line, life is extended by approx. 2.5 times and lumens are reduced approx. 20%



PAR30  
Med.

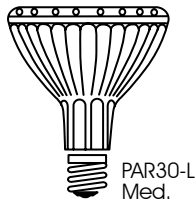
## PAR30 Short Neck

Watts	Bulb	Base	Satco Product Number	Lamp Code	Beam Pattern	Finish	Volts	CBCP	Initial Lumens	Avg. Rated Hours	Fimnt	MOL	Pkg Type	Ctn.	Notes
50		Med.	S2209	50PAR30/HAL/NSP	NSP 9	Clear	120	6500	520	2500	CC-8	3 5/8"	Box	15	
			S4919 ▲	50PAR30/CAP/NSP	NSP 9	Clear	120	8800	660	2500	CC-8	3 5/8"	Box	15	9
			S2309	50PAR30/HAL/NSP	NSP 9	Clear	130	6500	520	2500	CC-8	3 5/8"	Box	15	
			S4920 ▲	50PAR30/CAP/NSP	NSP 9	Clear	130	8800	660	2500	CC-8	3 5/8"	Box	15	9
			S2207	50PAR30/HAL/NFL	NFL 34	Clear	120	1350	520	2500	CC-8	3 5/8"	Box	15	
			S4917 ▲	50PAR30/CAP/NFL	NFL 25	Clear	120	2300	660	2500	CC-8	3 5/8"	Box	15	9
			S2307	50PAR30/HAL/NFL	NFL 34	Clear	130	1350	520	2500	CC-8	3 5/8"	Box	15	
			S4918 ▲	50PAR30/CAP/NFL	NFL 25	Clear	130	2300	660	2500	CC-8	3 5/8"	Box	15	9
			<i>SOFT RAY</i> S4101	50PAR30/HAL/FL/FROST	FL 38	Frost	120	1050	520	2500	CC-8	3 5/8"	Box	15	
			<i>SOFT RAY</i> S4201	50PAR30/HAL/FL/FROST	FL 38	Frost	130	1050	520	2500	CC-8	3 5/8"	Box	15	
			S4915 ▲	50PAR30/CAP/FL	FL 40	Clear	120	1300	660	2500	CC-8	3 5/8"	Box	15	9
			S4916 ▲	50PAR30/CAP/FL	FL 40	Clear	130	1300	660	2500	CC-8	3 5/8"	Box	15	9
			S2208	50PAR30/HAL/WFL	WFL50	Clear	120	750	520	2500	CC-8	3 5/8"	Box	15	
			S2308	50PAR30/HAL/WFL	WFL50	Clear	130	750	520	2500	CC-8	3 5/8"	Box	15	

75		Med.	S2212	75PAR30/HAL/NSP	NSP 9	Clear	120	10500	900	2500	CC-8	3 5/8"	Box	15	
			S4925 ▲	75PAR30/CAP/NSP	NSP 9	Clear	120	15400	1130	2500	CC-8	3 5/8"	Box	15	9
			S2312	75PAR30/HAL/NSP	NSP 9	Clear	130	10500	900	2500	CC-8	3 5/8"	Box	15	
			S4926 ▲	75PAR30/CAP/NSP	NSP 9	Clear	130	15400	1130	2500	CC-8	3 5/8"	Box	15	9
			S2210	75PAR30/HAL/NFL	NFL 34	Clear	120	2300	900	2500	CC-8	3 5/8"	Box	15	
			S4923 ▲	75PAR30/CAP/NFL	NFL 25	Clear	120	4000	1130	2500	CC-8	3 5/8"	Box	15	9
			S2310	75PAR30/HAL/NFL	NFL 34	Clear	130	2300	900	2500	CC-8	3 5/8"	Box	15	
			S4924 ▲	75PAR30/CAP/NFL	NFL 25	Clear	130	4000	1130	2500	CC-8	3 5/8"	Box	15	9
			<i>SOFT RAY</i> S4102	75PAR30/HAL/FL/FROST	FL38	Frost	120	1600	900	2500	CC-8	3 5/8"	Box	15	
			<i>SOFT RAY</i> S4202	75PAR30/HAL/FL/FROST	FL38	Frost	130	1600	900	2500	CC-8	3 5/8"	Box	15	
			S4921 ▲	75PAR30/CAP/FL	FL 40	Clear	120	2100	1130	2500	CC-8	3 5/8"	Box	15	9
			S4922 ▲	75PAR30/CAP/FL	FL 40	Clear	130	2100	1130	2500	CC-8	3 5/8"	Box	15	9
			S2211	75PAR30/HAL/WFL	WFL 50	Clear	120	950	900	2500	CC-8	3 5/8"	Box	15	
			S2311	75PAR30/HAL/WFL	WFL 50	Clear	130	950	900	2500	CC-8	3 5/8"	Box	15	

halogen lamps

# Halogen Lamps



PAR30-L  
Med.

## PAR30 Long Neck

Watts	Bulb	Base	Satco Product Number	Lamp Code	Beam Pattern	Finish	Volts	CBCP	Initial Lumens	Avg. Rated Hours	Fimnt	MOL	Pkg Type	Ctn.	Notes
35		Med.	S2655 ▲	35PAR30LN/CAP/NSP	NSP 9	Clear	120	5700	450	2500	CC-8	4 1/2"	Box	15	9
			S2654 ▲	35PAR30LN/CAP/WFL	WFL 50	Clear	120	450	450	2500	CC-8	4 1/2"	Box	15	9

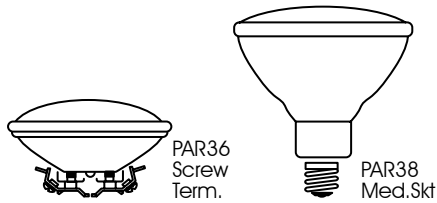
50		Med.	S2215	50PAR30L/HAL/NSP	NSP 9	Clear	120	6500	520	2500	CC-8	4 1/2"	Box	15	
			S4931 ▲	50PAR30LN/CAP/NSP	NSP 9	Clear	120	8800	660	2500	CC-8	4 1/2"	Box	15	9
			S2315	50PAR30L/HAL/NSP	NSP 9	Clear	130	6500	520	2500	CC-8	4 1/2"	Box	15	
			S4932 ▲	50PAR30LN/CAP/NSP	NSP 9	Clear	130	8800	660	2500	CC-8	4 1/2"	Box	15	9
			S2213	50PAR30L/HAL/NFL	NFL 34	Clear	120	1350	520	2500	CC-8	4 1/2"	Box	15	
			S4929 ▲	50PAR30LN/CAP/NFL	NFL 25	Clear	120	2300	660	2500	CC-8	4 1/2"	Box	15	9
			S2313	50PAR30L/HAL/NFL	NFL 34	Clear	130	1350	520	2500	CC-8	4 1/2"	Box	15	
			S4930 ▲	50PAR30LN/CAP/NFL	NFL 25	Clear	130	2300	660	2500	CC-8	4 1/2"	Box	15	9
			<i>SOFTRAY</i> S4103	50PAR30L/HAL/FL/FROST	FL 38	Frost	120	1200	520	2500	CC-8	4 1/2"	Box	15	
			<i>SOFTRAY</i> S4203	50PAR30L/HAL/FL/FROST	FL 38	Frost	130	1200	520	2500	CC-8	4 1/2"	Box	15	
			S2214	50PAR30L/HAL/WFL	WFL 50	Clear	120	750	520	2500	CC-8	4 1/2"	Box	15	
			S4927 ▲	50PAR30LN/CAP/WFL	WFL 50	Clear	120	900	660	2500	CC-8	4 1/2"	Box	15	9
			S2314	50PAR30L/HAL/WFL	WFL 50	Clear	130	750	520	2500	CC-8	4 1/2"	Box	15	
			S4928 ▲	50PAR30LN/CAP/WFL	WFL 50	Clear	130	900	660	2500	CC-8	4 1/2"	Box	15	9

75		Med.	S2218	75PAR30L/HAL/NSP	NSP 9	Clear	120	10500	900	2500	CC-8	4 1/2"	Box	15	
			S4937 ▲	75PAR30LN/CAP/NSP	NSP 9	Clear	120	15400	1130	2500	CC-8	4 1/2"	Box	15	9
			S2318	75PAR30L/HAL/NSP	NSP 9	Clear	130	10500	900	2500	CC-8	4 1/2"	Box	15	
			S4938 ▲	75PAR30LN/CAP/NSP	NSP 9	Clear	130	15400	1130	2500	CC-8	4 1/2"	Box	15	9
			S4935 ▲	75PAR30LN/CAP/NFL	NFL 25	Clear	120	4000	1130	2500	CC-8	4 1/2"	Box	15	9
			S4936 ▲	75PAR30LN/CAP/NFL	NFL 25	Clear	130	4000	1130	2500	CC-8	4 1/2"	Box	15	9
			S2216	75PAR30L/HAL/NFL	NFL 34	Clear	120	2300	900	2500	CC-8	4 1/2"	Box	15	
			S2316	75PAR30L/HAL/NFL	NFL 34	Clear	130	2300	900	2500	CC-8	4 1/2"	Box	15	
			<i>SOFTRAY</i> S4104	75PAR30L/HAL/FL/FROST	FL 38	Frost	120	1600	900	2500	CC-8	4 1/2"	Box	15	
			<i>SOFTRAY</i> S4204	75PAR30L/HAL/FL/FROST	FL 38	Frost	130	1600	900	2500	CC-8	4 1/2"	Box	15	
			S2217	75PAR30L/HAL/WFL	WFL 50	Clear	120	950	900	2500	CC-8	4 1/2"	Box	15	
			S4933 ▲	75PAR30LN/CAP/WFL	WFL 50	Clear	120	1100	1130	2500	CC-8	4 1/2"	Box	15	9
			S2317	75PAR30L/HAL/WFL	WFL 50	Clear	130	950	900	2500	CC-8	4 1/2"	Box	15	
			S4934 ▲	75PAR30LN/CAP/WFL	WFL 50	Clear	130	1100	1130	2500	CC-8	4 1/2"	Box	15	9

Customer Service 1-800-43-SATCO

When using a 130 Volt Lamp on a 120 Volt line, life is extended by approx. 2.5 times and lumens are reduced approx. 20%

halogen lamps



## PAR36 12 Volt

Watts	Bulb	Base	Satco Product Number	Lamp Code	Beam Pattern	Finish	Volts	CBCP	Initial Lumens	Avg. Rated Hours	Fimnt	MOL	Pkg Type	Ctn.	Notes
36		Screw Term.	<b>S4807</b> ▲	36PAR36/CAP/VNSP	SP 5	Clear	12	17000	500	4000	CC-8	2 3/4"	Box	12	
			<b>S4808</b> ▲	36PAR36/CAP/NSP	SP 13	Clear	12	3500	500	4000	CC-8	2 3/4"	Box	12	
			<b>S4809</b> ▲	36PAR36/CAP/WFL	FL 32	Clear	12	1000	500	4000	CC-8	2 3/4"	Box	12	
50		Screw Term.	<b>S4806</b> ▲	50PAR36/CAP/NSP	SP 6	Clear	12	25000	700	4000	CC-8	2 3/4"	Box	12	

## PAR38

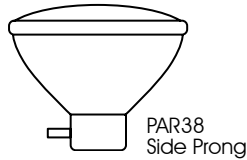
Watts	Bulb	Base	Satco Product Number	Lamp Code	Beam Pattern	Finish	Volts	CBCP	Initial Lumens	Avg. Rated Hours	Fimnt	MOL	Pkg Type	Ctn.	Notes
45		Med.Skt.	<b>S2220</b>	45PAR38/HAL/NSP	NSP 9	Clear	120	5000	450	2500	CC-8	5 5/16"	Box	15	
			<b>S4941</b> ▲	45PAR38/CAP/NSP	NSP 9	Clear	120	10000	560	2500	CC-8	5 5/16"	Box	15	9
			<b>S2320</b>	45PAR38/HAL/NSP	NSP 9	Clear	130	5000	450	2500	CC-8	5 5/16"	Box	15	
			<b>S4942</b> ▲	45PAR38/CAP/NSP	NSP 9	Clear	130	10000	560	2500	CC-8	5 5/16"	Box	15	9
			<b>S2219</b>	45PAR38/HAL/FL	FL 30	Clear	120	1100	450	2500	CC-8	5 5/16"	Box	15	
			<b>S4939</b> ▲	45PAR38/CAP/FL	FL 30	Clear	120	1500	560	2500	CC-8	5 5/16"	Box	15	9
			<b>S2319</b>	45PAR38/HAL/FL	FL 30	Clear	130	1100	450	2500	CC-8	5 5/16"	Box	15	
			<b>S4940</b> ▲	45PAR38/CAP/FL	FL 30	Clear	130	1500	560	2500	CC-8	5 5/16"	Box	15	9
			<b>S4105</b>	45PAR38/HAL/FL/FROST	FL 38	Frost	120	1000	450	2500	CC-8	5 5/16"	Box	15	
			<b>S4205</b>	45PAR38/HAL/FL/FROST	FL 38	Frost	130	1000	450	2500	CC-8	5 5/16"	Box	15	
<b>S4630</b> ▲	45PAR38/CAP/WFL	WFL 50	Clear	130	700	560	2500	CC-8	5 5/16"	Box	15	9			
60		Med.Skt.	<b>S4945</b> ▲	60PAR38/CAP/NSP	NSP 9	Clear	120	16000	850	3000	CC-8	5 5/16"	Box	15	9
			<b>S4946</b> ▲	60PAR38/CAP/NSP	NSP 9	Clear	130	16000	850	3000	CC-8	5 5/16"	Box	15	9
			<b>S4943</b> ▲	60PAR38/CAP/FL	FL 30	Clear	120	2500	850	3000	CC-8	5 5/16"	Box	15	9
			<b>S4944</b> ▲	60PAR38/CAP/FL	FL 30	Clear	130	2500	850	3000	CC-8	5 5/16"	Box	15	9
			<b>S4106</b>	60PAR38/HAL/FL/FROST	FL 38	Frost	120	1400	600	2500	CC-8	5 5/16"	Box	15	
			<b>S4206</b>	60PAR38/HAL/FL/FROST	FL 38	Frost	130	1400	600	2500	CC-8	5 5/16"	Box	15	

*SOFT RAY*

*SOFT RAY*

halogen lamps

# Halogen Lamps



## PAR38

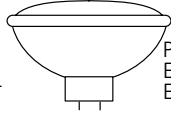
Watts	Bulb	Base	Satco Product Number	Lamp Code	Beam Pattern	Finish	Volts	CBCP	Initial Lumens	Avg. Rated Hours	Fimnt	MOL	Pkg Type	Ctn.	Notes
75		Med Skt.	S2222	75PAR38/HAL/NSP	NSP 9	Clear	120	12000	900	2500	CC-8	5 5/16"	Box	15	
			S4966 ▲	75PAR38/CAP/NSP	NSP 9	Clear	120	19200	1060	2500	CC-8	5 5/16"	Box	15	9
			S2322	75PAR38/HAL/NSP	NSP 9	Clear	130	12000	900	2500	CC-8	5 5/16"	Box	15	
			S4967 ▲	75PAR38/CAP/NSP	NSP 9	Clear	130	19200	1060	2500	CC-8	5 5/16"	Box	15	9
			S2221	75PAR38/HAL/FL	FL 30	Clear	120	2500	900	2500	CC-8	5 5/16"	Box	15	
			S4964 ▲	75PAR38/CAP/FL	FL 30	Clear	120	3150	1060	2500	CC-8	5 5/16"	Box	15	9
			S2321	75PAR38/HAL/FL	FL 30	Clear	130	2500	900	2500	CC-8	5 5/16"	Box	15	
			S4965 ▲	75PAR38/CAP/FL	FL 30	Clear	130	3150	1060	2500	CC-8	5 5/16"	Box	15	9
			S4631 ▲	75PAR38/CAP/WFL	WFL 50	Clear	130	1300	1060	2500	CC-8	5 5/16"	Box	15	9

90		Med Skt.	S2224	90PAR38/HAL/NSP	NSP 9	Clear	120	14000	1150	2500	CC-8	5 5/16"	Box	15	
			S4970 ▲	90PAR38/CAP/NSP	NSP 9	Clear	120	19500	1310	2500	CC-8	5 5/16"	Box	15	9
			S2324	90PAR38/HAL/NSP	NSP 9	Clear	130	14000	1150	2500	CC-8	5 5/16"	Box	15	
			S4971 ▲	90PAR38/CAP/NSP	NSP 9	Clear	130	19500	1310	2500	CC-8	5 5/16"	Box	15	9
			S4950 ▲	90PAR38/CAP/WSP	WSP 12	Clear	120	14300	1310	2500	CC-8	5 5/16"	Box	15	9
			S4951 ▲	90PAR38/CAP/WSP	WSP 12	Clear	130	14300	1310	2500	CC-8	5 5/16"	Box	15	9
			S4632 ▲	90PAR38/CAP/NFL	NFL 25	Clear	130	4700	1310	2500	CC-8	5 5/16"	Box	15	9
			S2223	90PAR38/HAL/FL	FL 30	Clear	120	3000	1150	2500	CC-8	5 5/16"	Box	15	
			S4968 ▲	90PAR38/CAP/FL	FL 30	Clear	120	3500	1310	2500	CC-8	5 5/16"	Box	15	9
			S2323	90PAR38/HAL/FL	FL 30	Clear	130	3000	1150	2500	CC-8	5 5/16"	Box	15	
			S4969 ▲	90PAR38/CAP/FL	FL 30	Clear	130	3500	1310	2500	CC-8	5 5/16"	Box	15	9
			<i>SOFT RAY</i> S4107	90PAR38/HAL/FL/FROST	FL 38	Frost	120	2200	1150	2500	CC-8	5 5/16"	Box	15	
			<i>SOFT RAY</i> S4207	90PAR38/HAL/FL/FROST	FL 38	Frost	130	2200	1150	2500	CC-8	5 5/16"	Box	15	
			S4633 ▲	90PAR38/CAP/WFL	WFL 50	Clear	130	1600	1310	2500	CC-8	5 5/16"	Box	15	9
			 S4674 ▲	90PAR38/CAP/3WSP	WSP 12	Clear	120	14300	1310	2500	CC-8	4 5/16"	Box	15	9
			S4675 ▲	90PAR38/CAP/3FL	FL 30	Clear	120	3500	1310	2500	CC-8	4 5/16"	Box	15	9

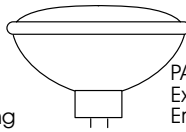
halogen lamps



PAR38  
Med.Skt



PAR56  
Ext Mog.  
End Prong



PAR64  
Ext Mog.  
End Prong

## PAR38

Watts	Bulb	Base	Satco Product Number	Lamp Code	Beam Pattern	Finish	Volts	CBCP	Initial Lumens	Avg. Rated Hours	Fmmt	MOL	Pkg Type	Ctn.	Notes
120	PAR38	Med.Skt.	S2226	120PAR38/HAL/NSP	NSP 9	Clear	120	20000	1600	2500	CC-8	5 5/16"	Box	15	
			S4974 ▲	120PAR38/CAP/SP	SP 10	Clear	120	22500	1800	3000	CC-8	5 5/16"	Box	15	9
			S2326	120PAR38/HAL/NSP	NSP 9	Clear	130	20000	1600	2500	CC-8	5 5/16"	Box	15	
			S4975 ▲	120PAR38/CAP/SP	SP 10	Clear	130	22500	1800	3000	CC-8	5 5/16"	Box	15	9
			S2225	120PAR38/HAL/FL	FL 30	Clear	120	4500	1600	2500	CC-8	5 5/16"	Box	15	
			S4972 ▲	120PAR38/CAP/FL	FL 30	Clear	120	4600	1800	3000	CC-8	5 5/16"	Box	15	9
			S2325	120PAR38/HAL/FL	FL 30	Clear	130	4500	1600	2500	CC-8	5 5/16"	Box	15	
			S4973 ▲	120PAR38/CAP/FL	FL 30	Clear	130	4600	1800	3000	CC-8	5 5/16"	Box	15	9
			S4634 ▲	120PAR/CAP/WFL	WFL 50	Clear	120	2000	1800	3000	CC-8	5 5/16"	Box	15	9
250	PAR38	Med.Skt.	S4948 ▲	250PAR38/CAP/SP	SP 10	Clear	120	46500	3600	4500	CC-8	5 5/16"	Box	6	
			S4947 ▲	250PAR38/CAP/FL	FL 30	Clear	120	9000	3600	4500	CC-8	5 5/16"	Box	6	

## PAR56 and PAR64

Watts	Bulb	Base	Satco Product Number	Lamp Code	Beam Pattern	Finish	Volts	CBCP	Initial Lumens	Avg. Rated Hours	Fmmt	MOL	Pkg Type	Ctn.	Notes
500	PAR56	Mog End Pr	S4668 ▲	500PAR56Q/NSP	NSP 15	Clear	120	78500	8800	4000	CC-6	5"	Box	12	
			S4669 ▲	500PAR56Q/MFL	MFL 30	Clear	120	40000	8800	4000	CC-6	5"	Box	12	
			S4670 ▲	500PAR56Q/WFL	WFL 60	Clear	120	19500	8800	4000	CC-6	5"	Box	12	
1000	PAR64	Mog End Pr	S4671 ▲	1000PAR64Q/NSP	NSP 20	Clear	120	135000	19400	4000	CC-6	6"	Box	6	
			S4672 ▲	1000PAR64Q/MFL	MFL 30	Clear	120	82000	19400	4000	CC-6	6"	Box	6	
			S4673 ▲	1000PAR64Q/WFL	WFL 60	Clear	120	23000	19400	4000	CC-6	6"	Box	6	

# Halogen Lamps Notes

## General Halogen Notes

- = Product by a manufacturer other than Satco
- ▲ = Product by one of the Primary lamp manufacturers

- CD/1 = Carded or Clamshell – 1 lamp per card
- CD/2 = Carded or Clamshell – 2 lamps per card
- CD/3 = Carded or Clamshell – 3 lamps per card

## Open Fixture Warning

Unless otherwise stated, all non-enclosed halogen lamps carry the following warning, "A suitable protective shield, screening technique, or both must be used to protect people and surroundings from the possibility of a lamp shattering and from possible ultraviolet radiation". Enclosed halogen lamps include PAR and BR lamps, "A", T10 Double Envelope, and BT15 lamps, Lensed MR11 and MR16 lamps, and BallLites.

## Halogen Notes

- 1 Krypton/Xenon filled lamps provide bright white light similar to Halogen, without a UV hazard. These lamps are fully dimmable without performance loss.
- 2 Extra tall lamp, with a porcelain spacer designed to create distance between the heat of the filament and the fixture socket. These lamps are primarily used in high-end European import fixtures.
- 3 Commercial grade product.
- 4 Suitable for use in unshielded fixtures. Consult most recent luminaire standards for your area to determine luminaire requirements.
- 5 These lamps feature a frosted reflector and frosted integral cover glass, designed for decorative glass pendant fixtures. They provide light in all directions, without the striations of backlight color common to MR16 lamps.
- 6 Features an aluminized reflector, creating consistent color over the life of the lamp. Heat is transmitted out the front of the lamp.
- 7 Features a hard coated dichroic reflector, creating consistent color over the life of the lamp. Heat is transmitted through the back of the reflector.
- 8 Features MR16 IR technology, increasing light output, or saving energy. The hard coated dichroic reflector creates consistent color over the life of the lamp. Heat is transmitted through the back of the reflector.
- 9 High Performance PAR lamps, feature a spiral reflector/lens system providing a smoother uniform beam pattern, with superior beam control and sharp cutoff of light.
- 10 Primarily used in automotive and linear lighting applications.
- 11 Primarily used in automotive applications. Also used in Tizio desk lamps manufactured prior to 1993.



# Compact Fluorescent





# Compact Fluorescent Basics

## Fighting Fluorescent Phobia

The biggest misconception that still stigmatizes fluorescent light sources pertains to their color rendering. Many consumers still associate fluorescent with having an unflattering green cast. They are probably thinking of products they've seen at the cool end of the spectrum, or fluorescent lighting in institutional settings. You can combat these negative associations from fluorescent's aesthetically impaired past by educating your customers about lamp color and color rendering.

The Color Rendering Index (CRI) is a rating scale up to 100 that rates a light source's ability to accurately convey true color. Light sources with a low CRI will make objects and skin tones appear washed out and dull. Lamps with high CRI ratings bring life to a subject and make colors more vivid. Many CFLs have CRI ratings that exceed 80, which is considered excellent.

Lamp color, on the other hand, is based on a color temperature scale with a measurement called Kelvin. A warm color of light would be in the 2000K to 3000K range and would make reds, oranges and yellows more dominant. Light sources with a color temperature in the 4000K range would feature more blue or cool tones. The variety of color temperature options and CRI ratings for fluorescent light sources have improved dramatically thanks to advances in the types of phosphors used. So now your customers can see themselves in their best light without sacrificing energy savings.



<b>Color Temp</b>	Warm	Neutral	Cool	Daylight
<b>Kelvin Range</b>	3000K	3500K	4100K	5000K
<b>Effect &amp; Mood</b>	Warm & Friendly	Inviting & Comfortable	Clean & Organized	Bright & Alert
<b>Application</b>	Homes & Restaurants	Showrooms & Reception Offices	Office & Hospitals	Galleries & Jewelry Display

## Light Bulb Anatomy

### FLUORESCENT

How it works: Fluorescent lamps are phosphorous-coated tubes filled with a low-pressure mercury vapor. Light is produced by passing an electric arc between tungsten cathodes at opposite ends of the tube. This causes the mercury vapor to generate a radiant energy.

#### Tri-Phosphor Coating

This mixture converts ultraviolet light into visible light with superior color rendition and a high efficacy averaging 60 lumens per watt.

#### Electronic Ballast

These high-tech devices enable the lamp to light up immediately with no flickering or noise. Solid-state circuitry allows for three-way, dimmable and photocell models.



#### Compact Fluorescent Tube

An alternative to traditional linear tubes, these smaller-tubes have been configured into new shapes to reduce their size and increase their light output.

## What Is Energy Star?



Energy Star® is a government-backed symbol for energy efficiency, jointly managed by the U.S. Environmental Protection Agency (EPA) and the U.S. Department of Energy (DOE). The label was created to help consumers easily identify products that save energy and help to protect the environment.

Energy Star manufacturer partners may place the label on products that meet the high energy efficiency guidelines of the program. To keep up with technological advances, Energy Star reviews the guidelines for each product category and tightens them as necessary to ensure that, generally, only the top 25 percent of products in each category can earn the label.

# Beneficial Bulbs for Every Room

Energy Star recommends putting energy-efficient bulbs in the five most-used lamps or fixtures. Since these areas of the home have the highest energy use for lighting, these “high five” are good places to start—with plenty of options to suit most applications.



## Kitchen

Recessed lighting, whether used for general illumination or above sinks and stovetops, can take R30 or R40 fluorescent reflector lamps. The fact that these bulbs last up to 10 times longer than incandescents means fewer trips up the ladder to change them. For under-cabinet lights or surface fluorescent fixtures, install Energy Star-rated products that accept linear T8 lamps with electronic ballasts to ensure peak efficiency.

Bulbs will likely be visible in pendants over kitchen islands or a table, so compact fluorescents with a familiar “A” lamp style are best. Because dimmable compact fluorescents are available, the light level can wust to accommodate tasks or mood-setting entertaining.



## Living Room

Here, too, recessed lighting can benefit from the use of R30 or R40 fluorescent reflector lamps. If line voltage track lighting is used instead or in addition, those fixtures can take R20 or R30 fluorescent reflector lamps.

Portable lamps—table or floor—are great candidates for spiral CFLs, which maximize light output with their unique shape and exposed tubes. New mini spiral models have petite tubes and smaller ballasts for tighter spaces without sacrificing efficacy. Spiral CFLs are also available with candelabra bases for use in chandeliers, although this type of light source is best in shaded applications.



## Bathroom

Incandescent bulbs in standard theatrical-style vanity strips can be replaced with globe-shaped compact fluorescent sources. Color rendering is important in this room, so choose bulbs that have a CRI of 80 or better. Consumers are also most comfortable with color temperatures at the warm end of the spectrum in bathrooms,

so 3000K would be an appropriate choice. Fluorescent sources provide sufficient light for activities such as shaving or applying makeup without casting harsh shadows.



## Bedrooms

The average home’s bedrooms as a whole—including master, guest and children’s rooms—account for 10 percent of its energy used for lighting. Bedside table lamps or swing-arm wall sconces will benefit from spiral CFLs, particularly those models that offer three-way settings and dimming capability.

Tiffany lamps are enhanced by fluorescent sources because

they create even illumination behind the colorful glass. Flush mounts with ventilation are also conducive to these sources because there are no visible “hot spots.” Since the fluorescent sources themselves are cool to the touch when in operation, there is less to worry about when they’re used in a child’s bedroom.



## Outdoor

Spiral CFLs are available in bug light versions for use outdoors. Torpedo-style fluorescents, which come with standard screw-in or candelabra bases, can replace flame-shaped incandescent bulbs that are visible behind the panels of exterior lanterns.

Outdoor fixtures benefit greatly from energy-efficient light sources because they are

usually left on for extended periods of time, so the cumulative wattage saved is significant. For this same reason, the long life of these bulbs makes a big difference, requiring fewer bulb changes and less maintenance.



Mini Spiral Cand.



Mini Spiral Med.



## Screw In Lamps

### T2 Ultra Mini Spiral Lamps 120 Volt

Watts	Bulb	Base	Satco Product Number	Approx Incand Equiv	Lamp Code	Color Kelvin	CRI	Master/Inner Carton	Pkg Type	Avg. Rated Hours	Initial Lumens	MOL (Length)	MOD (Diameter)
5	Mini Spiral 	Med.	S7261	30W	5T2/27	2700	82	48/12	Box	10000	280	3.46"	1.38"
			S7262	30W	5T2/41	4100	82	48/12	Box	10000	280	3.46"	1.38"
			S7263	30W	5T2/50	5000	82	48/12	Box	10000	280	3.46"	1.38"
	Cand.	S7264	30W	5T2C/27	2700	82	48/12	Box	10000	280	3.46"	1.38"	
		S7265	30W	5T2C/41	4100	82	48/12	Box	10000	280	3.46"	1.38"	
		S7266	30W	5T2C/50	5000	82	48/12	Box	10000	280	3.46"	1.38"	

**Suitable for enclosed fixtures**

9	Mini Spiral 	Med.	S7211*	40W	9T2/27	2700	82	48/12	Box	12000	550	3.97"	1.57"
			S7212*	40W	9T2/41	4100	82	48/12	Box	12000	550	3.97"	1.57"
			S7213*	40W	9T2/50	5000	82	48/12	Box	10000	570	3.97"	1.57"
	Cand.	S7361	40W	9T2C/27	2700	82	48/12	Box	12000	550	3.97"	1.57"	
		S7362	40W	9T2C/41	4100	82	48/12	Box	12000	550	3.97"	1.57"	
		S7363	40W	9T2C/50	5000	82	48/12	Box	10000	570	3.97"	1.57"	

**Suitable for enclosed fixtures**

11	Mini Spiral 	Med.	S7214	40W	11T2/27	2700	82	48/12	Box	10000	660	3.97"	1.81"
			S7215	40W	11T2/41	4100	82	48/12	Box	10000	660	3.97"	1.81"
			S7216	40W	11T2/50	5000	82	48/12	Box	10000	660	3.97"	1.81"

**Suitable for enclosed fixtures**

13	Mini Spiral 	Med.	S7217*	60W	13T2/27	2700	82	48/12	Box	12000	900	4.13"	1.81"
			S7218*	60W	13T2/41	4100	82	48/12	Box	12000	880	4.13"	1.81"
			S7219*	60W	13T2/50	5000	82	48/12	Box	10000	880	4.13"	1.81"
			S7411	60W	13T2/27/230V	2700	82	48/12	Box	12000	900	4.13"	1.81"
			S7412	60W	13T2/50/230V	5000	82	48/12	Box	12000	880	4.13"	1.81"
			Cand.	S7364	60W	13T2C/27	2700	82	48/12	Box	12000	900	4.13"
	S7365	60W		13T2C/41	4100	82	48/12	Box	12000	880	4.13"	1.81"	
	S7366	60W		13T2C/50	5000	82	48/12	Box	10000	880	4.13"	1.81"	

**Suitable for enclosed fixtures**

compact fluorescent lamps


# Compact Fluorescent Lamps




Spiral Med.





## T2 Ultra Mini Spirals 4 Bulb Value Pack


Watts	Bulb	Base	Satco Product Number	Approx Incand Equiv	Lamp Code	Color Kelvin Temp	CRI	Master/ Inner Carton	Pkg Type	Avg. Rated Hours	Initial Lumens	MOL (Length)	MOD (Diameter)
13	Mini Spiral 	Med.	S6235*	60W	13T2/27	2700	82	12	Box	12000	900	4.13"	1.81"
			S6236*	60W	13T2/41	4100	82	12	Box	10000	880	4.13"	1.81"
			S6237*	60W	13T2/50	5000	82	12	Box	10000	880	4.13"	1.81"
<i>Suitable for enclosed fixtures</i>													


## T2 Ultra Mini Spiral Lamps

Watts	Bulb	Base	Satco Product Number	Approx Incand Equiv	Lamp Code	Color Kelvin Temp	CRI	Master/ Inner Carton	Pkg Type	Avg. Rated Hours	Initial Lumens	MOL (Length)	MOD (Diameter)
15	Mini Spiral 	Med.	S7221*	60W	15T2/27	2700	82	48/12	Box	12000	1100	4.37"	2.12"
			S7222	60W	15T2/41	4100	82	48/12	Box	10000	1100	4.37"	2.12"
			S7223	60W	15T2/50	5000	82	48/12	Box	10000	1100	4.37"	2.12"
<i>Suitable for enclosed fixtures</i>													

18	Mini Spiral 	Med.	S7224*	75W	18T2/27	2700	82	48/12	Box	12000	1140	4.52"	2.12"
			S7225*	75W	18T2/41	4100	82	48/12	Box	10000	1200	4.52"	2.12"
			S7226	75W	18T2/50	5000	82	48/12	Box	10000	1200	4.52"	2.12"
		E27	S4413	75W	18T2/27/230V	2700	82	48/12	Box	12000	1200	4.52"	2.12"
<i>Suitable for enclosed fixtures</i>													

20	Mini Spiral 	Med.	S7234	75W	20T2/27	2700	82	24/6	Box	10000	1300	4.41"	2.12"
			S7235	75W	20T2/41	4100	82	24/6	Box	10000	1300	4.41"	2.12"
			S7236	75W	20T2/50	5000	82	48/12	Box	10000	1300	4.41"	2.12"
<i>Suitable for enclosed fixtures</i>													


23	Mini Spiral 	Med.	S7227*	100W	23T2/27	2700	82	48/12	Box	12000	1600	4.88"	2.12"
			S7228*	100W	23T2/41	4100	82	48/12	Box	10000	1600	4.88"	2.12"
			S7229*	100W	23T2/50	5000	82	48/12	Box	10000	1600	4.88"	2.12"
<i>Suitable for enclosed fixtures</i>													

26	Mini Spiral 	Med.	S7231	100W	26T2/27	2700	82	48/12	Box	10000	1750	5.07"	2.12"
			S7232	100W	26T2/41	4100	82	48/12	Box	10000	1750	5.07"	2.12"
			S7233	100W	26T2/50	5000	82	48/12	Box	10000	1750	5.07"	2.12"
		E27	S7414	100W	26T2/27/230V	2700	82	48/12	Box	12000	1750	5.07"	2.12"
<i>Suitable for enclosed fixtures</i>													

compact fluorescent lamps



Spiral Med.



Spiral & LED Med.



## T2 Ultra Mini Spirals 3 Bulb Value Pack

Watts	Bulb	Base	Satco Product Number	Approx Incand Equiv	Lamp Code	Color Kelvin Temp	CRI	Master/ Inner Carton	Pkg Type	Avg. Rated Hours	Initial Lumens	MOL (Length)	MOD (Diameter)
18	Mini Spiral	Med.	S6271*	75W	18T2/27	2700	82	12	Box	12000	1140	4.52"	2.12"
			S6272*	75W	18T2/41	4100	82	12	Box	10000	1200	4.52"	2.12"
			S6273*	75W	18T2/50	5000	82	12	Box	10000	1200	4.52"	2.12"
Suitable for enclosed fixtures													



23	Mini Spiral	Med.	S6274*	100W	23T2/27	2700	82	12	Box	12000	1600	4.88"	2.12"
			S6275*	100W	23T2/41	4100	82	12	Box	10000	1600	4.88"	2.12"
			S6276*	100W	23T2/50	5000	82	12	Box	10000	1600	4.88"	2.12"
Suitable for enclosed fixtures													



## T2 Ultra Mini Specialty Spirals (Colors)

Watts	Bulb	Base	Satco Product Number	Approx Incand Equiv	Lamp Code	Color Kelvin Temp	CRI	Master/ Inner Carton	Pkg Type	Avg. Rated Hours	Color	MOL (Length)	MOD (Diameter)
13	Mini Spiral	Med.	S7267	60W	13T2/Bug		82	48/12	Box	10000	Bug Yellow	4.13"	1.81"
			S7271	60W	13T2/Red		82	48/12	Box	10000	Red	4.13"	1.81"
			S7272	60W	13T2/Green		82	48/12	Box	10000	Green	4.13"	1.81"
			S7273	60W	13T2/Blue		82	48/12	Box	10000	Blue	4.13"	1.81"
			S7277	60W	13T2/BLB		82	48/12	Box	10000	Blacklight	4.13"	1.81"
Suitable for enclosed fixtures													



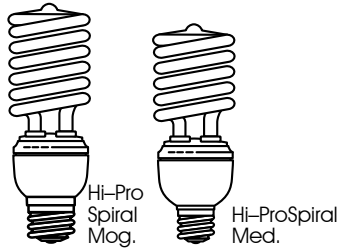
## T2 Mini Spiral & LED Night Light (2 in 1)

Watts	Bulb	Base	Satco Product Number	Approx Incand Equiv	Lamp Code	Color Kelvin Temp	CRI	Master/ Inner Carton	Pkg Type	Avg. Rated Hours	Initial Lumens	MOL (Length)	MOD (Diameter)
13	Mini Spiral	Med.	S7325	60W	13T2/27K/LED	2700	82	48/12	Box	10000	800	4.41"	2.12"
18	Mini Spiral	Med.	S7326	75W	18T2/27K/LED	2700	82	48/12	Box	10000	1100	4.69"	2.12"



Compact fluorescent lamps

# Compact Fluorescent Lamps



## Hi - Pro Spiral / Medium & Mogul Base

Watts	Bulb	Base	Satco Product Number	Approx Incand Equiv	Lamp Code	Color Kelvin Temp	CRI	Master/ Inner Carton	Pkg Type	Avg. Rated Hours	Initial Lumens	MOL (Length)	MOD (Diameter)
32		Med.	S7331*	125W	32T4/27	2700	85	48/12	Box	8000	2000	6.73"	2.64"
			S7332	125W	32T4/41	4100	85	48/12	Box	10000	2000	6.73"	2.64"
			S7333	125W	32T4/50	5000	85	48/12	Box	10000	2000	6.73"	2.64"
40		Med.	S7334*	150W	40T4/27	2700	85	48/12	Box	10000	2600	7.28"	2.64"
			S7335	150W	40T4/41	4100	85	48/12	Box	10000	2600	7.28"	2.64"
			S7336	150W	40T4/50	5000	85	48/12	Box	10000	2600	7.28"	2.64"
55		Med.	S7337	300W	55T5/27	2700	85	48/12	Box	10000	3700	9.64"	3.15"
			S7338	300W	55T5/41	4100	85	48/12	Box	10000	3700	9.64"	3.15"
			S7339	300W	55T5/50	5000	85	48/12	Box	10000	3700	9.64"	3.15"
65		Med.	S7384*	300W	65T5/27	2700	85	48/12	Box	10000	4300	9.45"	3.54"
			S7385	300W	65T5/41	4100	85	48/12	Box	10000	4300	9.45"	3.54"
			S7386	300W	65T5/50	5000	85	48/12	Box	10000	4300	9.45"	3.54"
65		Mog.	S7387	300W	65T5/27	2700	85	48/12	Box	10000	4300	9.88"	3.54"
			S7388	300W	65T5/41	4100	85	48/12	Box	10000	4300	9.88"	3.54"
			S7389	300W	65T5/50	5000	85	48/12	Box	10000	4300	9.88"	3.54"
85		Med.	S7397	350W	85T5/27	2700	85	12/6	Box	10000	5700	9.96"	4.02"
			S7398	350W	85T5/41	4100	85	12/6	Box	10000	5700	9.96"	4.02"
			S7399	350W	85T5/50	5000	85	12/6	Box	10000	5700	9.96"	4.02"
85		Mog.	S7391	350W	85T5/27	2700	85	12/6	Box	10000	5700	10.47"	4.02"
			S7392	350W	85T5/41	4100	85	12/6	Box	10000	5700	10.47"	4.02"
			S7393	350W	85T5/50	5000	85	12/6	Box	10000	5700	10.47"	4.02"
105		Med.	S7375	400W	105T5/27	2700	85	12/6	Box	10000	7000	10.75"	4.02"
			S7376	400W	105T5/41	4100	85	12/6	Box	10000	7000	10.75"	4.02"
			S7377	400W	105T5/50	5000	85	12/6	Box	10000	7000	10.75"	4.02"
105		Mog.	S7394	400W	105T5/27	2700	85	12/6	Box	10000	7000	11.26"	4.02"
			S7395	400W	105T5/41	4100	85	12/6	Box	10000	7000	11.26"	4.02"
			S7396	400W	105T5/50	5000	85	12/6	Box	10000	7000	11.26"	4.02"
			S7415	400W	105T5/41/277	4100	85	12/6	Box	10000	7000	11.26"	4.02"
			S7416	400W	105T5/50/277	5000	85	12/6	Box	10000	7000	11.26"	4.02"

compact fluorescent lamps





Photocell  
Spiral  
Med.



3-Way Spiral  
Med.



Mini Spiral  
GU24 Base



Squat  
GU24 Base



## 3-Way Spiral

Watts	Bulb	Base	Satco Product Number	Approx Incand Equiv	Lamp Code	Color Kelvin Temp	CRI	Master/ Inner Carton	Pkg Type	Avg. Rated Hours	Initial Lumens	MOL (Length)	MOD (Diameter)
12/ 20/ 26	Spiral 	Med.	S7341*	30/ 70/ 100W	12/20/26T4/27	2700	82	48/12	Box	10000	660/ 1200/ 1600	6.02"	2.36"
			S7342	30/ 70/ 100W	12/20/26T4/41	4100	82	48/12	Box	10000	660/ 1200/ 1600	6.02"	2.36"
			S 7343	30/ 70/ 100W	12/20/26T4/50	5000	82	48/12	Box	10000	660/ 1200/ 1600	6.02"	2.36"

## Photocell Spiral

Watts	Bulb	Base	Satco Product Number	Approx Incand Equiv	Lamp Code	Color Kelvin Temp	CRI	Master/ Inner Carton	Pkg Type	Avg. Rated Hours	Initial Lumens	MOL (Length)	MOD (Diameter)
23	Spiral 	Med.	S7347	100W	23T2/Photo/27	2700	82	48/12	Box	10000	1600	5.0"	2.12"
			S7349	100W	23T2/Photo/50	5000	82	48/12	Box	10000	1600	5.0"	2.12"

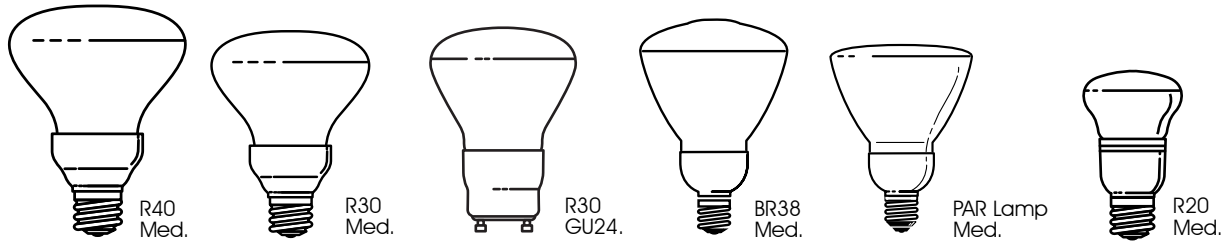
## GU24 Base Mini Spiral & Squat

Watts	Bulb	Base	Satco Product Number	Approx Incand Equiv	Lamp Code	Color Kelvin Temp	CRI	Master/ Inner Carton	Pkg Type	Avg. Rated Hours	Initial Lumens	MOL (Length)	MOD (Diameter)
9	Spiral 	GU24	S8201	40W	9T2GU24/27	2700	82	48/12	Box	10000	500	3.23"	1.57"
11			S8202	40W	11T2GU24/27	2700	82	48/12	Box	10000	650	3.23"	1.81"
13			S8203*	60W	13T2GU24/27	2700	82	48/12	Box	10000	800	3.38"	1.81"
			S8226	60W	13T2GU24/35	3500	82	48/12	Box	10000	880	3.38"	1.81"
			S8208	60W	13T2GU24/41	4100	82	48/12	Box	10000	880	3.38"	1.81"
15			S8204	60W	15T3GU24/27	2700	82	48/12	Box	10000	950	3.66"	2.13"
18	S8205*	75W	18T3GU24/27	2700	82	48/12	Box	10000	1200	3.82"	2.13"		
23	S8206*	100W	23T3GU24/27	2700	82	48/12	Box	10000	1600	4.17"	2.13"		
26	S8207*	120W	26T3GU24/27	2700	82	48/12	Box	10000	1750	4.92"	2.13"		
13	Spiral Squat 	GU24	S8227	60W	13T2GU24/27/SQUAT	2700	82	48/12	Box	10000	850	2.28"	2.76"
			S8228	75W	18T2GU24/27/SQUAT	2700	82	48/12	Box	10000	1100	2.60"	2.76"




See Pages 82-84 for More GU24 Products

Compact fluorescent lamps




# Compact Fluorescent Lamps




## R20 Reflector

Watts	Bulb	Base	Satco Product Number	Approx Incand Equiv	Lamp Code	Color Kelvin Temp	CRI	Master/ Inner Carton	Pkg Type	Avg. Rated Hours	Initial Lumens	MOL (Length)	MOD (Diameter)
5		Med.	S7257	30W	5R20/27	2700	82	24/6	Box	10000	260	3.90"	2.48"
			S7258	30W	5R20/41	4100	82	24/6	Box	10000	260	3.90"	2.48"
			S7259	30W	5R20/50	5000	82	24/6	Box	10000	260	3.90"	2.48"
11		Med.	S7254	40W	11R20/27	2700	82	24/6	Box	10000	330	4.45"	2.48"
			S7255	40W	11R20/41	4100	82	24/6	Box	10000	330	4.45"	2.48"
			S7256	40W	11R20/50	5000	82	24/6	Box	10000	330	4.45"	2.48"
13		Med.	S7401	50W	13R20/27	2700	82	24/6	Box	10000	430	4.65"	2.48"
			S7402	50W	13R20/41	4100	82	24/6	Box	10000	430	4.65"	2.48"
			S7403	50W	13R20/50	5000	82	24/6	Box	10000	430	4.65"	2.48"

## R30 & R40 Reflector

Watts	Bulb	Base	Satco Product Number	Approx Incand Equiv	Lamp Code	Color Kelvin Temp	CRI	Master/ Inner Carton	Pkg Type	Avg. Rated Hours	Initial Lumens	MOL (Length)	MOD (Diameter)
15		Med.	S7247*	65W	15R30/27	2700	82	24/6	Box	10000	700	5.39"	3.74"
			S7248	65W	15R30/41	4100	82	24/6	Box	10000	700	5.39"	3.74"
			S7249	65W	15R30/50	5000	82	24/6	Box	10000	700	5.39"	3.74"
		GU24	S8224*	65W	15R30/27/GU24	2700	82	24/6	Box	10000	690	4.45"	3.74"
23		Med.	S7241*	85W	23R40/27	2700	82	24/6	Box	10000	1090	6.49"	5.00"
			S7242	85W	23R40/41	4100	82	24/6	Box	10000	1090	6.49"	5.00"
			S7243	85W	23R40/50	5000	82	24/6	Box	10000	1090	6.49"	5.00"

## BR38 Reflector (U.L. Wet Location)

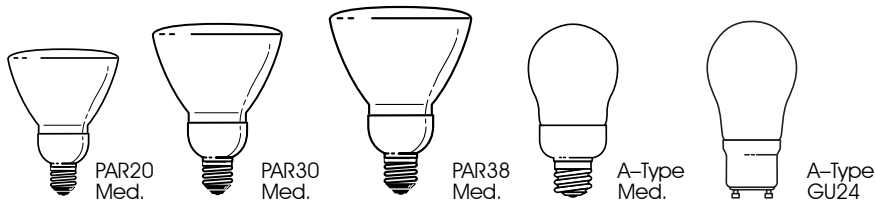
Watts	Bulb	Base	Satco Product Number	Approx Incand Equiv	Lamp Code	Color Kelvin Temp	CRI	Master/ Inner Carton	Pkg Type	Avg. Rated Hours	Initial Lumens	MOL (Length)	MOD (Diameter)
23		Med.	S7274	85W	23BR38/27	2700	82	24/6	Box	10000	1070	6.50"	4.72"
			S7275	85W	23BR38/41	4100	82	24/6	Box	10000	1070	6.50"	4.72"
			S7276*	85W	23BR38/50	5000	82	24/6	Box	10000	1070	6.50"	4.72"






Don't see the lamp you need? Call Customer Service 1-800-43-SATCO

compact fluorescent lamps

# Compact Fluorescent Lamps



## PAR Lamps (U.L. Wet Location)

Watts	Bulb	Base	Satco Product Number	Approx Incand Equiv	Lamp Code	Color Kelvin Temp	CRI	Master/ Inner Carton	Pkg Type	Avg. Rated Hours	Initial Lumens	MOL (Length)	MOD (Diameter)
11		Med.	S7207	50W	11PAR20/27	2700	82	12/6	Box	10000	380	3.86"	2.48"
			S7208	50W	11PAR20/41	4100	82	12/6	Box	10000	380	3.86"	2.48"
			S7209	50W	11PAR20/50	5000	82	12/6	Box	10000	380	3.86"	2.48"
15		Med.	S7204	50W	15PAR30/27	2700	82	12/6	Box	10000	700	4.61"	3.74"
			S7205	50W	15PAR30/41	4100	82	12/6	Box	10000	700	4.61"	3.74"
			S7206	50W	15PAR30/50	5000	82	12/6	Box	10000	700	4.61"	3.74"
23		Med.	S7201	75W	23PAR38/27	2700	82	12/6	Box	10000	1100	5.04"	4.76"
			S7202	75W	23PAR38/41	4100	82	12/6	Box	10000	1100	5.04"	4.76"
			S7203	75W	23PAR38/50	5000	82	12/6	Box	10000	1100	5.04"	4.76"

## A - Type Bulbs

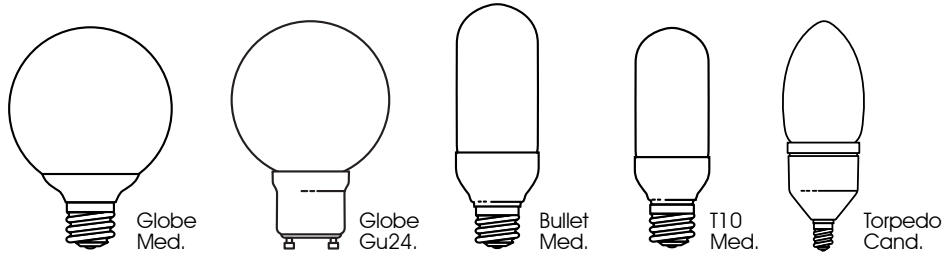
Watts	Bulb	Base	Satco Product Number	Approx Incand Equiv	Lamp Code	Color Kelvin Temp	CRI	Master/ Inner Carton	Pkg Type	Avg. Rated Hours	Initial Lumens	MOL (Length)	MOD (Diameter)
7		Med.	S7281*	40W	7A19/27	2700	82	48/12	Box	10000	400	4.25"	2.13"
			S7282*	40W	7A19/41	4100	82	48/12	Box	10000	400	4.25"	2.13"
			S7283	40W	7A19/50	5000	82	48/12	Box	10000	400	4.25"	2.13"
9		Med.	S7284*	40W	9A19/27	2700	82	48/12	Box	6000	450	4.61"	2.44"
			S7285	40W	9A19/41	4100	82	48/12	Box	10000	450	4.61"	2.44"
			S7286	40W	9A19/50	5000	82	48/12	Box	10000	450	4.61"	2.44"
11		Med.	S7287*	40W	11A19/27	2700	82	48/12	Box	10000	540	4.96"	2.44"
			S7288	40W	11A19/41	4100	82	48/12	Box	10000	540	4.96"	2.44"
			S7289	40W	11A19/50	5000	82	48/12	Box	10000	540	4.96"	2.44"
15		Med.	S7291*	60W	15A19/27	2700	82	48/12	Box	10000	800	5.39"	2.64"
			S7292*	60W	15A19/41	4100	82	48/12	Box	10000	800	5.39"	2.64"
			S7293	60W	15A19/50	5000	82	48/12	Box	10000	800	5.39"	2.64"
		GU24	S8225	60W	15A19/27/GU24	2700	82	48/12	Box	10000	800	4.45"	2.64"






Visit our website at [www.satco.com](http://www.satco.com)

Compact fluorescent lamps



# Compact Fluorescent Lamps





## Globe Lights

Watts	Bulb	Base	Satco Product Number	Approx Incand Equiv	Lamp Code	Color Kelvin Temp	CRI	Master/ Inner Carton	Pkg Type	Avg. Rated Hours	Initial Lumens	MOL (Length)	MOD (Diameter)
9		Med.	S7301*	40W	9G25/27	2700	82	48/12	Box	10000	500	4.33"	3.11"
			S7302	40W	9G25/41	4100	82	48/12	Box	10000	500	4.33"	3.11"
			S7303	40W	9G25/50	5000	82	48/12	Box	10000	500	4.33"	3.11"
15		Med.	S7304*	60W	15G25/27	2700	82	48/12	Box	10000	820	4.72"	3.43"
			S7305	60W	15G25/41	4100	82	48/12	Box	10000	820	4.72"	3.43"
			S7306	60W	15G25/50	5000	82	48/12	Box	10000	820	4.72"	3.43"
		GU24	S8221*	60W	15G25/27/GU24	2700	82	48/12	Box	10000	740	4.45"	3.31"

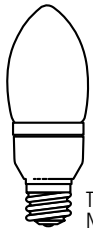
## Bullet & T10 Bulbs

Watts	Bulb	Base	Satco Product Number	Approx Incand Equiv	Lamp Code	Color Kelvin Temp	CRI	Master/ Inner Carton	Pkg Type	Avg. Rated Hours	Initial Lumens	MOL (Length)	MOD (Diameter)
7		Med.	S7381	40W	7T10/27	2700	82	48/12	Box	10000	340	4.803"	1.299"
			S7382	40W	7T10/41	4100	82	48/12	Box	10000	340	4.803"	1.299"
			S7383	40W	7T10/50	5000	82	48/12	Box	10000	340	4.803"	1.299"
15		Med.	S7307	60W	EFT15/27	2700	82	48/12	Box	10000	800	5.51"	1.97"
			S7308	60W	EFT15/41	4100	82	48/12	Box	10000	800	5.51"	1.97"
			S7309	60W	EFT15/50	5000	82	48/12	Box	10000	800	5.51"	1.97"

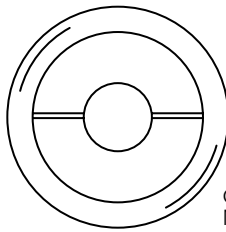
## Torpedo Bulbs – Candelabra Base

Watts	Bulb	Base	Satco Product Number	Approx Incand Equiv	Lamp Code	Color Kelvin Temp	CRI	Master/ Inner Carton	Pkg Type	Avg. Rated Hours	Initial Lumens	MOL (Length)	MOD (Diameter)
5		Cand.	S7311	25W	5CTCFL/27	2700	82	48/12	Box	10000	220	5"	1.65"
			S7312	25W	5CTCFL/41	4100	82	48/12	Box	10000	220	5"	1.65"
			S7313	25W	5CTCFL/50	5000	82	48/12	Box	10000	220	5"	1.65"
7		Cand.	S7317	40W	7CTCFL/27	2700	82	48/12	Box	10000	340	4.69"	1.77"
			S7318	40W	7CTCFL/41	4100	82	48/12	Box	10000	340	4.69"	1.77"
			S7319	40W	7CTCFL/50	5000	82	48/12	Box	10000	340	4.69"	1.77"

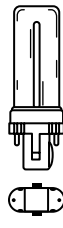
compact fluorescent lamps



Torpedo Med.



Circline Med.



Twin Tube G23

## Torpedo Bulbs – Medium Base

Watts	Bulb	Base	Satco Product Number	Approx Incand Equiv	Lamp Code	Color Kelvin Temp	CRI	Master/ Inner Carton	Pkg Type	Avg. Rated Hours	Initial Lumens	MOL (Length)	MOD (Diameter)
5		Med.	S7314	25W	5ETCFL/27	2700	82	48/12	Box	10000	220	4.96"	1.65"
			S7315	25W	5ETCFL/41	4100	82	48/12	Box	10000	220	4.96"	1.65"
			S7316	25W	5ETCFL/50	5000	82	48/12	Box	10000	220	4.96"	1.65"
7		Med.	S7321	40W	7ETCFL/27	2700	82	48/12	Box	10000	340	4.8"	1.77"
			S7322	40W	7ETCFL/41	4100	82	48/12	Box	10000	340	4.8"	1.77"
			S7323	40W	7ETCFL/50	5000	82	48/12	Box	10000	340	4.8"	1.77"

## Circline Tubes With Electronic Ballasts\*

Watts	Bulb	Base	Satco Product Number	Approx Incand Equiv	Lamp Code	Color Kelvin Temp	CRI	Master/ Inner Carton	Pkg Type	Avg. Rated Hours	Initial Lumens	MOL (Length)	MOD (Diameter)
22	Circline	Med.	S6259	75W	EF/FC8/T9/MW	3000	82	12/6	Box	10000	1060	2.99"	8.39"

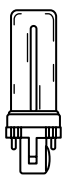
\*Discontinued item will ship until inventory is depleted.

## Plug In Lamps – ENV & ECO ▲

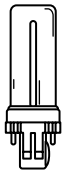
### Twin Tube 2-Pin For Magnetic Ballasts

Watts	Bulb	Base	Satco Product Number	Lamp Code	CCT (K)	CRI	Master	Pkg Type	Avg. Rated Hours	Lumens	MOL	Notes
5		G23	S8300	CFS5W/827	2700	82	50	Hang Box	10000	230	4.2"	
			S6700 ▲	CF5DS/827	2700	82	50	Box	10000	230	4.2"	
			S8301	CFS5W/841	4100	82	50	Hang Box	10000	230	4.2"	
			S6701 ▲	CF5DS/841	4100	82	50	Box	10000	230	4.2"	
7		G23	S8302	CFS7W/827	2700	82	50	Hang Box	10000	400	5.3"	
			S6702 ▲	CF7DS/827	2700	82	50	Box	10000	400	5.3"	
			S8303	CFS7W/835	3500	82	50	Hang Box	10000	400	5.3"	
			S6703 ▲	CF7DS/835	3500	82	50	Box	10000	400	5.3"	
			S8304	CFS7W/841	4100	82	50	Hang Box	10000	400	5.3"	
			S6704 ▲	CF7DS/841	4100	82	50	Box	10000	400	5.3"	
			S8305	CFS7W/850	5000	82	50	Hang Box	10000	400	5.3"	
			S6705 ▲	CF7DS/850	5000	82	50	Box	10000	400	5.3"	

# Compact Fluorescent Lamps



Twin Tube G23

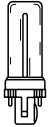

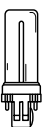



Twin Tube GX23

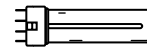




Twin Tube 2G7

## Twin Tube 2-Pin For Magnetic Ballasts

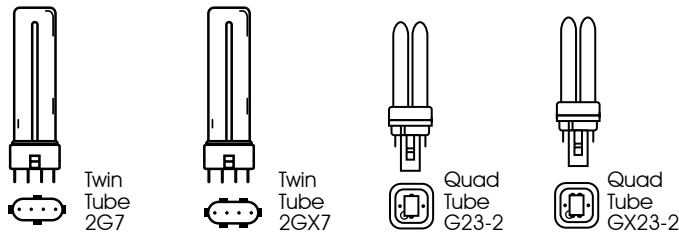
Watts	Bulb	Base	Satco Product Number	Lamp Code	CCT (K)	CRI	Master	Pkg Type	Avg. Rated Hours	Lumens	MOL	Notes
9			S8306	CFS9W/827	2700	82	50	Hang Box	10000	580	6.5"	
			S6706 ▲	CF9DS/827	2700	82	50	Box	10000	580	6.5"	
			S8307	CFS9W/835	3500	82	50	Hang Box	10000	580	6.5"	
			S6707 ▲	CF9DS/835	3500	82	50	Box	10000	580	6.5"	
			S8308	CFS9W/841	4100	82	50	Hang Box	10000	580	6.5"	
			S6708 ▲	CF9DS/841	4100	82	50	Box	10000	580	6.5"	
			S8309	CFS9W/850	5000	82	50	Hang Box	10000	580	6.5"	
			S6709 ▲	CF9DS/850	5000	82	50	Box	10000	580	6.5"	
13			S8310	CFS13W/827	2700	82	50	Hang Box	10000	800	7.1"	
			S6710 ▲	CF13DS/827	2700	82	50	Box	10000	800	7.1"	
			S8380	CFS13W/830	3000	82	50	Hang Box	10000	800	7.1"	
			S6780 ▲	CF13DS/830	3000	82	50	Box	10000	800	7.1"	
			S8311	CFS13W/835	3500	82	50/5	Hang Box	10000	800	7.1"	
			S6711 ▲	CF13DS/835	3500	82	50	Box	10000	800	7.1"	
			S8312	CFS13W/841	4100	82	50	Hang Box	10000	800	7.1"	
			S6712 ▲	CF13DS/841	4100	82	50	Box	10000	800	7.1"	
			S8313	CFS13W/850	5000	82	50	Hang Box	10000	800	7.1"	
			S6713 ▲	CF13DS/850	5000	82	50	Box	10000	800	7.1"	

## Twin-Tube 4-Pin For Electronic & Dimming Ballasts





Watts	Bulb	Base	Satco Product Number	Lamp Code	CCT (K)	CRI	Carton	Pkg Type	Avg. Rated Hours	Lumens	MOL	Notes
5	T4		S8360	CF5DS/E/827	2700	82	50	Box	10000	230	3.4"	
			S8361	CF5DS/E/841	4100	82	50	Box	10000	230	3.4"	
7	T4		S8362	CF7DS/E/827	2700	82	50	Box	10000	400	4.5"	
			S8363	CF7DS/E/841	4100	82	50	Box	10000	400	4.5"	



compact fluorescent lamps



## Twin-Tube 4-Pin For Electronic & Dimming Ballasts

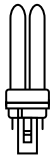
Watts	Bulb	Base	Satco Product Number	Lamp Code	CCT (K)	CRI	Carton	Pkg Type	Avg. Rated Hours	Lumens	MOL	Notes
9	T4		S8364	CF9DS/E/827	2700	82	50	Box	10000	580	5.7"	
			S8365	CF9DS/E/841	4100	82	50	Box	10000	580	5.7"	
13	T4		S8366	CF13DS/E/827	2700	82	50	Box	10000	800	6.2"	
			S8367	CF13DS/E/830	3000	82	50	Box	10000	800	6.2"	
			S8369	CF13DS/E/841	4100	82	50	Box	10000	800	6.2"	

## Quad Tube 2-Pin For Magnetic Ballasts

Watts	Bulb	Base	Satco Product Number	Lamp Code	CCT (K)	CRI	Master	Pkg Type	Avg. Rated Hours	Lumens	MOL	Notes
9	T4		S8314	CFD9W/827	2700	82	50	Hang Box	10000	525	4.3"	
			S6714 ▲	CF9DD/827	2700	82	50	Box	10000	525	4.3"	
			S8315	CFD9W/830	3000	82	50	Hang Box	10000	525	4.3"	
			S6715 ▲	CF9DD/830	3000	82	50	Box	10000	525	4.3"	
			S8316	CFD9W/835	3500	82	50	Hang Box	10000	525	4.3"	
			S6716 ▲	CF9DD/835	3500	82	50	Box	10000	525	4.3"	
13	T4		S8317	CFD13W/827	2700	82	50	Hang Box	10000	780	4.6"	
			S6717 ▲	CF13DD/827	2700	82	50	Box	10000	780	4.6"	
			S8318	CFD13W/830	3000	82	50	Hang Box	10000	780	4.6"	
			S6718 ▲	CF13DD/830	3000	82	50	Box	10000	780	4.6"	
			S8319	CFD13W/835	3500	82	50	Hang Box	10000	780	4.6"	
			S6719 ▲	CF13DD/835	3500	82	50	Box	10000	780	4.6"	
			S8320	CFD13W/841	4100	82	50	Hang Box	10000	780	4.6"	
			S6720 ▲	CF13DD/841	4100	82	50	Box	10000	780	4.6"	

Compact fluorescent lamps

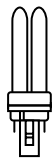
# Compact Fluorescent Lamps



Quad Tube  
GX32D-2







Quad Tube  
G24D-3



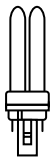
Quad Tube  
GX32D-3

## Quad Tube 2-Pin For Magnetic Ballasts *(cont.)*

Watts	Bulb	Base	Satco Product Number	Lamp Code	CCT (K)	CRI	Master	Pkg Type	Avg. Rated Hours	Lumens	MOL	Notes
18	T4	G24D-2		S8321	CFD18W/827	2700	82	50	Hang Box	10000	1250	6"
			S6721 ▲	CF18DD/827	2700	82	50	Box	10000	1250	6"	
			S8322	CFD18W/830	3000	82	50	Hang Box	10000	1250	6"	
			S6722 ▲	CF18DD/830	3000	82	50	Box	10000	1250	6"	
			S8323	CFD18W/835	3500	82	50	Hang Box	10000	1250	6"	
			S6723 ▲	CF18DD/835	3500	82	50	Box	10000	1250	6"	
			S8324	CFD18W/841	4100	82	50	Hang Box	10000	1250	6"	
			S6724 ▲	CF18DD/841	4100	82	50	Box	10000	1250	6"	
22	T5	GX32D-2		S6020	FDL22LE/D/PLC 15mm	2700	84	50	Box	10000	1200	6"
			S6021	FDL22EX/D/PLC 15mm	5000	84	50	Box	10000	1200	6"	
26	T4	G24D-3		S8325	CFD26W/827	2700	82	50	Hang Box	10000	1825	6.8"
			S6725 ▲	CF26DD/827	2700	82	50	Box	10000	1825	6.8"	
			S8326	CFD26W/830	3000	82	50	Hang Box	10000	1825	6.8"	
			S6726 ▲	CF26DD/830	3000	82	50	Box	10000	1825	6.8"	
			S8327	CFD26W/835	3500	82	50	Hang Box	10000	1825	6.8"	
			S6727 ▲	CF26DD/835	3500	82	50	Box	10000	1825	6.8"	
			S8328	CFD26W/841	4100	82	50	Hang Box	10000	1825	6.8"	
			S6728 ▲	CF26DD/841	4100	82	50	Box	10000	1825	6.8"	
28	T5	GX32D-3		S6022	FDL28LE/D/PLC 15mm	2700	84	50	Box	10000	1600	6.8"
			S6023	FDL28EX/D/PLC 15mm	5000	84	50	Box	10000	1600	6.8"	

compact fluorescent lamps





Quad Tube G24q-1



Quad Tube G24q-2




Quad Tube G24q-3

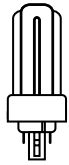


## Quad Tube 4-Pin For Electronic & Dimming Ballasts

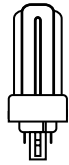


Watts	Bulb	Base	Satco Product Number	Lamp Code	CCT (K)	CRI	Master	Pkg Type	Avg. Rated Hours	Lumens	MOL	Notes
13	T4	G24q-1 	S8329	CFD13W/4P/827	2700	82	50	Hang Box	12000	900	5.2"	2
			S6729 ▲	CF13DD/E/827	2700	82	50	Box	12000	900	5.2"	2
			S8330	CFD13W/4P/830	3000	82	50	Hang Box	12000	900	5.2"	2
			S6730 ▲	CF13DD/E/830	3000	82	50	Box	12000	900	5.2"	2
			S8331	CFD13W/4P/835	3500	82	50	Hang Box	12000	900	5.2"	2
			S6731 ▲	CF13DD/E/835	3500	82	50	Box	12000	900	5.2"	2
			S8332	CFD13W/4P/841	4100	82	50	Hang Box	12000	900	5.2"	2
			S6732 ▲	CF13DD/E/841	4100	82	50	Box	12000	900	5.2"	2
18	T4	G24q-2 	S8333	CFD18W/4P/827	2700	82	50	Hang Box	12000	1250	5.8"	2
			S6733 ▲	CF18DD/E/827	2700	82	50	Box	12000	1250	5.8"	2
			S8334	CFD18W/4P/830	3000	82	50	Hang Box	12000	1250	5.8"	2
			S6734 ▲	CF18DD/E/830	3000	82	50	Box	12000	1250	5.8"	2
			S8335	CFD18W/4P/835	3500	82	50	Hang Box	12000	1250	5.8"	2
			S6735 ▲	CF18DD/E/835	3500	82	50	Box	12000	1250	5.8"	2
			S8336	CFD18W/4P/841	4100	82	50	Hang Box	12000	1250	5.8"	2
			S6736 ▲	CF18DD/E/841	4100	82	50	Box	12000	1250	5.8"	2
26	T4	G24q-3 	S8337	CFD26W/4P/827	2700	82	50	Hang Box	12000	1825	6.5"	2
			S6737 ▲	CF26DD/E/827	2700	82	50	Box	12000	1825	6.5"	2
			S8338	CFD26W/4P/830	3000	82	50	Hang Box	12000	1825	6.5"	2
			S6738 ▲	CF26DD/E/830	3000	82	50	Box	12000	1825	6.5"	2
			S8339	CFD26W/4P/835	3500	82	50	Hang Box	12000	1825	6.5"	2
			S6739 ▲	CF26DD/E/835	3500	82	50	Box	12000	1825	6.5"	2
			S8340	CFD26W/4P/841	4100	82	50	Hang Box	12000	1825	6.5"	2
			S6740 ▲	CF26DD/E/841	4100	82	50	Box	12000	1825	6.5"	2

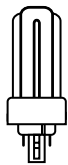
# Compact Fluorescent Lamps



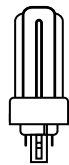
Triple Tube  
GX24D-2



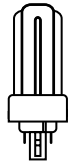
Triple Tube  
GX24D-3



Triple Tube  
GX24q-1



Triple Tube  
GX24q-2



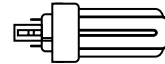
Triple Tube  
GX24q-3

## Triple Tube 2-Pin For Magnetic Ballasts



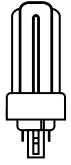
Watts	Bulb	Base	Satco Product Number	Lamp Code	CCT (K)	CRI	Carton	Pkg Type	Avg. Rated Hours	Lumens	MOL	Notes
18	T4	GX24D-2	\$4367 ▲	CF18DT/827	2700	82	50	Box	12000	1200	4.8"	
26	T4	GX24D-3	\$4368 ▲	CF26DT/827	2700	82	50	Box	12000	1800	5.4"	

## Triple Tube 4-Pin For Electronic & Dimming Ballasts

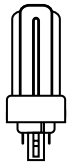


Watts	Bulb	Base	Satco Product Number	Lamp Code	CCT (K)	CRI	Master	Pkg Type	Avg. Rated Hours	Lumens	MOL	Notes
13	T4	GX24q-1	\$4369 ▲	CF13DT/E/827	2700	82	50	Box	12000	900	4.2"	2
			\$8396	CFT13W/4P/830	3000	82	50	Hang Box	12000	900	4.2"	2
			\$4370 ▲	CF13DT/E/830	3000	82	50	Box	12000	900	4.2"	2
			\$8397	CFT13W/4P/835	3500	82	50	Hang Box	12000	900	4.2"	2
			\$4371 ▲	CF13DT/E/835	3500	82	50	Box	12000	900	4.2"	2
			\$8398	CFT13W/4P/841	4100	82	50	Hang Box	12000	900	4.2"	2
			\$4372 ▲	CF13DT/E/841	4100	82	50	Box	12000	900	4.2"	2
18	T4	GX24q-2	\$6741 ▲	CF18DT/E/IN/827	2700	82	50	Box	12000	1200	4.4"	2
			\$8342	CFT18W/4P/830	3000	82	50	Hang Box	12000	1200	4.4"	2
			\$6742 ▲	CF18DT/E/IN/830	3000	82	50	Box	12000	1200	4.4"	2
			\$8343	CFT18W/4P/835	3500	82	50	Hang Box	12000	1200	4.4"	2
			\$6743 ▲	CF18DT/E/IN/835	3500	82	50	Box	12000	1200	4.4"	2
			\$8344	CFT18W/4P/841	4100	82	50	Hang Box	12000	1200	4.4"	2
			\$6744 ▲	CF18DT/E/IN/841	4100	82	50	Box	12000	1200	4.4"	2
26	T4	GX24q-3	\$6745 ▲	CF26DT/E/IN/827	2700	82	50	Box	12000	1800	5"	2
			\$8346	CFT26W/4P/830	3000	82	50	Hang Box	12000	1800	5"	2
			\$6746 ▲	CF26DT/E/IN/830	3000	82	50	Box	12000	1800	5"	2
			\$8347	CFT26W/4P/835	3500	82	50	Hang Box	12000	1800	5"	2
			\$6747 ▲	CF26DT/E/IN/835	3500	82	50	Box	12000	1800	5"	2
			\$8348	CFT26W/4P/841	4100	82	50	Hang Box	12000	1800	5"	2
			\$6748 ▲	CF26DT/E/IN/841	4100	82	50	Box	12000	1800	5"	2

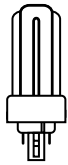
compact fluorescent lamps



Triple Tube  
GX24q-3

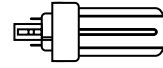


Triple Tube  
GX24q-4



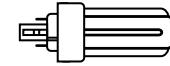
Triple Tube  
GX24q-2

## Triple Tube 4-Pin For Electronic & Dimming Ballasts



Watts	Bulb	Base	Satco Product Number	Lamp Code	CCT (K)	CRI	Master	Pkg Type	Avg. Rated Hours	Lumens	MOL	Notes
32	T4	GX24q-3	S6749 ▲	CF32DT/E/IN/827	2700	82	50	Box	12000	2400	5.6"	2
			S8350	CFT32W/4P/830	3000	82	50	Hang Box	12000	2400	5.6"	2
			S6750 ▲	CF32DT/E/IN/830	3000	82	50	Box	12000	2400	5.6"	2
			S8351	CFT32W/4P/835	3500	82	50	Hang Box	12000	2400	5.6"	2
			S6751 ▲	CF32DT/E/IN/835	3500	82	50	Box	12000	2400	5.6"	2
			S8352	CFT32W/4P/841	4100	82	50	Hang Box	12000	2400	5.6"	2
			S6752 ▲	CF32DT/E/IN/841	4100	82	50	Box	12000	2400	5.6"	2

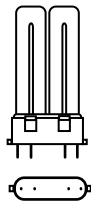
## Triple Tube 4-Pin For Electronic & Dimming Ballasts (cont.)



Watts	Bulb	Base	Satco Product Number	Lamp Code	CCT (K)	CRI	Master	Pkg Type	Avg. Rated Hours	Lumens	MOL	Notes
42	T4	GX24q-4	S6753 ▲	CF42DT/E/IN/827	2700	82	50	Box	12000	3200	6.5"	2
			S8354	CFT42W/4P/830	3000	82	50	Hang Box	12000	3200	6.5"	2
			S6754 ▲	CF42DT/E/IN/830	3000	82	50	Box	12000	3200	6.5"	2
			S8355	CFT42W/4P/835	3500	82	50	Hang Box	12000	3200	6.5"	2
			S6755 ▲	CF42DT/E/IN/835	3500	82	50	Box	12000	3200	6.5"	2
			S8356	CFT42W/4P/841	4100	82	50	Hang Box	12000	3200	6.5"	2
			S6756 ▲	CF42DT/E/IN/841	4100	82	50	Box	12000	3200	6.5"	2
57	T4	GX24q-5	S6421 ▲	CF57DT/E/IN/827	2700	82	50	Box	12000	4300	7.76"	2
			S6422 ▲	CF57DT/E/IN/830	3000	82	50	Box	12000	4300	7.76"	2
			S6423 ▲	CF57DT/E/IN/835	3500	82	50	Box	12000	4300	7.76"	2
			S6424 ▲	CF57DT/E/IN/841	4100	82	50	Box	12000	4300	7.76"	2

Compact fluorescent lamps

# Compact Fluorescent Lamps

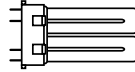


Flat Tube 2G10



Long Twin Tube 2G11

## Flat Tube 4-Pin For Electronic Ballasts

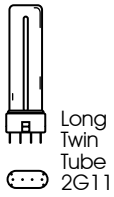


Watts	Bulb	Base	Satco Product Number	Lamp Code	CCT (K)	CRI	Carton	Pkg Type	Avg. Rated Hours	Lumens	MOL	Notes
18	T5	2G10	S6772 ▲	CF18DF/830	3000	82	10	Box	10000	1100	4.8"	
			S6773 ▲	CF18DF/841	4100	82	10	Box	10000	1100	4.8"	
24	T5	2G10	S6774 ▲	CF24DF/830	3000	82	10	Box	10000	1700	6.7"	
			S6775 ▲	CF24DF/841	4100	82	10	Box	10000	1700	6.7"	
36	T5	2G10	S6776 ▲	CF36DF/830	3000	82	10	Box	10000	2800	8.5"	
			S6777 ▲	CF36DF/841	4100	82	10	Box	10000	2800	8.5"	

## Long Twin Tube 4-Pin For Electronic Ballasts

Watts	Bulb	Base	Satco Product Number	Lamp Code	CCT (K)	CRI	Carton	Pkg Type	Avg. Rated Hours	Lumens	MOL	Notes
18	T5	2G11	S6757 ▲	FT18DL/830	3000	82	10	Box	12000	1250	9"	
			S8657	FT18HL/830/ENV	3000	82	10	Box	12000	1300	9"	
			S2964 ▲	FT18DL/830/RS	3000	82	10	Box	20000	1250	10.5"	
			S6758 ▲	FT18DL/835	3500	82	10	Box	12000	1250	9"	
			S8658	FT18HL/835/ENV	3500	82	10	Box	12000	1300	9"	
			S2965 ▲	FT18DL/835/RS	3500	82	10	Box	20000	1250	10.5"	
			S6759 ▲	FT18DL/841	4100	82	10	Box	12000	1250	9"	
			S8659	FT18HL/841/ENV	4100	82	10	Box	12000	1300	9"	
			S2966 ▲	FT18DL/841/RS	4100	82	10	Box	20000	1250	10.5"	
24	T5	2G11	S6760 ▲	FT24DL/830	3000	82	10	Box	12000	1800	12.9"	1
			S8660	FT24HL/830/ENV	3000	82	10	Box	12000	1800	12.9"	1
			S6761 ▲	FT24DL/835	3500	82	10	Box	12000	1800	12.9"	1
			S8661	FT24HL/835/ENV	3500	82	10	Box	12000	1800	12.9"	1
			S6762 ▲	FT24DL/841	4100	82	10	Box	12000	1800	12.9"	1
			S8662	FT24HL/841/ENV	4100	82	10	Box	12000	1800	12.9"	1

compact fluorescent lamps







## Long Twin Tube 4-Pin For Electronic Ballasts



Watts	Bulb	Base	Satco Product Number	Lamp Code	CCT (K)	CRI	Carton	Pkg Type	Avg. Rated Hours	Lumens	MOL	Notes
36	 T5	 2G11	S6763 ▲	FT36DL/830	3000	82	10	Box	12000	2900	16.6"	1
			S8663	FT36HL/830/ENV	3000	82	10	Box	12000	2800	16.6"	1
			S6764 ▲	FT36DL/835	3500	82	10	Box	12000	2900	16.6"	1
			S8664	FT36HL/835/ENV	3500	82	10	Box	12000	2800	16.6"	1
			S6765 ▲	FT36DL/841	4100	82	10	Box	12000	2900	16.6"	1
			S8665	FT36HL/841/ENV	4100	82	10	Box	12000	2800	16.6"	1
40	 T5	 2G11	S6766 ▲	FT40DL/830/RS	3000	82	10	Box	20000	3150	22.6"	
			S8666	FT40HL/830/RS/ENV	3000	82	10	Box	20000	3500	22.6"	
			S6767 ▲	FT40DL/835/RS	3500	82	10	Box	20000	3150	22.6"	
			S8667	FT40HL/835/RS/ENV	3500	82	10	Box	20000	3500	22.6"	
			S6768 ▲	FT40DL/841/RS	4100	82	10	Box	20000	3150	22.6"	
			S8668	FT40HL/841/RS/ENV	4100	82	10	Box	20000	3500	22.6"	
50	 T5	 2G11	S2967 ▲	PLL50W/30/RS	3000	82	25	Box	14000	4300	22.5"	
			S2968 ▲	PLL50W/35/RS	3500	82	25	Box	14000	4300	22.5"	
			S2969 ▲	PLL50W/41/RS	4100	82	25	Box	14000	4300	22.5"	
55	 T5	 2G11	S6769 ▲	FT55DL/830	3000	82	10	Box	12000	4800	21.1"	
			S8669	FT55HL/830/ENV	3000	82	10	Box	12000	4700	21.1"	
			S6770 ▲	FT55DL/835	3500	82	10	Box	12000	4800	21.1"	
			S8670	FT55HL/835/ENV	3500	82	10	Box	12000	4700	21.1"	
			S6771 ▲	FT55DL/841	4100	82	10	Box	12000	4800	21.1"	
			S8671	FT55HL/841/ENV	4100	82	10	Box	12000	4700	21.1"	

# Compact Fluorescent Lamps

## CF General Notes

-  = Product by a manufacturer other than Satco
-  = Product by one of the Primary lamp manufacturers
-  = 

## CF Notes

- 1 These lamps may also be operated on rapid start circuits. On rapid start circuits the 24 watt lamp operates at 27 watts and the 36 watt lamp operated at 39 watts. Rated lamp life is unchanged.
- 2 This 4-pin CF lamp has an internal end-of-life mechanism (EOL) that shuts down the lamp preventing abnormal end-of life failure modes. This lamp was designed for use with high frequency ballasts that do not have their own end-of-life (lamp) sensing circuits, but it is also compatible with high frequency ballasts that have their own end-of-life

Rule of Thumb for Compact Fluorescent Lamps: Divide wattage of incandescent lamp by 4 to determine approximate wattage of compact fluorescent lamp that will provide similar light output.

Caution: Unless otherwise stated, Self Ballasted

CF Lamps cannot be used on dimming circuits, emergency exit fixtures or lights, electronic timers, photocells or lighted switches. In outdoor applications, use only in enclosed fixtures to avoid exposure to weather. Use only on 120V, 60 Hz circuits.



ENV and ECO fluorescent lamps are designed to pass the Federal Toxic Characteristic Leaching Procedure (TCLP) criteria for classification as non-hazardous waste in most states. TCLP test results are available upon request. Lamp disposal regulations may vary, check your local & state regulations. For more information, please visit [www.lamprecycle.org](http://www.lamprecycle.org).

Minimum starting temperature for 2-pin CF lamps:

CF5: -22 degrees F; CF7: -4 degrees F; CF9: 14 degrees F; CF13DS: 14 degrees F; CF13DD: -4 degrees F; CF18DD: 5 degrees F; CF18DT: -4 degrees F; CF26: 14 degrees F.

There is a NEMA supported, industry issue where T2, T4, and T5 fluorescent and compact fluorescent lamps operated on high frequency ballasts may experience an abnormal end-of-life phenomenon. This end-of-life phenomenon can result in one or both of the following: 1. Bulb wall cracking near the lamp base. 2. The lamp can overheat in the base area and possibly melt the base and socket. NEMA recommends that high frequency compact fluorescent ballasts have an end-of-life shutdown circuit which will safely and reliably shut down the system in the rare event of an abnormal end-of-life failure mode described above. The final requirements of this system are yet to be defined by ANSI. For additional information refer to NEMA papers on their WEBSITE at [www.NEMA.org](http://www.NEMA.org). (lamp) sensing circuits.

# Fluorescent







# Fluorescent Basics

## How it Works

The glass tube of a fluorescent lamp is filled with a gas containing argon and mercury vapor. The interior wall of the tube is coated with a paint known as phosphor. At each end of the tube, electrodes send electrons through the gas causing it to emit ultraviolet light. As the ultraviolet light passes through the phosphor coating, it is converted into a longer frequency to create visible light. The glass tube of the bulb prevents the harmful UV rays from escaping. Fluorescent lamps are more efficient than incandescent lamps because less energy is converted to heat. Instead, most of the energy used creates visible light.

## Color Advancements

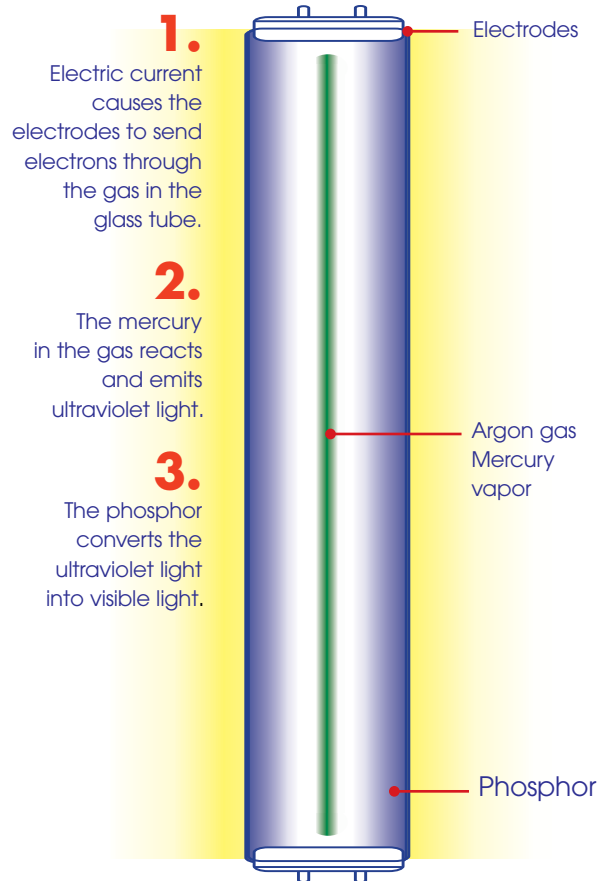
The phosphor coating on pioneer fluorescent lamps, called "halophosphate," was a single-color band phosphor that produced "cool white" light. This light resembles daylight, but it is weak in the green and red part of the spectrum and stronger on the yellows. This imbalance distorts visual perception of color, but for many years the cool white halophosphate fluorescent was the only choice available.

"Warm white" and "daylight" lamps improved color for fluorescents. These lamps also used halophosphate, but they were designed to achieve certain effects: "warm" to resemble incandescent light, and "daylight" to create an effect similar to natural light. Still, these lamps fell short in their ability to render colors accurately.

Full spectrum, natural and deluxe represent just a few lamp types that improved fluorescent color performance over the years. However, each type usually sacrifices light output.



<b>Color Temp</b>	Warm	Neutral	Cool	Daylight
<b>Kelvin Range</b>	3000K	3500K	4100K	5000K
<b>Effect &amp; Mood</b>	Warm & Friendly	Inviting & Comfortable	Clean & Organized	Bright & Alert
<b>Application</b>	Homes & Restaurants	Showrooms & Reception Offices	Office & Hospitals	Galleries & Jewelry Display



## Triphosphorous Lamps

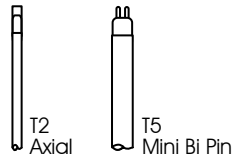
Today's fluorescent lamps use a triphosphor coating containing specific color bands of red, green and blue. These lamps render colors much more accurately than their halophosphate counterparts.

The new generation of fluorescent products are rated by CRI (color rendering index) and by color temperature (in Kelvins). CRI rates a fluorescent lamp's ability to render color as accurately as incandescent light or natural daylight, with 100 representing the top of the scale.

Kelvin color temperature refers to the tone of the light. A lamp that produces light for example in the 2700K range is similar in color to an incandescent lamp: warm and inviting. Other color temperatures—3000K, 3500K, 4100K, 5000K and 6500K—are made to work in specific environments for mood and color matching.



# Fluorescent Lamps



**Shatter Proof Available  
On All Items In This Section**

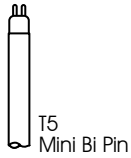
## T2 Subminiature Lamps

Watts	Bulb	Base	Satco Product Number	Lamp Code	Color	CCT (K)	CRI	Carton	Avg. Rated Hours	Initial Lumens	Nominal Length	MOL	Notes
6		Axial	<b>S6488</b> ▲	FM6/830	Warm White	3000K	80	20	10000	330	8.6"	8.6"	5
			<b>S6489</b> ▲	FM6/841	Cool White	4100K	80	20	10000	330	8.6"	8.6"	5
8		Axial	<b>S6490</b> ▲	FM8/830	Warm White	3000K	80	20	10000	540	12.6"	12.6"	5
			<b>S6491</b> ▲	FM8/841	Cool White	4100K	80	20	10000	540	12.6"	12.6"	5
11		Axial	<b>S6492</b> ▲	FM11/830	Warm White	3000K	80	20	10000	750	16.6"	16.6"	5
			<b>S2902</b> ▲	FM11/835	Neutral White	3500K	80	20	10000	750	16.6"	16.6"	5
			<b>S6493</b> ▲	FM11/841	Cool White	4100K	80	20	10000	750	16.6"	16.6"	5
13		Axial	<b>S6494</b> ▲	FM13/830	Warm White	3000K	80	20	10000	930	20.6"	20.6"	5
			<b>S2903</b> ▲	FM13/835	Neutral White	3500K	80	20	10000	930	20.6"	20.6"	5
			<b>S6495</b> ▲	FM13/841	Cool White	4100K	80	20	10000	930	20.6"	20.6"	5

## T5 Preheat Lamps

Watts	Bulb	Base	Satco Product Number	Lamp Code	Color	CCT (K)	CRI	Carton	Avg. Rated Hours	Initial Lumens	Nominal Length	MOL	Notes
4		Mini Bi Pin	<b>S1900</b>	F4T5/CW	Cool White	4100	60	10	5000	135	6"	5.91"	
			<b>S2908</b>	F4T5/D	Daylight	6500	75	10	5000	115	6"	5.91"	
			<b>S2904</b>	F4T5/BL	Black Light	n/a	n/a	10	5000	n/a	6"	5.91"	1
			<b>S6405</b>	F4T5/BLB	Blk Lt Blue	n/a	n/a	10	5000	n/a	6"	5.91"	2
6		Mini Bi Pin	<b>S1902</b>	F6T5/CW	Cool White	4200	62	10	5000	270	9"	8.91"	
			<b>S2909</b>	F6T5/D	Daylight	6500	76	10	5000	260	9"	8.91"	
			<b>S2905</b>	F6T5/BL	Black Light	n/a	n/a	10	5000	n/a	9"	8.91"	1
			<b>S2907</b>	F6T5/BLB	Blk Lt Blue	n/a	n/a	10	5000	n/a	9"	8.91"	2
8		Mini Bi Pin	<b>S1905</b>	F8T5/WW	Warm White	3000	52	10	5000	400	12"	11.91"	
			<b>S1904</b>	F8T5/CW	Cool White	4200	62	10	5000	390	12"	11.91"	
			<b>S2910</b>	F8T5/D	Daylight	6500	76	10	5000	350	12"	11.91"	
			<b>S2906</b>	F8T5/BL	Black Light	n/a	n/a	10	5000	n/a	12"	11.91"	1
			<b>S6406</b>	F8T5/BLB	Blk Lt Blue	n/a	n/a	10	5000	n/a	12"	11.91"	2
13		Mini Bi Pin	<b>S1907</b>	F13T5/WW	Warm White	3000	52	10	5000	880	21"	20.91"	
			<b>S1906</b>	F13T5/CW	Cool White	4200	62	10	5000	860	21"	20.91"	
			<b>S2911</b>	F13T5/D	Daylight	6500	76	10	5000	780	21"	20.91"	

fluorescent lamps

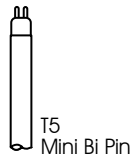


## T5 High Performance Lamps





Watts	Bulb	Base	Satco Product Number	Lamp Code	Color	CCT (K)	CRI	Carton	Avg. Rated Hours	Initial Lumens	Nominal Length	MOL	No tes
14		Mini Bipin	S8125	F14T5/830/ENV	Warm White	3000	85	40	20000	1350	24"	22.2"	
			S6425 ▲	FP14T5/830/ECO	Warm White	3000	82	40	20000	1275	24"	22.2"	
			S8126	F14T5/835/ENV	Neutral White	3500	85	40	20000	1350	24"	22.2"	
			S6426 ▲	FP14T5/835/ECO	Neutral White	3500	82	40	20000	1275	24"	22.2"	
			S8127	F14T5/841/ENV	Cool White	4100	85	40	20000	1350	24"	22.2"	
			S6427 ▲	FP14T5/841/ECO	Cool White	4100	82	40	20000	1275	24"	22.2"	
			S8110	F14T5/850/ENV	Daylight	5000	85	40	20000	1350	24"	22.2"	
			S8111	F14T5/865/ENV	Daylight	6500	85	40	20000	1350	24"	22.2"	
21		Mini Bipin	S8128	F21T5/830/ENV	Warm White	3000	85	40	20000	2100	36"	34"	
			S6428 ▲	FP21T5/830/ECO	Warm White	3000	82	40	20000	2000	36"	34"	
			S8129	F21T5/835/ENV	Neutral White	3500	85	40	20000	2100	36"	34"	
			S6429 ▲	FP21T5/835/ECO	Neutral White	3500	82	40	20000	2000	36"	34"	
			S8130	F21T5/841/ENV	Cool White	4100	85	40	20000	2100	36"	34"	
			S6430 ▲	FP21T5/841/ECO	Cool White	4100	82	40	20000	2000	36"	34"	
			S8112	F21T5/850/ENV	Daylight	5000	85	40	20000	2100	36"	34"	
			S8113	F21T5/865/ENV	Daylight	6500	85	40	20000	2100	36"	34"	
28		Mini Bipin	S8131	F28T5/830/ENV	Warm White	3000	85	40	20000	2900	48"	45.8"	
			S6431 ▲	FP28T5/830/ECO	Warm White	3000	82	40	20000	2750	48"	45.8"	
			S8132	F28T5/835/ENV	Neutral White	3500	85	40	20000	2900	48"	45.8"	
			S6432 ▲	FP28T5/835/ECO	Neutral White	3500	82	40	20000	2750	48"	45.8"	
			S8133	F28T5/841/ENV	Cool White	4100	85	40	20000	2900	48"	45.8"	
			S6433 ▲	FP28T5/841/ECO	Cool White	4100	82	40	20000	2750	48"	45.8"	
			S8114	F28T5/850/ENV	Daylight	5000	85	40	20000	2900	48"	45.8"	
			S8115	F28T5/865/ENV	Daylight	6500	85	40	20000	2900	48"	45.8"	
35		Mini Bipin	S8134	F35T5/830/ENV	Warm White	3000	85	40	20000	3650	60"	57.6"	
			S6434 ▲	FP35T5/830/ECO	Warm White	3000	82	40	20000	3425	60"	57.6"	
			S8135	F35T5/835/ENV	Neutral White	3500	85	40	20000	3650	60"	57.6"	
			S6435 ▲	FP35T5/835/ECO	Neutral White	3500	82	40	20000	3425	60"	57.6"	
			S8136	F35T5/841/ENV	Cool White	4100	85	40	20000	3650	60"	57.6"	
			S6436 ▲	FP35T5/841/ECO	Cool White	4100	82	40	20000	3425	60"	57.6"	
			S8116	F35T5/850/ENV	Daylight	5000	85	40	20000	3650	60"	57.6"	
			S8117	F35T5/865/ENV	Daylight	6500	85	40	20000	3650	60"	57.6"	

fluorescent lamps

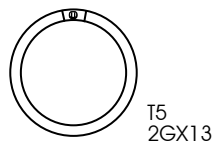
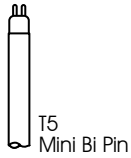
# Fluorescent Lamps



## T5 HO High Performance Lamps

Watts	Bulb	Base	Satco Product Number	Lamp Code	Color	CCT (K)	CRI	Carton	Avg. Rated Hours	Initial Lumens	Nominal Length	MOL	Notes
24		Mini Bipin	<b>S8137</b>	F24T5/830/HO/ENV	Warm White	3000	85	40	20000	2000	24"	22.2"	
			<b>S6437</b> ▲	FP24T5/830/HO/ECO	Warm White	3000	82	40	20000	1875	24"	22.2"	
			<b>S8138</b>	F24T5/835/HO/ENV	Neutral White	3500	85	40	20000	2000	24"	22.2"	
			<b>S6438</b> ▲	FP24T5/835/HO/ECO	Neutral White	3500	82	40	20000	1875	24"	22.2"	
			<b>S8139</b>	F24T5/841/HO/ECO	Cool White	4100	85	40	20000	2000	24"	22.2"	
			<b>S6439</b> ▲	FP24T5/841/HO/ECO	Cool White	4100	82	40	20000	1875	24"	22.2"	
			<b>S8118</b>	F24T5/850/HO/ENV	Daylight	5000	85	40	20000	2000	24"	22.2"	
			<b>S8119</b>	F24T5/865/HO/ENV	Daylight	6500	82	40	20000	2000	24"	22.2"	
39		Mini Bipin	<b>S8140</b>	F39T5/830/HO/ENV	Warm White	3000	85	40	20000	3500	36"	34"	
			<b>S6440</b> ▲	FP39T5/830/HO/ECO	Warm White	3000	82	40	20000	3300	36"	34"	
			<b>S8141</b>	F39T5/835/HO/ENV	Neutral White	3500	85	40	20000	3500	36"	34"	
			<b>S6441</b> ▲	FP39T5/835/HO/ECO	Neutral White	3500	82	40	20000	3500	36"	34"	
			<b>S8142</b>	F39T5/841/HO/ENV	Cool White	4100	85	40	20000	3500	36"	34"	
			<b>S6442</b> ▲	FP39T5/841/HO/ECO	Cool White	4100	82	40	20000	3300	36"	34"	
			<b>S8120</b>	F39T5/850/HO/ENV	Daylight	5000	85	40	20000	3500	36"	34"	
			<b>S8121</b>	F39T5/865/HO/ENV	Daylight	6500	82	40	20000	3500	36"	34"	
54		Mini Bipin	<b>S8143</b>	F54T5/830/HO/ENV	Warm White	3000	85	40	20000	5000	48"	45.8"	
			<b>S6443</b> ▲	FP54T5/830/HO/ECO	Warm White	3000	82	40	20000	4725	48"	45.8"	
			<b>S8144</b>	F54T5/835/HO/EN	Neutral White	3500	85	40	20000	5000	48"	45.8"	
			<b>S6444</b> ▲	FP54T5/835/HO/ECO	Neutral White	3500	82	40	20000	4725	48"	45.8"	
			<b>S8145</b>	F54T5/841/HO/ENV	Cool White	4100	85	40	20000	5000	48"	45.8"	
			<b>S6445</b> ▲	F54T5/841/HO/ECO	Cool White	4100	82	40	20000	4725	48"	45.8"	
			<b>S8122</b>	F54T5/850/HO/ENV	Daylight	5000	85	40	20000	5000	48"	45.8"	
			<b>S8123</b>	F54T5/865/HO/ENV	Daylight	6500	82	40	20000	5000	48"	45.8"	
80		Mini Bipin	<b>S6446</b> ▲	FP80/830/HO/ECO	Warm White	3000	82	40	20000	6575	60"	57.6"	
			<b>S6447</b> ▲	FP80/835/HO/ECO	Neutral White	3500	82	40	20000	6575	60"	57.6"	
			<b>S6448</b> ▲	FP80/841/HO/ECO	Cool White	4100	82	40	20000	6575	60"	57.6"	

fluorescent lamps



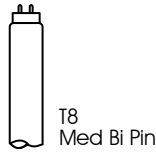

## T5 Circline High Performance Lamps

Watts	Bulb	Base	Satco Product Number	Lamp Code	Color	CCT (K)	CRI	Carton	Avg. Rated Hours	Initial Lumens	Nominal Diameter	Notes
22	T5	2GX13	<b>S8155</b>	FC22T5/830	Warm White	3000	82	12	12000	1900	8"	
			<b>S2955</b> ▲	FPC22/830	Warm White	3000	82	12	12000	1800	8"	
			<b>S8156</b>	FC22T5/835	Neutral White	3500	82	12	12000	1900	8"	
			<b>S2956</b> ▲	FPC22/835	Neutral White	3500	82	12	12000	1800	8"	
			<b>S8157</b>	FC22T5/841	Cool White	4100	82	12	12000	1900	8"	
			<b>S2957</b> ▲	FPC22/841	Cool White	4100	82	12	12000	1800	8"	
40	T5	2GX13	<b>S8158</b>	FC40T5/830	Warm White	3000	82	12	12000	3350	12"	
			<b>S2958</b> ▲	FPC40/830	Warm White	3000	82	12	12000	3200	12"	
			<b>S8159</b>	FC40T5/835	Neutral White	3500	82	12	12000	3350	12"	
			<b>S2959</b> ▲	FPC40/835	Neutral White	3500	82	12	12000	3200	12"	
			<b>S8160</b>	FC40T5/841	Cool White	4100	82	12	12000	3350	12"	
			<b>S2960</b> ▲	FPC40/841	Cool White	4100	82	12	12000	3200	12"	
55	T5	2GX13	<b>S8161</b>	FC55T5/830/HO	Warm White	3000	82	12	12000	4000	16"	
			<b>S2961</b> ▲	FPC55/830/HO	Warm White	3000	82	12	12000	4000	16"	
			<b>S8162</b>	FC55T5/835/HO	Neutral White	3500	82	12	12000	4000	16"	
			<b>S2962</b> ▲	FPC55/835/HO	Neutral White	3500	82	12	12000	4000	16"	
			<b>S8163</b>	FC55T5/841/HO	Cool White	4100	82	12	12000	4000	16"	
			<b>S2963</b> ▲	FPC55/841/HO	Cool White	4100	82	12	12000	4000	16"	

## T6 & T8 Instant Start Slimline Lamps

Watts	Bulb	Base	Satco Product Number	Lamp Code	Color	CCT (K)	CRI	Carton	Avg. Rated Hours	Initial Lumens	Nominal Length	MOL	Notes
25	T6	Single Pin	<b>S6470</b> ▲	F42T6/WW	Warm White	3000	52	24	7500	1825	42"	40"	
			<b>S2929</b> ▲	F42T6/D35	Neutral White	3500	70	24	7500	1830	42"	40"	
			<b>S6471</b> ▲	F42T6/CW	Cool White	4200	62	24	7500	1750	42"	40"	
			<b>S6591</b> ▲	F42T6/CW/TF	Cool White	4200	62	24	7500	1750	42"	40"	9
38	T6	Single Pin	<b>S6473</b> ▲	F64T6/WW	Warm White	3000	52	24	7500	2900	64"	62"	
			<b>S6474</b> ▲	F64T6/D35	Neutral White	3500	70	24	7500	2930	64"	62"	
			<b>S6475</b> ▲	F64T6/CW	Cool White	4200	62	24	7500	2800	64"	62"	
			<b>S6592</b> ▲	F64T6/CW/TF	Cool White	4200	62	24	7500	2800	64"	62"	9

# Fluorescent Lamps



## T6 & T8 Instant Start Slimline Lamps (Cont.)

Watts	Bulb	Base	Satco Product Number	Lamp Code	Color	CCT (K)	CRI	Carton	Avg. Rated Hours	Initial Lumens	Nominal Length	MOL	Notes
38	T8	Single Pin	S6477 ▲	F72T8/WW	Warm White	3000	52	24	7500	3100	72"	70"	
			S6478 ▲	F72T8/CW	Cool White	4200	62	24	7500	3050	72"	70"	
			S6476 ▲	F72T8/D	Daylight	6500	76	24	7500	2288	72"	70"	
51	T8	Single Pin	S2930 ▲	F96T8/CW	Cool White	4200	62	24	7500	4000	96"	94"	
			S2931 ▲	F96T8/D	Daylight	6500	76	24	7500	3550	96"	94"	


## T8 Preheat Lamps (Magnetic Ballast)

Watts	Bulb	Base	Satco Product Number	Lamp Code	Color	CCT (K)	CRI	Carton	Avg. Rated Hours	Initial Lumens	Nominal Length	MOL	Notes
15	T8	Med Bi Pin	S6512 ▲	F15T8/WW	Warm White	3000	52	24	7500	845	18"	17.78"	
			S6510 ▲	F15T8/CW	Cool White	4100	62	24	7500	850	18"	17.78"	
			S6665 ■	F15T8/SUN	Full Spec	6250	94.5	6	12000	600	18"	17.78"	
			S6511 ▲	F15T8/D	Daylight	6500	76	24	7500	750	18"	17.78"	
			S4574 ■	F15T8/BL	Black Light	n/a	n/a	25	7500	n/a	18"	17.78"	1
			S6407 ■	F15T8/BLB	Blk Lt Blue	n/a	n/a	20	7500	n/a	18"	17.78"	2
18	T8	Med Bi Pin	S6513 ▲	F18T8/CW/K24	Cool White	4100	62	24	7500	1035	24"	23.78"	3
			S6514 ▲	F18T8/CW/K26	Cool White	4100	62	24	7500	1079	26"	25.78"	3
			S6515 ▲	F18T8/CW/K28	Cool White	4100	62	24	7500	1131	28"	27.78"	3
			S6516 ▲	F18T8/CW/K30	Cool White	4100	62	24	7500	1200	30"	29.78"	3
30	T8	Med Bi Pin	S6519 ▲	F30T8/WW	Warm White	3000	52	24	7500	2150	36"	35.78"	
			S6517 ▲	F30T8/CW	Cool White	4100	62	24	7500	1380	36"	35.78"	
			S6518 ▲	F30T8/D	Daylight	6500	76	24	7500	2180	36"	35.78"	

## T8 Instant / Rapid Start High Lumen Lamps (Electronic Ballast) 48"

Watts	Bulb	Base	Satco Product Number	Lamp Code	Color	CCT (K)	CRI	Carton	Avg. Rated Hours	Initial Lumens	Nominal Length	MOL	Notes
32	T8	Med. Bi Pin	S8426	F32T8/830/HL/ENV	Warm White	3000	85	30	24000	3300	48"	47.78"	4
			S8427	F32T8/835/HL/ENV	Neutral White	3500	85	30	24000	3300	48"	47.78"	4
			S8428	F32T8/841/HL/ENV	Cool White	4100	85	30	24000	3300	48"	47.78"	4
			S8429	F32T8/850/HL/ENV	Daylight	5000	85	30	24000	3200	48"	47.78"	4
			S8430	F32T8/865/HL/ENV	Daylight	6500	85	30	24000	3100	48"	47.78"	4

Don't see the lamp you need? Call Customer Service 1-800-43-SATCO



T8  
Med Bi Pin



## T8 Instant / Rapid Start Energy Saving Lamps (Electronic Ballast) 48"

Watts	Bulb	Base	Satco Product Number	Lamp Code	Color	CCT (K)	CRI	Carton	Avg. Rated Hours	Initial Lumens	Nominal Length	MOL	Notes
25		Med. Bi Pin	<b>S8438</b>	F32/25WT8/830/ES/ENV	Warm White	3000	85	30	24000	2400	48"	47.78"	4
			<b>S8439</b>	F32/25WT8/835/ES/ENV	Neutral White	3500	85	30	24000	2400	48"	47.78"	4
			<b>S8440</b>	F32/25WT8/841/ES/ENV	Cool White	4100	85	30	24000	2400	48"	47.78"	4
			<b>S8441</b>	F32/25WT8/850/ES/ENV	Daylight	5000	85	30	24000	2375	48"	47.78"	4
			<b>S8442</b>	F32/25WT8/865/ES/ENV	Daylight	6500	85	30	24000	2300	48"	47.78"	4
28		Med. Bi Pin	<b>S8422</b>	F28T8/830/ES/ENV	Warm White	3000	85	30	24000	2725	48"	47.78"	4
			<b>S8423</b>	F28T8/835/ES/ENV	Neutral White	3500	85	30	24000	2725	48"	47.78"	4
			<b>S8424</b>	F28T8/841/ES/ENV	Cool White	4100	85	30	24000	2725	48"	47.78"	4
			<b>S8425</b>	F28T8/850/ES/ENV	Daylight	5000	85	30	24000	2700	48"	47.78"	4
			<b>S8437</b>	F28T8/865/ES/ENV	Daylight	6500	85	30	24000	2650	48"	47.78"	4

## T8 Instant / Rapid Start Energy Saving Lamps (Electronic Ballast) 24"

Watts	Bulb	Base	Satco Product Number	Lamp Code	Color	CCT (K)	CRI	Carton	Avg. Rated Hours	Initial Lumens	Nominal Length	MOL	Notes
17		Med. Bi Pin	<b>S8401</b>	F17T8/730/ENV	Warm White	3000	75	30	20000	1350	24"	23.78"	4
			<b>S6520</b> ▲	F17T8/730/ECO	Warm White	3000	75	30	20000	1300	24"	23.78"	4
			<b>S8404</b>	F17T8/830/ENV	Warm White	3000	85	30	20000	1450	24"	23.78"	4
			<b>S6523</b> ▲	F17T8/830/ECO	Warm White	3000	82	30	20000	1400	24"	23.78"	4
			<b>S8402</b>	F17T8/735/ENV	Neutral White	3500	75	30	20000	1350	24"	23.78"	4
			<b>S6521</b> ▲	F17T8/735/ECO	Neutral White	3500	75	30	20000	1300	24"	23.78"	4
			<b>S8405</b>	F17T8/835/ENV	Neutral White	3500	85	30	20000	1450	24"	23.78"	4
			<b>S6524</b> ▲	F17T8/835/ECO	Neutral White	3500	82	30	20000	1400	24"	23.78"	4
			<b>S8403</b>	F17T8/741/ENV	Cool White	4100	75	30	20000	1350	24"	23.78"	4
			<b>S6522</b> ▲	F17T8/741/ECO	Cool White	4100	75	30	20000	1300	24"	23.78"	4
			<b>S6583</b> ▲	F17T8/741/TF/ECO	Cool White	4100	75	30	20000	1300	24"	23.78"	4,9
			<b>S8406</b>	F17T8/841/ENV	Cool White	4100	85	30	20000	1450	24"	23.78"	4
			<b>S6525</b> ▲	F17T8/841/ECO	Cool White	4100	82	30	20000	1400	24"	23.78"	4
			<b>S8432</b>	F17T8/850/ENV	Daylight	5000	85	30	20000	1400	24"	23.78"	4
			<b>S8433</b>	F17T8/865/ENV	Daylight	6500	85	30	20000	1300	24"	23.78"	4
<b>S2913</b> ■	F17T8/TL	Full Spec	6250	94.5	30	14,000	750	24"	23.78"	4			

**SHATTER PROOF**

fluorescent lamps


# Fluorescent Lamps



T8  
Med Bi Pin

## T8 Instant / Rapid Start Lamps (Electronic Ballast) 36"

Watts	Bulb	Base	Satco Product Number	Lamp Code	Color	CCT (K)	CRI	Carton	Avg. Rated Hours	Initial Lumens	Nominal Length	MOL	Notes
25	T8	Med. Bi Pin	<b>S8407</b>	F25T8/730/ENV	Warm White	3000	75	30	20000	2150	36"	35.78"	4
			<b>S6526</b> ▲	F25T8/730/ECO	Warm White	3000	75	30	20000	2025	36"	35.78"	4
			<b>S8410</b>	F25T8/830/ENV	Warm White	3000	85	30	20000	2300	36"	35.78"	4
			<b>S6529</b> ▲	F25T8/830/ECO	Warm White	3000	82	30	20000	2150	36"	35.78"	4
			<b>S8408</b>	F25T8/735/ENV	Neutral White	3500	75	30	20000	2150	36"	35.78"	4
			<b>S6527</b> ▲	F25T8/735/ECO	Neutral White	3500	75	30	20000	2025	36"	35.78"	4
			<b>S8411</b>	F25T8/835/ENV	Neutral White	3500	85	30	20000	2300	36"	35.78"	4
			<b>S6530</b> ▲	F25T8/835/ECO	Neutral White	3500	82	30	20000	2150	36"	35.78"	4
			<b>S8409</b>	F25T8/741/ENV	Cool White	4100	75	30	20000	2150	36"	35.78"	4
			<b>S6528</b> ▲	F25T8/741/ECO	Cool White	4100	75	30	20000	2025	36"	35.78"	4
			<b>S6584</b> ▲	F25T8/741/TF/ECO	Cool White	4100	75	30	20000	2025	36"	35.78"	4,9
			<b>S8412</b>	F25T8/841/ENV	Cool White	4100	85	30	20000	2300	36"	35.78"	4
			<b>S6531</b> ▲	F25T8/841/ECO	Cool White	4100	82	30	20000	2150	36"	35.78"	4
			<b>S8434</b>	F25T8/850/ENV	Daylight	5000	82	30	20000	2200	36"	35.78"	4
			<b>S8435</b>	F25T8/865/ENV	Daylight	6500	82	30	20000	2150	36"	35.78"	4
			<b>S2914</b> ■	F25T8/SUN	Full Spec	6250	94.5	6	14000	1200	36"	35.78"	4



**SHATTER PROOF**

## T8 Instant / Rapid Start Lamps (Electronic Ballast) 48"

Watts	Bulb	Base	Satco Product Number	Lamp Code	Color	CCT (K)	CRI	Carton	Avg. Rated Hours	Initial Lumens	Nominal Length	MOL	Notes
32	T8	Med Bi Pin	<b>S8413</b>	F32T8/730/ENV	Warm White	3000	75	30	20000	2900	48"	47.78"	4
			<b>S6532</b> ▲	F32T8/730/ECO	Warm White	3000	75	30	20000	2800	48"	47.78"	4
			<b>S8418</b>	F32T8/830/ENV	Warm White	3000	82	30	20000	2950	48"	47.78"	4
			<b>S6535</b> ▲	F32T8/830/ECO	Warm White	3000	82	30	20000	2950	48"	47.78"	4
			<b>S2915</b> ▲	F32T8/830/XP/ECO	Warm White	3000	85	30	24000	3000	48"	47.78"	4
			<b>S8414</b>	F32T8/735/ENV	Neutral White	3500	75	30	20000	2900	48"	47.78"	4
			<b>S6533</b> ▲	F32T8/735/ECO	Neutral White	3500	75	30	20000	2800	48"	47.78"	4
			<b>S8419</b>	F32T8/835/ENV	Neutral White	3500	82	30	20000	2950	48"	47.78"	4
			<b>S6536</b> ▲	F32T8/835/ECO	Neutral White	3500	82	30	20000	2950	48"	47.78"	4
			<b>S2916</b> ▲	F32T8/835/XP/ECO	Neutral White	3500	85	30	24000	3000	48"	47.78"	4
			<b>S8415</b>	F32T8/741/ENV	Cool White	4100	75	30	20000	2850	48"	47.78"	4
			<b>S6534</b> ▲	F32T8/741/ECO	Cool White	4100	75	30	20000	2800	48"	47.78"	4
			<b>S6585</b> ▲	F32T8/741/TF/ECO	Cool White	4100	75	30	20000	2750	48"	47.78"	4,9

**SHATTER PROOF**





T8  
Med Bi Pin



T8  
Single Pin

## T8 Instant / Rapid Start Lamps (Electronic Ballast) 48"

Watts	Bulb	Base	Satco Product Number	Lamp Code	Color	CCT (K)	CRI	Carton	Avg. Rated Hours	Initial Lumens	Nominal Length	MOL	Notes
32	T8	Med Bi Pin	<b>S8420</b>	F32T8/841/ENV	Cool White	4100	82	30	20000	2950	48"	47.78"	4
			<b>S6537</b> ▲	F32T8/841/ECO	Cool White	4100	82	30	20000	2950	48"	47.78"	4
			<b>S2917</b> ▲	F32T8/841/XP/ECO	Cool White	4100	85	30	24000	3000	48"	47.78"	4
			<b>S8416</b>	F32T8/750/ENV	Daylight	5000	75	30	20000	2800	48"	47.78"	4
			<b>S2918</b> ▲	F32T8/750/ECO	Daylight	5000	75	30	20000	2650	48"	47.78"	4
			<b>S8421</b>	F32T8/850/ENV	Daylight	5000	80	30	20000	2800	48"	47.78"	4
			<b>S2919</b> ▲	F32T8/850/ECO	Daylight	5000	80	30	20000	2800	48"	47.78"	4
			<b>S2920</b> ▲	F32T8/850/XP/ECO	Daylight	5000	85	30	24000	2950	48"	47.78"	4
			<b>S2922</b> ■	F32T8/SUN	Daylight	6000	85	12	20000	3000	48"	47.78"	4
			<b>S8417</b>	F32T8/765/ENV	Daylight	6500	75	30	20000	2750	48"	47.78"	4
			<b>S2921</b> ▲	F32T8/765/ECO	Daylight	6500	75	30	20000	2700	48"	47.78"	4
<b>S8436</b>	F32T8/865/ENV	Daylight	6500	85	30	20000	2900	48"	47.78"	4			

## T8 Instant / Rapid Start Lamps (Electronic Ballast) 60" & 96"


Watts	Bulb	Base	Satco Product Number	Lamp Code	Color	CCT (K)	CRI	Carton	Avg. Rated Hours	Initial Lumens	Nominal Length	MOL	Notes
40	T8	Med Bi Pin	<b>S6544</b> ▲	F40T8/730/ECO	Warm White	3000	75	30	20000	3550	60"	59.61"	4
			<b>S6547</b> ▲	F40T8/830/ECO	Warm White	3000	82	30	20000	3650	60"	59.61"	4
			<b>S6545</b> ▲	F40T8/735/ECO	Neutral White	3500	75	30	20000	3550	60"	59.61"	4
			<b>S6548</b> ▲	F40T8/835/ECO	Neutral White	3500	82	30	20000	3650	60"	59.61"	4
			<b>S6546</b> ▲	F40T8/741/ECO	Cool White	4100	75	30	20000	3550	60"	59.61"	4
			<b>S6549</b> ▲	F40T8/841/ECO	Cool White	4100	82	30	20000	3650	60"	59.61"	4

59	T8	Single Pin	<b>S6538</b> ▲	F96T8/730/ECO	Warm White	3000	75	24	20000	5700	96"	94"	
			<b>S6541</b> ▲	F96T8/830/ECO	Warm White	3000	82	24	20000	5900	96"	94"	
			<b>S6539</b> ▲	F96T8/735/ECO	Neutral White	3500	75	24	20000	5700	96"	94"	
			<b>S6542</b> ▲	F96T8/835/ECO	Neutral White	3500	82	24	20000	5900	96"	94"	
			<b>S6540</b> ▲	F96T8/741/ECO	Cool White	4100	75	24	20000	5700	96"	94"	
			<b>S6543</b> ▲	F96T8/841/ECO	Cool White	4100	82	24	20000	5900	96"	94"	
			<b>S6577</b> ▲	F96T8/850/ECO	Day Light	5000	80	24	20000	5900	96"	94"	

# Fluorescent Lamps




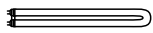
T8 U-Bend  
1 5/8" Leg  
Med Bi Pin



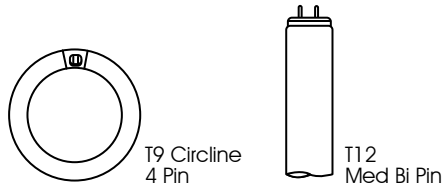
T8 U-Bend  
6" Leg  
Med Bi Pin

## T8 U-Bend Instant / Rapid Start Lamps (Electronic Ballast)

Watts	Bulb	Base	Satco Product Number	Lamp Code	Color	CCT (K)	CRI	Carton	Avg. Rated Hours	Initial Lumens	Nominal Length	Leg Spacing	Notes
<b>31</b>	T8	Med Bi Pin	<b>S8450</b>	FB31T8/830	Warm White	3000	82	15	20000	2750	22.5"	1 5/8"	4
			<b>S8451</b>	FB31T8/835	Neutral White	3500	82	15	20000	2750	22.5"	1 5/8"	4
			<b>S8452</b>	FB31T8/841	Cool White	4100	82	15	20000	2750	22.5"	1 5/8"	4
			<b>S8459</b>	FB31T8/850	Daylight	5000	75	15	20000	2700	22.5"	1 5/8"	4
<b>32</b>	T8	Med Bi Pin	<b>S8453</b>	FB32T8/730/U6/ENV	Warm White	3000	75	16	20000	2750	22.5"	6"	4
			<b>S6553</b> ▲	FBO32/730/6/ECO	Warm White	3000	75	16	20000	2750	22.5"	6"	4
			<b>S8456</b>	FB32T8/830/U6/ENV	Warm White	3000	82	16	20000	3000	22.5"	6"	4
			<b>S6556</b> ▲	FBO32/830/6/ECO	Warm White	3000	82	16	20000	2850	22.5"	6"	4
			<b>S8454</b>	FB32T8/735/U6/ENV	Neutral White	3500	75	16	20000	2750	22.5"	6"	4
			<b>S8457</b>	FB32T8/835/U6/ENV	Neutral White	3500	82	16	20000	3000	22.5"	6"	4
			<b>S6554</b> ▲	FBO32/735/6/ECO	Neutral White	3500	75	16	20000	2750	22.5"	6"	4
			<b>S6557</b> ▲	FB32T8/835/U6/ENV	Neutral White	3500	82	16	20000	2850	22.5"	6"	4
			<b>S8455</b>	FB32T8/741/U6/ENV	Cool White	4100	75	16	20000	2750	22.5"	6"	4
			<b>S6555</b> ▲	FBO32/741/6/ECO	Cool White	4100	75	16	20000	2750	22.5"	6"	4
			<b>S6594</b> ▲	FBO32/741/6/TF/ECO	Cool White	4100	75	16	20000	2750	22.5"	6"	4,9
			<b>S6594</b> ▲	FBO32/741/6/TF/ECO	Cool White	4100	75	16	20000	2750	22.5"	6"	4,9
			<b>S6594</b> ▲	FBO32/741/6/TF/ECO	Cool White	4100	75	16	20000	2750	22.5"	6"	4,9
			<b>S8458</b>	FB32T8/841/U6/ENV	Cool White	4100	82	16	20000	3000	22.5"	6"	4
			<b>S8460</b>	FB32T8/765/ENV	Daylight	6500	75	16	20000	2650	22.5"	6"	4
			<b>S8462</b>	FB32T8/850/ENV	Daylight	5000	82	16	20000	2940	22.5"	6"	4
<b>S8463</b>	FB32T8/865/ENV	Daylight	6500	82	16	20000	2880	22.5"	6"	4			



**SHATTER PROOF**



## T9 Circline Lamps

Watts	Bulb	Base	Satco Product Number	Lamp Code	Color	CCT (K)	CRI	Carton	Avg. Rated Hours	Initial Lumens	Nominal Diameter	Notes
20	T9	4 Pin	\$2950 ▲	FC6T9/MW/RS	Warm White	3000	52	12	8000	800	6.5"	
			\$6509	FC6T9/CW/RS	Cool White	4100	62	12	8000	750	6.5"	
22	T9	4 Pin	\$6502	FC8T9/MW/RS	Warm White	3000	52	12	11000	1050	8"	
			\$6500	FC8T9/CW/RS	Cool White	4100	62	12	11000	1200	8"	
			\$6501	FC8T9/D/RS	Daylight	6500	76	12	11000	900	8"	
32	T9	4 Pin	\$6505	FC12T9/MW/RS	Warm White	3000	52	12	15000	1950	12"	
			\$6503	FC12T9/CW/RS	Cool White	4100	62	12	15000	1925	12"	
			\$6504	FC12T9/D/RS	Daylight	6500	76	12	15000	1650	12"	
40	T9	4 Pin	\$2954	FC16T9/MW/RS	Warm White	3000	52	12	18000	2800	16"	
			\$6506	FC16T9/CW/RS	Cool White	4100	62	12	18000	2750	16"	
			\$2953	FC16T9/D/RS	Daylight	6500	76	12	18000	2350	16"	

## T12 Preheat Lamps

Watts	Bulb	Base	Satco Product Number	Lamp Code	Color	CCT (K)	CRI	Carton	Avg. Rated Hours	Initial Lumens	Nominal Length	MOL	Notes
14	T12	Med Bi Pin	\$6561 ▲	F14T12/MW	Warm White	3000	52	30	7500	660	15"	14.78"	
			\$6559 ▲	F14T12/CW	Cool White	4100	62	30	7500	650	15"	14.78"	
			\$6560 ▲	F14T12/D	Daylight	6500	76	30	7500	590	15"	14.78"	
15	T12	Med Bi Pin	\$6564 ▲	F15T12/MW	Warm White	3000	52	30	7500	770	18"	17.78"	
			\$6562 ▲	F15T12/CW	Cool White	4100	62	30	7500	750	18"	17.78"	
			\$6563 ▲	F15T12/D	Daylight	6500	76	30	7500	660	18"	17.78"	
20	T12	Med Bi Pin	\$6567 ▲	F20T12/MW	Warm White	3000	52	30	9000	1250	24"	23.78"	
			\$6565 ▲	F20T12/CW	Cool White	4100	62	30	9000	1220	24"	23.78"	
			\$6579 ▲	F20T12/CW/TF	Cool White	4100	62	30	9000	1220	24"	23.78"	9
			\$6666 ■	F20T12SUN	Full Spec	6250	94.5	6	14,000	800	24"	23.78"	
			\$6566 ▲	F20T12/D	Daylight	6500	76	30	9000	1075	24"	23.78"	
			\$2925 ▲	F20T12/BL	Black Light	n/a	n/a	30	9000	n/a	24"	23.78"	1
			\$6408 ■	F20T12/BLB	Blk Lt Blue	n/a	n/a	30	9000	n/a	24"	23.78"	2
25	T12	Med Bi Pin	\$6568 ▲	F25T12/CW/28"	Cool White	4100	62	30	7500	1670	28"	27.78"	
			\$6569 ▲	F25T12/CW/30"	Cool White	4100	62	30	7500	1730	30"	29.78"	
			\$6570 ▲	F25T12/CW/33"	Cool White	4100	62	30	7500	1750	33"	32.78"	

fluorescent lamps

# Fluorescent Lamps



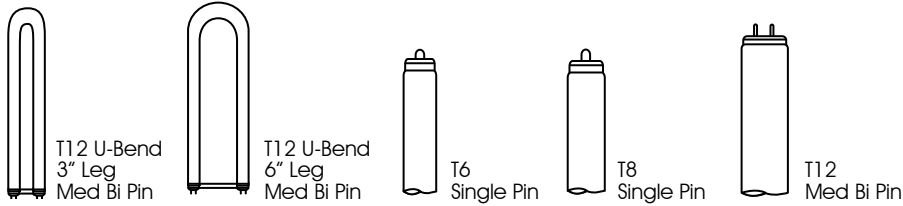
T12  
Med Bi Pin

## T12 Rapid Start Lamps 36"

Watts	Bulb	Base	Satco Product Number	Lamp Code	Color	CCT (K)	CRI	Carton	Avg. Rated Hours	Initial Lumens	Nominal Length	MOL	Notes
30		Med. Bi Pin	S6573 ▲	F30T12/WW/RS	Warm White	3000	52	30	18500	2275	36"	35.78"	
			S6574 ▲	F30T12/D830/RS	Warm White	3000	80	30	18000	2290	36"	35.78"	
			S6575 ▲	F30T12/D35/RS	Neutral White	3500	70	30	18000	2250	36"	35.78"	
			S6576 ▲	F30T12/D41/RS	Cool White	4100	70	30	18000	2250	36"	35.78"	
			S6571 ▲	F30T12/CW/RS	Cool White	4200	62	30	18000	2200	36"	35.78"	
			<b>SHATTER PROOF</b> S6580 ▲	F30T12/CW/RS/TF	Cool White	4200	62	30	18000	2200	36"	35.78"	9
			S6667 ■	F30T12SUN/RS	Full Spec	6250	94.5	30	22000	1650	36"	35.78"	
			S6572 ▲	F30T12/D/RS	Daylight	6500	76	30	18000	1900	36"	35.78"	

## T12 Rapid Start Lamps 48"

Watts	Bulb	Base	Satco Product Number	Lamp Code	Color	CCT (K)	CRI	Carton	Avg. Rated Hours	Initial Lumens	Nominal Length	MOL	Notes
34		Med Bi Pin	S6601 ▲	F34WW/SS/ECO	Warm White	3000	52	30	20000	2700	48"	47.78"	6
			S6602 ▲	F34/D30/SS/ECO	Warm White	3000	70	30	20000	2800	48"	47.78"	6
			S6605 ▲	F34/D830/SS/ECO	Warm White	3000	82	30	20000	2900	48"	47.78"	6
			S6603 ▲	F34/D35/SS/ECO	Neutral White	3500	70	30	20000	2800	48"	47.78"	6
			S6606 ▲	F34/D835/SS/ECO	Neutral White	3500	82	30	20000	2900	48"	47.78"	6
			S6604 ▲	F34/D41/SS/ECO	Cool White	4100	70	30	20000	2800	48"	47.78"	6
			S6607 ▲	F34/D841/SS/ECO	Cool White	4100	82	30	20000	2900	48"	47.78"	6
			S6600 ▲	F34CW/SS/ECO	Cool White	4200	62	30	20000	2700	48"	47.78"	6
			<b>SHATTER PROOF</b> S6581 ▲	F34CW/SS/TF/ECO	Cool White	4200	62	30	20000	2700	48"	47.78"	6,9



## T12 Rapid Start Lamps 48"

Watts	Bulb	Base	Satco Product Number	Lamp Code	Color	CCT (K)	CRI	Carton	Avg. Rated Hours	Initial Lumens	Nominal Length	MOL	Notes
40		Med Bi Pin	<b>S6611</b> ▲	F40/D30/ECO	Warm White	3000	70	30	20000	3200	48"	47.78"	
			<b>S6614</b> ▲	F40/D830/ECO	Warm White	3000	82	30	20000	3200	48"	47.78"	
			<b>S6612</b> ▲	F40/D35/ECO	Neutral White	3500	70	30	20000	3200	48"	47.78"	
			<b>S6615</b> ▲	F40/D835/ECO	Neutral White	3500	82	30	20000	3200	48"	47.78"	
			<b>S6609</b> ▲	F40N	Neutral White	3600	86	30	20000	2100	48"	47.78"	
			<b>S2927</b> ▲	F40/CWX	Cool White Deluxe	4100	87	30	20000	2150	48"	47.78"	
			<b>S6613</b> ▲	F40/D41/ECO	Cool White	4100	70	30	20000	3200	48"	47.78"	
			<b>S6616</b> ▲	F40/D841/ECO	Cool White	4100	82	30	20000	3200	48"	47.78"	
			<b>S6610</b> ▲	F40DSGN50	Daylight	5000	90	30	20000	2200	48"	47.78"	
			<b>S6668</b> ■	F40T12/SUN	Full Spect	6250	94.5	30	26000	2100	48"	47.78"	
			<b>S6608</b> ▲	F40DX	Daylight Deluxe	6500	88	30	20000	2180	48"	47.78"	
			<b>S2928</b> ▲	F40/D865	Daylight	6500	80	30	20000	3000	48"	47.78"	
			<b>S2926</b> ▲	F40/350BL	Black Light	n/a	n/a	30	20000		48"	47.78"	1
			<b>S6409</b> ▲	F40/BLB/RP	Blk Lt Blue	n/a	n/a	6	20000		48"	47.78"	2

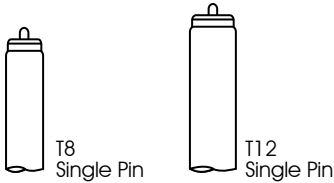
## T12 Rapid Start Lamps U-Bends

Watts	Bulb	Base	Satco Product Number	Lamp Code	Color	CCT (K)	CRI	Carton	Avg. Rated Hours	Initial Lumens	Nominal Length	Leg Space	Notes
34		Med. Bi Pin	<b>S6690</b> ▲	FB34/WW/3/EW	Warm White	3000	52	12	18000	2150	22.5"	3"	6
			<b>S6682</b> ▲	FB34/CW/3/EW	Cool White	4200	62	12	18000	2050	22.5"	3"	6
		T12 Med. Bi Pin	<b>S6681</b> ▲	FB34/WW/6/SS/ECO	Warm White	3000	52	12	18000	2650	22.5"	6"	6
			<b>S6683</b> ▲	FB34/D30/6/SS	Warm White	3000	70	12	20000	2730	22.5"	6"	6
			<b>S6684</b> ▲	FB34/D35/6/SS	Neutral White	3500	70	12	20000	2730	22.5"	6"	6
			<b>S6680</b> ▲	FB34/CW/6/SS/ECO	Cool White	4200	62	12	18000	2600	22.5"	6"	6
			<b>S6593</b> ▲	FB34/CW/6/SS/TF	Cool White	4200	62	12	18000	2600	22.5"	6"	6,9
40		Med Bi Pin	<b>S6687</b> ▲	FB40/D30/6	Warm White	3000	70	12	20000	3200	22.5"	6"	
			<b>S6688</b> ▲	FB40/D35/6	Neutral White	3500	70	12	20000	3200	22.5"	6"	
			<b>S6689</b> ▲	FB40/D41/6	Cool White	4100	70	12	20000	3200	22.5"	6"	
			<b>S6686</b> ▲	FB40/DX/6	Daylight Deluxe	6500	88	12	18000	2300	22.5"	6"	


**SHATTER PROOF**

fluorescent lamps

# Fluorescent Lamps




## T12 Instant Start Slimline Lamps 24" through 84"



Watts	Bulb	Base	Satco Product Number	Lamp Code	Color	CCT (K)	CRI	Carton	Avg. Rated Hours	Initial Lumens	Nominal Length	MOL	Notes
24	T12	Single Pin	<b>S6469</b> ▲	F24T12/CW	Cool White	4200	62	30	7500	1150	24"	22"	
30	T12	Single Pin	<b>S6472</b> ▲	F36T12/CW	Cool White	4200	62	30	7500	1970	36"	34"	
39	T12	Single Pin	<b>S6660</b> ▲	F48T12/CW	Cool White	4200	62	30	9000	2875	48"	46"	
			<b>S6586</b> ▲	F48T12/CW/TF	Cool White	4200	62	30	9000	2875	48"	46"	9
			<b>S6481</b> ▲	F48T12/D	Daylight	6500	76	30	9000	2450	48"	46"	
50	T12	Single Pin	<b>S6661</b> ▲	F60T12/CW	Cool White	4200	62	30	12000	3700	60"	58"	
			<b>S6483</b> ▲	F60T12/D	Daylight	6500	76	30	12000	3000	60"	58"	
52	T12	Single Pin	<b>S6662</b> ▲	F64T12/CW	Cool White	4200	62	30	12000	3900	64"	62"	
			<b>S6485</b> ▲	F64T12/D	Daylight	6500	76	30	12000	3300	64"	62"	
55	T12	Single Pin	<b>S6631</b> ▲	F72T12/WW	Warm White	3000	52	15	12000	3900	72"	70"	
			<b>S6630</b> ▲	F72T12/CW	Cool White	4200	62	15	12000	4500	72"	70"	
			<b>S6632</b> ▲	F72T12/D	Daylight	6500	76	15	12000	4150	72"	70"	
70	T12	Single Pin	<b>S6663</b> ▲	F84T12/CW	Cool White	4200	62	15	12000	5300	84"	82"	

## T12 Instant Start Slimline Lamps 96"



Watts	Bulb	Base	Satco Product Number	Lamp Code	Color	CCT (K)	CRI	Carton	Avg. Rated Hours	Initial Lumens	Nominal Length	MOL	Notes
60	T12	Single Pin	<b>S6641</b> ▲	F96T12/WW/SS	Warm White	3000	52	15	12000	5500	96"	94"	
			<b>S6642</b> ▲	F96T12/D30/SS	Warm White	3000	70	15	12000	5600	96"	94"	
			<b>S6645</b> ▲	F96T12/D830/SS	Warm White	3000	70	15	12000	5800	96"	94"	
			<b>S6643</b> ▲	F96T12/D35/SS	Neutral White	3500	70	15	12000	5600	96"	94"	
			<b>S6644</b> ▲	F96T12/D41/SS	Cool White	4100	70	15	12000	5600	96"	94"	
			<b>S6647</b> ▲	F96T12/D841/SS	Cool White	4100	80	15	12000	5800	96"	94"	
			<b>S6640</b> ▲	F96T12/CW/SS/ECO	Cool White	4200	62	15	12000	5300	96"	94"	
			<b>S6582</b> ▲	F96T12/CW/SS/TF	Cool White	4200	62	15	12000	5300	96"	94"	9

**SHATTER PROOF**



T12  
Rec DC



## T12 Instant Start Slimline Lamps 96"


Watts	Bulb	Base	Satco Product Number	Lamp Code	Color	CCT (K)	CRI	Carton	Avg. Rated Hours	Initial Lumens	Nominal Length	MOL	Notes
75	T12	Single Pin	S6652 ▲	F96T12/D30	Warm White	3000	70	15	12000	6420	96"	94"	
			S6655 ▲	F96T12/D830	Warm White	3000	80	15	12000	6550	96"	94"	
			S6654 ▲	F96T12/D41	Cool White	4100	70	15	12000	6420	96"	94"	
			S6651 ▲	F96T12/DSGN50	Daylight	5000	90	15	12000	4400	96"	94"	
			S2932 ▲	F96T12/D865	Daylight	6500	80	15	12000	6000	96"	94"	
			S6650 ▲	F96T12/DX	Daylight Deluxe	6500	88	15	12000	4310	96"	94"	

## T12 HO High Output (800 mA) Rapid Start Lamps 18" - 64"

Watts	Bulb	Base	Satco Product Number	Lamp Code	Color	CCT (K)	CRI	Carton	Avg. Rated Hours	Initial Lumens	Nominal Length	MOL	Notes
25	T12	Rec DC	S2933 ■	F18T12/CW/HO	Cool White	4200	62	30	9000	1100	18"	15.91"	
			S2934 ▲	F18T12/DSGN50/HO	Daylight	5000	90	30	9000	850	18"	15.91"	
35	T12	Rec DC	S6449 ▲	F24T12/CW/HO	Cool White	4200	62	30	9000	1650	24"	21.91"	
			S2935 ▲	F24T12/DSGN50/HO	Daylight	5000	90	30	9000	1200	24"	21.91"	
			S6450 ▲	F24T12/D/HO	Daylight	6500	76	30	9000	1400	24"	21.91"	
42	T12	Rec DC	S6451 ▲	F30T12/CW/HO	Cool White	4200	62	30	9000	2250	30"	27.91"	
45	T12	Rec DC	S6452 ▲	F36T12/CW/HO	Cool White	4200	62	30	9000	2850	36"	33.91"	
			S2936 ▲	F36T12/DSG50/HO	Daylight	5000	90	30	9000	2100	36"	33.91"	
			S2937 ▲	F36T12/D/HO	Daylight	6500	76	30	9000	2500	36"	33.91"	
55	T12	Rec DC	S6453 ▲	F42T12/CW/HO	Cool White	4200	62	30	9000	3400	42"	39.91"	
			S2938 ▲	F42T12/DSGN50/HO	Daylight	5000	90	30	9000	2550	42"	39.91"	
			S6454 ▲	F42T12/D/HO	Daylight	6500	76	30	9000	3050	42"	39.91"	
70	T12	Rec DC	S6670 ▲	F48T12/CW/HO	Cool White	4200	62	30	12000	4050	48"	46"	
			<b>SHATTER PROOF</b> S6587 ▲	F48T12/CW/HO/TF	Cool White	4200	62	30	12000	4050	48"	46"	9
			S2939 ▲	F48T12/DSGN50/HO	Daylight	5000	90	30	12000	3050	48"	46"	
			S2940 ▲	F48T12/D/HO	Daylight	6500	76	30	12000	3600	48"	46"	


fluorescent lamps

# Fluorescent Lamps




T12  
Rec DC

## T12 HO High Output (800 mA) Rapid Start Lamps 18" - 64"



Watts	Bulb	Base	Satco Product Number	Lamp Code	Color	CCT (K)	CRI	Carton	Avg. Rated Hours	Initial Lumens	Nominal Length	MOL	Notes
75	T12	Rec DC	S6671 ▲	F60T12/CW/HO	Cool White	4200	62	30	12000	5200	60"	57.91"	
			S2941 ▲	F60T12/DSGN50/HO	Daylight	5000	90	30	12000	3850	60"	57.91"	
			S6457 ▲	F60T12/D/HO	Daylight	6500	76	30	12000	4600	60"	57.91"	
80	T12	Rec DC	S6672 ▲	F64T12/CW/HO	Cool White	4200	62	30	12000	5750	64"	61.91"	
			S2942 ▲	F64T12/DSGN50/HO	Daylight	5000	90	30	12000	4200	64"	61.91"	
			S6458 ▲	F64T12/D/HO	Daylight	6500	76	30	12000	4900	64"	61.91"	


## T12 HO High Output (800 mA) Rapid Start Lamps 72" - 120"



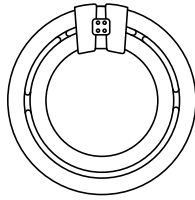
Watts	Bulb	Base	Satco Product Number	Lamp Code	Color	CCT (K)	CRI	Carton	Avg. Rated Hours	Initial Lumens	Nominal Length	MOL	Notes
85	T12	Rec DC	S2944 ▲	F72T12/D35/HO	Neutral Whitel	3500	70	15	12000	6650	72"	69.91"	
			S6673 ▲	F72T12/CW/HO	Cool White	4200	62	15	12000	6250	72"	69.91"	
			S2943 ▲	F72T12DSGN50/HO	Day Light	5000	90	15	12000	4600	72"	69.91"	
			S6460 ▲	F72T12/D/HO	Daylight	6500	76	15	12000	5550	72"	69.91"	
100	T12	Rec DC	S6674 ▲	F84T12/CW/HO	Cool White	4200	62	15	12000	7550	84"	81.91"	
			S2945 ▲	F84T12/DSGN50/HO	Daylight	5000	90	15	12000	5600	84"	81.91"	
			S6461 ▲	F84T12/D/HO	Daylight	6500	76	15	12000	6700	84"	81.91"	
95	T12	Rec DC	S6675 ▲	F96T12/CW/HO/SS	Cool White	4200	62	15	12000	8000	96"	93.91"	
			<b>SHATTER PROOF</b> S6588 ▲	F96T12/CW/HO/SS/TF	Cool White	4200	62	15	12000	8000	96"	93.91"	9
110	T12	Rec DC	S2947 ▲	F96T12/D30/HO	Warm White	3000	70	15	12000	9050	96"	93.91"	
			S2948 ▲	F96T12/D35/HO	Neutral White	3500	70	15	12000	9050	96"	93.91"	
			S2949 ▲	F96T12/D41/HO	Cool White	4100	70	15	12000	9050	96"	93.91"	
			S6676 ▲	F96T12/CW/HO/CT	Cool White	4200	62	15	12000	8600	96"	93.91"	10
			<b>SHATTER PROOF</b> S6589 ▲	F96T12/CW/HO/CT/TF	Cool White	4200	62	15	12000	8600	96"	93.91"	9,10
			S2946 ▲	F96T12/DSGN50/HO	Daylight	5000	90	15	12000	6450	96"	93.91"	
			S6462 ▲	F96T12/D/HO/CT	Daylight	6500	76	15	12000	7600	96"	93.91"	10

fluorescent lamps





T12  
Rec DC



2C  
Circline



fluorescent lamps

## T12 HO High Output (800 mA) Rapid Start Lamps 72" - 120"

Watts	Bulb	Base	Satco Product Number	Lamp Code	Color	CCT (K)	CRI	Carton	Avg. Rated Hours	Initial Lumens	Nominal Length	MOL	Notes
124	T12	Rec DC	S5454	F108T12/CW/HO	Cool White	4200	62	10	12000	10350	108"	105"	
			S5255	F108T12/D/HO	Daylight	6500	76	10	12000	8800	108"	105"	
132	T12	Rec DC	S5256	F117T12/CW/HO	Cool White	4200	62	10	12000	11200	117"	114"	
			S5257	F117T12/D/HO	Daylight	6500	76	10	12000	9500	117"	114"	
135	T12	Rec DC	S5224	F120T12/CW/HO	Cool White	4200	62	10	12000	11500	120"	117"	
			S5227	F120T12/D/HO	Daylight	6500	76	10	12000	9750	120"	117"	

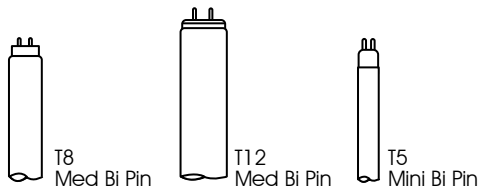
## T12 VHO Very High Output (1500mA) Rapid Start Lamps

Watts	Bulb	Base	Satco Product Number	Lamp Code	Color	CCT (K)	CRI	Carton	Avg. Rated Hours	Initial Lumens	Nominal Length	MOL	Notes
115	T12	Rec DC	S6463	F48T12/CW/VHO	Cool White	4200	62	30	10000	6600	48"	45.91"	
			<b>SHATTER PROOF</b> S6595	F48T12/CW/VHO/LT/TF	Cool White	4200	62	30	20000	7400	48"	45.91"	
135	T12	Rec DC	S6465	F60T12/CW/VHO	Cool White	4200	62	30	10000	8700	60"	57.91"	
160	T12	RecDC	S6466	F72T12/CW/VHO	Cool White	4200	62	15	10000	10600	72"	69.91"	
195	T12	Rec DC	S6467	F96T12/CW/VHO/SS	Cool White	4200	62	15	10000	13000	96"	93.91"	
215	T12	Rec DC	S6677	F96T12/CW/VHO	Cool White	4200	62	15	10000	14000	96"	93.91"	
			<b>SHATTER PROOF</b> S6590	F96T12/CW/VHO/TF	Cool White	4200	62	15	10000	14000	96"	93.91"	

## 2C Circline Lamps

Watts	Bulb	Base	Satco Product Number	Lamp Code	Color	CCT (K)	CRI	Carton	Avg. Rated Hours	Initial Lumens	Nominal Diameter	Notes
40	T9	4 Pin	S6508	FC402C/SW/TC G10Q	Soft White	3000	82	12	10000	2650	7"	
55	T9	4 pin	S6596	FC552C/SW/TC G10Q	Soft White	3000	82	12	10000	3800	9"	

# Fluorescent Lamps



## Specialty Fluorescent Lamps

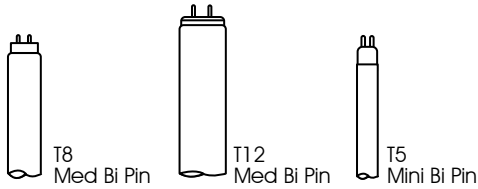
### T8 and T12 Lamps for Plant and Aquarium Purposes

Watts	Bulb	Base	Satco Product Number	Lamp Code	Color	CCT (K)	CRI	Carton	Avg. Rated Hours	Initial Lumens	Nominal Length	MOL	Notes
15	T8	Med Bi Pin	<b>S6888</b> ▲	F15T8/GRO/AQ/RP	Purple	n/a	66	6	7500	325	18"	17.78"	
20	T12	Med Bi Pin	<b>S6889</b> ▲	F20T12/GRO/AQ/RP	Purple	n/a	66	6	9000	480	24"	23.78"	
40	T12	Med Bi Pin	<b>S6892</b> ▲	F40/GRO/AQ/RP	Purple	n/a	66	6	20000	1200	48"	47.78"	
			<b>S6893</b> ▲	F40/GRO/AQ/WS/RP	Pink	3400	89	6	20000	1700	48"	47.78"	8

### Blacklight Lamps

Watts	Bulb	Base	Satco Product Number	Lamp Code	Color	CCT (K)	CRI	Carton	Avg. Rated Hours	Initial Lumens	Nominal Length	MOL	Notes
4	T5	Mini Bi Pin	<b>S2904</b>	F4T5/BL	Black Light	n/a	n/a	20	5000	n/a	6"	5.91"	1
6	T5	Mini Bi Pin	<b>S2905</b>	F6T5/BL	Black Light	n/a	n/a	20	5000	n/a	9"	8.91"	1
8	T5	Mini Bi Pin	<b>S2906</b>	F8T5/BL	Black Light	n/a	n/a	20	5000	n/a	12"	11.91"	1
15	T8	Med Bi Pin	<b>S2918</b> ■	F15T8/BL	Black Light	n/a	n/a	25	7500	n/a	18"	17.78"	1
20	T12	Med Bi Pin	<b>S2925</b> ▲	F20T12/350BL	Black Light	n/a	n/a	30	9000	n/a	24"	23.78"	1
22	T12	Med Bi Pin	<b>S6874</b> ▲	F15"12/350BL/500/PH	Black Light	n/a	n/a	30	n/a	n/a	15"	17.78"	1
25	T8	Med Bi Pin	<b>S6875</b> ▲	F25T8/350BL/18in	Black Light	n/a	n/a	24	n/a	n/a	18"	17.78"	1
30	T8	Med Bi Pin	<b>S6876</b> ▲	F30T8/350BL	Black Light	n/a	n/a	24	7500	n/a	36"	35.78"	1
32	T12	Med Bi Pin	<b>S6877</b> ▲	F18"12/350BL/700/PH	Black Light	n/a	n/a	30	n/a	n/a	18"	17.78"	1
40	T12	Med Bi Pin	<b>S2926</b> ▲	F40/350BL	Black Light	n/a	n/a	30	20000	n/a	48"	47.78"	1

fluorescent lamps



## Specialty Fluorescent Lamps (cont.)

### Blacklight Blue Lamps


Watts	Bulb	Base	Satco Product Number	Lamp Code	Color	CCT (K)	CRI	Carton	Avg. Rated Hours	Initial Lumens	Nominal Length	MOL	Notes
4	T5	Mini Bi Pin	S6405	F4T5/BLB	Blk Lt Blue	n/a	n/a	20	5000	n/a	6"	5.91"	2
6	T5	Mini Bi Pin	S2907	F6T5/BLB	Blk Lt Blue	n/a	n/a	20	5000	n/a	9"	8.91"	2
8	T5	Mini Bi Pin	S6406	F8T5/BLB	Blk Lt Blue	n/a	n/a	20	5000	n/a	12"	11.91"	2
15	T8	Med Bi Pin	S6407	F15T8/BLB	Blk Lt Blue	n/a	n/a	20	7500	n/a	18"	17.78"	2
20	T12	Med Bi Pin	S6408	F20T12/BLB	Blk Lt Blue	n/a	n/a	30	9000	n/a	24"	23.78"	2
40	T12	Med Bi Pin	S6409	F40/BLB/RP	Blk Lt Blue	n/a	n/a	6	20000	n/a	48"	47.78"	2

### Germicidal Preheat Lamps

Watts	Bulb	Base	Satco Product Number	Lamp Code	Color	CCT (K)	CRI	Carton	Avg. Rated Hours	Initial Lumens	Nominal Length	MOL	Notes
8	T5	Mini Bipin	S6885	G8T5		n/a	n/a	24	6000	n/a	12"	11.91"	7
15	T8	Med Bi Pin	S6886	G15T8		n/a	n/a	24	7500	n/a	18"	17.78"	7
30	T8	Med Bi Pin	S6887	G30T8		n/a	n/a	24	7500	n/a	36"	35.78"	7

# Fluorescent Lamps

## Polycarbonate Tube Guard



Type	Satco Product Number	Description	Length	Pack
FG40	<b>FG40</b> ■	FG40 Tubeguard 4FT T12	48"	24
FG405	<b>FG405</b> ■	FG405 Tubeguard 4FT T5	48"	24
FG408	<b>FG408</b> ■	FG408 Tubeguard 4FT T8	48"	24
FG96	<b>FG96</b> ■	FG96 Tubeguard 8FT T12	96"	24
FG968	<b>FG968</b> ■	FG968 Tubeguard 8FT T8	96"	24

Not for use with HO or VHO lamps

## Lighting Product Recycling Program



4' and 8' Corrugated Boxes



5 Gallon 70 lb. Cap. Plastic Pail

Satco Product Number	Description	Size
<b>4SBAKPAK</b> ■	4 Ft. Lamp Recycling Small Corrugated Box / Holds (32) T8 – (18) T12 (4 Foot Lamps)	7.5" X 6" X 48"
<b>4BAKPAK</b> ■	4 Ft. Lamp Recycling Standard Corrugated Box / Holds (100) T8 – (50) T12 (4 Foot Lamps)	13.5" X 7.75" X 48"
<b>8BAKPAK</b> ■	8 Ft. Lamp Recycling Standard Corrugated Box / Holds (60) T8 – (30) T12 (8 Foot Lamps)	10.5" X 8" X 94.25"
<b>MULTIBAKPAK</b> ■	Miscellaneous Lamp Recycling Corrugated Box / (Holds U's, HID's, Biax, etc.)	25" X 15" X 23"
<b>COMBAKPAK</b> ■	5 Gallon Pail / Holds 70 Lbs. (Up to 90 CFL's)	11"X14"
<b>BALBAKPAK</b> ■	5 Gallon Pail / Holds 70 Lbs. Lighting Ballasts	11"X14"

## General Fluorescent Notes

- = Product by a manufacturer other than Satco
- ▲ = Product by one of the Primary lamp manufacturers

Due to the fragile nature of fluorescent tubes, please discuss shipping issues, and packing charges for all fluorescent lamps 48" or longer. Some items can only be shipped in full cases.

ECO and ENV fluorescent lamps are designed to pass the Federal Toxic Characteristic Leaching Procedure (TCLP) criteria for classification as non-hazardous waste in most states. TCLP test results are available upon request. Lamp disposal regulations may vary, check your local & state regulations. For more information, please visit [www.lamprecycle.org](http://www.lamprecycle.org). At this time, much of the fluorescent product line is transitioning from non-ECO product to ECO product, if this is a critical issue for your application, call customer service to confirm ECO availability.

## Fluorescent Notes

- The UV radiation of Black Light excites the fluorescent paints, fabrics, and other materials used for theatrical special effects. Black Light lamps are also used in bars and restaurants for lighting effects. Black Light lamps are also used in Bug Zappers, and by Pest Control professionals.
 

**CAUTION:** This lamp emits ultraviolet (UV) power during operation and is in Risk Group 1 per ANSI/IESNA RP-27.3-96. Exposure at less than 0.25 meters (10 inches) should be limited; for example exposure at 0.14m (6 inches) should not exceed 4 hours in an 8 hour interval (see ANSI/IESNA RP-27.1-96). Certain medications and chemicals can increase an individual's sensitivity. Consult your physician for specific information. Protective eyewear should be worn in occupational situations involving long term exposure in close proximity to the lamp. This lamp is not intended and should not be used for diagnostic, therapeutic or cosmetic purposes.
- Black Light Blue is similar to Black Light, but with a filter in the glass to filter out visible light. Used by psychedelic shops for lighting fluorescent posters, displays, etc. In the theatre Black Light Blue is used where only fluorescent materials in clothing and objects, most white clothing, teeth, and whites of the eye, are desired for effect. These are often used in bars, restaurants, bowling alleys, and miniature golf venues to achieve similar effects.
 

**CAUTION:** This lamp emits ultraviolet (UV) power during operation and is in Risk Group 1 per ANSI/IESNA RP-27.3-96. Exposure at less than 0.25 meters (10 inches) should be limited; for example exposure at 0.14m (6 inches) should not exceed 4 hours in an 8 hour interval (see ANSI/IESNA RP-27.1-96). Certain medications and chemicals can increase an individual's sensitivity. Consult your physician for specific information. Protective eyewear should be worn in occupational situations involving long term exposure in close proximity to the lamp. This lamp is not intended and should not be used for diagnostic, therapeutic or cosmetic purposes.

## 3 Fluorescent T8 Appliance Lamp Cross References

Satco	Sylvania	Phillips	GE
S6513	F18T8CW/K24	F15T8/CW/24	F24" T8/CW/4
S6514	F18T8CW/K26	F16T8/CW/26	F26" T8/CW/4
S6515	F18T8CW/K28	F17T8/CW/28	F28" T8/CW/4
S6516	F18T8CW/K30	F18T8/CW/30	F30" T8/CW/4

- Rated life of the T8 lamps for Electronic Ballasts are based on Electronic RS ballasts. When used on common IS electronic ballasts the 20,000 hour rating becomes 15,000 hours, the 24,000 hour rating becomes 18,000 hours, based on 3 hour on cycles.
- Due to their small diameter, T2 miniature fluorescent lamps operate at higher surface temperatures than other fluorescent lamps. To avoid possible burns, do not touch the lamp during operation and allow sufficient cooling time before removing the lamp from the fixture. The typical bulb wall temperature during operation is 120 degrees at the ends. The maximum allowable bulb wall temperature is 150 degrees C.
- The F34 and FB34 lamps were previously known as energy saving F40, and FB40 lamps. Not intended for use: (1) at lamp ambient temperatures below 60 degrees F or in drafty locations, (2) on low power factor ballasts, (3) reduced current/reduced light output ballasts, (4) dimming ballasts, or (5) on inverter operated emergency lighting systems unless any of the above equipment is specifically listed for use with 34 watt lamps.
- WARNING:** To prevent possible serious injury, eyes and skin should not be exposed to direct or reflected ultraviolet power emitted by this lamp. This lamp is in Risk Group 3 per ANSI/IESNA RP-27.3-96. Adequate protection should be provided by clothing, gloves, opaque materials, and ordinary window glass. Although this lamp will operate in standard fluorescent fixtures, it should not be used for general lighting applications.
- Grow Light wide spectrum lamps are also used for retail meat case applications.
- SHATTER PROOF** ShatterProof lamps are designed for any application where lamps are at risk of being broken. The rubber coating will contain the glass particles and phosphors should the lamp break, keeping it from falling into food, or elsewhere. Many jurisdictions now require the use of coated lamps in all food preparation, and service areas. This coating also has the added benefit of blocking all UV emissions from 100 to 380 nanometers, common to fluorescent technology.
- Labeled for cold temperature (below 60°F) operation only per EPACT.

# HID Lamps





# HID Basics

## HOW IT WORKS

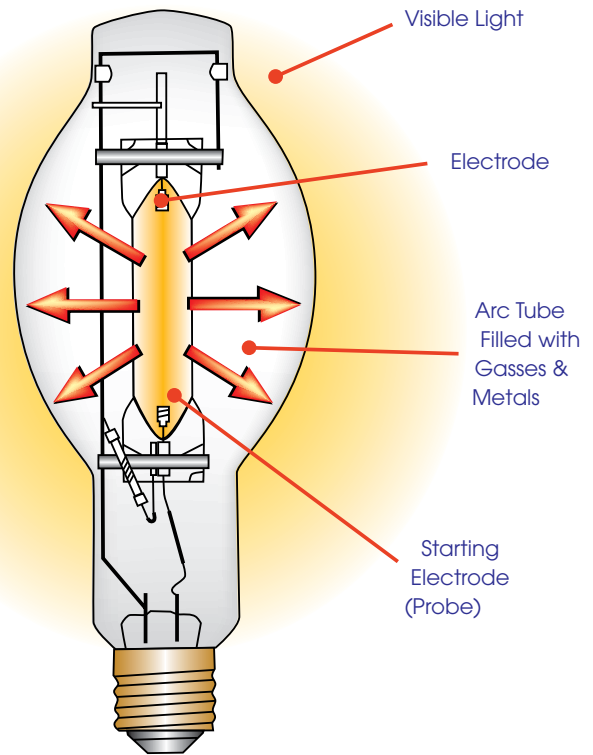
The operational concept behind HID lamps is very similar to that of fluorescent lamps. Electrodes are positioned at either end of a tube, whose chamber is filled with gas and metals such as mercury. An electrical charge passes from one electrode to the other. In fluorescent lamps, this charge creates ultraviolet (UV) light, which converts to visible light once it passes through the phosphors on the tube's interior.

In an HID lamp, the electrical arc, gasses and metals are contained in what is known as the arc tube. The arc tube is made from either quartz (used in mercury vapor and metal halide lamps) or transparent ceramic (used in high-pressure sodium lamps because of their high temperature). All arc tubes are housed within a larger outer glass envelope.

Unlike fluorescent lamps, the arc tube of HID lamps is filled with gas at a very high rate of pressure (up to 50 psi). This allows the electrical arc created by the electrodes to operate in the visible part of the spectrum, producing usable light without the addition of phosphors.

Like fluorescents, HID lamps require a ballast to control the electrical current in the arc tube. Certain HID lamps also require an ignitor, which produces a high voltage to pulse the arc tube, allowing the arc to strike.

The biggest difference in HID lamps is the fact that they need a start-up time to reach their full brightness. This usually takes five to 10 minutes, during which time the lamp will flicker until the metal inside fully vaporizes and the lamp reaches its full operating temperature.



## Color Shifting

New HID lamps require a "burn in" period of approximately 100 hours before the lamp will reach its true specified color. Until this process is completed, lamps can be unstable and vary in color.

As HID lamps age, chemical changes occur that cause color shifting. The shifts vary depending on the lamp type.

**FACT:**

HID lamp color is rated in kelvins and is referred to as its Correlated Color Temperature (CCT).

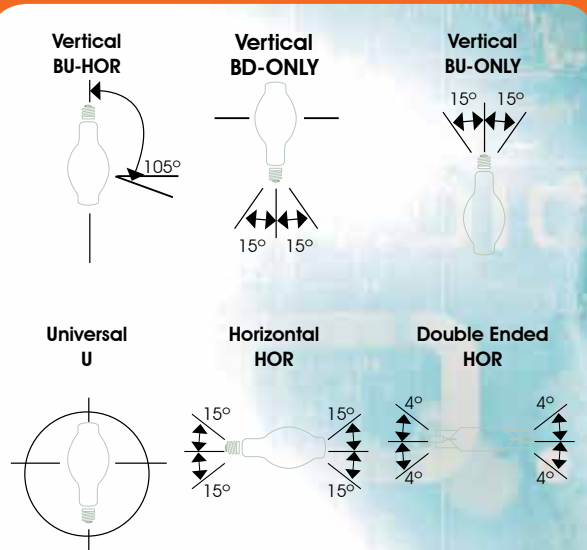
**FACT:**

Colors are created by using different arc tube designs and changing the mixture of chemicals within the tube.

Standard probe start lamps tend to shift color about twice as much as pulse start lamps. Results vary from lamp to lamp. It is recommended to conduct a group relamping once it is determined that a lamp or group of lamps is changing color or failing. This way, the area being illuminated will maintain an even balance of color and light.

## Burning Positions

Certain HID lamps have been designed to operate in a specific position to achieve targeted life or performance goals. These examples illustrate these burning positions




# Major HID Categories

## Mercury Vapor

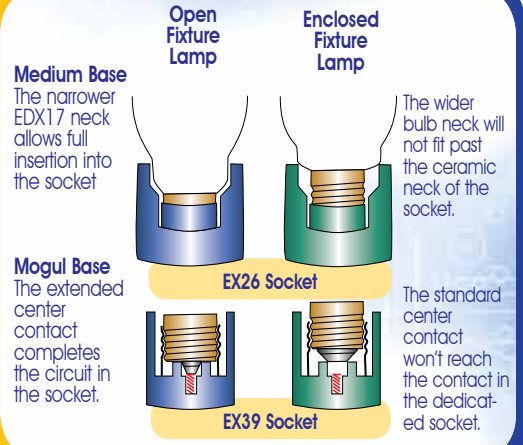
The original of the three HID categories operates by using a small amount of liquid mercury sealed in a quartz tube with argon gas. The arc created by the mercury vapor lamp produces both visible and invisible (UV) light. The visible light is blue-white in color and is best suited for outdoor lighting applications because of its poor color rendering capabilities. Some mercury vapor lamps incorporate phosphors similar to those used in fluorescent lamps to improve color to a certain degree. Mercury vapor lamps can achieve life spans of 10,000 to 24,000 hours.

### Typical applications:

Street lighting, industrial hi-bay, parking lots, building flood lighting, general flood lighting, places where long life is required and color rendering is not critical.



## Open Fixture Applications

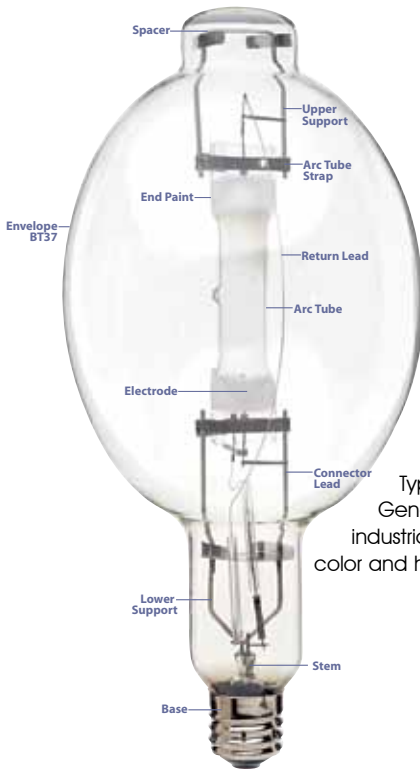


Open fixture rated bulbs have dedicated lamp bases that will only fit and work with fixtures that have corresponding sockets.

## Metal Halide

Metal halide lamps are similar to mercury vapor models except for the addition of metal halides of sodium iodide and scandium iodide. Certain metal halide lamps feature other iodides to improve the efficiency and color balance of the lamp. Metal halide represents the most popular and widely used HID category.

Typical applications:  
General lighting such as commercial/ industrial/outdoor flood lighting where good color and high efficiency are desired.

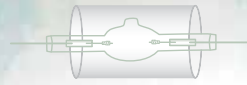


## High Pressure Sodium/ Low Pressure Sodium (SOX)

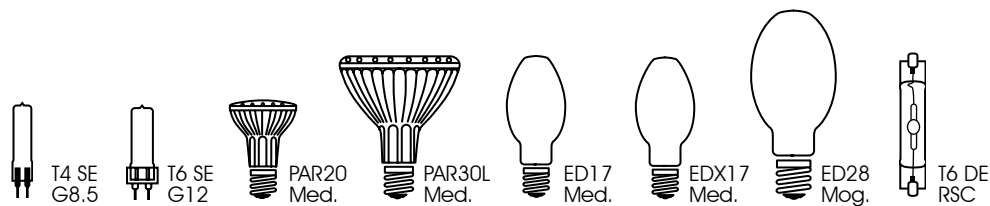
This series of HID lamps incorporates solid sodium, mercury and xenon or a neon/argon gas mixture within the arc tube. This combination of metals and gasses produces an orange-white light in the high-pressure version and a yellow light in the low-pressure model. Both lamps boast a luminous efficiency that is much greater than its mercury vapor or metal halide counterparts.

Typical applications:  
Street lighting, industrial hi-bay, parking lots, building flood lighting and general area lighting.

Since the arc tube of the HID lamp is a highly pressurized environment, it is mandatory that the fixture that houses the lamp have a protective lens. This lens will contain glass fragments or other hot particles should the arc tube experience a failure.



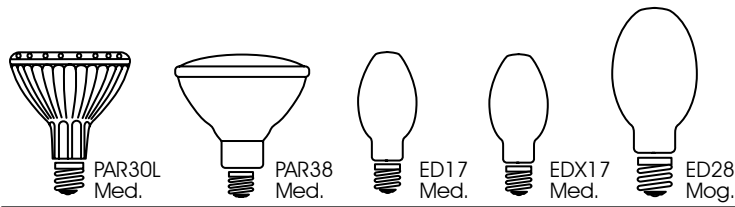














## Metal Halide Lamps 39w - 70w

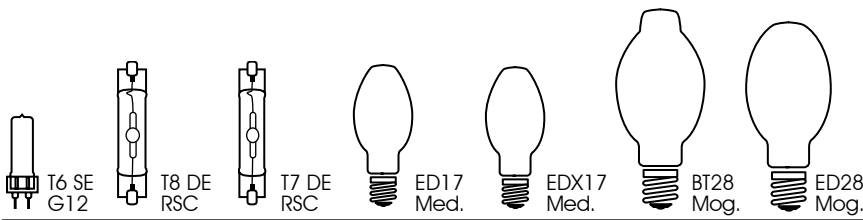
Nominal Watts	Bulb	Base	Satco Product Number	Lamp Code	Finish	Pulse Start	Open Rated	ANSI Code	Kelvin Temp	CRI	Initial Lumens/CBCP*	Buring Position	Avg. Rated Hours	MOL	Ctn
39		T4 SE G8.5	<b>S4286</b> ▲	CDM35/TC/830	Clear	Y	N	M130/E	3000	81	3300	Univ.	9000	3 11/32"	12
		T6 SE G12	<b>S4288</b> ▲	CDM35/T6/830	Clear	Y	N	M130/E	3000	81	3400	Univ.	12000	3 5/16"	12
		PAR20 Med.	<b>S4284</b> ▲	CDM35PAR20/M/SP	Clear	Y	Y	M130/O	3000	81	23000*	Univ.	9000	3 3/4"	12
			<b>S4285</b> ▲	CDM35PAR20/M/FL	Clear	Y	Y	M130/O	3000	81	5000*	Univ.	9000	3 3/4"	12
		PAR30L Med.	<b>S4876</b> ▲	CDM35PAR30L/M/SP	Clear	Y	Y	M130/O	3000	81	44000*	Univ.	9000	4 3/4"	6
			<b>S4877</b> ▲	CDM35PAR30L/M/FL	Clear	Y	Y	M130/O	3000	81	7400*	Univ.	9000	4 3/4"	6
50		ED17 Med.	<b>S4854</b> ■	MH50W/U/MED/PS	Clear	Y	N	M110/E	4000	65	3400	Univ.	10000	5 7/16"	12
			<b>S5854</b>	MP50W/U/MED/PS/4K	Clear	Y	Y	M110/O	4200	65	3400	Univ.	10000	5 7/16"	12
			<b>S4855</b> ■	MH50W/C/U/MED/PS	Coated	Y	N	M110/E	3700	70	3400	Univ.	10000	5 7/16"	12
		EDX17 Med.	<b>S4846</b> ■	MP50W/U/MED/PS/3K	Clear	Y	Y	M110/O	3200	65	3400	Univ.	10000	5 7/16"	12
			<b>S4847</b> ■	MP50W/C/U/MED/PS/3K	Coated	Y	Y	M110/O	3000	70	3300	Univ.	10000	5 7/16"	12
70		ED17 Med.	<b>S4856</b> ■	MH70/U/MED	Clear	Y	N	M98/E	4000	65	5600	Univ.	15000	5 7/16"	12
			<b>S5856</b>	MP70/U/MED/PS/4K	Clear	Y	Y	M98/O	4200	65	5200	Univ.	15000	5 7/16"	12
			<b>S4857</b> ■	MH70/C/U/MED	Coated	Y	N	M98/E	3700	70	5300	Univ.	15000	5 7/16"	12
		EDX17 Med.	<b>S4848</b> ■	MP70/U/MED	Clear	Y	Y	M98/O	4000	65	5600	Univ.	15000	5 7/16"	12
			<b>S4849</b> ■	MP70/C/U/MED	Coated	Y	Y	M98/O	3700	70	5300	Univ.	15000	5 7/16"	12
		ED28 Mog.	<b>S4230</b> ■	MH70W/U/ED28/PS	Clear	Y	N	M98/E	4000	65	5600	Univ.	15000	8 5/16"	12
		T4 SE G8.5	<b>S4287</b> ▲	CDM70/TC/830	Clear	Y	N	M139/E	3000	83	6400	Univ.	6000	3 11/32"	12
		T6 SE G12	<b>S4289</b> ▲	CDM70/T6/830	Clear	Y	N	M139/E	3000	81	6600	Univ.	12000	3 5/16"	12
			<b>S4264</b> ▲	CDM70T6/942	Clear	Y	N	M139/E	4200	92	6600	Univ.	12000	3 5/16"	12
		T6 DE RSC	<b>S4865</b> ■	MH-DE70/3K	Clear	Y	N	M85/E	3000	70	5200	HOR+-15	10000	4 9/16"	25
		<b>S4292</b> ▲	CDM70/TD/830	Clear	Y	N	M85/M139/E	3000	82	6500	HOR+-15	15000	4 11/16"	12	
		<b>S4864</b> ■	MH-DE70/4K	Clear	Y	N	M85/E	4200	65	5500	HOR+-15	10000	4 9/16"	25	
		<b>S4265</b> ▲	CDM70/TD/942	Clear	Y	N	M85/M139/E	4200	92	6000	HOR+-15	15000	4 11/16"	12	

# HID Lamps



## Metal Halide Lamps 70w - 150w

Nominal Watts	Bulb	Base	Satco Product Number	Lamp Code	Finish	Pulse Start	Open Rated	ANSI Code	Kelvin Temp	CRI	Initial Lumens/CBCP*	Buring Position	Avg. Rated Hours	MOL	Ctn		
70		PAR30L Med	<b>\$4878</b> ▲	CDM70/PAR30L/M/SP	Clear	Y	Y	M143/M96/O	3000	83	68000*	Univ.	9000	4 3/4"	12		
			<b>\$4879</b> ▲	CDM70/PAR30L/M/FL	Clear	Y	Y	M143/M96/O	4000	83	10000*	Univ.	9000	4 3/4"	12		
		PAR38 Med	<b>\$4897</b> ▲	CDM70/PAR38/SP/3K	Clear	Y	Y	M143/M96/O	3000	82	50000*	Univ.	10000	5 5/16"	12		
			<b>\$4812</b> ▲	CDM70/PAR38/SP/4K	Clear	Y	Y	M143/M96/O	4000	92	42000*	Univ.	10000	5 5/16"	12		
			<b>\$4898</b> ▲	CDM70/PAR38/FL/3K	Clear	Y	Y	M143/M96/O	3000	82	18000*	Univ.	10000	5 5/16"	12		
			<b>\$4813</b> ▲	CDM70/PAR38/FL/4K	Clear	Y	Y	M143/M96/O	4000	92	16000*	Univ.	10000	5 5/16"	12		
	100		ED17 Med	<b>\$5858</b>	MP100/U/MED	Clear	Y	N	M90/O	4200	65	8500	Univ.	15000	5 7/16"	12	
				<b>\$4859</b> ■	MH100/C/U/MED	Coated	Y	N	M90/E	3700	70	8500	Univ.	15000	5 7/16"	12	
		EDX17 Med	<b>\$4850</b> ■	MP100/U/MED	Clear	Y	Y	M90/O	4000	65	8500	Univ.	15000	5 7/16"	12		
			<b>\$4851</b> ■	MP100/C/U/MED	Coated	Y	Y	M90/O	3700	70	8100	Univ.	15000	5 7/16"	12		
		ED28 Mog	<b>\$4231</b> ■	MH100W/ED28/PS	Clear	Y	N	M90/E	4000	65	9000	Univ.	15000	8 5/16"	12		
			<b>\$5821</b>	MH100W/ED28/PS	Clear	Y	N	M90/E	4200	65	8500	Univ.	15000	8 5/16"	12		
				PAR38 Med	<b>\$4888</b> ▲	CDM100/PAR38/SP/3K	Clear	Y	Y	M140/M90/O	3000	85	70000*	Univ.	12500	5 5/16"	12
					<b>\$4814</b> ▲	CDM100/PAR38/SP/4K	Clear	Y	Y	M140/M90/O	4000	93	25000*	Univ.	10000	5 5/16"	12
				<b>\$4889</b> ▲	CDM100/PAR38/FL/3K	Clear	Y	Y	M140/M90/O	3000	86	54000*	Univ.	12500	5 5/16"	12	
				<b>\$4869</b> ▲	CDM100/PAR38/FL/4K	Clear	Y	Y	M140/M90/O	4000	93	20000*	Univ.	10000	5 5/16"	12	
125			ED17 Med	<b>\$5822</b>	MH125W/HBU/PS	Clear	Y	N	M150/E	4200	65	12000	Univ.	15000	5 5/16"	12	
150			ED17 Med	<b>\$5860</b>	MP150/U/MED	Clear	Y	N	M102/O	4200	65	12900	Univ.	10000	5 7/16"	12	
	<b>\$4379</b> ■			MH150/U/MED/EM	Clear	N	N	M107/E	4000	65	13500	Univ.	10000	5 7/16"	12		
	<b>\$4861</b> ■			MH150/C/U/MED	Coated	Y	N	M102/E	3700	70	14250	Univ.	10000	5 7/16"	12		
		EDX17 Med	<b>\$4852</b> ■	MP150/U/MED	Clear	Y	Y	M102/O	4000	65	14250	Univ.	10000	5 7/16"	12		
			<b>\$4853</b> ■	MP150/C/U/MED	Coated	Y	Y	M102/O	3700	70	13500	Univ.	10000	5 7/16"	12		
		ED28 Mog	<b>\$5823</b>	MH150/U/ED28/PS	Clear	Y	N	M102/E	4200	65	14000	Univ.	15000	8 5/16"	12		

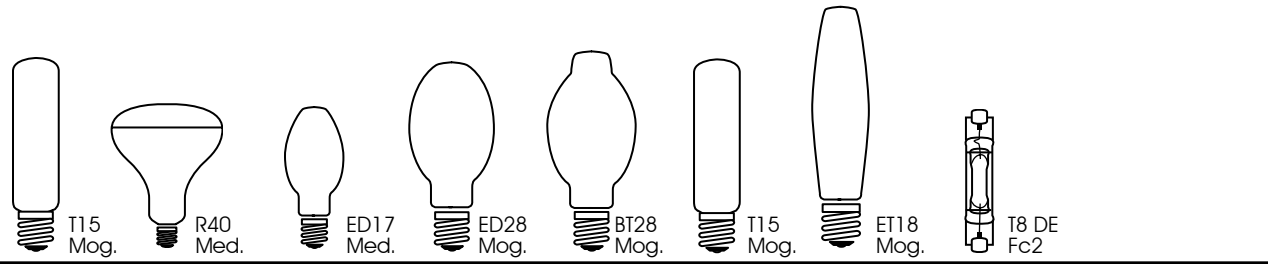


## Metal Halide Lamps 150w - 175w











Nominal Watts	Bulb	Base	Satco Product Number	Lamp Code	Finish	Pulse Start	Open Rated	ANSI Code	Kelvin Temp	CRI	Initial Lumens/CBCP*	Buring Position	Avg. Rated Hours	MOL	Ctn
150		G12	<b>S4290</b> ▲	CDM150T6/830	Clear	Y	N	M142/E	3000	85	14000	Univ.	12000	4 11/32"	12
			<b>S4266</b> ▲	CDM150T6/942	Clear	Y	N	M142/E	4200	96	12700	Univ.	9000	4 11/32"	12
		RSC	<b>S4866</b> ■	MH-DE150/3K	Clear	Y	N	M81/E	3000	70	12500	HOR+/-45	10000	5 7/16"	25
		RSC	<b>S4293</b> ▲	CDM150/TD/830	Clear	Y	N	M142/M81/M102/E	3000	88	13250	HOR+/-45	15000	5 7/16"	12
		RSC	<b>S4867</b> ■	MH-DE150/4K	Clear	Y	N	M81/E	4200	65	12000	HOR+/-45	10000	5 7/16"	25
		RSC	<b>S4267</b> ▲	CDM150/TD/942	Clear	Y	N	M142/M81/M102/E	4200	96	14200	HOR+/-45	15000	5 7/16"	12
175		Med	<b>S5862</b> ■	MP175/U/MED	Clear	N	Y	M57/O	4200	65	14000	Univ.	10000	5 7/16"	12
			<b>S5863</b> ■	MP175/U/MED/PS	Clear	Y	Y	M152/O	4200	65	16000	Univ.	15000	5 7/16"	12
			<b>S4863</b> ■	MH175/C/U/MED	Coated	N	N	M57/E	3700	70	15250	Univ.	10000	5 7/16"	12
		Med	<b>S4828</b> ▲	MP175/BU-ONLY/MED	Clear	N	Y	M57/O	3600	65	14400	BU +/- 15	10000	5 7/16"	20
		Med	<b>S4234</b> ■	MS175/BU/MED/PS	Clear	Y	N	M152/E	4000	65	17500	BU +/- 15	15000	5 7/16"	12
			<b>S4235</b> ■	MS175/C/BU/MED/PS	Coated	Y	N	M152/E	3700	70	16600	BU +/- 15	15000	5 7/16"	12
		Mog.	<b>S5829</b> ■	MH175/U	Clear	N	N	M57/E	4200	65	13600	Univ.	10000	8 5/16"	6
		Mog.	<b>S4830</b> ■	MH175/C/U	Coated	N	N	M57/E	3700	70	13300	Univ.	10000	8 5/16"	12
			<b>S5824</b> ■	MH175/U/PS/4K	Clear	Y	N	M152/E	4200	65	12000	Univ.	15000	8 5/16"	12
			<b>S4271</b> ■	MS175/BU	Clear	N	N	M57/E	4000	65	15000	BU +/- 15	10000	8 5/16"	12
		Mog	<b>S4384</b> ▲	MP175/BU-ONLY	Clear	N	Y	M57/O	4000	65	14400	BU +/- 15	10000	8 5/16"	6
		Mog	<b>S4236</b> ■	MS175/BU/PS	Clear	Y	N	M152/E	4000	65	17500	BU +/- 15	15000	8 5/16"	12
			<b>S4237</b> ■	MS175/C/BU/PS	Coated	Y	N	M152/E	3700	70	16600	BU +/- 15	15000	8 5/16"	12
			POMB	<b>S4272</b> ■	MS175/HOR	Clear	N	N	M57/E	4000	65	15000	HOR+/-45	10000	8 5/16"
		Mog	<b>S4840</b> ■	MH175/U/T15	Clear	N	N	M57/E	4000K	65	14000	Univ.	10000	8 5/16"	12
	Med	<b>S4261</b> ■	MH175W/U/R40/FL70	Frost	N	N	M57/E	4000K	65	6500*	Univ.	10000	6 1/2"	6	

HID lamps

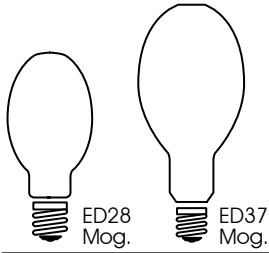
# HID Lamps



## Metal Halide Lamps 200w - 320w

Nominal Watts	Bulb	Base	Satco Product Number	Lamp Code	Finish	Pulse Start	Open Rated	ANSI Code	Kelvin Temp	CRI	Initial Lumens/CBCP*	Buring Position	Avg. Rated Hours	MOL	Ctn
200		ED17 Med.	<b>\$4238</b> ■	MS200/BU/MED/PS	Clear	Y	N	M136/E	4000	65	19000	BU +/- 15	12000	5 7/16"	12
		ED28 Mog.	<b>\$5838</b>	MS200/U/PS	Clear	Y	N	M136/E	4200	65	21000	Univ.	15000	8 5/16"	12
			<b>\$4251</b> ■	MP200/V/UVS/PS	Clear	Y	Y	M136/O	4000	65	20000	Vert +/- 15	15000	8 5/16"	12
250		BT28 Mog.	<b>\$5831</b>	MH250/U	Clear	N	N	M58/E	4200	65	22000	Univ.	10000	8 5/16"	6
		ED28 Mog.	<b>\$4832</b> ■	MH250/C/U	Coated	N	N	M58/E	3700	70	19800	Univ.	10000	8 5/16"	12
			<b>\$4273</b> ■	MS250/BU	Clear	N	N	M58/E	4000	65	23000	BU +/- 15	10000	8 5/16"	12
		BT28 Mog.	<b>\$4386</b> ▲	MP250/BU-ONLY	Clear	N	Y	M58/O	4000	65	23000	BU +/- 15	10000	8 5/16"	6
		ED28 Mog.	<b>\$5839</b>	MS250/U/PS	Clear	Y	N	M153/E	4000	65	25000	Univ.	15000	8 5/16"	12
			<b>\$4252</b> ■	MP250/BU/UVS/PS	Clear	Y	Y	M153/O	4000	65	23800	BU +/- 15	15000	8 5/16"	12
		POMB	<b>\$4275</b> ■	MS250/HOR	Clear	N	N	M58/E	4000	65	23000	HOR +/- 45	10000	8 5/16"	12
			<b>\$4240</b> ■	MS250/H75/PS	Clear	Y	N	M153/E	4000	65	22000	HOR +/- 75	12000	8 5/16"	12
		T15 Mog.	<b>\$4841</b> ■	MH250/U/T15	Clear	N	N	M58/E	4000	65	21000	Univ.	10000	8 5/16"	12
		POMB	<b>\$4868</b> ■	MS250/HOR/T15/3K	Clear	N	N	M58/E	3200	65	23000	HOR +/- 45	10000	8 5/16"	12
320		ET18 Mog.	<b>\$4385</b> ▲	M250/U/ET18	Clear	N	N	M58/E	4000	65	22000	Univ	10000	9 3/4"	10
		T8 DE Fc2	<b>\$4262</b> ■	MH-DE250W3K/Fc2	Clear	N	N	M80/E	3000	70	20000	HOR +/- 45	10000	6 7/16"	25
			<b>\$4263</b> ■	MH-DE250W4K/Fc2	Clear	N	N	M80/E	4200	70	20000	HOR +/- 45	10000	6 7/16"	25
320		ED28 Mog.	<b>\$5841</b>	MS320/U/ED28/PS	Clear	Y	N	M154/E	4200	65	33000	Univ.	20000	8 5/16"	12
			<b>\$4242</b> ■	MS320/C/V/ED28/PS	Coated	Y	N	M154/E	3700	70	31000	Vert +/- 15	20000	8 5/16"	12
			<b>\$4253</b> ■	MP320/BU/ED28/UVS/PS	Clear	Y	Y	M154/O	4000	65	31000	BU +/- 15	20000	8 5/16"	12
			<b>\$4254</b> ■	MP320/C/BU/ED28/UVS/PS	Coated	Y	Y	M154/O	3700	70	29000	BU +/- 15	20000	8 5/16"	12
		POMB	<b>\$4387</b> ■	MS320/H75/ED28/PS	Clear	Y	N	M154/E	4000	65	30000	HOR +/- 75	20000	8 5/16"	12

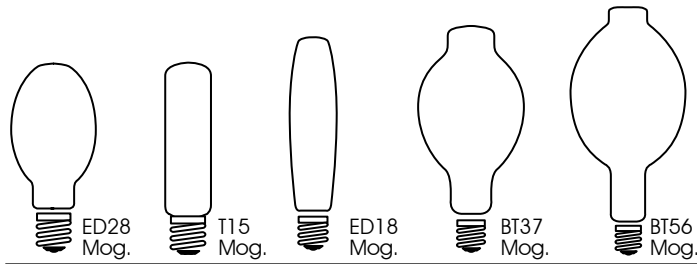
HID lamps



## Metal Halide Lamps 320w - 400w

Nominal Watts	Bulb	Base	Satco Product Number	Lamp Code	Finish	Pulse Start	Open Rated	ANSI Code	Kelvin Temp	CRI	Initial Lumens/ CBCP*	Buring Position	Avg. Rated Hours	MOL	Ctn	
320	ED37	Mog.	<b>S4255</b> ■	MP320/BU/ED37/UVS/PS	Clear	Y	Y	M154/O	4000	65	31000	BU +/- 15	20000	11 1/2"	12	
350	ED37	Mog.	<b>S5825</b> ■	MS350/U/PS	Clear	Y	N	M131/E	4200	65	37000	Univ.	20000	11 1/2"	6	
			<b>S4244</b> ■	MS350/C/N/PS	Coated	Y	N	M131/E	3700	70	35000	Vert +/- 15	20000	11 1/2"	6	
			<b>S4256</b> ■	MP350/V/UVS/PS	Clear	Y	Y	M131/O	4000	65	33000	Vert +/- 15	20000	11 1/2"	6	
			<b>S4257</b> ■	MP350/C/N/UVS/PS	Coated	Y	Y	M131/O	3700	70	33000	Vert +/- 15	20000	11 1/2"	6	
360	ED37	Mog.	<b>S4476</b> ■	MS360W/BU/EM	Clear	N	N	M165/E	4000	65	36000	BU +/- 15	20000	11 1/2"	6	
			<b>S4477</b> ■	MS360W/C/BU/EM	Coated	N	N	M165/E	3700	70	34000	BU +/- 15	20000	11 1/2"	6	
			<b>S4478</b> ■	MPI360W/BU/EM	Clear	N	Y	M165/O	4000	65	35000	BU +/- 15	20000	11 1/2"	6	
			<b>S4479</b> ■	MPI360W/C/BU/EM	Coated	N	Y	M165/O	3700	70	34000	BU +/- 15	20000	11 1/2"	6	
400	ED37	Mog.	<b>S5833</b> ■	MH400/U	Clear	N	N	M59/S	4200K	65	36000	Univ.	20000	11 1/2"	6	
			<b>S4834</b> ■	MH400/C/U	Coated	N	N	M59/E	3700K	70	34000	Univ.	20000	11 1/2"	6	
			<b>S4276</b> ■	MS400/BU	Clear	N	N	M59/E	4000K	65	40000	BU +/- 15	20000	11 1/2"	6	
			<b>S4277</b> ■	MS400/C/BU	Coated	N	N	M59/E	3700K	70	38000	BU +/- 15	20000	11 1/2"	6	
			<b>S4246</b> ■	MS400/C/N/PS	Coated	Y	N	M155/E	3700K	70	42000	Vert +/- 15	20000	11 1/2"	6	
			<b>S4388</b> ▲	MP400/BU-ONLY	Clear	N	Y	M59/O	3600	65	40000	BU +/- 15	20000	11 1/2"	6	
			<b>S4258</b> ■	MP400/BU/UVS/PS	Clear	Y	Y	M155/O	4000K	65	42000	BU +/- 15	20000	11 1/2"	6	
			<b>S4259</b> ■	MP400/C/BU/UVS/PS	Coated	Y	Y	M155/O	3700K	70	40000	BU +/- 15	20000	11 1/2"	6	
			POMB	<b>S4279</b> ■	MS400/HOR	Clear	N	N	M59/E	4000K	65	40000	HOR +/- 45	20000	11 1/2"	6
				<b>S4280</b> ■	MS400/C/HOR	Coated	N	N	M59/E	3700K	70	38000	HOR +/- 45	20000	11 1/2"	6
				<b>S4249</b> ■	MS400/H75/PS	Clear	Y	N	M155/E	4000K	65	40000	HOR +/- 75	20000	11 1/2"	6
			ED28	Mog.	<b>S5843</b> ■	MH400/U/ED28	Clear	N	N	M59/E	4200K	70	36000	Univ.	20000	8 5/16"
<b>S4844</b> ■	MH400/C/U/ED28	Coated			N	N	M59/E	3700K	65	33900	Univ.	20000	8 5/16"	12		
<b>S4278</b> ■	MS400/BU/ED28	Clear			N	N	M59/E	4000K	65	40000	BU +/- 15	20000	8 5/16"	12		
<b>S5878</b> ■	MS400/U/ED28/PS	Clear			Y	N	M155/E	4000K	65	44000	Univ.	20000	8 5/16"	12		
<b>S4248</b> ■	MS400/C/N/ED28/PS	Coated			Y	N	M155/E	3700K	70	42000	Vert +/- 15	20000	8 5/16"	12		
POMB	<b>S4281</b> ■	MS400/HOR/ED28			Clear	N	N	M59/E	4000K	65	40000	HOR +/- 45	20000	8 5/16"	12	
	<b>S4250</b> ■	MS400/H75/ED28/PS			Clear	Y	N	M155/E	4000K	65	40000	HOR +/- 75	20000	8 5/16"	12	

# HID Lamps

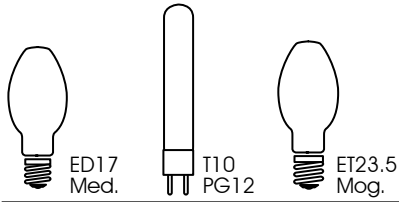


## Metal Halide Lamps 400w - 1500w

Nominal Watts	Bulb	Base	Satco Product Number	Lamp Code	Finish	Pulse Start	Open Rated	ANSI Code	Kelvin Temp	CRI	Initial Lumens/ CBCP*	Buring Position	Avg. Rated Hours	MOL	Ctn
400	T15	Mog	<b>\$4842</b> ■	MH400/U/T15	Clear	N	N	M59/E	4000K	65	36000	Univ.	15000	9 3/4"	12
		POMB	<b>\$4282</b> ■	MS400/HOR/T15/3K	Clear	N	N	M59/E	3200	65	38000	HOR +/- 45	15000	9 3/4"	12
	ET18	Mog	<b>\$4389</b> ▲	M400/U/ET18	Clear	N	N	M59/E	4000	65	36000	Univ.	20000	9 3/4"	10
750	BT37	Mog	<b>\$4390</b> ▲	MS750/PS/BU-HOR/BT37	Clear	Y	N	M149/E	4000	65	80000	BU +/- 90	16000	11 1/2"	6
1000	BT56	Mog	<b>\$5835</b>	MH1000/U	Clear	N	N	M47/S	4200	65	110000	Univ.	18000	15 3/8"	6
			<b>\$4836</b> ■	MH1000/C/U	Coated	N	N	M47/E	3700	70	105000	Univ.	12000	15 3/8"	6
			<b>\$4283</b> ■	MS1000/BU	Clear	N	N	M47/E	4000	65	115000	BU +/- 15	12000	15 3/8"	6
	BT37	Mog	<b>\$4845</b> ■	MH1000/U/BT37	Clear	N	N	M47/E	4000	70	110000	Univ.	12000	11 1/2"	6
			<b>\$4391</b> ■	MS1000/BU/BT37/PS	Clear	Y	N	M141/E	4000	65	115000	BU +/- 15	12000	11 1/2"	6
1500	BT56	Mog	<b>\$5837</b>	MH1500/HBU	Clear	N	N	M48/E	3400	65	161000	BU +/- 105	3000	15 3/8"	6
			<b>\$4839</b> ■	MH1500/U/XL	Clear	N	N	M48/E	4000	65	170000	Univ.	6000	15 3/8"	6

## Retrofit MH Lamps For High Pressure Sodium (HPS) Fixtures

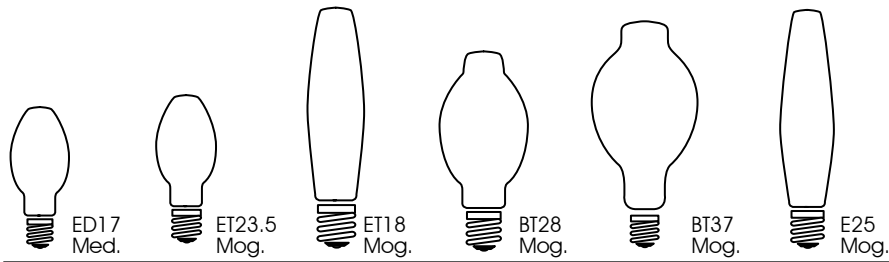
Nominal Watts	Bulb	Base	Satco Product Number	Lamp Code	Finish	Pulse Start	Open Rated	ANSI Code	Kelvin Temp	CRI	Initial Lumens/ CBCP*	Buring Position	Avg. Rated Hours	MOL	Ctn
250	ED28	Mog	<b>\$4268</b> ■	MS250W/BU/LU Retrofit for LU250	Clear	N	N	S50/E	4000	65	18500	BU +/- 15	10000	8 5/16"	12
400	ED37	Mog	<b>\$4269</b> ■	MS400W/BU/LU Retrofit for LU400	Clear	N	N	S51/E	4000	65	38000	BU +/- 15	20000	11 1/2"	6
			<b>\$4270</b> ■	MS400W/C/BU/LU Retrofit for LU400/D	Coated	N	N	S51/E	4000	65	36000	BU +/- 15	20000	11 1/2"	6













## HPS High Pressure Sodium Lamps 35w – 100w

Nominal Watts	Bulb	Base	Satco Product Number	Lamp Code	Finish	ANSI Code	Kelvin Temp	CRI	Initial Lumens	Avg. Rated Hours	MOL	Carton
35		Med	<b>S3130</b>	LU35/MED	Clear	S76	2100	22	2250	16000	5 7/16"	12
			<b>S5120</b> ▲	LU35/D/MED	Coated	S76	2100	22	2100	16000	5 7/16"	20
50		Med	<b>S3131</b>	LU50/MED	Clear	S68	2100	22	4000	24000	5 7/16"	12
			<b>S5121</b> ▲	LU50/D/MED	Coated	S68	2100	22	3700	24000	5 7/16"	20
			<b>S4373</b> ▲	SDW-50W/LV/D	Coated	S104	2700	85	2350	10000	5 7/16"	12
		PG12	<b>S4374</b> ▲	SDW-T/50W/LV	Clear	S104AF	2700	85	2500	10000	5 7/8"	12
				Mog	<b>S1929</b>	LU50	Clear	S68	2100	22	4000	24000
<b>S5122</b> ▲	LU50/D	Coated			S68	2100	22	3700	24000	7 3/4"	20	
70		Med	<b>S3127</b>	LU70/MED	Clear	S62	2100	22	6300	24000	5 7/16"	12
			<b>S5123</b> ▲	LU70/D/MED	Coated	S62	2100	22	5800	24000	5 7/16"	20
		Mog	<b>S1930</b>	LU70	Clear	S62	2100	22	6300	24000	7 3/4"	12
			<b>S5160</b> ▲	LU70/D	Coated	S62	2100	22	5500	24000	7 3/4"	20
100		Med	<b>S3128</b>	LU100/MED	Clear	S54	2100	22	9500	24000	5 7/16"	12
			<b>S5125</b> ▲	LU100/D/MED	Coated	S54	2100	22	8800	24000	5 7/16"	20
			<b>S4375</b> ▲	SDW-100W/LV/D	Coated	S105	2700	85	4900	10000	5 7/16"	12
		PG12	<b>S4376</b> ▲	SDW-T/100W/LV	Clear	S105NZ	2700	85	5200	10000	5 7/8"	12
				Mog	<b>S1931</b>	LU100	Clear	S54	2100	22	9500	24000
	<b>S5126</b> ▲	LU100/D			Coated	S54	2100	22	8800	24000	7 3/4"	20

# HID Lamps

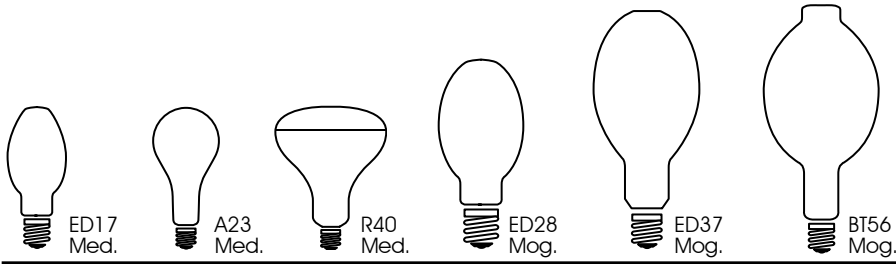


## HPS High Pressure Sodium Lamps 150w – 1000w

Nominal Watts	Bulb	Base	Satco Product Number	Lamp Code	Finish	ANSI Code	Kelvin Temp	CRI	Initial Lumens	Avg. Rated Hours	MOL	Carton
150		Med	S3129	LU150/55/MED	Clear	S55	2100	22	16000	24000	5 7/16"	12
			S5127 ▲	LU150/55/D/MED	Coated	S55	2100	22	14500	24000	5 11/16"	20
		Mog	S1932	LU150/55	Clear	S55	2100	22	16000	24000	7 3/4"	12
			S5128 ▲	LU150/55/D	Coated	S55	2100	22	14000	24000	7 3/4"	20
200		Mog	S5129 ▲	LU200/ECO	Clear	S66	2100	22	22000	24000	9 5/8"	20
250		Mog	S1940	LU250	Clear	S50	2100	22	28000	24000	9 5/8"	12
		Mog.	S5130 ▲	LU250/D	Coated	S50	2100	22	26000	24000	8 31/32"	10
310		Mog	S5131 ▲	LU310/ECO	Clear	S67	2100	22	37000	24000	9 5/8"	20
400		Mog	S1941	LU400	Clear	S51	2100	22	51000	24000	9 5/8"	12
		Mog.	S5132 ▲	LU400/D	Coated	S51	2100	22	47500	24000	11 1/2"	10
750		Mog	S5133 ▲	LU750	Clear	S111	2100	22	105000	24000	11 1/2"	6
1000		Mog	S5124 ▲	LU1000	Clear	S52	2100	22	130000	24000	15 1/16"	6

HID lamps

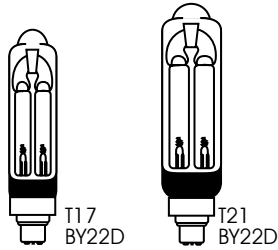










## Mercury Vapor Lamps 50w – 1000w

Nominal Watts	Bulb	Base	Satco Product Number	Lamp Code	Finish	ANSI Code	Kelvin Temp	CRI	Initial Lumens	Avg. Rated Hours	MOL	Carton	
50		Med	S4474	H46DL-40/50DX	Coated	H45/46	3900	50	1580	6000	5 1/8"	12	
			S4475	H43AV-75DX	Coated	H43	3900	50	2700	6000	5 7/16"	12	
100		Med	S1933	H38MP-100DX	Coated	H38	3900	50	4000	6000	5 7/16"	12	
				S4377	H38AV-100DX	Coated	H38	3900	50	4000	6000	5 7/16"	20
				S1935	H38JA-100DX	Coated	H38	3900	50	4000	10000	7 1/2"	12
				S4378	H38BP-100DX	Coated	H38	3900	50	2450	10000	7 1/2"	12
175		Mog	S1934	H39KC-175DX	Coated	H39	3900	50	7800	10000	8 1/4"	12	
			S1936	H39KB-175	Clear	H39	4500	20	7800	10000	8 1/4"	12	
		Med	S4394	H39BP-175DX	Coated	H39	3900	50	5700	24000	7 1/2"	12	
250		Mog	S1937	H37KC-250DX	Coated	H37	3900	50	11200	10000	8 1/4"	12	
			S4395	H37KB-250	Clear	H37	4500	20	11200	10000	8 5/16"	12	
400		Mog	S1938	H33GL-400DX	Coated	H33	3900	50	22600	10000	11 5/16"	12	
1000		Mog	S4396	H36GW-1000DX	Coated	H36	3900	50	58000	10000	15 3/8"	6	

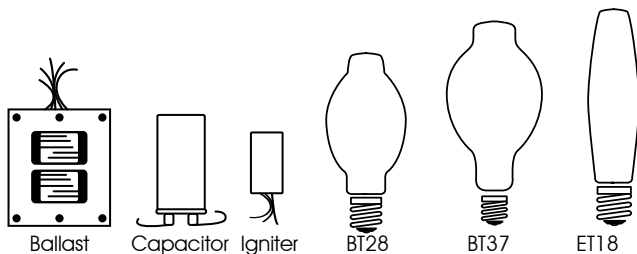
# HID Lamps



## SOX Low Pressure Sodium Lamps

Watts	Bulb	Base	Satco Product Number	Lamp Code	Finish	ANSI Code	Kelvin Temp	CRI	Initial Lumens	Burning Position	Avg. Rated Hours	MOL	Carton
18		BY22D	<b>S4870</b> ▲	SOX18	Clear	L69	1800	n/a	1800	BU +/- 110	16000	8 1/2"	12
35		BY22D	<b>S4871</b> ▲	SOX35	Clear	L70	1800	n/a	4500	BU +/- 110	16000	12 1/4"	12
55		BY22D	<b>S4872</b> ▲	SOX55	Clear	L71	1800	n/a	7300	BU +/- 110	16000	16 3/4"	12
90		BY22D	<b>S4873</b> ▲	SOX90	Clear	L72	1800	n/a	13500	HOR +/- 20	16000	20 13/16"	12
135		BY22D	<b>S4874</b> ▲	SOX135	Clear	L73	1800	n/a	22000	HOR +/- 20	16000	30 1/2"	12
180		BY22D	<b>S4875</b> ▲	SOX180	Clear	L74RF	1800	n/a	30000	HOR +/- 20	16000	44 3/32"	12

## HID Super5 Ballast Kits



## Metal Halide Ballast Kits With Lamp

Watts	Satco Code	Description	Ballast Ansi Code	Lamp Included	Lamp Ansi Code	Pack
175	<b>S4397</b> ▲	M175U/Lamp/Super5/BallastKit	M57 - H39	M175/U BT28	M57/E	1
250	<b>S4398</b> ▲	M250U/Lamp/Super5/BallastKit	M58 - H37	M250/U BT28	M58/E	1
400	<b>S4399</b> ▲	M400U/Lamp/Super5/BallastKit	M59 - H33	M400/U BT37	M59/S	1

MH Ballast Kits Include: 5 Tap Ballast (120/208/240/277/480)  
Plus: Mogul Base Clear Lamp / Capacitor / Mounting Brackets

## High Pressure Sodium (HPS) Ballast Kits With Lamp

Watts	Satco Code	Description	Ballast Ansi Code	Lamp Included	Lamp Ansi Code	Pack
250	<b>S4314</b> ▲	LU250/ECO/Lamp/Super5/BallastKit	S50	LU250/ECO	S50	1
400	<b>S4315</b> ▲	LU400/ECO/Lamp/Super5/BallastKit	S51	LU400/ECO	S51	1

HPS Ballast Kits Include: 5 Tap Ballast (120/208/240/277/480)  
Plus: Mogul Base Clear Lamp / Capacitor / Igniter / Mounting Brackets

## HID Notes

■ = Product by a manufacturer other than Satco

▲ = Product by one of the Primary lamp manufacturers

## ANSI Codes

All HID lamps and ballasts are identified by an ANSI code. The purpose of these codes are to make sure that the lamp from one manufacturer is properly matched to any other manufacturers ballast, therefore resulting in safe operation, and produce the designed light output. Especially with the increasing complexities of metal halide product offerings, it is very important that the ballast and lamp ANSI codes are matched before use. The most recent changes to the ANSI lamp codes have added the E, S, and O letter designations. For example, a 400 watt probe start metal halide lamp will have an ANSI code of M59/E, M59/S, or M59/O. This should be used only on a ballast with an ANSI code of M59.

E - Lamps must be used in enclosed luminaires which meet the requirements of UL1598.

S - Lamps are considered "suitable" for open luminaire operation, only if operated in the vertical  $\pm 15^\circ$  position. Lamps do not meet ANSI criteria for containment and must be turned off at least once per week for a minimum of 15 minutes if operated continuously. In addition these lamps must be group relamped before reaching rated lamp life.

O - Lamps can be operated in open or enclosed luminaires within the manufacturer's specified operating position limits. This type meets the ANSI criteria for containment rated operation. Special exclusionary sockets are available for these lamps to ensure that the wrong lamp type is not used.

## Rated Life

The rated life of metal halide lamps is based on the point when 50% of the lamps have burned out, based on a burn cycle of 10 hours per start. Various operating conditions affect lamp life. One key factor is operating position. Lamps designated universal can be operated in any position. However, life expectancy and lumen output are sacrificed in certain positions. Published "rated life" for universal lamps is based on operation in the vertical position. "Rated life" for universal lamps operated horizontally is 75% of the published rating. Shorter operating cycles also severely reduce life. At operating cycles shorter than 10 hours per start, life will shorten as follows:

5 hrs per start: Life is approx. 75% of rating  
2.5 hrs per start: Life is approx. 55% of rating

## Initial Lumen Listings

Rated initial lumens are based on measurements at 100 hours of use, and are based on specified burning position. The measures listed for universal position lamps are based on a vertical burning position; horizontal usage decreases the output by 25 to 30%. For specifics on any particular lamp, call Satco customer service (800-43-SATCO).



## Safety Warnings

It is the responsibility of the purchaser to read all safety warnings on the lamp package before use. For more information, call Satco customer service (800-43-SATCO).

## Steps to choosing the correct Metal Halide lamp.

- 1) Determine the correct wattage.
- 2) Determine the base.
- 3) Choose the shape. ED and BT style lamps are generally interchangeable
- 4) Determine the correct size, some wattages come in multiple sizes. For example, 400w lamps are standard ED37, but are also commonly available in an ED28 compact envelope.
- 5) Determine burning position, BU, BD, Vertical, Horizontal, or Universal.
- 6) Determine Pulse Start, or Probe Start. Pulse Start is standard on lower wattage lamps, (39 through 150 watts). Probe Start is standard on higher wattage lamps, (175 through 1500 watts), however Pulse Start technology is being used more and more on the higher wattages.
- 7) Determine whether the project is calling for the newer Ceramic Arc tube lamps. These lamps offer higher color rendering, and Lumen Output than the more traditional Quartz Arc tube lamps.
- 8) Determine whether fixture requires an Open Rated (Protected) lamp, or an Enclose Rated lamp.
- 9) All Metal Halide lamps and ballasts are identified with an ANSI code. It is best to make sure that the ANSI code matches between the ballast and lamp.

## **Measured vs Perceived Light Levels of HID Lamp**

Studies on nighttime visibility demonstrate experimentally that the human eyes is sensitive to different colors of light based on various lighting levels, thus impacting the "true" or "effective" lumen output of a lamp. Recent research shows that the color of a light source has a significant effect on nighttime visibility, which is important since most road accidents happen at night. It is also well known that the eye responds to color differently based on the amount of light available.

While lumens are the standard measurement of light output, light is actually defined as energy evaluated by the eye. Standard lumen measurements are based on the light output response of a person only during high light levels (photopic light), typical of daylight and interior lighting. Light meters measure photopic light as seen by the central region of the eye. When light levels are very low, like starlight, the viewing conditions are referred to as scotopic. Under these conditions, the eyes visual response changes dramatically. Sensitivity to yellow and red light is greatly reduced, while response to blue light is vastly increased. Since lamp lumen measurements have been determined using photopic measurements, the lumen values do not accurately measure the effective light output as perceived by the human eye.

Since the value of a lamp's lumen output is different when considering the shifting color sensitivity of the eye at low levels, the effective lumens will be different from the measurable photopic lumens. As light diminishes from photopic to scotopic conditions, the effective lumens of yellow sodium light sources are reduced, and the effective lumens of the whiter metal halide sources increase. This effect is most dramatic for low pressure sodium (SOX) lamps. Almost all energy output from SOX lamps is yellow, resulting in an artificially high photopic lumen output, yet a very low perceived light output in low light level applications.

Typical metal halide lamps have strong light output in the blue, green and yellow areas, resulting in high lumen output at all light levels. The blue light output of metal halide is in the high sensitivity region of the eye for low light levels. This means that the effective lumens actually increase for a metal halide lamp as the light level reduces and the eye shifts to a blue/green peak sensitivity. The ability to detect fine contrast is also significantly better under metal halide sources than sodium, making it a more effective light source in warehouse and retail applications. Studies have shown that metal halide lighting, in some circumstances, can be up to six times as effective as HPS. This can make a difference in peripheral viewing and dark areas where hidden hazards may be present.

## **Metal Halide 2005 NEC Changes**

The 2005 update to the National Electrical Code (NEC) includes two changes that affect the manufacture and installation of metal halide luminaires. Both changes address methods for preventing risk when metal halide lamps are used.

The purpose of these changes is to prevent possible injury and property damage. Metal halide lamps can explode, shooting hot glass out of the luminaire, or fixture. In an open luminaire - one that does not have a lens - this can result in a fire, personal injury, and property damage. Although violent failure is a rare occurrence (about three incidents per year), the NEC has included these changes to help eliminate the hazard.

In sports facilities, particularly in schools, athletic activity can break the outer jacket of a metal halide lamp used in an open luminaire. When this happens, the arc tube can continue to operate with a damaged or missing outer jacket. This leads to reports of UV over-exposure, including sunburn and a burning sensation around the eyes. The NEC change requires complete lamp enclosure in these facilities, which will provide mechanical protection to reduce the possibility of damage to the outer lamp jacket.

## **NEC changes for open luminaires**

The NEC change regarding open luminaires is the new section 410.73(F)(5) that states, "Metal Halide Lamp Containment. Luminaires (fixtures) that use a metal halide lamp other than a thick-glass parabolic reflector lamp (PAR) shall be provided with a containment barrier that encloses the lamp, or shall be provided with a physical means that only allows the use of a lamp that is Type O."



Therefore, to meet the 2005 NEC requirements, luminaires that use metal halide lamps must either:

- Be enclosed to provide a containment barrier.
- Use a special lampholder that will only accept an ANSI Type O rated metal halide lamp.

## **NEC 2005 changes for sporting facilities**

The NEC change regarding open luminaires is the new section 410.4(E) that states, "Luminaires (fixtures) subject to physical damage, using a mercury vapor or metal halide lamp, installed in playing and spectator seating areas of indoor sports, mixed-use, or all-purpose facilities shall be of the type that protects the lamp with a glass or plastic lens. Such luminaires (fixtures) shall be permitted to have an additional guard."

# LED





# LED Basics

## What is LED?

A Light Emitting Diode (LED) is a semiconductor, consisting of a chip that produces light when an electrical current flows into it.

High power LED chips are used to create a broad variety of products providing lighting choices for every application. Our SATCO LED lamps are developed by incorporating high efficiency LEDs into a lamp shaped housing using precise thermal management and featuring an internationally patented technology to operate.

With an exceptionally long rated lifetime, SATCO Products offers LED lamps that are ideal for use in recessed downlighting applications.

## Essential Components


### LED Chip

A small semiconductor constructed onto a layer of heat-conducting material that is generally covered with a lens.



### Heat Sink

Thermally conductive aluminum material which provides the extremely important task of heat transference.



### Driver

The fundamental role of the driver is to maintain the voltage/current into the LED, similar to the way a ballast operates a fluorescent lamp.



### Optics

Standard reflectors lose about 50% of their light output within the fixture whereas an LED delivers all the light to where it's designed to go.



## Features and Benefits:

- **Sustainable** – Reduces energy use up to 80% when compared to standard incandescent lamps.

- **Long Life** – Average LED life lasts up to 50,000 hours, 30 times longer the equivalent.

- **Mercury and Lead Free** – There are no hazardous substances in the LED lamp, so there are no recycling or disposal issues.

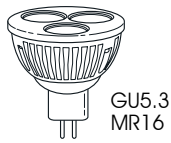
- **Maximum Color Consistency** – Correlated Color Temperature (CCT) is tightly controlled through a binning process, which allows for a maintained color and light output throughout the lamp life.

- **Safe Light** – LEDs do not emit ultraviolet or infra-red light so it's harmless to objects being illuminated.

- **Less Heat Produced** – Reduces cooling costs resulting in increased energy savings.

- **SATCO Provides Options** – Most products are offered in both 3200K and 5500K with beam spreads of 25 and 40 degrees.

# LED Lamps



## LED GU5.3 MR16 Lamp

Watts	Bulb	Base	Satco Product Number	Lamp Code	Volts	CCT	MOD Inches	MOL Inches	Beam	Lumens	Avg Rated Hours	Pkg Type	In. Pck / Mst. Pck	Notes
3.6	MR16	GU5.3	S8781	3.6W/MR16/LED/18°/3000K/12V	12	3000K	1.97"	1.75"	18°	115	50000	Box	6/24	1
			S8782	3.6W/MR16/LED/18°/5000K/12V	12	5000K	1.97"	1.75"	18°	175	50000	Box	6/24	1



### Specifications

Parameter	Unit	Specification	
Color Temperature	K	3000K	5000K
Beam Angle	deg.	18°	18°
Power Consumption	W	3.6	
Operating Voltage	V	AC12	
Luminous Flux	lm	115	170
Life Time	Hrs.	50000	
Dimensions	inch	Ø1.97" W x 1.75" H	
Base		GU5.3	
Color Rendering Index	Ra	75	
Item No.		S8781	S8782

### Illumination

Throw Distance	3000K - 18°		5000K - 18°	
	Beam width	Luminance (lux)	Beam width	Luminance (lux)
3.5 Ft.	2.72 Ft.	495	2.72 Ft.	825
6.5 Ft.	3.94 Ft.	154	3.94 Ft.	245
9.8 Ft.	5.71 Ft.	69	5.71 Ft.	101

## LED GU5.3 MR16 Lamp

Watts	Bulb	Base	Satco Product Number	Lamp Code	Volts	CCT	MOD Inches	MOL Inches	Beam	Lumens	Avg Rated Hours	Pkg Type	In. Pck / Mst. Pck	Notes
4	MR16	GU5.3	S8701	4W/MR16/LED/30°/3200K/12V	12	3200K	1.97"	1.75"	30°	195	50000	Box	6/24	1
			S8702	4W/MR16/LED/30°/6500K/12V	12	6500K	1.97"	1.75"	30°	225	50000	Box	6/24	1
			S8703	4W/MR16/LED/40°/3200K/12V	12	3200K	1.97"	1.75"	40°	195	50000	Box	6/24	1
			S8704	4W/MR16/LED/40°/6500K/12V	12	6500K	1.97"	1.75"	40°	225	50000	Box	6/24	1



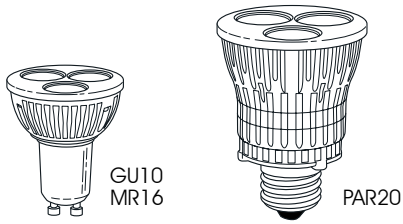
### Specifications

Parameter	Unit	Specification			
Color Temperature	K	3200K		6500K	
Beam Angle	deg.	30°	40°	30°	40°
Power Consumption	W	3.8			
Operating Voltage*	V	AC12			
Luminous Flux	lm	195	195	225	225
Life Time	Hrs.	50000			
Dimensions	inch	Ø1.97" W x 1.75" H			
Base		GU5.3			
Color Rendering Index	Ra	83		76	
Item No.		S8701	S8703	S8702	S8704

### Illumination

Throw Distance	6500K - 30°		3200K - 30°		6500K - 40°		3200K - 40°	
	Beam width	Luminance (lux)	Beam width	Luminance (lux)	Beam width	Luminance (lux)	Beam width	Luminance (lux)
3.5 Ft.	0.95 Ft.	4494	0.95 Ft.	3695	2.46 Ft.	132	2.46 Ft.	91
6.5 Ft.	1.34 Ft.	1174	1.34 Ft.	899	3.44 Ft.	36	3.44 Ft.	24
9.8 Ft.	2.06 Ft.	524	2.06 Ft.	399	4.26 Ft.	15	4.26 Ft.	10





## LED GU10 MR16 Lamp

Watts	Bulb	Base	Satco Product Number	Lamp Code	Volts	CCT	MOD Inches	MOL Inches	Beam	Lumens	Avg Rated Hours	Pkg Type	In. Pck / Mst. Pck	Notes
4	MR16	GU10	S8721	4W/MR16/LED/30°/3200K/120V/GU10	120	3200K	1.97"	2.96"	30°	175	50000	Box	6/24	
			S8722	4W/MR16/LED/30°/6500K/120V/GU10	120	6500K	1.97"	2.96"	30°	200	50000	Box	6/24	
			S8723	4W/MR16/LED/40°/3200K/120V/GU10	120	3200K	1.97"	2.96"	40°	175	50000	Box	6/24	
			S8724	4W/MR16/LED/40°/6500K/120V/GU10	120	6500K	1.97"	2.96"	40°	200	50000	Box	6/24	

### Specifications

Parameter	Unit	Specification			
Color Temperature	K	3200K		6500K	
Beam Angle	deg.	30°	40°	30°	40°
Power Consumption	W	3.8			
Operating Voltage	V	120			
Luminous Flux	lm	175	175	200	200
Life Time	Hrs.	50000			
Dimensions	inch	Ø1.97" W x 2.96" H			
Base		GU10			
Color Rendering Index	Ra	83		76	
Item No.		S8721	S8723	S8722	S8724

### Illumination

Throw Distance	6500K-30°		3200K-30°		6500K-40°		3200K-40°	
	Beam width	Luminance (lux)	Beam width	Luminance (lux)	Beam width	Luminance (lux)	Beam width	Luminance (lux)
3.5 Ft.	0.95 Ft.	4494	0.95 Ft.	3595	2.46 Ft.	132	2.46 Ft.	91
6.5 Ft.	1.34 Ft.	1174	1.34 Ft.	899	3.44 Ft.	36	3.44 Ft.	24
9.8 Ft.	2.06 Ft.	524	2.06 Ft.	399	4.26 Ft.	15	4.26 Ft.	10

## LED PAR20 Lamp

Watts	Bulb	Base	Satco Product Number	Lamp Code	Volts	CCT	MOD Inches	MOL Inches	Beam	Lumens	Avg Rated Hours	Pkg Type	In. Pck / Mst. Pck	Notes
7	PAR20	E26	S8731	7W/PAR20/LED/25°/3200K/120V	120	3200K	2.50"	3.50"	25°	225	50000	Box	6/24	
			S8732	7W/PAR20/LED/25°/6500K/120V	120	6500K	2.50"	3.50"	25°	275	50000	Box	6/24	
			S8733	7W/PAR20/LED/40°/3200K/120V	120	3200K	2.50"	3.50"	40°	225	50000	Box	6/24	
			S8734	7W/PAR20/LED/40°/6500K/120V	120	6500K	2.50"	3.50"	40°	275	50000	Box	6/24	

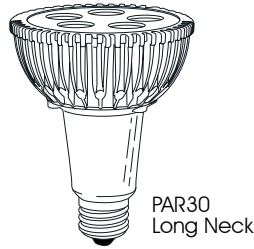
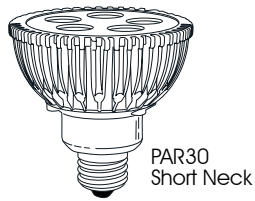
### Specifications

Parameter	Unit	Specification			
Color Temperature	K	3200K		6500K	
Beam Angle	deg.	25°	40°	25°	40°
Power Consumption	W	7			
Operating Voltage	V	120			
Luminous Flux	lm	225	225	275	275
Life Time	Hrs.	50000			
Dimensions	inch	Ø2.50" W x 3.50" H			
Base		E26			
Color Rendering Index	Ra	83		76	
Item No.		S8731	S8733	S8732	S8734

### Illumination

Throw Distance	6500K-25°		3200K-25°		6500K-40°		3200K-40°	
	Beam width	Luminance (lux)	Beam width	Luminance (lux)	Beam width	Luminance (lux)	Beam width	Luminance (lux)
3.5 Ft.	0.95 Ft.	4494	0.95 Ft.	3595	1.73 Ft.	2830	1.73 Ft.	1870
6.5 Ft.	1.34 Ft.	1174	1.34 Ft.	899	2.20 Ft.	710	2.20 Ft.	470
9.8 Ft.	2.06 Ft.	524	2.06 Ft.	399	2.95 Ft.	315	2.95 Ft.	210

# LED Lamps



## LED PAR30 Short Neck

Watts	Bulb	Base	Satco Product Number	Lamp Code	Volts	CCT	MOD Inches	MOL Inches	Beam	Lu-mens	Avg Rated Hours	Pkg Type	In. Pck / Mst. Pck	Notes
13	PAR30 SN	E26	S8741	13W/PAR30/LED/25°/3200K/120V	120	3200K	3.70"	3.75"	25°	555	50000	Box	6/24	
			S8742	13W/PAR30/LED/25°/6500K/120V	120	6500K	3.70"	3.75"	25°	640	50000	Box	6/24	
			S8743	13W/PAR30/LED/40°/3200K/120V	120	3200K	3.70"	3.75"	40°	555	50000	Box	6/24	
			S8744	13W/PAR30/LED/40°/6500K/120V	120	6500K	3.70"	3.75"	40°	640	50000	Box	6/24	



### Specifications

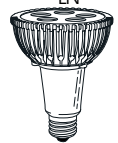
Parameter	Unit	Specification			
Color Temperature	K	3200K		6500K	
Beam Angle	deg.	25°	40°	25°	40°
Power Consumption	W	13			
Operating Voltage	V	120			
Luminous Flux	lm	555	555	640	640
Life Time	Hrs.	50000			
Dimensions	inch	Ø3.70" W x 3.75" H			
Base		E26			
Color Rendering Index	Ra	83		76	
Item No.		S8741	S8743	S8742	S8744

### Illumination

Throw Distance	6500K-25°		3200K-25°		6500K-40°		3200K-40°	
	Beam width	Luminance (lux)	Beam width	Luminance (lux)	Beam width	Luminance (lux)	Beam width	Luminance (lux)
3.5 Ft.	1.57 Ft.	8237	1.57 Ft.	6739	2.40 Ft.	1060	2.40 Ft.	960
6.5 Ft.	2.46 Ft.	2982	2.46 Ft.	1689	3.50 Ft.	263	3.50 Ft.	250
9.8 Ft.	2.95 Ft.	923	2.95 Ft.	749	4.26 Ft.	118	4.26 Ft.	107

## LED PAR30 Long Neck

Watts	Bulb	Base	Satco Product Number	Lamp Code	Volts	CCT	MOD Inches	MOL Inches	Beam	Lu-mens	Avg Rated Hours	Pkg Type	In. Pck / Mst. Pck	Notes
13	PAR30 LN	E26	S8771	13W/PAR30/LN/LED/25°/3200K/120V	120	3200K	3.70"	4.50"	25°	555	50000	Box	6/24	
			S8772	13W/PAR30/LN/LED/25°/6500K/120V	120	6500K	3.70"	4.50"	25°	640	50000	Box	6/24	
			S8773	13W/PAR30/LN/LED/40°/3200K/120V	120	3200K	3.70"	4.50"	40°	555	50000	Box	6/24	
			S8774	13W/PAR30/LN/LED/40°/6500K/120V	120	6500K	3.70"	4.50"	40°	640	50000	Box	6/24	

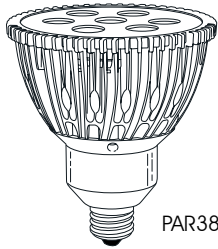


### Specifications

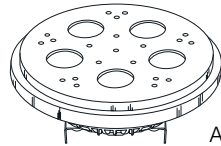
Parameter	Unit	Specification			
Color Temperature	K	3200K		6500K	
Beam Angle	deg.	25°	40°	25°	40°
Power Consumption	W	13			
Operating Voltage	V	120			
Luminous Flux	lm	555	555	640	640
Life Time	Hrs.	50000			
Dimensions	inch	Ø3.70" W x 4.50" H			
Base		E26			
Color Rendering Index	Ra	83		76	
Item No.		S8771	S8773	S8772	S8774

### Illumination

Throw Distance	6500K-25°		3200K-25°		6500K-40°		3200K-40°	
	Beam width	Luminance (lux)	Beam width	Luminance (lux)	Beam width	Luminance (lux)	Beam width	Luminance (lux)
3.5 Ft.	1.57 Ft.	8237	1.57 Ft.	6739	2.40 Ft.	1060	2.40 Ft.	960
6.5 Ft.	2.46 Ft.	2982	2.46 Ft.	1689	3.50 Ft.	263	3.50 Ft.	250
9.8 Ft.	2.95 Ft.	923	2.95 Ft.	749	4.26 Ft.	118	4.26 Ft.	107



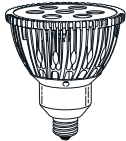
PAR38



AR111

## LED PAR38 Lamp

Watts	Bulb	Base	Satco Product Number	Lamp Code	Volts	CCT	MOD Inches	MOL Inches	Beam	Lu- mens	Avg Rated Hours	Pkg Type	In. Pck / Mst. Pck	Notes
17	PAR38	E26	S8751	17W/PAR38/LED/25°/3200K/120V	120	3200K	4.76"	5.46"	25°	760	50000	Box	6/24	
			S8752	17W/PAR38/LED/25°/6500K/120V	120	6500K	4.76"	5.46"	25°	850	50000	Box	6/24	
			S8753	17W/PAR38/LED/40°/3200K/120V	120	3200K	4.76"	5.46"	40°	760	50000	Box	6/24	
			S8754	17W/PAR38/LED/40°/6500K/120V	120	6500K	4.76"	5.46"	40°	850	50000	Box	6/24	



### Specifications

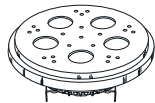
Parameter	Unit	Specification			
Color Temperature	K	3200K		6500K	
Beam Angle	deg.	25°	40°	25°	40°
Power Consumption	W	17			
Operating Voltage	V	120			
Luminous Flux	lm	760	760	850	850
Life Time	Hrs.	50000			
Dimensions	inch	Ø4.76" W x 5.46" H			
Base		E26			
Color Rendering Index	Ra	83		76	
Item No.		S8751	S8753	S8752	S8754

### Illumination

Throw Distance	6500K-25°		3200K-25°		6500K-40°		3200K-40°	
	Beam width	Luminance (lux)	Beam width	Luminance (lux)	Beam width	Luminance (lux)	Beam width	Luminance (lux)
3.5 Ft.	1.48 Ft.	10517	1.48 Ft.	8605	2.00 Ft.	7650	2.00 Ft.	5875
6.5 Ft.	2.46 Ft.	2726	2.46 Ft.	2151	2.79 Ft.	1920	2.79 Ft.	1500
9.8 Ft.	3.11 Ft.	1257	3.11 Ft.	956	3.83 Ft.	850	3.83 Ft.	650

## LED AR111 Lamp

Watts	Bulb	Base	Satco Product Number	Lamp Code	Volts	CCT	MOD Inches	MOL Inches	Beam	Lu- mens	Avg Rated Hours	Pkg Type	In. Pck / Mst. Pck	Notes
11	AR111	G53	S8761	11W/AR111/LED/25°/3200K/12V	12	3200K	4.37"	2.08"	25°	500	50000	Box	6/24	
			S8762	11W/AR111/LED/25°/6500K/12V	12	6500K	4.37"	2.08"	25°	620	50000	Box	6/24	
			S8763	11W/AR111/LED/40°/3200K/12V	12	3200K	4.37"	2.08"	40°	500	50000	Box	6/24	
			S8764	11W/AR111/LED/40°/6500K/12V	12	6500K	4.37"	2.08"	40°	620	50000	Box	6/24	




### Specifications

Parameter	Unit	Specification			
Color Temperature	K	3200K		6500K	
Beam Angle	deg.	25°	40°	25°	40°
Power Consumption	W	11			
Operating Voltage	V	12			
Luminous Flux	lm	500	500	620	620
Life Time	Hrs.	50000			
Dimensions	inch	Ø4.37" W x 2.08" H			
Base		G53			
Color Rendering Index	Ra	83		76	
Item No.		S8761	S8763	S8762	S8764

### Illumination

Throw Distance	6500K-25°		3200K-25°		6500K-40°		3200K-40°	
	Beam width	Luminance (lux)	Beam width	Luminance (lux)	Beam width	Luminance (lux)	Beam width	Luminance (lux)
3.5 Ft.	0.98 Ft.	9312	0.98 Ft.	7449	1.47 Ft.	2780	1.47 Ft.	1810
6.5 Ft.	1.47 Ft.	2324	1.47 Ft.	1863	2.23 Ft.	700	2.23 Ft.	460
9.8 Ft.	2.29 Ft.	1048	2.29 Ft.	828	2.72 Ft.	310	3.83 Ft.	200

# LED Lamps



## LED G25 Globe

Watts	Bulb	Base	Satco Product Number	Lamp Code	Volts	CCT	MOD Inches	MOL Inches	Beam	Lu-mens	Avg Rated Hours	Pkg Type	In. Pck / Mst. Pck	Notes
7	G25 Globe	E26	S8783	7W/LED/G25/GLOBE/3000K/120V	120	3000K	3.15"	4.25"	0°	150	25000	Box	6/24	1
			S8784	7W/LED/G25/GLOBE/5000K/120V	120	5000K	3.15"	4.25"	0°	200	25000	Box	6/24	1



### Specifications

Parameter	Unit	Specification	
Color Temperature	K	3000K	5000K
Beam Angle	deg.	0°	0°
Power Consumption	W	7	
Operating Voltage	V	120	
Luminous Flux	lm	150	200
Life Time	Hrs.	25000	
Dimensions	inch	Ø3.15" W x 4.25" H	
Base		E26	
Color Rendering Index	Ra	75	
Item No.		<b>S8783</b>	<b>S8784</b>

## LED Lamp Facts

### SATCO LED Reflector Lamp Safety Notices:

- Satco LED reflector lamps operate at optimal performance levels of life and lumen output when the lamp is used in an environment with an ambient temperature of 25 degrees Celsius / 77 degrees Fahrenheit.
- These devices are intended for indoor use and should be operated in weather protected fixtures. They should not be used in any application where they would be exposed to water.
- These devices are not suitable for totally recessed / sealed fixtures.
- The Satco High Power Chip LED lamps should not be used with dimmers.
- The low volt MR16 LED lamps should only be used on magnetic transformers.


### SATCO LED Reflector Lamp Product Information:

- Lumens will vary depending on the correlated color temperature (CCT) and the color rendering index (CRI). Higher CRI levels are created by adding phosphor, which reduces lumen output. Conversely, higher lumens can be achieved through higher CCT, which requires less phosphor.
- The life of the LED lamp is dependent on the quality of the components used to manufacture the complete device. The thermal management process used is the primary factor in achieving life of 30,000 to 50,000 hrs.
- All LED lamps must have UL certifications to provide assurance that the devices are safe.

### Warranty:

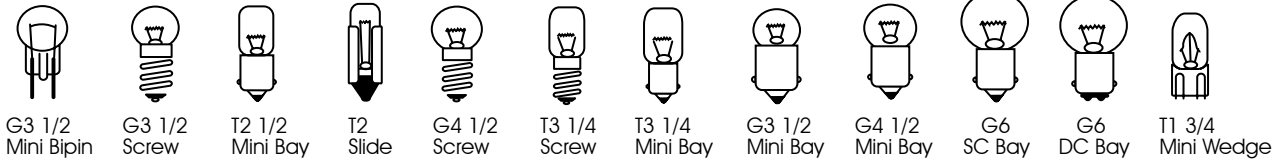
- The limited warranty extended by SATCO Products, Inc. with respect to the High Power Chip LED lighting products, when delivered in new condition and in its original package, is warranted against defects in material and workmanship for a period of 3 years from the original date of purchase. The warranty is void if the product is not used for the intention which it was manufactured as noted above.
- Warranty does not apply to the following item numbers: S8781, S8782, S8783 and S8784.

# Miniatures & Sealed Beams





# Miniatures & Sealed Beams



	Satco Product Number	Lamp Number	Lamp Shape	Lamp Base	Design Voltage	Design Amps	MSCP	Approx Watts	Filament	MOL Inches	MOD Inches	Avg Rated Hours	Pkg Type	Ctn.	Notes
	S6929	10	G3 1/2	Mini Bipin	2.5	0.5	0.5	1.25	C-6	0.94	0.43	3000	SL/10	10	
	S6930	12	G3 1/2	Mini Bipin	6.3	0.15	0.35	0.95	C-6	0.94	0.43	5000	SL/10	10	
	S6931	14	G3 1/2	Mini Screw	2.47	0.3	0.5	0.074	C-2R	0.94	0.43	15	SL/10	10	
	S6932	19	G3 1/2	Mini Bipin	14.4	0.1	0.9	1.44	C-6	0.94	0.43	1000	SL/10	10	
	E24MB	24MB	T2 1/2	Mini Bay	24	0.073	0.5	1.68	C-2F	1.19	0.33	10000	SL/10	10	
	S6904	24PSB5	T2	Slide	24	0.073	3000EFC	1.75	C-2F	1.11	0.27	10000	SL/10	10	
	E/27	27	G4 1/2	Mini Screw	4.9	0.3	1.4	1.47	C-2R	1.07	0.59	30	SL/10	10	
	E28MB	28MB	T2 1/2	Mini Bay	28	0.04	0.29	1.4	C-2F	1.19	0.33	5000	SL/10	10	
	E/31	31	G4 1/2	Mini Screw	6.15	0.3	2	1.85	C-2R	1.07	0.59	15	SL/10	10	
	S6908	40	T3 1/4	Mini Screw	6.3	0.15	0.52	0.95	C-2R	1.19	0.43	3000	SL/10	10	
	S6909	41	T3 1/4	Mini Screw	2.5	0.5	0.5	1.25	C-2R	1.19	0.43	3000	SL/10	10	
	S6910	44	T3 1/4	Mini Bay	6.3	0.25	0.9	1.58	C-2R	1.19	0.43	3000	SL/10	10	
	S6911	46	T3 1/4	Mini Screw	6.3	0.25	0.9	1.58	C-2R	1.19	0.43	3000	SL/10	10	
	S6912	47	T3 1/4	Mini Bay	6.3	0.15	0.5	0.95	C-2R	1.19	0.43	3000	SL/10	10	
	S6913	48	T3 1/4	Mini Screw	2	0.06	0.04	0.12	C-6	1.19	0.43	1000	SL/10	10	
	S6933	51	G3 1/2	Mini Bay	7.5	0.22	1	1.65	C-2R	1.19	0.43	1000	SL/10	10	
	S6934	53	G3 1/2	Mini Bay	14.4	0.12	1	1.73	C-2V	0.94	0.43	1000	SL/10	10	
	S7835	55	G4 1/2	Mini Bay	7	0.41	2	2.87	C-2R	1.07	0.59	200	SL/10	10	
	S6935	57	G4 1/2	Mini Bay	14	0.24	2	3.36	C-2V	1.07	0.59	500	SL/10	10	
	S6946	63	G6	SC Bay	7	0.63	3	4.41	C-6	1.44	0.75	1000	SL/10	10	
	E/64	64	G6	DC Bay	7	0.63	3	4.41	C-6	1.44	0.75	1000	SL/10	10	
	S6947	67	G6	SC Bay	13.5	0.59	4	7.97	C-6	1.44	0.75	5000	SL/10	10	
	E/68	68	G6	DC Bay	13.5	0.59	4	7.97	C-6	1.44	0.75	5000	SL/10	10	
	S6900	73	T1 3/4	Sub Mini Wedge	14	0.8	0.3	1.12	C-2F	0.8	0.23	15000	SL/10	10	

miniatures & sealed beams

# Fluorescent Ballasts





00.00.02  
00.00.03  
00.00.04  
00.00.05  
00.00.06



00.00.19  
00.00.20  
00.00.21  
00.00.22  
00.00.23  
00.00.24  
00.00.25  
00.00.26

## Electronic Ballasts

### T2 Rapid Start FM Dedicated Voltage Ballasts

Primary Lamp Type	No of Lamps	Input Voltage	Satco Product Number	Ballast Code	Wiring Method	Master
FM6 or FM8	1	120	<b>Y49735</b>	QT1X6-8FM/120	Wiretap Connectors	50
FM11 or FM13	1	120	<b>Y49736</b>	QT1X11-13FM/120	Wiretap Connectors	50

### T5 Programmed Start, < 10% THD, Universal Voltage Ballasts

Primary Lamp Type	No of Lamps	Input Voltage	Satco Product Number	Ballast Code	Wiring Method	Master
<b>FP28T5</b>	1	120/277	<b>S5221</b>	QTP1X28T5/UNIV/PSN/NL	Wiretap Connectors	20
	2	120/277	<b>S5222</b>	QTP2X28T5/UNIV/PSN/NL	Wiretap Connectors	20
Listed for: FP14, FP21, FP28, FP35 Lamp(s)						

### T5HO Programmed Start, < 10% THD, Universal Voltage Ballasts

Primary Lamp Type	No of Lamps	Input Voltage	Satco Product Number	Ballast Code	Wiring Method	Master
<b>FP24T5</b>	1	120/277	<b>S5214</b>	QTP1X39/24T5HO/UNIV/PSN/NL	Wiretap Connectors	20
	2	120/277	<b>S5215</b>	QTP2X39/24T5HO/UNIV/PSN/NL	Wiretap Connectors	20
Listed for: FPC22T5, FPC24T5HO, FT24DL, CF24DF, FT36DL, FP39T5HO, FPC40T5 Lamp(s)						
<b>FP54T5</b>	1	120/277	<b>S5218</b>	QTP1X54T5HO/UNIV/PSN/NL	Wiretap Connectors	20
	2	120/277	<b>S5219</b>	QTP2X54T5HO/UNIV/PSN/NL	Wiretap Connectors	20
	3 OR 4	120/277	<b>Y49160</b>	QTP4X54T5HO/UNIV/PSN/NL	Wiretap Connectors	20
Listed for: FP54T5/HO, FT55DL, FPC55 Lamp(s)						
<b>FP80T5</b>	1	120/277	<b>S5220</b>	QTP1X80T5HO/UNIV/PSN/NL	Wiretap Connectors	20
Listed for: FP54T5/HO, FT80DL Lamp(s)						

## Electronic Ballasts

### T8 Instant Start, Professional < 10% THD, Universal Voltage Ballasts

Primary Lamp Type	No of Lamps	Input Voltage	Satco Product Number	Ballast Code	Wiring Method	Master
<b>F32T8</b>	1	120/277	<b>S5207</b>	QTP1X32T8/UNIV/ISN/SC	Leads	10
	2	120/277	<b>S5208</b>	QTP2X32T8/UNIV/ISN/SC	Leads	10
	3	120/277	<b>S5209</b>	QTP3X32T8/UNIV/ISN/SC	Leads	10
	4	120/277	<b>S5210</b>	QTP4X32T8/UNIV/ISN/SC	Leads	10
Listed for: FBO16, FO17, FBO24, FO25, FBO31, FO32, FO40 & SS Equivalents						
Can operate 1 lamp on 2 lamp ballast, 2 lamps on 3 lamp ballast, 3 lamps on 4 lamp ballast						
For 40T8 operation use 1 lamp on 2 lamp ballast, 2 lamps on 3 lamp ballast, 3 lamps on 4 lamp ballast						

### T8 Instant Start, Professional < 10% THD, Universal Voltage Ballasts

Primary Lamp Type	No of Lamps	Input Voltage	Satco Product Number	Ballast Code	Wiring Method	Master
<b>F32T8</b>	1	120/277	<b>S5286</b>	QTP1X32T8/UNIV/PSN/TC	Leads	10
	2	120/277	<b>S5287</b>	QTP2X32T8/UNIV/PSN/TC	Leads	10
	3	120/277	<b>S5288</b>	QTP3X32T8/UNIV/PSN/TC	Leads	10
	4	120/277	<b>S5289</b>	QTP4X32T8/UNIV/PSN/TC	Leads	10
Listed for: FBO16, FO17, FBO24, FO25, FBO31, FO32, FO40 & SS Equivalents						
Can operate 1 lamp on 2 lamp ballast, 2 lamps on 3 lamp ballast, 3 lamps on 4 lamp ballast						
For 40T8 operation use 1 lamp on 2 lamp ballast, 2 lamps on 3 lamp ballast, 3 lamps on 4 lamp ballast						

### T8 Instant Start, Professional < 10% THD, Universal Voltage Ballasts

Primary Lamp Type	No of Lamps	Input Voltage	Satco Product Number	Ballast Code	Wiring Method	Master
<b>F96T8</b>	1	120/277	<b>S5213</b>	QT2X59T8/UNIV/ISN/SC	Leads	10
Listed for: FO96T8 & SS Equivalents						
Can operate 1 lamp on 2 lamp ballast						

## Electronic Ballasts

### T12 Instant Start, Professional < 10% THD

Primary Lamp Type	No of Lamps	Input Voltage	Satco Product Number	Ballast Code	Wiring Method	Master
<b>F40T12</b>	2	120/277	<b>S5260</b>	QT2X40T12/UNIV/RSN B	Leads	20
	3	120	<b>S5262</b>	QT3X40T12/120/RSN B	Leads	20
	3	277	<b>S5263</b>	QT3X40T12/277/RSN B	Leads	20
Listed for: F34T12, FB34T12, F40T12, FB40T12, F40T10 Lamp(s)						

### FT40DL Instant Start, < 10% THD, Universal Voltage Ballasts

Primary Lamp Type	No of Lamps	Input Voltage	Satco Product Number	Ballast Code	Wiring Method	Master
<b>FT40</b>	1	120/277	<b>Y49428</b>	QHE1X40DL/UNIV ISN-SC	Leads	10
	2	120/277	<b>Y49429</b>	QHE2X40DL/UNIV ISN-SC	Leads	10
	3	120/277	<b>Y49430</b>	QHE3X40DL/UNIV ISN-SC	Leads	10
Listed for: FT40DL/28W/SS/IS						

### Circline Instant Start, < 10% THD, Dedicated Voltage Ballasts

Primary Lamp Type	No of Lamps	Input Voltage	Satco Product Number	Ballast Code	Wiring Method	Master
<b>FC8</b>	1	120	<b>S5296</b>	MB1X22/120/W SOCKET	Leads & Socket	60
<b>FC12/FC16/FC30</b>	1	120	<b>S5297</b>	LC12014TW/ SOCKET	Leads & Socket	48
<b>FC8 &amp; FC12</b>	2	120	<b>S5298</b>	MB1X22&32/W SOCKET	Leads & Socket	32
<b>FC12 &amp; FC16</b>	2	120	<b>S5299</b>	SL26TW/ SOCKET	Leads & Socket	32

## Electronic Ballasts

### Compact Fluorescent Programmed Start, < 10% THD, Universal Voltage Ballasts

Primary Lamp Type	No of Lamps	Input Voltage	Satco Product Number	Ballast Code	Wiring Method	Master
CF13	1/2	120/277	S5225	QTP1/2X13CF/UNV/TS	Wiretap Connectors	20
			Listed for: 1 or 2 CF13DD/E or CF13DT/E Lamp(s)			
CF18	1/2	120/277	S5226	QTP1/2X18CF/UNIV/BS	Wiretap Connectors	20
		120/277	S5228	QTP1/2X18CF/UNIV/TS	Wiretap Connectors	20
	Listed for: 1 or 2 CF18DD/E or CF18DT/E Lamp(s)					
CF26	1/2	120/277	S5229	QTP1/2X26CF/UNIV/Dual Entry	Wiretap Connectors	20
			Listed for: 1 or 2 CF26DD/E or CF26DT/E Lamp(s)			
			Also Listed for: 1 ea. CF32DT/E, CF42DT/E, F28/2D, F38/2D, FPC40T5, FT40DL Lamp Also Listed for: 2 ea. CF13DS/E, FT18DL/RS, CF18DF, F21/2D Lamps			
CF26	1/2	120/277	S5233	QTP1/2CF/UNIV/PM	Wiretap Connectors	18
			Listed for: 1 or 2 CF26DD/E or CF26DT/E Lamp(s) Also Listed for: 1 ea. CF32DT/E or CF42DT/E Lamp			
CF26	2	120/277	S5235	QTP1/2CF/UNIV/Dual Entry	Wiretap Connectors	20
			Listed for: 1 or 2 CF26DD/E or CF26DT/E Lamp(s) Also Listed for: 1 ea. CF32DT/E or CF42DT/E Lamp			

## Magnetic Ballasts

### T8 and T12 Preheat / Trigger Start Ballasts

Primary Lamp Type	No of Lamps	Input Voltage	Satco Product Number	Ballast Code	Start Method	Potted	Master
F15T12	1	120	S5268	MB1X15/120PH/TP	Trigger	Yes	16
F20T12	1	120	S5269	MB1X20/120PH/TP	Preheat	Yes	40
F20T12	1	120	S5270	MB1X20/120PH/TP	Preheat	No	40
F20T12	2	120	S5271	MB2X20/120PH/TP	Trigger	Yes	16
Listed for: F14T8, F14T12, F15T8, F15T12, F20T12 Lamps							
(Preheat ballasts require the use of a starter, Trigger start ballasts eliminate the need for a starter)							

## Magnetic Ballasts

### T12 Rapid Start Ballasts

Primary Lamp Type	No of Lamps	Input Voltage	Satco Product Number	Ballast Code	Sound Rating	Power Factor	Master
<b>F30T12</b>	2	120	<b>S5170</b>	MB2X30/120RS/SRNK	Class A	HPF	10
	2	277	<b>S5171</b>	MB2X30/277RS/SRNK	Class A	HPF	10
Listed for: F25T12/SS, F30T12 Lamps							
<b>F34T12</b>	1	120	<b>S5174</b>	MB1X40/120RS/SRNK	Class A	HPF	10
	1	277	<b>S5175</b>	MB1X40/277RS/SRNK	Class A	HPF	10
Listed for: F25T12/SS, F30T12, F34T12, FB34T12, F40T10, F40T12, FB40T12 Lamps							
<b>F34T12</b>	2	120	<b>S6620</b>	MB2X40/120RS/SRNK	Class A	HPF	10
	2	277	<b>S6622</b>	MB2X40/277RS/SRNK	Class A	HPF	10
Listed for: F34T12, FB34T12, F40T10, F40T12, FB40T12 Lamps							
<b>F40T12</b>	2	120	<b>S5276</b>	MB1X40/120RES/SRNK	Class A	HPF	16
Listed for: F40T12 FULL WATTAGE ONLY – Residential Application							

### T12 Instant Start Slimline Ballasts

Primary Lamp Type	No of Lamps	Input Voltage	Satco Product Number	Ballast Code	Sound Rating	Power Factor	Master
<b>F48T12</b>	2	120	<b>S5277</b>	MB2X48/120IS/SRNK	Class B	HPF	6
	2	277	<b>S5278</b>	MB2X48/277IS/SRNK	Class B	HPF	6
Listed for: F48T12/SS, F48T12 Lamps							
<b>F96T12</b>	1	120	<b>S5279</b>	MB1X96/120IS/SRNK	Class B	HPF	6
	1	277	<b>S5280</b>	MB1X96/277IS/SRNK	Class B	HPF	6
	2	120	<b>S6621</b>	MB2X96/120IS/SRNK	Class B	HPF	6
	2	277	<b>S5281</b>	MB2X96/277IS/SRNK	Class B	HPF	6
Listed for: F60T12, F64T12, F72T12, F84T12, F96T12/SS, F96T12 Lamps							

## Magnetic Ballasts

### T12 HO (800mA) Rapid Start Ballasts

Primary Lamp Type	No of Lamps	Input Voltage	Satco Product Number	Ballast Code	Sound Rating	Power Factor	Master
<b>F96T12/HO</b>	1	120	<b>S5282</b>	MB1X96HO/120RS/SRNK	Class C	HPF	4
	1	277	<b>S5283</b>	MB1X96HO/277RS/SRNK	Class C	HPF	4
	2	120	<b>S5284</b>	MB2X96HO/120RS/SRNK	Class C	HPF	4
	2	277	<b>S5285</b>	MB2X96HO/277RS/SRNK	Class C	HPF	4
Listed for all T12 HO lamps 18" thru 96": F18T12, F24T12, F30T12, F42T12, F48T12/SS, F48T12, F60T12, F64T12, F72T12, F84T12, F96T12/SS, F96T12/CT, F96T12							

### T12 HO (800mA) Rapid Start Sign Ballasts

Primary Lamp Type	No of Lamps	Input Voltage	Satco Product Number	Ballast Code	Total Lamp Length	Master
<b>T12/RS/HO</b>	1-2	120	<b>S5290</b>	MSB-12-0412-TP	4 ft. to 12 ft.	1
	2-4	120	<b>S5291</b>	MSB-24-0620-TP	6 ft. to 20 ft.	1
	2-4	120	<b>S5292</b>	MSB-24-1224-TP	12 ft. to 24 ft.	1
	2-4	120	<b>S5293</b>	MSB-24-2040-TP	20 ft. to 40 ft.	1
	4-6	120	<b>S5294</b>	MSB-46-1240-TP	12 ft. to 40 ft.	1
	4-6	120	<b>S5295</b>	MSB-46-2448-TP	24 ft. to 48 ft.	1
Listed for all T12 HO lamps 18" thru 96": F18T12, F24T12, F30T12, F42T12, F48T12/SS, F48T12, F60T12, F64T12, F72T12, F84T12, F96T12/SS, F96T12/CT, F96T12						

### T12 VHO (1500mA) Rapid Start Ballasts

Primary Lamp Type	No of Lamps	Input Voltage	Satco Product Number	Ballast Code	Sound Rating	Power Factor	Master
<b>F96T12/VHO</b>	1	120	<b>S5264</b>	MB1X96VHO/120RS/SRNK	Class D	HPF	4
	1	277	<b>S5265</b>	MB1X96VHO/277RS/SRNK	Class D	HPF	4
	2	120	<b>S5266</b>	MB2X96VHO/120RS/SRNK	Class D	HPF	4
	2	277	<b>S5267</b>	MB2X96VHO/277RS/SRNK	Class D	HPF	4
Listed for: F48T12/VHO, F60T12/VHO, F72T12/VHO, F96T12/VHO/SS, F96T12/VHO							

Item	Page	Item	Page	Item	Page	Item	Page	Item	Page	Item	Page	Item	Page		
A3522	17	A3663	29	E1816	147	S1914	48	S1972	57	S2301	65	S2617	56	S2763	16
A3523	23	A3664	16	E1864	147	S1915	49	S1973	57	S2302	65	S2618	56	S2765	16
A3524	13	A3665	22	E1892	147	S1916	49	S1974	57	S2303	65	S2619	56	S2767	22
A3525	17	A3666	29	E1893	147	S1917	50	S1975	57	S2304	65	S2620	56	S2768	22
A3526	23	A3667	16	E192	144	S1918	50	S1976	58	S2305	66	S2621	56	S2769	22
A3531	15	A3668	22	E193	144	S1919	49	S1977	58	S2306	66	S2622	57	S2770	22
A3532	21	A3669	29	E198	145	S1920	49	S1978	58	S2307	67	S2623	57	S2771	16
A3534	15	A3673	12	E24MB	143	S1921	50	S1979	48	S2308	67	S2624	57	S2772	16
A3535	21	A3674	15	E28MB	143	S1922	50	S1980	48	S2309	67	S2625	57	S2773	16
A3537	15	A3675	22	E3057	147	S1923	52	S1981	48	S2310	67	S2626	57	S2774	16
A3538	21	A3677	12	E306	145	S1924	47	S1982	48	S2311	67	S2627	57	S2806	31
A3562	29	A3678	15	E328	145	S1925	51	S1983	50	S2312	67	S2628	57	S2808	31
A3563	29	A3679	22	E335	145	S1926	52	S1984	50	S2313	68	S2629	57	S2810	18
A3564	16	A3682	14	E3357	147	S1929	127	S1986	45	S2314	68	S2630	57	S2817	31
A3565	22	A3683	20	E356	145	S1930	127	S1987	45	S2315	68	S2631	57	S2850	25
A3566	29	A3684	28	E394	145	S1931	127	S1989	53	S2316	68	S2632	57	S2851	33
A3567	16	A3685	14	E428	145	S1932	128	S1990	53	S2317	68	S2633	57	S2852	38
A3568	22	A3686	20	E605	145	S1933	129	S1991	53	S2318	68	S2634	57	S2853	32
A3569	29	A3687	28	E891	146	S1934	129	S1992	54	S2319	69	S2635	57	S2902	98
A3573	12	A3688	14	E915	146	S1935	129	S1993	54	S2320	69	S2636	57	S2903	98
A3574	15	A3689	21	E916	146	S1936	129	S1994	54	S2321	70	S2637	57	S2904	98
A3575	22	A3690	28	E917	146	S1937	129	S1995	54	S2322	70	S2638	57	S2904	114
A3577	12	A3693	28	E922	146	S1938	129	S1996	54	S2323	70	S2639	57	S2905	98
A3578	15	A3696	29	EPR18	148	S1940	128	S1997	54	S2324	70	S2640	57	S2905	114
A3579	22	A3699	29	S1383	13	S1941	128	S2200	65	S2326	71	S2641	57	S2906	98
A3582	14	A3922	17	S1383	147	S1942	62	S2201	65	S2399	148	S2642	60	S2906	114
A3583	20	A3923	23	S1415	47	S1943	61	S2202	65	S2501	19	S2643	60	S2907	98
A3584	28	A3924	13	S1711	20	S1944	61	S2203	65	S2502	26	S2644	60	S2907	115
A3585	14	A3925	17	S1712	27	S1945	62	S2204	65	S2503	32	S2645	60	S2908	98
A3586	20	A3926	23	S1713	32	S1946	62	S2205	66	S2504	34	S2646	60	S2909	98
A3587	28	A3931	30	S1714	35	S1947	62	S2206	66	S2508	37	S2647	61	S2910	98
A3588	14	A3932	30	S1810	20	S1948	63	S2207	67	S2511	19	S2648	61	S2911	98
A3589	21	A4141	23	S1811	27	S1950	53	S2208	67	S2512	26	S2649	61	S2913	103
A3590	28	A4142	30	S1812	33	S1951	53	S2209	67	S2513	32	S2650	62	S2914	104
A3593	28	A4148	23	S1813	35	S1952	54	S2210	67	S2514	34	S2654	68	S2915	104
A3596	29	A4149	30	S1818	33	S1953	54	S2211	67	S2518	37	S2655	68	S2916	104
A3599	29	E/27	143	S1820	19	S1954	54	S2212	67	S2521	61	S2703	15	S2917	105
A3620	12	E/31	143	S1821	25	S1955	54	S2213	68	S2522	61	S2704	21	S2918	105
A3631	15	E/68	143	S1823	25	S1956	54	S2214	68	S2523	62	S2705	29	S2918	114
A3632	21	E/82	144	S1824	19	S1957	54	S2215	68	S2524	63	S2706	15	S2919	105
A3635	21	E/94	144	S1825	25	S1958	54	S2216	68	S2525	61	S2713	15	S2920	105
A3637	15	E1076	146	S1826	37	S1959	54	S2217	68	S2526	61	S2714	22	S2921	105
A3638	21	E1129	146	S1900	98	S1960	54	S2218	68	S2527	62	S2715	29	S2922	105
A3640	17	E1142	146	S1902	98	S1961	54	S2219	69	S2528	63	S2716	22	S2925	107
A3641	23	E124	144	S1904	98	S1962	54	S2220	69	S2531	51	S2740	19	S2925	114
A3642	30	E1252	147	S1905	98	S1963	54	S2221	70	S2601	56	S2741	19	S2926	109
A3643	36	E130MB	144	S1906	98	S1964	55	S2222	70	S2603	56	S2742	26	S2926	114
A3644	23	E1408	147	S1907	98	S1965	55	S2223	70	S2605	56	S2743	26	S2927	109
A3645	23	E1449	147	S1908	45	S1966	54	S2224	70	S2606	56	S2744	19	S2928	109
A3647	17	E158	144	S1909	45	S1967	54	S2225	71	S2607	56	S2745	19	S2929	101
A3648	23	E159	144	S1910	45	S1968	55	S2226	71	S2609	56	S2746	26	S2930	102
A3649	30	E1651	147	S1911	45	S1969	55	S2228	52	S2610	56	S2747	26	S2931	102
A3650	36	E1813	147	S1912	45	S1970	57	S2290	37	S2615	56	S2760	12	S2932	111
A3662	29	E1815	147	S1913	48	S1971	57	S2300	65	S2616	56	S2761	12	S2933	111



# Index

Item	Page	Item	Page	Item	Page	Item	Page	Item	Page	Item	Page	Item	Page		
S2934	111	S2992	27	S3157	49	S3236	13	S3299	29	S3422	51	S3490	50	S3670	31
S2935	111	S2993	32	S3159	49	S3237	15	S3315	13	S3423	51	S3491	49	S3671	24
S2936	111	S2994	32	S3160	45	S3238	21	S3345	12	S3424	53	S3492	50	S3672	31
S2937	111	S2995	32	S3162	48	S3239	34	S3346	14	S3425	53	S3493	50	S3680	9
S2938	111	S2996	32	S3164	46	S3240	34	S3347	20	S3426	51	S3494	51	S3681	9
S2939	111	S2997	34	S3165	48	S3241	10	S3360	12	S3427	46	S3495	51	S3691	10
S2940	111	S2998	37	S3166	51	S3242	10	S3361	12	S3428	46	S3496	51	S3692	10
S2941	112	S2999	37	S3167	46	S3243	10	S3363	16	S3429	51	S3497	52	S3700	18
S2942	112	S3000	17	S3168	46	S3244	17	S3364	16	S3430	51	S3500	58	S3701	18
S2943	112	S3001	24	S3169	54	S3245	23	S3366	16	S3431	51	S3501	58	S3702	25
S2944	112	S3002	31	S3170	54	S3246	30	S3367	22	S3432	49	S3502	58	S3703	25
S2946	112	S3003	36	S3171	45	S3248	18	S3368	22	S3433	52	S3515	58	S3704	31
S2947	112	S3004	38	S3179	45	S3249	18	S3369	22	S3434	59	S3516	58	S3705	31
S2948	112	S3010	17	S3180	51	S3250	18	S3370	22	S3435	59	S3517	58	S3708	18
S2949	112	S3011	24	S3181	50	S3251	18	S3371	16	S3438	59	S3518	59	S3709	18
S2950	107	S3012	31	S3182	50	S3252	25	S3372	16	S3439	59	S3521	13	S3710	24
S2953	107	S3013	36	S3183	51	S3253	25	S3373	16	S3440	17	S3540	46	S3711	18
S2954	107	S3014	38	S3184	51	S3259	26	S3374	16	S3441	23	S3541	46	S3712	24
S2955	101	S3104	51	S3187	45	S3260	17	S3375	30	S3442	30	S3542	46	S3713	18
S2956	101	S3105	52	S3188	46	S3261	23	S3376	30	S3443	36	S3543	47	S3715	13
S2957	101	S3106	52	S3189	46	S3262	29	S3377	30	S3447	17	S3544	47	S3720	19
S2958	101	S3107	49	S3190	45	S3263	29	S3378	30	S3448	23	S3545	47	S3721	19
S2959	101	S3108	50	S3191	46	S3264	16	S3380	15	S3449	30	S3546	47	S3723	12
S2960	101	S3109	50	S3192	46	S3264	146	S3381	21	S3450	36	S3547	47	S3723	144
S2961	101	S3113	59	S3193	45	S3265	22	S3382	28	S3459	45	S3601	18	S3724	13
S2962	101	S3114	59	S3194	52	S3266	29	S3384	21	S3460	54	S3602	24	S3724	146
S2963	101	S3115	59	S3195	52	S3267	16	S3385	21	S3461	54	S3604	18	S3725	21
S2964	92	S3116	59	S3197	46	S3268	22	S3386	15	S3462	54	S3605	24	S3726	13
S2965	92	S3120	45	S3198	48	S3269	29	S3387	21	S3463	54	S3606	10	S3727	17
S2966	92	S3121	45	S3199	51	S3271	30	S3388	28	S3464	53	S3607	10	S3728	23
S2967	93	S3122	50	S3200	25	S3272	11	S3390	15	S3465	53	S3608	10	S3729	24
S2968	93	S3123	50	S3201	25	S3273	12	S3391	21	S3466	53	S3609	10	S3731	15
S2969	93	S3127	127	S3202	25	S3274	15	S3392	28	S3467	53	S3610	10	S3732	21
S2970	15	S3128	127	S3203	25	S3275	22	S3393	15	S3468	45	S3611	10	S3734	15
S2971	21	S3129	128	S3205	18	S3276	11	S3394	21	S3469	45	S3618	13	S3735	21
S2972	28	S3130	127	S3210	18	S3277	12	S3396	24	S3470	45	S3618	147	S3737	15
S2973	17	S3131	127	S3212	25	S3278	15	S3397	22	S3471	45	S3621	11	S3738	21
S2974	23	S3132	49	S3213	34	S3279	22	S3398	22	S3472	62	S3622	11	S3739	26
S2975	30	S3133	50	S3214	24	S3280	13	S3403	15	S3473	63	S3623	12	S3740	26
S2976	19	S3134	50	S3215	24	S3281	13	S3404	21	S3474	63	S3623	144	S3744	17
S2977	25	S3135	51	S3218	14	S3282	14	S3405	29	S3475	63	S3624	13	S3745	24
S2978	31	S3136	51	S3219	14	S3283	20	S3406	15	S3476	62	S3628	13	S3746	17
S2979	34	S3139	59	S3222	18	S3284	28	S3408	31	S3477	63	S3629	24	S3747	24
S2980	25	S3142	51	S3223	18	S3285	14	S3410	51	S3478	63	S3630	18	S3748	17
S2981	25	S3145	51	S3224	24	S3286	20	S3411	52	S3479	63	S3651	17	S3749	24
S2982	31	S3146	51	S3225	24	S3287	28	S3413	15	S3480	51	S3652	24	S3750	12
S2983	31	S3147	49	S3227	34	S3288	14	S3414	22	S3481	51	S3653	17	S3751	16
S2984	27	S3150	53	S3228	34	S3289	20	S3415	29	S3482	51	S3654	36	S3752	13
S2985	25	S3151	53	S3229	25	S3290	28	S3416	22	S3484	49	S3655	36	S3753	17
S2986	39	S3152	53	S3230	12	S3291	12	S3417	31	S3485	49	S3656	9	S3754	23
S2987	40	S3153	53	S3231	15	S3293	28	S3418	46	S3486	50	S3657	9	S3755	11
S2988	40	S3154	53	S3232	21	S3296	28	S3419	47	S3487	50	S3659	9	S3756	9
S2989	40	S3155	53	S3234	15	S3297	13	S3420	45	S3488	49	S3660	9	S3757	9
S2991	27	S3156	45	S3235	21	S3298	13	S3421	45	S3489	50	S3661	9	S3759	9

Item	Page	Item	Page	Item	Page	Item	Page	Item	Page	Item	Page	Item	Page		
S3761	9	S3835	11	S3940	14	S4103	68	S4204	68	S4290	123	S4348	150	S4427	36
S3762	29	S3836	11	S3941	20	S4104	68	S4205	69	S4292	121	S4349	40	S4428	36
S3763	29	S3837	11	S3942	27	S4105	69	S4206	69	S4293	123	S4349	150	S4437	49
S3764	16	S3838	17	S3943	32	S4106	69	S4207	70	S4300	151	S4350	40	S4453	32
S3765	22	S3839	23	S3944	35	S4107	70	S4230	121	S4301	151	S4351	40	S4460	19
S3766	29	S3840	30	S3948	12	S4108	65	S4231	122	S4302	151	S4351	150	S4461	26
S3767	16	S3841	17	S3949	12	S4109	65	S4234	123	S4303	151	S4352	40	S4462	32
S3768	22	S3843	30	S3951	20	S4120	54	S4235	123	S4304	151	S4353	39	S4463	34
S3769	29	S3845	12	S3952	27	S4121	54	S4236	123	S4305	151	S4354	45	S4465	16
S3771	30	S3846	16	S3953	32	S4122	54	S4237	123	S4306	151	S4355	46	S4466	22
S3772	30	S3847	22	S3954	35	S4123	55	S4238	124	S4307	151	S4356	46	S4467	29
S3773	12	S3849	25	S3955	27	S4124	53	S4240	124	S4308	61	S4357	47	S4468	15
S3774	15	S3859	20	S3956	35	S4125	53	S4242	124	S4309	61	S4358	47	S4469	21
S3775	22	S3860	17	S3960	11	S4127	58	S4244	125	S4310	61	S4359	47	S4470	28
S3777	12	S3861	23	S3961	11	S4128	58	S4246	125	S4311	61	S4360	47	S4471	17
S3778	15	S3862	30	S3962	11	S4129	58	S4248	125	S4312	62	S4361	49	S4472	23
S3779	22	S3863	16	S3963	11	S4160	19	S4249	125	S4313	62	S4362	50	S4473	30
S3782	14	S3864	11	S3964	11	S4161	19	S4250	125	S4314	130	S4363	50	S4474	129
S3783	20	S3866	10	S3965	11	S4162	26	S4251	124	S4315	130	S4364	54	S4475	129
S3784	28	S3867	12	S3966	11	S4163	26	S4252	124	S4316	151	S4365	54	S4476	125
S3785	14	S3868	16	S3967	23	S4164	19	S4253	124	S4317	151	S4366	40	S4477	125
S3786	20	S3869	16	S3968	23	S4165	19	S4254	124	S4318	151	S4367	90	S4478	125
S3787	28	S3870	26	S3969	25	S4166	26	S4255	125	S4319	151	S4368	90	S4479	125
S3788	14	S3871	26	S3970	33	S4167	26	S4256	125	S4320	151	S4369	90	S4480	48
S3789	20	S3879	12	S3971	35	S4169	52	S4257	125	S4321	151	S4370	90	S4481	48
S3790	28	S3887	17	S3972	33	S4170	55	S4258	125	S4322	151	S4371	90	S4482	49
S3791	10	S3888	23	S3973	35	S4172	55	S4259	125	S4323	151	S4372	90	S4483	48
S3792	10	S3889	30	S3980	37	S4173	55	S4261	123	S4324	151	S4373	127	S4484	48
S3793	28	S3896	31	S3981	37	S4174	55	S4262	124	S4325	151	S4374	127	S4485	49
S3794	10	S3899	31	S3982	39	S4175	55	S4263	124	S4326	151	S4375	127	S4486	48
S3795	10	S3900	9	S3983	39	S4176	55	S4264	121	S4327	151	S4376	127	S4487	48
S3796	28	S3901	9	S3991	20	S4177	55	S4265	121	S4328	151	S4377	129	S4488	49
S3797	9	S3902	10	S3992	27	S4178	55	S4266	123	S4329	151	S4378	129	S4489	48
S3799	29	S3903	11	S3993	33	S4179	55	S4267	123	S4330	151	S4379	122	S4490	48
S3810	19	S3904	11	S3994	35	S4180	55	S4268	126	S4331	151	S4385	124	S4491	49
S3811	19	S3905	13	S4010	20	S4181	55	S4269	126	S4332	151	S4386	124	S4492	48
S3813	14	S3906	13	S4011	27	S4182	56	S4270	126	S4333	151	S4387	124	S4493	48
S3814	14	S3907	18	S4012	33	S4183	55	S4272	123	S4334	151	S4388	125	S4494	49
S3815	14	S3908	18	S4013	35	S4184	56	S4273	124	S4335	151	S4389	126	S4495	48
S3818	21	S3909	18	S4020	20	S4185	54	S4275	124	S4336	151	S4390	126	S4496	48
S3821	13	S3910	13	S4021	27	S4187	55	S4276	125	S4339	38	S4391	126	S4497	49
S3822	17	S3911	13	S4022	32	S4188	55	S4277	125	S4340	39	S4394	129	S4500	64
S3823	23	S3912	13	S4023	35	S4190	56	S4278	125	S4340	150	S4395	129	S4501	64
S3824	13	S3913	13	S4041	23	S4192	56	S4279	125	S4341	39	S4396	129	S4502	64
S3825	17	S3917	25	S4042	30	S4194	56	S4280	125	S4342	39	S4397	130	S4503	64
S3826	23	S3920	33	S4048	23	S4195	53	S4281	125	S4342	150	S4398	130	S4504	64
S3827	17	S3921	13	S4049	30	S4196	53	S4282	126	S4343	39	S4399	130	S4505	61
S3828	23	S3927	27	S4076	20	S4197	45	S4283	126	S4344	39	S4401	64	S4506	61
S3829	30	S3928	33	S4077	27	S4198	52	S4284	121	S4344	150	S4402	64	S4508	10
S3830	11	S3929	35	S4078	33	S4199	52	S4285	121	S4345	39	S4413	78	S4509	10
S3831	30	S3934	33	S4079	35	S4200	66	S4286	121	S4346	39	S4420	34	S4510	10
S3832	30	S3935	35	S4100	66	S4201	67	S4287	121	S4346	150	S4424	36	S4511	10
S3833	11	S3938	27	S4101	67	S4202	67	S4288	121	S4347	39	S4425	36	S4512	10
S3834	11	S3939	35	S4102	67	S4203	68	S4289	121	S4348	40	S4426	36	S4513	64

# Index

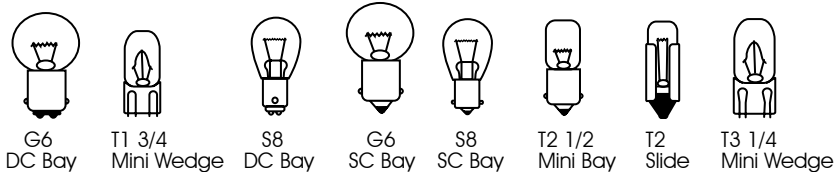
Item	Page	Item	Page	Item	Page	Item	Page	Item	Page	Item	Page	Item	Page	Item	Page
S4520	9	S4642	47	S4716	28	S4834	125	S4901	65	S4959	39	S5041	27	S5276	159
S4538	17	S4645	52	S4717	9	S4836	126	S4902	65	S4960	39	S5050	14	S5277	159
S4539	23	S4646	52	S4718	13	S4839	126	S4903	65	S4961	39	S5120	127	S5278	159
S4540	30	S4658	65	S4719	13	S4840	123	S4904	65	S4962	39	S5121	127	S5279	159
S4541	17	S4661	66	S4720	18	S4841	124	S4905	65	S4963	39	S5122	127	S5280	159
S4542	23	S4663	66	S4721	18	S4842	126	S4906	65	S4963	150	S5123	127	S5281	159
S4543	30	S4665	66	S4722	13	S4844	125	S4907	65	S4964	70	S5124	128	S5282	160
S4551	150	S4666	66	S4724	9	S4845	126	S4908	66	S4965	70	S5125	127	S5283	160
S4552	150	S4668	71	S4725	10	S4846	121	S4909	66	S4966	70	S5126	127	S5284	160
S4553	150	S4668	149	S4726	10	S4847	121	S4910	66	S4967	70	S5127	128	S5285	160
S4554	150	S4669	71	S4740	21	S4848	121	S4911	66	S4968	70	S5128	128	S5286	156
S4560	11	S4669	149	S4741	28	S4849	121	S4912	66	S4969	70	S5129	128	S5287	156
S4561	11	S4670	71	S4742	21	S4850	122	S4913	66	S4970	70	S5130	128	S5288	156
S4562	11	S4670	149	S4743	28	S4851	122	S4914	66	S4971	70	S5131	128	S5289	156
S4563	11	S4671	71	S4750	37	S4852	122	S4915	67	S4973	71	S5132	128	S5290	160
S4564	11	S4671	149	S4751	38	S4853	122	S4916	67	S4974	71	S5133	128	S5291	160
S4565	11	S4672	71	S4800	34	S4854	121	S4917	67	S4975	71	S5160	127	S5292	160
S4566	11	S4672	149	S4801	34	S4855	121	S4918	67	S4976	24	S5170	159	S5293	160
S4567	9	S4673	71	S4802	38	S4856	121	S4919	67	S4980	20	S5171	159	S5294	160
S4568	9	S4673	149	S4803	38	S4857	121	S4920	67	S4981	20	S5174	159	S5295	160
S4569	9	S4674	70	S4804	26	S4859	122	S4921	67	S4982	20	S5175	159	S5296	157
S4570	9	S4675	70	S4804	150	S4861	122	S4922	67	S4983	20	S5207	156	S5297	157
S4571	9	S4680	60	S4805	26	S4863	123	S4923	67	S4984	27	S5208	156	S5298	157
S4572	9	S4681	60	S4805	150	S4864	121	S4924	67	S4985	27	S5209	156	S5299	157
S4573	32	S4682	60	S4806	69	S4865	121	S4925	67	S4986	27	S5210	156	S5454	113
S4574	102	S4683	60	S4806	149	S4866	123	S4926	67	S4987	27	S5213	156	S5821	122
S4600	62	S4684	60	S4807	69	S4867	123	S4927	68	S4988	10	S5214	155	S5822	122
S4601	62	S4685	60	S4807	149	S4868	124	S4928	68	S4990	19	S5215	155	S5823	122
S4602	63	S4686	60	S4808	69	S4869	122	S4929	68	S4991	26	S5218	155	S5824	123
S4603	62	S4687	60	S4808	149	S4870	130	S4930	68	S4992	32	S5219	155	S5825	125
S4604	63	S4688	60	S4809	69	S4871	130	S4931	68	S4993	34	S5220	155	S5829	123
S4610	46	S4689	60	S4809	149	S4872	130	S4932	68	S4994	10	S5221	155	S5831	124
S4611	46	S4690	60	S4810	39	S4873	130	S4933	68	S4995	14	S5222	155	S5833	125
S4612	46	S4691	60	S4810	150	S4874	130	S4934	68	S4996	20	S5224	113	S5835	126
S4613	46	S4692	60	S4811	39	S4875	130	S4935	68	S4997	28	S5225	158	S5837	126
S4614	47	S4693	60	S4811	150	S4876	121	S4936	68	S4998	39	S5226	158	S5838	124
S4616	47	S4694	60	S4812	122	S4877	121	S4937	68	S4999	39	S5227	113	S5839	124
S4617	47	S4695	60	S4813	122	S4878	122	S4938	68	S5001	38	S5229	158	S5841	124
S4618	58	S4696	60	S4814	122	S4879	122	S4939	69	S5002	36	S5233	158	S5843	125
S4620	46	S4700	18	S4815	23	S4880	14	S4940	69	S5003	36	S5235	158	S5854	121
S4621	47	S4701	24	S4816	27	S4881	19	S4941	69	S5004	36	S5255	113	S5856	121
S4622	47	S4702	24	S4817	27	S4882	26	S4942	69	S5005	36	S5256	113	S5858	122
S4623	58	S4704	18	S4819	33	S4883	37	S4943	69	S5007	36	S5257	113	S5860	122
S4624	58	S4705	24	S4820	35	S4884	39	S4944	69	S5010	14	S5260	157	S5862	123
S4625	59	S4706	24	S4821	35	S4885	39	S4945	69	S5011	25	S5262	157	S5863	123
S4626	58	S4707	22	S4822	37	S4886	25	S4947	71	S5012	33	S5263	157	S5878	125
S4627	58	S4708	22	S4823	25	S4887	31	S4948	71	S5013	35	S5264	160	S6010	35
S4628	52	S4709	23	S4824	31	S4888	122	S4950	70	S5020	14	S5265	160	S6020	88
S4629	52	S4710	23	S4825	33	S4889	122	S4951	70	S5021	25	S5266	160	S6021	88
S4630	69	S4711	15	S4826	36	S4894	31	S4952	32	S5022	33	S5267	160	S6022	88
S4631	70	S4712	21	S4827	38	S4895	38	S4953	32	S5023	35	S5268	158	S6023	88
S4632	70	S4713	28	S4828	123	S4897	122	S4954	38	S5030	20	S5269	158	S6040	14
S4633	70	S4714	15	S4830	123	S4898	122	S4955	38	S5031	27	S5270	158	S6041	20
S4634	71	S4715	21	S4832	124	S4900	65	S4956	26	S5040	20	S5271	158	S6042	27

Item	Page	Item	Page	Item	Page	Item	Page	Item	Page	Item	Page	Item	Page	Item	Page
S6043	32	S6437	100	S6509	107	S6567	107	S6642	110	S6719	87	S6773	92	S6935	143
S6044	35	S6438	100	S6510	102	S6568	107	S6643	110	S6720	87	S6774	92	S6936	145
S6051	20	S6439	100	S6511	102	S6569	107	S6644	110	S6721	88	S6775	92	S6937	145
S6052	27	S6440	100	S6512	102	S6570	107	S6645	110	S6722	88	S6776	92	S6938	146
S6053	32	S6441	100	S6513	102	S6571	108	S6647	110	S6723	88	S6777	92	S6939	146
S6054	35	S6442	100	S6514	102	S6572	108	S6650	111	S6724	88	S6780	86	S6940	146
S6080	14	S6443	100	S6515	102	S6573	108	S6651	111	S6725	88	S6850	148	S6941	146
S6081	14	S6445	100	S6516	102	S6574	108	S6652	111	S6726	88	S6874	114	S6942	146
S6082	14	S6446	100	S6517	102	S6575	108	S6654	111	S6727	88	S6875	114	S6943	146
S6083	14	S6447	100	S6518	102	S6576	108	S6655	111	S6728	88	S6876	114	S6944	146
S6090	14	S6448	100	S6519	102	S6577	105	S6660	110	S6729	89	S6877	114	S6945	146
S6091	14	S6449	111	S6520	103	S6579	107	S6661	110	S6730	89	S6885	115	S6946	143
S6092	14	S6450	111	S6521	103	S6580	108	S6662	110	S6731	89	S6886	115	S6948	144
S6093	14	S6451	111	S6522	103	S6581	108	S6663	110	S6732	89	S6887	115	S6949	144
S6208	31	S6452	111	S6523	103	S6582	110	S6665	102	S6733	89	S6888	114	S6950	144
S6235	78	S6453	111	S6524	103	S6583	103	S6666	107	S6734	89	S6889	114	S6951	146
S6236	78	S6454	111	S6525	103	S6584	104	S6667	108	S6735	89	S6892	114	S6952	146
S6237	78	S6457	112	S6526	104	S6585	104	S6668	109	S6736	89	S6893	114	S6953	144
S6259	85	S6458	112	S6527	104	S6586	110	S6670	111	S6737	89	S6895	146	S6954	144
S6271	79	S6460	112	S6528	104	S6587	111	S6671	112	S6738	89	S6896	146	S6955	146
S6272	79	S6462	112	S6529	104	S6588	112	S6672	112	S6739	89	S6900	143	S6956	146
S6273	79	S6463	113	S6530	104	S6589	112	S6673	112	S6740	89	S6901	144	S6957	146
S6274	79	S6465	113	S6531	104	S6590	113	S6674	112	S6741	90	S6902	144	S6958	146
S6275	79	S6466	113	S6532	104	S6591	101	S6676	112	S6742	90	S6903	145	S6959	147
S6276	79	S6467	113	S6533	104	S6592	101	S6677	113	S6743	90	S6904	143	S6960	147
S6401	104	S6469	110	S6534	104	S6593	109	S6680	109	S6744	90	S6906	145	S6961	147
S6402	104	S6470	101	S6535	104	S6594	106	S6681	109	S6745	90	S6907	145	S6962	147
S6403	105	S6471	101	S6536	104	S6595	113	S6682	109	S6746	90	S6908	143	S6963	147
S6404	105	S6472	110	S6537	105	S6596	113	S6683	109	S6747	90	S6909	143	S6964	147
S6405	98	S6473	101	S6538	105	S6600	108	S6684	109	S6748	90	S6910	143	S6965	147
S6405	115	S6474	101	S6539	105	S6601	108	S6686	109	S6749	91	S6911	143	S6966	146
S6406	98	S6475	101	S6540	105	S6602	108	S6687	109	S6750	91	S6912	143	S6967	146
S6406	115	S6476	102	S6541	105	S6603	108	S6688	109	S6751	91	S6913	143	S6968	149
S6407	102	S6477	102	S6542	105	S6604	108	S6689	109	S6752	91	S6914	144	S6969	149
S6407	115	S6478	102	S6543	105	S6605	108	S6690	109	S6753	91	S6915	144	S6972	149
S6408	107	S6481	110	S6544	105	S6606	108	S6700	85	S6754	91	S6916	144	S6974	149
S6408	115	S6483	110	S6545	105	S6607	108	S6701	85	S6755	91	S6917	145	S6975	149
S6409	109	S6485	110	S6546	105	S6608	109	S6702	85	S6756	91	S6918	145	S6976	149
S6409	115	S6488	98	S6547	105	S6609	109	S6703	85	S6757	92	S6919	145	S6977	149
S6421	91	S6489	98	S6548	105	S6610	109	S6704	85	S6758	92	S6920	145	S6978	149
S6422	91	S6490	98	S6549	105	S6611	109	S6705	85	S6759	92	S6921	148	S6979	149
S6423	91	S6491	98	S6553	106	S6612	109	S6706	86	S6760	92	S6922	148	S6980	149
S6424	91	S6492	98	S6554	106	S6613	109	S6707	86	S6761	92	S6923	148	S6981	149
S6425	99	S6493	98	S6555	106	S6614	109	S6708	86	S6762	92	S6924	148	S6982	149
S6426	99	S6494	98	S6556	106	S6615	109	S6709	86	S6763	93	S6925	148	S6983	149
S6427	99	S6495	98	S6557	106	S6616	109	S6710	86	S6764	93	S6926	148	S6985	148
S6428	99	S6500	107	S6559	107	S6620	159	S6711	86	S6765	93	S6927	148	S6986	148
S6429	99	S6501	107	S6560	107	S6621	159	S6712	86	S6766	93	S6928	148	S6987	148
S6430	99	S6502	107	S6561	107	S6622	159	S6713	86	S6767	93	S6929	143	S6988	148
S6431	99	S6503	107	S6562	107	S6630	110	S6714	87	S6768	93	S6930	143	S6989	148
S6433	99	S6504	107	S6563	107	S6631	110	S6715	87	S6769	93	S6931	143	S6990	148
S6434	99	S6505	107	S6564	107	S6632	110	S6716	87	S6770	93	S6932	143	S6991	148
S6435	99	S6506	107	S6565	107	S6640	110	S6717	87	S6771	93	S6933	143	S6992	148
S6436	99	S6508	113	S6566	107	S6641	110	S6718	87	S6772	92	S6934	143	S6993	148

# Index

Item	Page	Item	Page	Item	Page	Item	Page	Item	Page	Item	Page	Item	Page	Item	Page
S6994	148	S7262	77	S7336	80	S7835	143	S8205	81	S8343	90	S8434	104	S8665	93
S6995	148	S7263	77	S7337	80	S7837	145	S8206	81	S8344	90	S8435	104	S8666	93
S6996	148	S7264	77	S7338	80	S7839	146	S8207	81	S8346	90	S8436	105	S8667	93
S6997	148	S7265	77	S7339	80	S7992	83	S8208	81	S8347	90	S8437	103	S8668	93
S6998	148	S7266	77	S7341	81	S8110	99	S8221	84	S8348	90	S8438	103	S8669	93
S6999	148	S7267	79	S7342	81	S8111	99	S8224	82	S8350	91	S8439	103	S8670	93
S7201	83	S7271	79	S7343	81	S8112	99	S8225	83	S8351	91	S8440	103	S8671	93
S7202	83	S7272	79	S7347	81	S8113	99	S8226	81	S8352	91	S8441	103	S8701	136
S7203	83	S7273	79	S7349	81	S8114	99	S8227	81	S8354	91	S8442	103	S8702	136
S7204	83	S7274	82	S7361	77	S8115	99	S8228	81	S8355	91	S8450	106	S8703	136
S7205	83	S7275	82	S7362	77	S8116	99	S8300	85	S8356	91	S8451	106	S8704	136
S7206	83	S7276	82	S7363	77	S8117	99	S8301	85	S8360	86	S8452	106	S8721	137
S7207	83	S7277	79	S7364	77	S8118	100	S8302	85	S8361	86	S8453	106	S8722	137
S7208	83	S7281	83	S7365	77	S8119	100	S8303	85	S8362	86	S8454	106	S8723	137
S7209	83	S7282	83	S7366	77	S8120	100	S8304	85	S8363	86	S8455	106	S8724	137
S7211	77	S7283	83	S7375	80	S8121	100	S8305	85	S8364	87	S8456	106	S8731	137
S7212	77	S7284	83	S7376	80	S8122	100	S8306	86	S8365	87	S8457	106	S8732	137
S7213	77	S7285	83	S7377	80	S8123	100	S8307	86	S8366	87	S8458	106	S8733	137
S7214	77	S7286	83	S7381	84	S8125	99	S8308	86	S8367	87	S8459	106	S8734	137
S7215	77	S7287	83	S7382	84	S8126	99	S8309	86	S8369	87	S8460	106	S8741	138
S7216	77	S7288	83	S7383	84	S8127	99	S8310	86	S8380	86	S8462	106	S8742	138
S7217	77	S7289	83	S7384	80	S8128	99	S8311	86	S8396	90	S8463	106	S8743	138
S7218	77	S7291	83	S7385	80	S8129	99	S8312	86	S8397	90	S8501	20	S8744	138
S7219	77	S7293	83	S7386	80	S8130	99	S8313	86	S8398	90	S8502	20	S8751	139
S7221	78	S7301	84	S7387	80	S8131	99	S8314	87	S8401	103	S8503	27	S8752	139
S7222	78	S7302	84	S7388	80	S8132	99	S8315	87	S8402	103	S8504	27	S8753	139
S7223	78	S7303	84	S7389	80	S8133	99	S8316	87	S8403	103	S8505	32	S8754	139
S7224	78	S7304	84	S7391	80	S8134	99	S8317	87	S8404	103	S8506	32	S8761	139
S7225	78	S7305	84	S7392	80	S8135	99	S8318	87	S8405	103	S8507	35	S8762	139
S7226	78	S7306	84	S7393	80	S8136	99	S8319	87	S8406	103	S8508	35	S8763	139
S7227	78	S7307	84	S7394	80	S8137	100	S8320	87	S8407	104	S8509	20	S8764	139
S7228	78	S7308	84	S7395	80	S8138	100	S8321	88	S8408	104	S8510	20	S8771	138
S7229	78	S7309	84	S7396	80	S8139	100	S8322	88	S8409	104	S8511	27	S8772	138
S7231	78	S7311	84	S7397	80	S8140	100	S8323	88	S8410	104	S8512	27	S8773	138
S7232	78	S7312	84	S7398	80	S8141	100	S8324	88	S8411	104	S8513	32	S8774	138
S7233	78	S7313	84	S7399	80	S8142	100	S8325	88	S8412	104	S8514	32	S8781	136
S7234	78	S7314	85	S7401	82	S8143	100	S8326	88	S8413	104	S8515	35	S8782	136
S7235	78	S7315	85	S7402	82	S8144	100	S8327	88	S8414	104	S8516	35	S8783	140
S7236	78	S7316	85	S7403	82	S8145	100	S8328	88	S8415	104	S8517	33	S8784	140
S7241	82	S7317	84	S7411	77	S8155	101	S8329	89	S8416	105	S8518	35	VG020	148
S7242	82	S7318	84	S7412	77	S8156	101	S8330	89	S8417	105	S8519	25	VG040	148
S7243	82	S7319	84	S7414	78	S8157	101	S8331	89	S8422	103	S8520	31	VG100	148
S7247	82	S7321	85	S7415	80	S8158	101	S8332	89	S8423	103	S8521	32	VG130	148
S7248	82	S7322	85	S7416	80	S8159	101	S8333	89	S8424	103	S8522	27	VJ020	50
S7249	82	S7323	85	S7816	144	S8160	101	S8334	89	S8425	103	S8657	92	VM010	50
S7254	82	S7325	79	S7817	144	S8161	101	S8335	89	S8426	102	S8658	92	Y49160	155
S7255	82	S7326	79	S7821	147	S8162	101	S8336	89	S8427	102	S8659	92	Y49428	157
S7256	82	S7331	80	S7822	147	S8163	101	S8337	89	S8428	102	S8660	92	Y49429	157
S7257	82	S7332	80	S7824	147	S8201	81	S8338	89	S8429	102	S8661	92	Y49430	157
S7258	82	S7333	80	S7827	145	S8202	81	S8339	89	S8430	102	S8662	92	Y49735	155
S7259	82	S7334	80	S7829	145	S8203	81	S8340	89	S8432	103	S8663	93	Y49736	155
S7261	77	S7335	80	S7832	145	S8204	81	S8342	90	S8433	103	S8664	93		

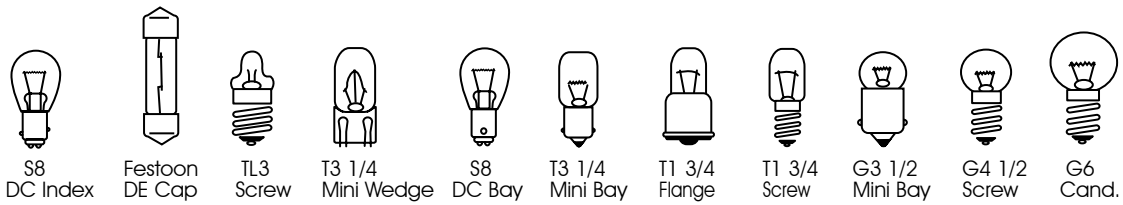
# Miniatures & Sealed Beams



	Satco Product Number	Lamp Number	Lamp Shape	Lamp Base	Design Voltage	Design Amps	MSCP	Approx Watts	Filament	MOL Inches	MOD Inches	Avg Rated Hours	Pkg Type	Ctn.	Notes
	E/82	82	G6	DC Bay	6.5	1.02	6	6.63	C-6	1.44	0.75	500	SL/10	10	
	S6901	85	T1 3/4	Sub Mini Wedge	28	0.04	0.3	1.12	C-2F	0.8	0.23	7000	SL/10	10	
	S6902	86	T1 3/4	Sub Mini Wedge	6.3	0.2	0.4	1.26	C-2F	0.8	0.23	20000	SL/10	10	
	S6953	88	S8	DC Bay	6.8	1.91	15	12.99	C-6	2	1.04	300	SL/10	10	
	S6948	89	G6	SC Bay	13	0.58	6	7.54	C-6	1.44	0.75	750	SL/10	10	
	S6949	90	G6	DC Bay	13	0.58	6	7.54	C-6	1.44	0.75	750	SL/10	10	
	S6954	93	S8	SC Bay	12.8	1.04	15	13.31	C-6	1.44	0.75	700	SL/10	10	
	S3623		S8	SC Bay	12.8	1.04	15	13.31	C-6	1.44	0.75	700	Box	10	
	S3723		S8	SC Bay	12.8	1.04	15	13.31	C-6	1.44	0.75	700	CD/2	20	
	E/94	94	S8	DC Bay	12.8	1.04	15	13.31	C-6	1.44	0.75	700	SL/10	10	
	S6950	97	G6	SC Bay	13.5	0.69	4	9.32	C-6	1.44	0.75	5000	SL/10	10	
	S6905	120MB	T2 1/2	Mini Bay	120	0.025	0.36	3	C-2F	1.19	0.33	10000	SL/10	10	
	S7816	120PSB5	T2	Slide	120	0.025	1200EFC	3	C-2F	1.11	0.27	10000	SL/10	10	
	E124	124	T3 1/4	Mini Wedge	14	0.27	1.5	3.78	C-2F	1.06	0.4	5000	CD/2	12	
	E130MB	130MB	T2 1/2	Mini Bay	130	0.025	n/a	0.33	CC-7A	1.19	0.33	10000	SL/10	10	
	S7817	147	T3 1/4	Mini Wedge	7	0.43	2	3.01	C-2R	1.06	0.4	1500	SL/10	10	
	E158	158	T3 1/4	Mini Wedge	14	0.24	2	3.36	C-2V	1.06	0.4	500	SL/10	10	
	E159	159	T3 1/4	Mini Wedge	6.3	0.15	0.34	9.45	C-2R	1.06	0.4	5000	SL/10	10	
	S6914	161	T3 1/4	Mini Wedge	14	0.19	1	2.66	C-2F	1.06	0.4	4000	SL/10	10	
	S6915	168	T3 1/4	Mini Wedge	14	0.35	3	4.9	C-2F	1.06	0.4	1500	SL/10	10	
	E192	192	T3 1/4	Mini Wedge	13	0.33	3	4.29	C-2V	1.06	0.4	1000	SL/10	10	
	E193	193	T3 1/4	Mini Wedge	14	0.33	2	4.62	C-2F	1.06	0.4	15000	SL/10	10	
	S6916	194	T3 1/4	Mini Wedge	14	0.27	2	3.78	C-2F	1.06	0.4	2500	SL/10	10	

miniatures & sealed beams

# Miniatures & Sealed Beams



	Satco Product Number	Lamp Number	Lamp Shape	Lamp Base	Design Voltage	Design Amps	MSCP	Approx Watts	Filament	MOL Inches	MOD Inches	Avg Rated Hours	Pkg Type	Ctn.	Notes
	E198	198	S8	DC Index	12.8	2.25	32	28.8	C-6	2	1.04	1200	SL/10	10	
	S6906	211-2	festoon	DE Cap	12.8	0.97	12	12.42	C-8	1.72	0.42	1000	SL/10	10	
	S6907	222	TL-3	Mini Screw	2.25	0.25	n/a	0.56	C-2R	0.93	0.38	5	SL/10	10	2 "AA" Cells
	S7827	259	T3 1/4	Mini Wedge	6.3	0.25	0.66	1.58	C-2R	1.06	0.4	5000	SL/10	10	
	E306	306	S8	DC Bay	28	0.51	15	14.28	C-6	2	1.04	300	SL/10	10	
	S6917	313	T3 1/4	Mini Bay	28	0.17	3.5	4.76	C-2F	1.19	0.43	500	SL/10	10	
	S6903	327	T1 3/4	Midg Flange	28	0.04	0.34	1.12	C-2F	0.63	0.23	4000	SL/10	10	
	E328	328	T1 3/4	Midg Flange	6	0.2	0.6	1.2	C-2R	0.63	0.23	1000	SL/10	10	
	E335	335	T1 3/4	Midg Screw	28	0.04	0.34	1.12	C-2F	0.72	0.23	4000	SL/10	10	
	E356	356	G3 1/2	Mini Bay	28	0.17	3.5	4.76	C-2V	0.94	0.43	500	SL/10	10	
	S7829	387	T1 3/4	Midg Flange	28	0.04	0.3	1.12	C-2F	0.63	0.23	10000	SL/10	10	
	E394	394	T1 3/4	Midg Flange	12	0.04	0.12	0.48	C-2F	0.63	0.23	20000	SL/10	10	
	S6936	425	G4 1/2	Mini Screw	5	0.5	2.3	2.5	C-2R	1.07	0.59	15	SL/10	10	
	E428	428	G4 1/2	Mini Screw	12.5	0.25	2.04	3.13	C-2V	1.07	0.59	250	SL/10	10	
	S6937	502	G4 1/2	Mini Screw	5.1	0.15	0.6	0.77	C-2R	1.07	0.59	100	SL/10	10	
	S7832	509K	G6	Candl Screw	24	0.18	2.8	4.32	C-2F	1.38	0.75	1000	SL/10	10	
	E605	605	G4 1/2	Mini Screw	6.15	0.5	3.4	3.08	C-2R	1.07	0.59	15	SL/10	10	
	S7837	656	T3 1/4	Mini Wedge	28	0.06	0.62	1.68	C-2F	1.06	0.4	2500	SL/10	10	
	S6918	755	T3 1/4	Mini Bay	6.3	0.15	0.33	0.95	C-2R	1.19	0.43	20000	SL/10	10	
	S6919	756	T3 1/4	Mini Bay	14	0.08	0.31	1.12	C-2F	1.19	0.43	15000	SL/10	10	
	S6920	757	T3 1/4	Mini Bay	28	0.08	0.62	2.24	C-2F	1.19	0.4	15000	SL/10	10	

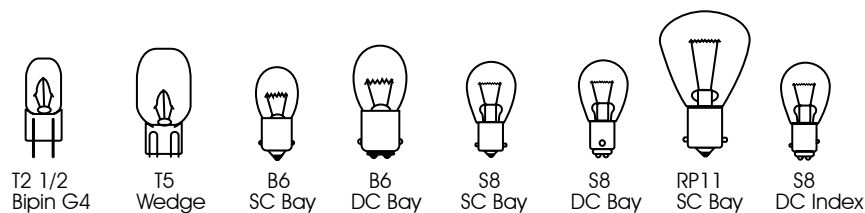
miniatures & sealed beams

Have a special requirement? Visit our website at [www.satco.com](http://www.satco.com)

SL/10 = Sleeve of 10, orders must be placed in multiples of 10

# Miniatures & Sealed Beams

miniatures & sealed beams



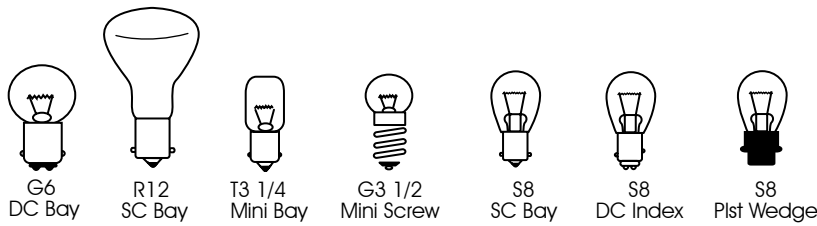
	Satco Product Number	Lamp Number	Lamp Shape	Lamp Base	Design Voltage	Design Amps	MSCP	Approx Watts	Filament	MOL Inches	MOD Inches	Avg Rated Hours	Pkg Type	Ctn.	Notes
	E891	891	T2 1/2	Bipin G4	12.8	8	11.5	100	C-6	1.2	0.32	500	SL/10	10	Hal
	S6938	901	T5	Mini Wedge	12.8	0.31	2.9	3.97	C-2R	1.49	0.62	500	SL/10	10	
	S6939	904	T5	Mini Wedge	13.5	0.69	4	9.32	C-2F	1.49	0.62	5000	SL/10	10	
	S6940	906	T5	Mini Wedge	13	0.69	6	8.97	C-2F	1.49	0.62	1000	SL/10	10	
	S6941	908	T5	Mini Wedge	6	1.5	12	9	C-2R	1.49	0.62	50	SL/10	10	
	S6942	909	T5	Mini Wedge	6	0.62	3	3.72	C-2R	1.49	0.62	50	SL/10	10	
	S6943	912	T5	Mini Wedge	12.8	1	12	12.8	C-2R	1.49	0.62	1000	SL/10	10	
	S7839	914	T5	Mini Wedge	4	0.9	3.5	3.6	C-2R	1.49	0.62	50	SL/10	10	
	E915	915	T5	Mini Wedge	12	0.75	11	9	C-2R	1.49	0.62	50	SL/10	10	
	E916	916	T5	Mini Wedge	13.5	0.54	2	7.29	C-2F	1.49	0.62	10000	SL/10	10	
	E917	917	T5	Mini Wedge	12.8	1.2	10	15.36	C-2F	1.49	0.62	1200	SL/10	10	
	S6944	918	T5	Mini Wedge	12.8	0.56	6.5	7.17	C-2R	1.49	0.62	500	SL/10	10	
	S6945	921	T5	Mini Wedge	12.8	1.4	21	17.92	C-2R	1.49	0.62	1000	SL/10	10	
	E922	922	T5	Mini Wedge	12.8	0.98	15	12.54	C-2R	1.49	0.62	200	SL/10	10	
	S6951	1003	B6	SC Bay	12.8	0.94	15	12.03	C-6	1.75	0.79	200	SL/10	10	
	S6952	1004	B6	DC Bay	12.8	0.94	15	12.03	C-6	1.75	0.79	200	SL/10	10	
	S6955	1073	S8	SC Bay	12.8	1.8	32	23.04	C-6	2	1.04	200	SL/10	10	
	E1076	1076	S8	DC Bay	12.8	1.8	32	23.04	C-6	2	1.04	200	SL/10	10	
	E1129	1129	S8	SC Bay	6.4	2.63	21	16.83	C-6	2	1.04	200	SL/10	10	
	S6967	1133	RP11	SC Bay	6.2	3.91	32	24.24	C-6	2.25	1.42	200	SL/10	10	
	S3624	1133	RP11	SC Bay	6.2	3.91	32	24.24	C-6	2.25	1.42	200	Box	10	
	S3724	1133	RP11	SC Bay	6.2	3.91	32	24.24	C-6	2.25	1.42	200	CD/2	20 (2PK)	
	S6966	1141	S8	SC Bay	12.8	1.6	21	18.43	C-6	2	1.04	1500	SL/10	10	
	E1142	1142	S8	DC Bay	12.8	1.6	21	18.43	C-6	2	1.04	1500	SL/10	10	
	S6956	1154	S8	DC Index	6.4	2.63	21	16.83	C-6	2	1.04	200	SL/10	10	
	S6895	1156	S8	SC Bay	12.8	2.1	32	26.88	C-6	2	1.04	1200	SL/10	10	
	S6896	1156NA	S8	SC Bay	12.8	2.1	24	26.88	C-6	2	1.04	1200	SL/10	10	Amber
	S6957	1157	S8	DC Bay	12.8	2.1	32	26.88	C-6	2	1.04	1200	SL/10	10	
	S6958	1157NA	S8	DC Bay	12.8	2.1	24	26.88	C-6	2	1.04	1200	SL/10	10	Amber

Don't see the lamp you need? Call Customer Service 1-800-43-SATCO

SL/10 = Sleeve of 10, orders must be placed in multiples of 10



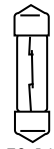
# Miniatures & Sealed Beams



	Satco Product Number	Lamp Number	Lamp Shape	Lamp Base	Design Voltage	Design Amps	MSCP	Approx Watts	Filament	MOL Inches	MOD Inches	Avg Rated Hours	Pkg Type	Ctn.	Notes
	E1252	1252	G6	DC Bay	28	0.23	3	6.44	C-6	1.44	0.75	2000	SL/10	10	Series Fil.
	S1383	1383	R12	SC Bay	13	1.5	n/a	20	C-6	2.63	1.55	300	Box	10	
	S3618	1383-TF <b>SHATTER PROOF</b>	R12	SC Bay	13	1.5	n/a	20	C-6	2.63	1.55	300	Box	10	Teflon Dipped
	E1408	1408	T3 1/4	Mini Bay	10	0.13	0.85	1.3	C-2V	1.19	0.43	250	SL/10	10	
	E1449	1449	G3 1/2	Mini Screw	14	0.2	2	2.8	C-2V	0.94	0.43	250	SL/10	10	
	E1651	1651	S8	SC Bay	5	0.6	3	3	C-6	2	1.04	20	SL/10	10	
	E1813	1813	T3 1/4	Mini Bay	14.4	0.1	0.86	1.44	C-2V	1.19	0.4	1000	SL/10	10	
	E1815	1815	T3 1/4	Mini Bay	14	0.2	1.4	2.8	C-2V	1.19	0.4	3000	SL/10	10	
	E1816	1816	T3 1/4	Mini Bay	13	0.33	3	4.29	C-2V	1.19	0.4	1000	SL/10	10	
	S7821	1820	T3 1/4	Mini Bay	28	0.1	1.6	2.8	C-2F	1.19	0.4	1000	SL/10	10	
	S7822	1829	T3 1/4	Mini Bay	28	0.07	1	1.96	C-2F	1.19	0.4	1000	SL/10	10	
	S7824	1847	T3 1/4	Mini Bay	6.3	0.15	0.38	0.95	C-2R	1.19	0.4	5000	SL/10	10	
	E1864	1864	T3 1/4	Mini Bay	28	0.17	3	4.76	C-2F	1.19	0.4	1500	SL/10	10	
	E1892	1892	T3 1/4	Mini Bay	14.4	0.12	0.75	1.73	C-2F	1.19	0.4	1000	SL/10	10	
	E1893	1893	T3 1/4	Mini Bay	14	0.33	2	4.62	C-2V	1.19	0.4	1000	SL/10	10	
	S6959	2057	S8	DC Index	12.8	2.1	32	26.88	C-6	2	1.04	1200	SL/10	10	
	S6960	2057NA	S8	DC Index	12.8	2.1	24	26.88	C-6	2	1.04	1200	SL/10	10	Amber
	S6961	2357	S8	DC Index	12.8	2.23	40	28.54	C-6	2	1.04	400	SL/10	10	
	S6962	2357NA	S8	DC Index	12.8	2.23	30	28.54	C-6	2	1.04	400	SL/10	10	Amber
	E3057	3057	S8	Plst Wedge	12.8	2.1	32	26.88	C-6	2.09	1.04	1200	SL/10	10	
	S6963	3155	S8	Plst Wedge	12.8	1.6	21	18.43	C-6	2.09	1.04	1500	SL/10	10	
	S6964	3156	S8	Plst Wedge	12.8	2.1	32	26.88	C-6	2.09	1.04	1200	SL/10	10	
	S6965	3157	S8	Plst Wedge	12.8	2.1	32	26.88	C-6	2.09	1.04	1200	SL/10	10	
	E3357	3357	S8	Plst Wedge	12.8	2.23	40	28.54	C-6	2.09	1.04	800	SL/10	10	

miniatures & sealed beams

# Miniatures & Sealed Beams



T3 1/4  
SV8.5/8  
Festoon




B3 1/2  
Flange




T3 1/4  
Mini Wedge







T5  
Wedge

Satco Product Number	Lamp Number	Lamp Shape	Lamp Base	Design Voltage	Design Amps	MSCP	Approx Watts	Filament	MOL Inches	MOD Inches	Avg Rated Hours	Pkg Type	Ctn.	Notes
 S6921	PR2	B3 1/2	Flange	2.38	0.5	0.8	1.19	C-2R	1.25	0.45	15	SL/10	10	2 "D" Cells
S6922	PR3	B3 1/2	Flange	3.57	0.5	1.5	1.79	C-2R	1.25	0.45	15	SL/10	10	3 "D" Cells
S6923	PR4	B3 1/2	Flange	2.33	0.27	0.4	0.63	C-2R	1.25	0.45	10	SL/10	10	2 "C" Cells
S6924	PR6	B3 1/2	Flange	2.47	0.3	0.45	0.74	C-2R	1.25	0.45	30	SL/10	10	2 "D" Cells
S6925	PR7	B3 1/2	Flange	3.7	0.3	0.9	1.11	C-2R	1.25	0.45	30	SL/10	10	3 "D" Cells
S6926	PR12	B3 1/2	Flange	5.95	0.5	3	2.98	C-2R	1.25	0.45	15	SL/10	10	5 "D" Cells
S6927	PR13	B3 1/2	Flange	4.75	0.5	2.2	2.38	C-2R	1.25	0.45	15	SL/10	10	6V Lantern
EPR18	PR18	B3 1/2	Flange	7.2	0.55	5.5	3.96	C-2R	1.25	0.45	3	SL/10	10	6 "D" Cells
S6928	PR30	B3 1/2	Flange	3.75	0.86	2.25	3.23	C-2R	1.25	0.45	40	SL/10	10	Rohrgrbl

## FESTOON Incandescent Lamps

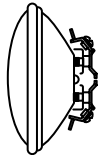
Satco Product Number	Lamp Number	Lamp Shape	Lamp Base	Design Voltage	Design Amps	MSCP	Approx Watts	Filament	MOL Inches	MOD Inches	Avg Rated Hours	Pkg Type	Ctn.	Notes
 VG020	6411	T3 1/4	SV8.5/8	12	.83	100*	10	n/a	1.73	0.39	200	Box	200/10	*Lumens
VG040	6413	T3 1/4	SV8.5/8	12	0.4	45*	5	n/a	1.73	0.39	200	Box	200/10	*Lumens
S2399	6421	T3 1/4	SV8.5/8	24	.125	18*	3	n/a	1.73	0.39	1000	Box	200/10	*Lumens
VG100	6424	T3 1/4	SV8.5/8	24	.2	62*	5	n/a	1.73	0.39	200	Box	200/10	*Lumens
VG130	6429	T3 1/4	SV8.5/8	24	.42	105*	10	n/a	1.73	0.39	200	Box	200/10	*Lumens

## FESTOON & Rigid Loop Xenon Lamps

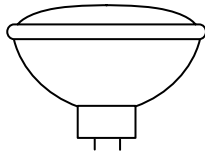
Approx Watts	Lamp Type	Satco Product Number	Lamp Shape	Design Voltage	Design Amps	Finish	Approx Lumens	MOL Inches	MOD Inches	Avg. Rated Hours	Pkg Type	Master Case / Inner
5	Festoon 	S6985	T3 1/4	12	0.37	Clear	50	1.73	0.39	20000	Box	500/10
		S6987	T3 1/4	24	0.19	Clear	50	1.73	0.39	15000	Box	500/10
		S6989	T3 1/4	12	0.37	Frost	50	1.73	0.39	20000	Box	500/10
		S6991	T3 1/4	24	0.19	Frost	50	1.73	0.39	15000	Box	500/10
	Rigid Loop 	S6993	T-3	12	0.417	Clear	45	1.69	0.39	20000	Box	500/10
		S6995	T-3	24	0.208	Clear	40	1.69	0.39	20000	Box	500/10
		S6997	T-3	12	0.417	Frost	45	1.69	0.39	20000	Box	500/10
		S6999	T-3	24	0.208	Frost	40	1.69	0.39	20000	Box	500/10
10	Festoon 	S6986	T3 1/4	12	0.74	Clear	120	1.73	0.39	20000	Box	500/10
		S6988	T3 1/4	24	0.39	Clear	120	1.73	0.39	10000	Box	500/10
		S6990	T3 1/4	12	0.74	Frost	120	1.73	0.39	20000	Box	500/10
		S6992	T3 1/4	24	0.39	Frost	120	1.73	0.39	10000	Box	500/10
	Rigid Loop 	S6994	T-3	12	0.833	Clear	100	1.69	0.39	20000	Box	500/10
		S6996	T-3	24	0.417	Clear	90	1.69	0.39	20000	Box	500/10
		S6998	T-3	12	0.833	Frost	100	1.69	0.39	20000	Box	500/10
		S6850	T-3	24	0.417	Frost	90	1.69	0.39	20000	Box	500/10

Customer Service 1-800-43-SATCO

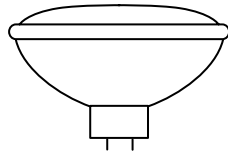
SL/10 = Sleeve of 10, orders must be placed in multiples of 10



PAR 36  
Screw Term.



PAR 56  
Mog End Prong



PAR 64  
Mog End Prong

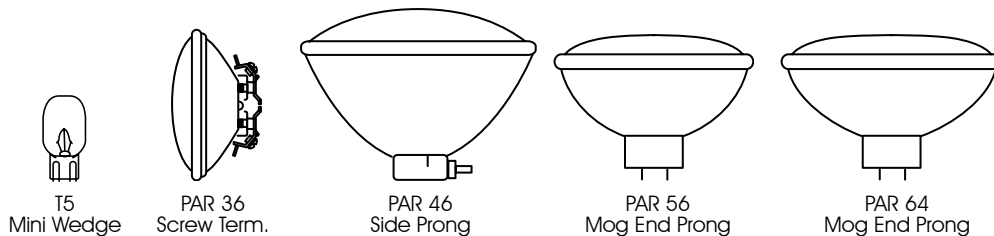
## WEDGE Base Xenon Lamps

Approx Watts	Lamp Base	Satco Product Number	Lamp Shape	Design Voltage	Design Amps	Finish	Approx Lumens	MOL Inches	MOD Inches	Avg. Rated Hours	Pkg Type	Master Case
3	Mini Wedge 	S6968	T3 1/4	12	0.41	Clear	15	1.06	0.41	20000	Box	1000
		S6969	T3 1/4	12	0.37	Clear	33	1.06	0.41	8000	Box	1000
5	Mini Wedge 	S6974	T3 1/4	24	0.21	Clear	38	1.06	0.41	10000	Box	1000
		S6972	T3 1/4	12	0.37	Frost	33	1.06	0.41	8000	Box	1000
		S6976	T3 1/4	24	0.21	Frost	33	1.06	0.41	10000	Box	1000
		S6975	T3 1/4	24	0.31	Clear	65	1.06	0.41	10000	Box	1000
7.5	Mini Wedge 	S6977	T3 1/4	24	0.31	Frost	65	1.06	0.41	10000	Box	1000
		S6979	T5	24	0.3	Clear	68	1.49	0.59	2500	Box	1000
7.2	Mini Wedge 	S6982	T5	24	0.3	Frost	68	1.49	0.59	2500	Box	1000
		S6980	T5	24	0.42	Clear	126	1.49	0.59	2000	Box	1000
10	Mini Wedge 	S6983	T5	24	0.42	Frost	126	1.49	0.59	2000	Box	1000
		S6978	T5	12	1.5	Clear	250	1.49	0.59	10000	Box	1000
18	Mini Wedge 	S6981	T5	12	1.5	Frost	250	1.49	0.59	10000	Box	1000

## Halogen Sealed Beam Lamps for General and Display Lighting

Watts	Bulb	Base	Satco Product Number	Lamp Code	Beam Pattern	Volts	CBCP	Initial Lumens	Avg. Rated Hours	Flmnt	MOL	Pkg Type	Ctn
36	PAR36 	Screw Term.	S4807	36PAR36/CAP/VNSP	SP 5	12	17000	500	4000	CC-8	2.75"	Box	12
			S4808	36PAR36/CAP/NSP	SP 13	12	3500	500	4000	CC-8	2.75"	Box	12
			S4809	36PAR36/CAP/WFL	FL 32	12	1000	500	4000	CC-8	2.75"	Box	12
50	PAR36 	Screw Term.	S4806	50PAR36CAPNSP	SP 6	12	25000	700	4000	CC-8	2.75"	Box	12
500	PAR56 	Mog End Prong	S4668	500PAR56Q/NSP	NSP15	120	78500	8800	4000	CC-6	5.00"	Box	12
			S4669	500PAR56Q/MFL	MFL30	120	40000	8800	4000	CC-6	5.00"	Box	12
			S4670	500PAR56Q/WFL	WFL45	120	19500	8800	4000	CC-6	5.00"	Box	12
1000	PAR64 	Mog End Prong	S4671	1000PAR64Q/NSP	NSP20	120	135000	19400	4000	CC-6	6.00"	Box	6
			S4672	1000PAR64Q/MFL	MFL30	120	82000	19400	4000	CC-6	6.00"	Box	6
			S4673	1000PAR64Q/WFL	WFL60	120	23000	19400	4000	CC-6	6.00"	Box	6

# Miniatures & Sealed Beams



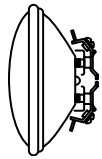
miniatures & sealed beams

## Landscape Lamps 12V

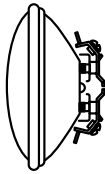
Watts	Bulb	Base	Satco Product Number	Lamp Code	MOD	MOL	Volts	Lumens	Avg. Rated Hours	Fmmt	Pkg Type	Ctn
4	T5	Mini Wedge	S4551	4T5	.62	1.49"	12	44	1000	C2R	4/Card	12
7		Mini Wedge	S4552	7T5	.62	1.49"	12	81	1000	C2R	4/Card	12
11			S4553	11T5	.62	1.49"	12	157	1000	C2R	4/Card	12
18			S4554	18T5	.62	1.49"	12	263	1000	C2R	4/Card	12

## Incandescent Sealed Beam Lamps for General and Display Lighting

Watts	Bulb	Base	Satco Product Number	Lamp Code	Beam Pattern	Volts	CBCP	Initial Lumens	Avg. Rated Hours	Fmmt	MOL	Pkg Type	Ctn
50		Screw Term	S4805	50PAR36/NSP	NSP8	12	11000	330	2000	C-6	2.75"	Box	12
			S4804	50PAR36/WFL	FL35	12	720	330	2000	C-6	2.75"	Box	12
200		Side Prong	S4342	200PAR46/3NSP	NSP12	120	31000	2270	2000	CC-13	4.00"	Box	12
			S4340	200PAR46/3MFL	MFL25	120	11500	2270	2000	CC-13	4.00"	Box	12
200		Mog End Prong	S4344	200PAR56/MFL	MFL22	120	15000	2270	2000	CC-13	5.00"	Box	12
300		Mog End Prong	S4963	300PAR56/NSP	NSP10	120	68000	3850	2000	CC-13	5.00"	Box	12
			S4810	300PAR56/MFL	MFL22	120	24000	3850	2000	CC-13	5.00"	Box	12
			S4346	300PAR56/MFL	MFL22	130	24000	3850	2000	CC-13	5.00"	Box	12
			S4811	300PAR56/WFL	WFL37	120	11000	3850	2000	CC-13	5.00"	Box	12
500		Mog End Prong	S4348	500PAR64/NSP	NSP8	120	110000	6500	2000	CC-13	6.00"	Box	6
			S4349	500PAR64/MFL	MFL23	120	23000	6500	2000	CC-13	6.00"	Box	6
			S4351	500PAR64/WFL	WFL42	120	13000	6500	2000	CC-13	6.00"	Box	6



PAR 36  
Screw Term.



PAR 46  
Screw Term.



## Sealed Beam Lamps for Equipment

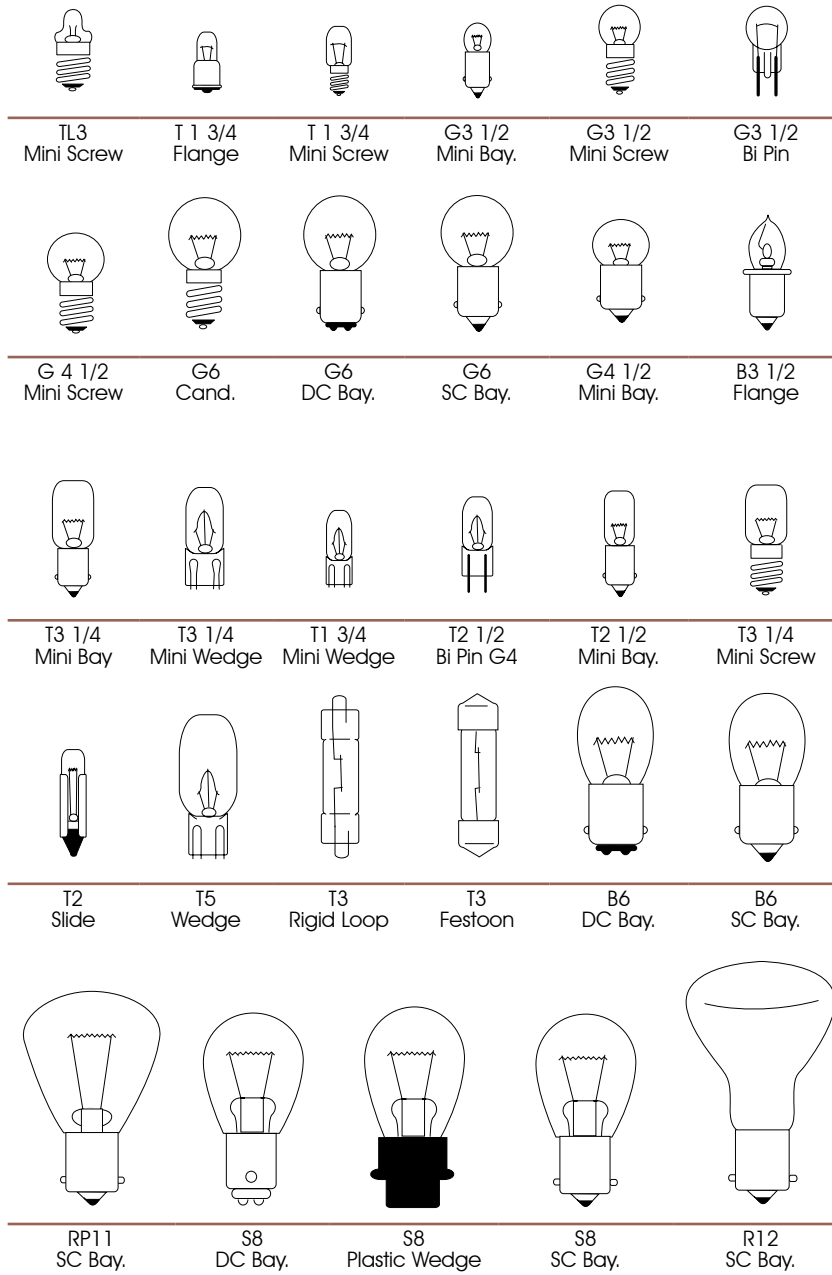
	Satco Order Number	Lamp Code	Lamp Shape	Lamp Base	Design Voltage	Watts	Candle Power	Avg. Rated Hours	M.O.L.	Common Purpose	Pkg Type	Ctn
	S4300	4014	PAR36	Scrw Term	6.4	18.0	1500	200	2.75"	Emergency Ltg	Box	
	S4301	4042	PAR36	Scrw Term	6.4	12.0	1100	150	2.75"	Emergency Ltg	Box	
	S4302	4044	PAR36	Scrw Term	12.0	12.0	1100	150	2.75"	Emergency Ltg	Box	
	S4303	4405	PAR36	Scrw Term	12.8	30.0	50000	100	2.75"	Spotlamp	Box	
	S4304	4406	PAR36	Scrw Term	12.8	35.0	600	300	2.75"	Tractor / Flood	Box	
	S4305	4411	PAR36	Scrw Term	12.8	35.0	3000	300	2.75"	Tractor	Box	
	S4306	4414	PAR36	Scrw Term	12.8	18.0	1500	300	2.75"	Warning Sig / Emrgncy	Box	
	S4307	4415	PAR36	Scrw Term	12.8	35.0	9000	300	2.75"	Fog	Box	
	S4316	4416	PAR36	Scrw Term	12.8	30.0	35000	100	2.75"	Spotlamp / Signal	Box	
	S4335	4435	PAR46	Scrw Term	12.8	30.0	75000	100	3.75"	Spotlamp	Box	
	S4317	4446	PAR36	Scrw Term	12.8	25.0	400	300	2.75"	Emergency Ltg	Box	
	S4318	4502	PAR36	Scrw Term	28.0	50.0	10000	400	2.75"	Auto HdImp / Signal	Box	
	S4319	4505	PAR36	Scrw Term	28.0	50.0	45000	400	2.75"	Aircraft / Navigation	Box	
	S4320	4509	PAR36	Scrw Term	13.0	100.0	110000	25	2.75"	Aircraft/Landing/Spotlt	Box	
	S4321	4510	PAR36	Scrw Term	6.4	25.0	800	300	2.75"	Tractor/Emergency Ltg	Box	
	S4322	4515	PAR36	Scrw Term	6.4	30.0	55000	100	2.75"	Spotlamp	Box	
	S4323	4516	PAR36	Scrw Term	6.2	30.0	45000	300	2.75"	Spotlamp	Box	
	S4324	4535	PAR46	Scrw Term	6.4	30.0	95000	100	3.75"	Spotlamp	Box	
	S4336	4546	PAR36	Scrw Term	4.7	.50A	6300	100	2.75"	Spotlamp	Box	
	S4333	7613	PAR36	Scrw Term	6.0	8.0	400	50	2.75"	Emergency Ltg	Box	
	S4334	7672-1	PAR36	Slip-On Term	6.0	7.2	350	50	2.75"	Emergency Ltg	Box	

## Halogen Sealed Beam Lamps for Equipment

	Satco Product Number	Lamp Code	Lamp Shape	Lamp Base	Design Voltage	Watts	Candle Power	Avg. Rated Hours	M.O.L.	Common Purpose	Pkg Type	Ctn
	S4325	H7550	PAR36	Scrw Term	6.0	8.0	25000	50	2.75"	Hand Lantern	Box	
	S4326	H7551	PAR36	Scrw Term	6.0	8.0	550	50	2.75"	Emergency Ltg	Box	
	S4327	H7552	PAR36	Scrw Term	6.0	10.0	650	50	2.75"	Emergency Ltg	Box	
	S4328	H7553	PAR36	Scrw Term	6.0	12.0	850	50	2.75"	Emergency Ltg	Box	
	S4329	H7554	PAR36	Scrw Term	6.0	80.0		50	2.75"	Emergency Ltg	Box	
	S4330	H7555	PAR36	Scrw Term	12.0	8.0	550	50	2.75"	Emergency Ltg	Box	
	S4331	H7556	PAR36	Scrw Term	6.0	6.0	400	50	2.75"	Emergency Ltg	Box	
	S4332	H7557	PAR36	Scrw Term	12.0	12.0	850	50	2.75"	Emergency Ltg	Box	

miniatures & sealed beams

# Miniatures at a Glance



*For information on  
our merchandising  
programs,*

**SATCO**

...let us show You the light!  
**LIGHTING Center**

**SATCO**

...let us show You the light!  
**LIGHTING Center**



*please call  
Customer Service at  
**1-800-43-SATCO***



**1-800-43-SATCO**

**www.satco.com**

**NEW YORK EXECUTIVE OFFICES & WAREHOUSE:**

110 HEARTLAND Blvd., Brentwood, N.Y. 11717  
800-437-2826 (631) 243-2022 FAX (631) 243-2027

**NATIONAL TOLL-FREE:**

1-800-43-SATCO (1-800-437-2826)  
www.satco.com

**FLORIDA**

900 N.W. 159th Drive,  
Miami, FL 33169  
800-437-2826  
(305) 624-2044  
FAX (305) 623-0286

**TEXAS**

2000 Valwood Parkway,  
Farmers Branch, TX 75234  
800-437-2826  
(972) 247-2437  
FAX (972) 247-5408

**CALIFORNIA**

31288 San Benito St.  
Hayward, CA. 94544  
800-437-2826  
(510) 487-4822  
FAX (510) 487-8955

**WASHINGTON**

4710 116TH St. S.W.  
Mukilteo, WA 98275  
800-437-2826  
(425) 789-3300  
FAX (425) 789-3310

**PUERTO RICO**

Campeche Street 23,  
Julio N. Matos Industrial  
Park, Carolina, PR 00984  
(787) 757-3510  
FAX (787) 757-3540

Not responsible for typographical errors.  
Data subject to change without notice.

This catalog is for reference only. Please consult primary lamp  
manufacturers instructions for detailed product information.

2010 SATCO Products Inc.  
All Rights Reserved  
Printed in China  
CAT#: SA2013  
\$10.00