



**IDEAL Full-Line Catalog**



You know the craft inside and out. You're never finished with the job until it meets your standards. You take **pride** in the way you go about day-to-day business, and that means only using equipment that can hold up its end of the bargain. We understand that kind of pride. Every day IDEAL considers the needs of electricians and the result is a line of products worthy of a professional.



The tools and instruments you use say a lot about the quality of work you do. You know what it takes to succeed in today's modern electrical world and IDEAL fills those needs with high-quality, innovative solutions. We realize there's a bond between a professional and his equipment that can't be broken by the latest gimmick. That's why this catalog is filled with thoughtfully designed **products** you can depend on for years.



Every IDEAL product is designed to deliver superior **performance**. That means they're built to be easy-to-use, they're built to last and, most importantly, they're built with your safety in mind. One day, one job at a time, IDEAL products are there to help you perform at the highest level.




**Wire Termination**

Twist-On Wire Connectors . . . . .A-2  
 Wire Connector Accessories . . . . .A-10  
 Push-In Wire Connectors . . . . .A-12  
 Grounding Connectors . . . . .A-14  
 Crimp Terminals & Splices . . . . .A-16  
 Terminal Strips . . . . .A-23  
 Crimp Connectors & Insulators . . . . .A-27  
 Set-Screw Wire Connectors . . . . .A-28  
 Mechanical Lugs . . . . .A-29  
 BUCHANAN Wire Connectors . . . . .A-36  
 BUCHANAN Streetlight Kits . . . . .A-40  
 BUCHANAN Terminal Blocks . . . . .A-44




**Wire Installation**

Fish Tapes . . . . .B-2  
 Fish Tape Accessories . . . . .B-6  
 Fishing Poles . . . . .B-7  
 Wire Pulling Lubricants . . . . .B-8  
 Wire Pulling Lubricant Accessories . . . . .B-12  
 Conduit Benders . . . . .B-13  
 Pulling Supplies . . . . .B-15




**Tools and Totes**

Wire Strippers . . . . .C-2  
 Pliers . . . . .C-16  
 Screwdrivers . . . . .C-24  
 Cable Cutters . . . . .C-30  
 Crimp Tools . . . . .C-31  
 Miscellaneous Hand Tools . . . . .C-32  
 Tool Kits . . . . .C-34  
 Tool Carriers . . . . .C-38  
 Insulated Hand Tools . . . . .C-42  
 Cutting & Holemaking Tools . . . . .C-46




**Wire Management**

Cable Ties . . . . .D-2  
 Cable Staples . . . . .D-10  
 Heat Shrink . . . . .D-12  
 Heat Guns . . . . .D-15  
 Wire Markers . . . . .D-16  
 Lockout/Tagout Products . . . . .D-19  
 Safety Signs . . . . .D-42



**Test and Measurement**

Digital Multimeters . . . . .E-2  
 Clamp Meters . . . . .E-10  
 Ground Resistance Meters . . . . .E-18  
 Insulation & Earth Testers . . . . .E-19  
 Power Quality Meters . . . . .E-20  
 Circuit Analyzers . . . . .E-23  
 Circuit Identifiers . . . . .E-24  
 Receptacle Testers . . . . .E-25  
 Voltage/Continuity Testers . . . . .E-26  
 Electrical Testers . . . . .E-28  
 Specialty Testers . . . . .E-30  
 Accessories . . . . .E-31



**DataComm Equipment**

Testers . . . . .F-2  
 Hand Tools . . . . .F-10  
 Crimp Tools & Die Sets . . . . .F-13  
 Compression Tools & Connectors . . . . .F-15  
 Tool & Connector Kits . . . . .F-17  
 Fiber Optic Tools . . . . .F-26



**Supplies**


Switches . . . . .G-2  
 Indicator Lights . . . . .G-11  
 Clips . . . . .G-12  
 Accessories . . . . .G-13  
 Commutator Maintenance . . . . .G-17



CERTIFIED  
 ISO 9001:2000



# Connectors designed for every application





## **Wire-Nut® Wire Connectors**

The original twist-on wire connector features a positive-grip design for easy installation. Five color-coded models cover hundreds of wire combinations from 22 through 8 AWG. The fixed square-wire spring provides a secure connection that won't relax over time.

## **Wing-Nut® Wire Connectors**

The next step in IDEAL wire connector innovation. Three models accommodate a wide range of circuit and fixture wiring combinations from 18 through 6 AWG. Built-in, contoured wings provide extra leverage on maximum wire combinations. And the live-action spring expands to accept a broader range of wire shapes and sizes.



## **Twister® Wire Connectors**

The industry's premier wire connector. Just two models accommodate the majority of common wiring configurations from 22 through 6 AWG. The ribbed cap provides a secure grip and swept wings offer extra leverage. A patented square-wire spring provides safe, secure connections.

## **Twister® Al/Cu Wire Connectors**

The only aluminum-to-copper twist-on wire connector. Specially formulated compound reduces corrosion build-up on aluminum conductors for better conductivity and cooler connections. UL Listed and CSA Certified for aluminum-to-copper connections.




## **Twister® DB Plus™ Wire Connectors**

The smallest wet location/direct burial wire connector. Offers the widest range of wire combinations from 20 through 12 AWG. Features non-hardening sealant to ensure safe and moisture-free connections. UL Listed and CSA Certified for underground and wet locations.

## **B-CAP®**


Contoured Classic Fins™ provide a secure grip for extra torque. Three models cover a full range of wire sizes from 22 through 6 AWG. The square-wire spring locks onto conductor for fast, secure connections. Compact size allows easy handling and installation.






**A**

**Wire Termination**

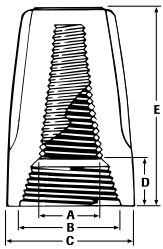


## Wire-Nut® Wire Connectors

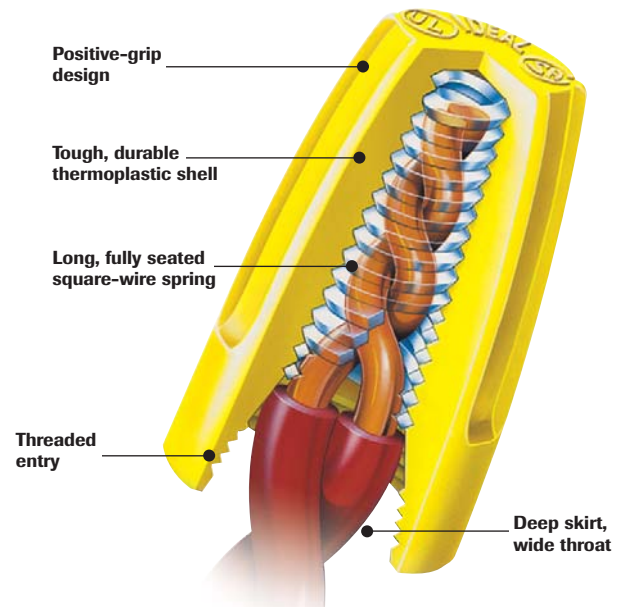
- Five color-coded models cover a full range of wire sizes from 22 - 8 AWG
- Fixed, square-wire spring creates its own threads – maintains a secure positive grip that will not relax over time
- No pre-twisting required – positive grip design provides fast, easy installation
- Deep, wide skirt helps protect against flash-over and turned-back strands for maximum dielectric protection
- Reusable for easy circuit changes and additions
- Tough, UL94V-2 flame-retardant shell rated at 105°C (221°F)
- UL Listed to 486C and CSA certified to C22.2 #188; comply with Federal Specification W-S-610E
- Classified in accordance with IEC Publications 998-2 and 998-2-4



### Dimensions (Inches/mm)



Model	A	B	C	D	E
71B®	11/64 4.5	1/4 6.5	21/64 8	11/64 4.5	37/64 15
72B®	11/64 4.5	5/16 8	25/64 10	3/16 5	45/64 18
73B®	11/64 4.5	11/32 9	7/16 11	11/32 9	55/64 22
74B®	17/64 7	7/16 11	35/64 14	5/16 8	61/64 24
76B®	9/32 7	1/2 13	19/32 15	3/8 10	1-1/16 27



Model	Color	Wire Combination Range	Wire Combination Range (mm)	Quantity	Cat. No.
71B®	Gray	300V 22 to 16 AWG Min. 2 #22 – Max. 2 #16	300V ,34mm <sup>2</sup> to 1,5mm <sup>2</sup> Min. 2-,34mm <sup>2</sup> Max. 3-1,5mm <sup>2</sup>	Box of 100	<b>30-071</b>
				Carton of 1,000	<b>30-171</b>
				Keg of 25,000 (loose pack)	<b>30-271</b>
				Barrel of 150,000	<b>30-871</b>
72B®	Blue	300V 22 to 14 AWG Min. 2 #22 – Max. 3 #16	300V ,34mm <sup>2</sup> to 2,5mm <sup>2</sup> Min. 2-,34mm <sup>2</sup> Max. 3-1,5mm <sup>2</sup>	Box of 100	<b>30-072</b>
				Carton of 1,000	<b>30-172</b>
				Keg of 10,000 (loose pack)	<b>30-272</b>
				Barrel of 85,000	<b>30-872</b>
73B®	Orange	600V* 22 to 14 AWG Min. 1 #18 & 1 #20 Max. 4 #16 & 1 #20	600V* ,34mm <sup>2</sup> to 2,5mm <sup>2</sup> Min. 1-,75mm <sup>2</sup> w/1-,50mm <sup>2</sup> Max. 4-1,5mm <sup>2</sup> w/1-,50mm <sup>2</sup>	Box of 100	<b>30-073</b>
				Jar of 300	<b>30-073J</b>
				Carton of 1,000	<b>30-173</b>
				Keg of 10,000 (20 bags, 500 ea.)	<b>30-273</b>
74B®	Yellow	600V* 18 to 12 AWG Min. 2 #18 Max. 4 #14 & 1 #18	600V* ,75mm <sup>2</sup> to 4,0mm <sup>2</sup> Min. 2-,75mm <sup>2</sup> Max. 4-2,5mm <sup>2</sup> w/1-,75mm <sup>2</sup>	Keg of 10,000 (loose pack)	<b>30-673</b>
				Barrel of 50,000	<b>30-873</b>
				Box of 100	<b>30-074</b>
				Jar of 175	<b>30-074J</b>
76B®	Red	600V* 18 to 10 AWG Min. 2 #14 Max. 2 #10 & 2 #12	600V* ,75mm <sup>2</sup> to 6,0mm <sup>2</sup> Min. 2-2,5mm <sup>2</sup> Max. 2-6,0mm <sup>2</sup> w/2-4,0mm <sup>2</sup>	Carton of 1,000	<b>30-174</b>
				Keg of 5,000 (10 bags, 500 ea.)	<b>30-274</b>
				Keg of 10,000 (loose pack)	<b>30-674</b>
				Barrel of 35,000	<b>30-874</b>
				Box of 100	<b>30-076</b>
				Carton of 1,000	<b>30-176</b>
				Keg of 5,000 (20 bags, 250 ea.)	<b>30-276</b>
				Barrel of 15,000	<b>30-876</b>

\*1,000V maximum in fixtures and signs

## High Temperature Wire-Nut® Wire Connectors

All of the Wire-Nut® Wire Connector features plus:

- Black, thermoplastic shell specially designed to withstand the extreme heat build-up commonly found in high-wattage light fixtures and signs. UL Listed to 150°C (302°F)
- Four models to cover wire ranges from 22 through 12 AWG

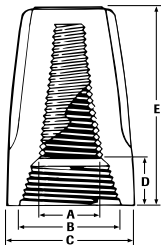


Model	Color	Wire Combination Range	Wire Combination Range (mm)	Quantity	Cat. No.
71B®	Black	300V 22 to 16 AWG Min. 2 #22 Str Max. 2 #16	300V ,34mm² to 1,5mm² Min. 2-,34mm² Max. 2-,1,5mm²	Carton of 1,000	<b>30-151</b>
				Keg of 25,000 (loose pack)	<b>30-251</b>
72B®	Black	300V 22 to 14 AWG Min. 2 #22 Max. 3 #16	300V ,34mm² to 2,5mm² Min. 2-,34mm² Max. 3-,1,5mm²	Carton of 1,000	<b>30-152</b>
				Keg of 10,000 (loose pack)	<b>30-252</b>
73B®	Black	600V* 22 to 14 AWG Min. 1 #18 w/1 #20 Max. 4 #16 & 1 #20	600V* ,34mm² to 2,5mm² Min. 1-,75mm² w/1-,50mm² Max. 4-,1,5mm² w/1-,50mm²	Carton of 1,000	<b>30-153</b>
				Keg of 10,000 (loose pack)	<b>30-253</b>
59B™	Black	600V* 22 to 12 AWG Min. 2 #20 Max. 3 #14	600V* ,34mm² to 4,0mm² Min. 2-,5mm² Max. 3-,2,5mm²	Box of 100	<b>30-059</b>
				Carton of 1,000	<b>30-159</b>
				Keg of 5,000 (loose pack)	<b>30-259</b>

\*1,000V maximum in fixtures and signs



### Dimensions (Inches / mm)



Model	A	B	C	D	E
71B®	5/32	1/4	21/64	13/64	37/64
Black	4	6.5	8	5	15
72B®	13/64	5/16	25/64	15/64	45/64
Black	5	8	10	6	18
73B®	13/64	23/64	7/16	3/8	55/64
Black	5	9	11	9.5	22
59B™	13/64	13/32	31/64	37/64	1-1/16
Black	5	10	12	14.5	27

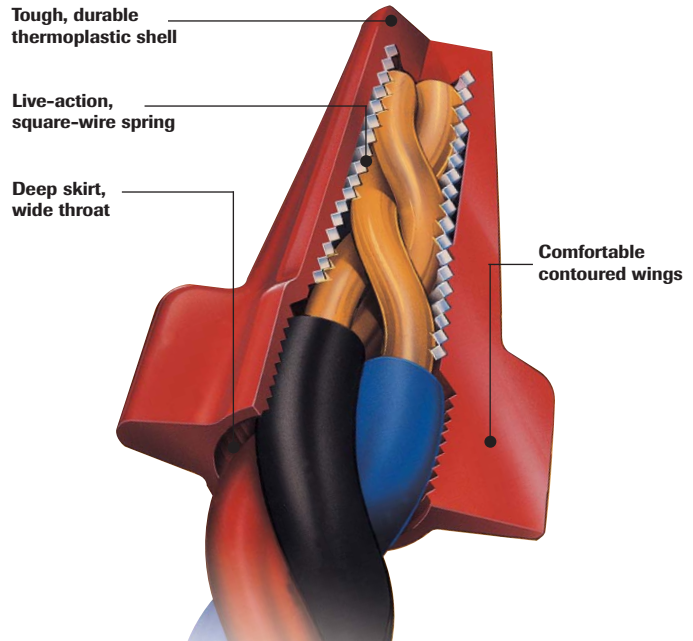


## Wing-Nut® Wire Connectors

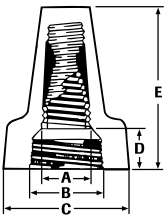
- Three color-coded models cover a full range of wire sizes from 18 through 6 AWG
- Specially designed contoured wings provide a secure grip for extra leverage on maximum wire combinations
- Live-action spring expands to accept wire shape and size with no pre-twisting required
- Square-wire spring threads directly onto conductors for fast, secure connections
- Deep skirt helps protect against flash-over and turned-back strands for maximum dielectric protection
- Easily removed for repeat usage on same size or larger wire combinations
- Tough, UL 94V-2 flame-retardant shell rated at 105°C (221°F)
- UL Listed to 486C and CSA Certified to C22.2 #188; comply with Federal Specification W-S-610E
- Classified in accordance with IEC Publications 998-2 and 998-2-4



Wire Connectors



### Dimensions (Inches/mm)



Model	A	B	C	D	E
451°	15/64 6	11/32 9	11/16 18	5/16 8	1-1/64 26
452°	21/64 8.5	15/32 12	15/16 24	5/16 8	1-15/64 31.5
454°	7/16 11	5/8 16	1-3/16 30	13/32 10.5	1-15/32 37.5
92°	21/64 8.5	13/32 10.5	29/32 23	9/32 10	1-5/32 30

Model	Color	Wire Combination Range	Wire Combination Range (mm)	Quantity	Cat. No.
451°	Yellow	600V* 18 thru 10 AWG Min. 2 #18 Max. 3 #12	600V* ,75mm <sup>2</sup> to 6,0mm <sup>2</sup> Min. 2-,75mm <sup>2</sup> Max. 3-4,0mm <sup>2</sup>	Box of 100	<b>30-451</b>
				Jar of 225	<b>30-451J</b>
				Jar of 500	<b>30-651J</b>
				Carton of 1,000	<b>30-551</b>
				Keg of 5,000 (10 bags, 500 ea.)	<b>30-651</b>
452°	Red	600V* 18 thru 8 AWG <b>Min. 2 #18</b> <b>Max. 4 #10</b>	600V* ,75mm <sup>2</sup> to 10,0mm <sup>2</sup> Min. 2-,75mm <sup>2</sup> Max. 4-6,0mm <sup>2</sup>	Barrel of 35,000	<b>30-851</b>
				Box of 100	<b>30-452</b>
				Jar of 300	<b>30-452J</b>
				Jar of 500	<b>30-652J</b>
				Carton of 1,000	<b>30-552</b>
454°	Blue	600V* 14 thru 6 AWG Min. 3 #12 Max. 1 #6 & 2 #8	600V* 2,5mm <sup>2</sup> to 16,0mm <sup>2</sup> Min. 3-4,0mm <sup>2</sup> Max. 2-16,0mm <sup>2</sup> w/1-4,0mm <sup>2</sup>	Keg of 5,000 (10 bags, 500 ea.)	<b>30-652</b>
				Barrel of 25,000	<b>30-852</b>
				Box of 50	<b>30-454</b>
				Keg of 2,500 (25 bags, 100 ea.)	<b>30-654</b>

\*1,000V maximum in fixtures and signs


Model	Wire Combinations
451 Yellow	Min 2 #18 to Max 3 #12
452 Red	Min 2 #18 to Max 4 #10
454 Blue	Min 3 #12 to Max 1 #6 & 2 #8





## Greenie® Grounding Connector

- Designed for making ground connections and bonding non-metallic sheathed cable
- Contoured wings for maximum leverage
- Live-action, square-wire spring provides superior grounding connections
- Tough, UL 94V-2 flame-retardant shell
- UL Listed to 467 and CSA Certified to C22.2 #188; complies with Federal Specification W-S-610E



Model	Wire Combination Range	Wire Combination Range (mm)	Quantity	Cat. No.
92®	14 thru 10 AWG Min. 2 #14 Max. 3 #12 & 1 #14	2,5mm <sup>2</sup> to 6,0mm <sup>2</sup> Min. 2-2,5mm <sup>2</sup> Max. 3-4,0mm <sup>2</sup> w/1-2,5mm <sup>2</sup>	Box of 100	<b>30-092</b>
			Jar of 150	<b>30-092J</b>
			Carton of 1,000	<b>30-192</b>
			Keg of 5,000 (10 bags, 500 ea.)	<b>30-292</b>



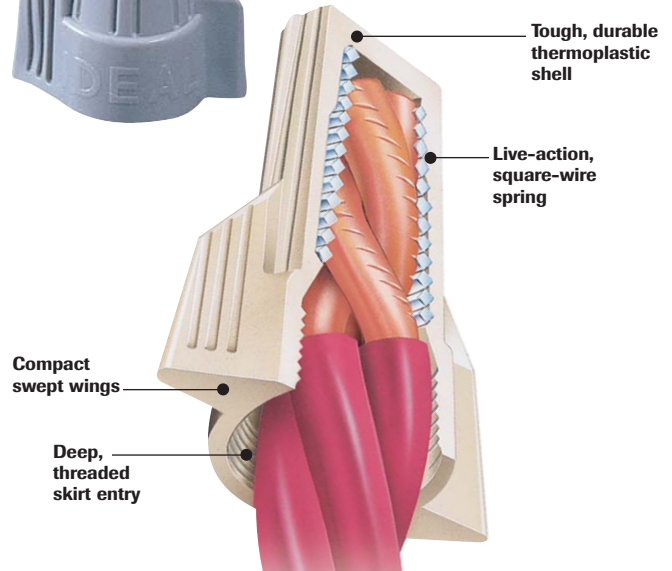

**Greenie® Grounding Connector fully meets the intent of the N.E.C. and specifically aids in compliance with the following:**

### ARTICLE 250: GROUNDING

- 250-146 Connecting Receptacle Grounding Terminal to Box
- 250-148 Continuity and Attachment of Equipment Grounding Conductors to Boxes
  - (B) Grounding continuity
  - (D) Nonmetallic boxes

## Twister® Wire Connectors

- Exceptional wire-range capacity – three models handle wire combinations from as small as 22 AWG to as large as 6 AWG
- Ribbed cap provides a secure grip and fast fingertip starts
- Swept wings offer extra leverage and less effort for large wire combinations
- Hexagonal shape accommodates standard nutdriver for tool installation
- Live-action, square-wire spring locks onto wire for safe, secure connections
- Deep skirt helps protect against flash-over and turned-back strands for maximum dielectric protection
- Tough, UL 94V-2 flame-retardant shell rated at 105°C (221°F)
- UL Listed to 486C and CSA Certified to C22.2 #188; comply with Federal Specification W-S-610E
- Classified in accordance with IEC Publications 998-2 and 998-2-4

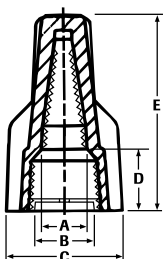


Model	Color	Wire Combination Range	Wire Combination Range (mm)	Quantity	Cat. No.
340°	Lt. Blue	600V* 22 thru 10 AWG Min. 2 #22 Max. 3 #12	600V* ,34mm <sup>2</sup> to 4,0mm <sup>2</sup> Min. 2-,34mm <sup>2</sup> Max. 3-4,0mm <sup>2</sup>	Box of 100	<b>30-340</b>
				Bag of 500	<b>30-640</b>
				Jar of 500	<b>30-640J</b>
				Barrel of 35,000	<b>30-840</b>
341°	Tan	600V* 22 thru 8 AWG Min. 3 #22 Max. 3 #10	600V* ,34mm <sup>2</sup> to 10,0mm <sup>2</sup> Min. 3-,34mm <sup>2</sup> Max. 3-6,0mm <sup>2</sup>	Box of 50	<b>30-141</b>
				Box of 100	<b>30-341</b>
				Jar of 400	<b>30-441J</b>
				Jar of 750	<b>30-341J</b>
				Carton of 1,000	<b>30-541</b>
				Keg of 5,000 (10 bags, 500 ea.)	<b>30-641</b>
				Barrel of 25,000	<b>30-841</b>
342°	Gray	600V* 18 thru 8 AWG Min. 3 #14 Max. 2 #8 w/2 #12	600V* ,75mm <sup>2</sup> to 10,0mm <sup>2</sup> Min. 3-2,5mm <sup>2</sup> Max. 2-10,0mm <sup>2</sup> w/2-4,0mm <sup>2</sup>	Box of 25	<b>30-142</b>
				Box of 50	<b>30-342</b>
				Keg of 2,500 (10 bags, 250 ea.)	<b>30-642</b>

\*1,000V maximum in fixtures and signs



Combination	2#22	3#22	3#14	3 #12	3#10	2#12 w/2#8
Cir Mil Area	1,280 (.65mm <sup>2</sup> )	1,920 (.97mm <sup>2</sup> )	12,330 (6.24mm <sup>2</sup> )	19,590 (9.93mm <sup>2</sup> )	31,140 (15.78mm <sup>2</sup> )	46,080 (23mm <sup>2</sup> )
340°	[Diagram showing wire range for 340°]					
341°	[Diagram showing wire range for 341°]					
342°	[Diagram showing wire range for 342°]					



### Dimensions (Inches/mm)

Model	A	B	C	D	E
340° Lt. Blue	5/16 7.8	3/8 9.5	39/64 15.2	27/64 10.6	63/64 24.9
341° Tan	17/64 7	29/64 11.5	23/32 18	23/64 9	1-1/8 28.5
342° Gray	3/8 9.5	9/16 20	1.0 25.5	13/32 10.5	1-19/64 33

## Twister<sup>®</sup> Wire Connector PRO

- SureGrip™ overmolding provides better grip for improved leverage and more torque
- Comfortable swept wings designed to help reduce hand fatigue
- Expanding square-wire spring provides a secure connection every time
- Better grip and more leverage for faster connections with less effort




Molded vertical grooves provide maximum grip

Patented swept-wing SureGrip™ design

Exceptional wire range and capacity  
- Min. 2 #18  
- Max. 4 #10



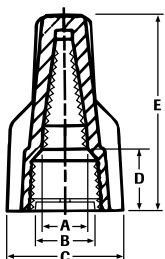
Wire Connectors

Model	Color	Wire Combination Range	Wire Combination Range (mm)	Quantity	Cat. No.
344	Red/Gray 	600V* 22 to 8 AWG Min. 2 #18 Max. 4 #10	600V* ,34mm <sup>2</sup> to 10,0mm <sup>2</sup> Min. 2-,75mm <sup>2</sup> Max. 4-6,0mm <sup>2</sup>	Tube of 25	30-144J
				Jar of 250	30-244J
				Jar of 500	30-644J

\*1,000V maximum in fixtures and signs



Combination	Min. 2 #18	4 #14	5 #12	Max. 4 #10
344 <sup>®</sup>	[Progressive bar showing compatibility with wire combinations]			



### Dimensions (Inches/mm)


Model	A	B	C	D	E
344 Red/Gray	11/32 8.8	1/2 12.7	15/16 23.5	7/16 10.7	1-1/4 31.8

## WeatherProof™ and UnderGround™ Wire Connectors

- Silicone-based sealant protects against moisture and corrosion
- Easy to apply, pre-filled twist-on wire connectors
- UL Listed to 486D for use in damp/wet locations or direct burial
- Handles wire sizes from #20 to #6 copper conductors

**WeatherProof™** – suitable for interior and exterior electrical connections exposed to rain or damp conditions.

**UnderGround™** – suitable for use in a wide variety of direct burial and wet location electrical connections.



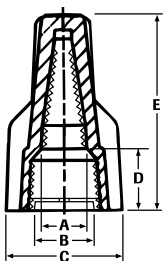
WeatherProof™ Wire Connectors

Model	Color	Wire Combination Range	Wire Combination Range (mm)	Quantity	Cat. No.
61	Blue/Orange	600V* 22 to 14 AWG Min. 2 #20 Max. 2 #14	600V* ,34mm <sup>2</sup> to 4,0mm <sup>2</sup> Min. 2-,5mm <sup>2</sup> Max. 2-2,5mm <sup>2</sup>	Card of 6	<b>30-061</b>
				Card of 25	<b>30-161</b>
				Box of 100	<b>30-261</b>
				Box of 1,000	<b>30-361</b>
62	Blue/Red	600V* 18 to 8 AWG Min. 2 #18 Max. 3 #10	600V* ,75mm <sup>2</sup> to 10,0mm <sup>2</sup> Min. 2-,75mm <sup>2</sup> Max. 3-6,0mm <sup>2</sup>	Card of 5	<b>30-062</b>
				Card of 20	<b>30-162</b>
				Box of 100	<b>30-262</b>
				Box of 1,000	<b>30-362</b>
63	Blue/Dr. Blue	600V* 16 to 6 AWG Min. 3 #14 Max. 2 #8 & 1 #10	600V* 1,5mm <sup>2</sup> to 16,0mm <sup>2</sup> Min. 3-2,5mm <sup>2</sup> Max. 2-10,0mm <sup>2</sup> w/1-6,0mm <sup>2</sup>	Card of 3	<b>30-063</b>
				Card of 15	<b>30-163</b>
				Box of 100	<b>30-263</b>
				Box of 1,000 (yellow)	<b>30-363</b>

UnderGround™ Wire Connectors

Model	Color	Wire Combination Range	Wire Combination Range (mm)	Quantity	Cat. No.
60	Blue/Blue	600V* 20 to 10 AWG Min. 2 #20 Max. 1 #10 & 2 #12	600V* ,5mm <sup>2</sup> to 6,0mm <sup>2</sup> Min. 2-,5mm <sup>2</sup> Max. 1-6,0mm <sup>2</sup> w/2-4,0mm <sup>2</sup>	Card of 2	<b>30-060</b>
				Card of 10	<b>30-760</b>
	Yellow			Box of 100	<b>30-260</b>
				Box of 1,000	<b>30-360</b>
64	Blue/Dk. Blue	600V* 18 to 8 AWG Min. 2 #18 Max. 3 #10	600V* ,75mm <sup>2</sup> to 10,0mm <sup>2</sup> Min. 2-,75mm <sup>2</sup> Max. 3-6,0mm <sup>2</sup>	Box of 1,000 (yellow)	<b>30-360Y</b>
				Card of 2	<b>30-064</b>
	Yellow			Card of 10	<b>30-764</b>
				Box of 50	<b>30-264</b>
		Box of 1,000	<b>30-364</b>		
			Box of 25 (yellow)	<b>30-164Y</b>	

\*1,000V maximum in fixtures and signs



Dimensions (Inches/mm)

Model	A	B	C	D	E
61	3/16 (4,8)	5/16 (7,9)	21/32 (16,7)	13/32 (10,3)	29/32 (23,0)
62	9/32 (7,1)	1/2 (12,7)	15/16 (23,8)	19/32 (15,1)	1-11/32 (34,1)
63	3/8 (9,5)	19/32 (15,1)	1-1/16 (27,0)	23/32 (18,3)	1-19/32(40,5)
60	9/32 (7,1)	17/32 (13,5)	41/64 (16,2)	55/64 (22,0)	1-21/32 (42,0)
64	9/32 (7,1)	19/32 (15,1)	29/32 (23,0)	1-1/8 (28,6)	2-1/32 (51,6)

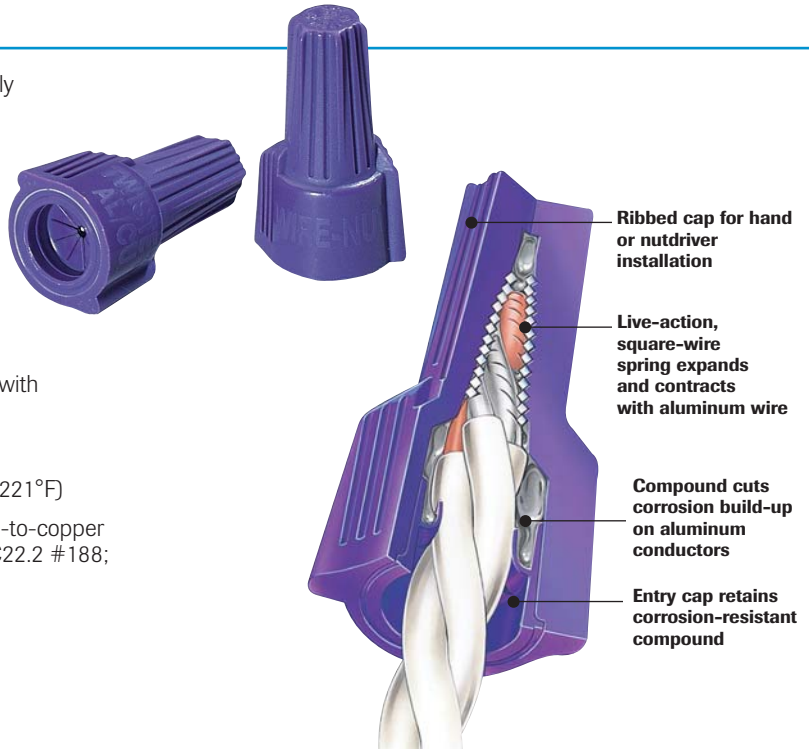
**WARNING:**

1. One time use only. Do not reuse.
2. Wiring must comply with all applicable electrical codes.
3. For use on copper wire only. Do not use on aluminum wire.
4. Not for use in continuous submersion applications.



## Twister® Al/Cu Wire Connector

- Only aluminum-to-copper twist-on connector specifically designed to guarantee a secure connection while preventing aluminum corrosion
- Specially formulated corrosion-resistant compound cuts and penetrates corrosion build-up on aluminum conductors for increased conductivity and cooler connections
- Compact, one-piece design features ribbed cap, swept wings and hexagonal head for easy installation by hand or with standard nutdriver
- Live-action, square-wire spring expands and contracts with aluminum wire
- Deep skirt provides maximum dielectric strength
- Tough, UL 94V-2 flame-retardant shell rated at 105°C (221°F)
- Complies with N.E.C. Section #110-14(b) for aluminum-to-copper connections; UL Listed to 486C and CSA Certified to C22.2 #188; complies with Federal Specification W-S-610E
- UL Listed to 467 for grounding and bonding

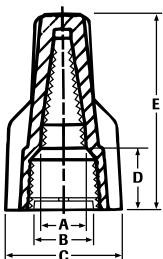


Model	Color	Wire Combinations	Quantity	Cat. No.
65	Purple	1 #10 Al solid w/1 or 2 #10 Cu solid	Card of 2	30-065
		1 #10 Al w/1 or 2 #12 Cu		
		2 #10 Al solid w/1 #12 Cu	Card of 10	30-765
		1 #10 Al w/1 or 2 #14 Cu		
		2 #10 Al solid w/1 #14 Cu	Card of 25	30-165
		2 #12 Al solid w/1 #10 Cu		
1 #12 Al solid w/1 or 2 #10 Cu	Box of 100	30-265		
1 #12 Al stranded w/1 or 2 #10 Cu solid				
1 #12 Al w/1 or 2 #12 Cu				
2 #12 Al solid w/1 #12 Cu				
1 #12 Al w/1 or 2 #14 Cu				
2 #12 Al solid w/1 #14 Cu				
1 #10 Al w/1 or 2 #18 Cu				
2 #10 Al solid w/1 #18 Cu				
1 #12 Al w/1 or 2 #16 Cu				
2 #12 Al solid w/1 #16 Cu				
1 #10 Al w/1 or 2 #16 Cu	Carton of 1,000	30-365		
2 #10 Al solid w/1 #16 Cu				
1 #12 Al w/1 or 2 #18 Cu				
2 #12 Al solid w/1 #18 Cu				

600V maximum building wire; 1,000V signs or lighting fixtures



Wire Connector also listed as grounding equipment



### Dimensions (Inches mm)


Model	A	B	C	D	E
65	$\frac{17}{64}$ 7	$\frac{13}{32}$ 10.5	$\frac{13}{16}$ 21	$\frac{35}{64}$ 14	$\frac{1-11}{32}$ 34

### WARNING:

1. One time use only. Do not reuse connector.
2. Do not use on aluminum to aluminum wire combinations.
3. Wiring must comply with all applicable electrical codes.
4. Contact IDEAL for complete wire combination listing.

### Wire-Nut® Wire Connector Sockets

- Speeds installation of Wire-Nut® Wire Connectors
- Fit any pneumatic or electric tool with a 1/4 in. chuck or drive socket



For Connector Model	Cat. No.
71B®, 71B® Black, 72B® & 72B® Black	<b>30-903</b>
73B® & 73B® Black	<b>30-904</b>
59B™	<b>30-905</b>
74B®, 76B® & 59B™	<b>30-906</b>

### Wire-Nut® Wire Connector Wrench

- Speeds installation of Wire-Nut® Wire Connectors
- Excellent leverage helps reduce fatigue



For Connector Model	Cat. No.
73B®, 74B® & 76B®	<b>H-632</b>

### Spin-Twist® Wire Connector Socket

- Speeds installation of IDEAL and BUCHANAN Wire Connectors
- For use with electric corded or cordless drill drivers
- 1/4 in. chuck fits most drills or drive sockets



For Connector Model	Cat. No.
Wire-Nut®, Wing-Nut®, Twister®, B-CAP® and WingTwist™	<b>30-902</b>

### Twist-a-Nut™ 7-in-1 Screwdriver


- Facilitate installation of connectors
- Universal Wire-Nut® Wrench in handle
- Accepts most twist-on connectors



Description	Cat. No.
7-in-1 Twist-a-Nut™	<b>35-908</b>

### Wire-Nut® Wire Connector Wrench/Screwdriver Combo


- Speeds installation of Wire-Nut® Wire Connectors
- Slotted-tip screwdriver with convenient connector-wrench socket in end of insulated handle



For Connector Model	Type	Cat. No.
74B® & 76B®	Mechanic – 1/4 in. x 4 in.	<b>30-331</b>
74B® & 76B®	Electrician – 3/16 in. x 6 in.	<b>30-333</b>

### Nutmaster® Nutdrivers

- Speeds installation of Twister® Wire Connectors
- Nickel/chrome plated to resist rust and corrosion
- Cushioned rubber grip



For Connector Model	Cat. No.
341®	<b>35-292</b>
342®	<b>35-295</b>

### Ratch Wrench


- Speeds installation of B-CAP® Wire Connectors
- Either end accepts 1/4-in. drive for tight-spot wire splicing



For Connector Model	Cat. No.
B1, B2 & B4	<b>BR-5</b>

### High-Speed Wire Connector Chuck

- Cordless screwdriver adapter for installing B-CAP® Wire Connectors





For Connector Model	Cat. No.
B1, B2 & B4	<b>HSC-1</b>

# Wire Termination

## powerplug Luminaire Disconnect

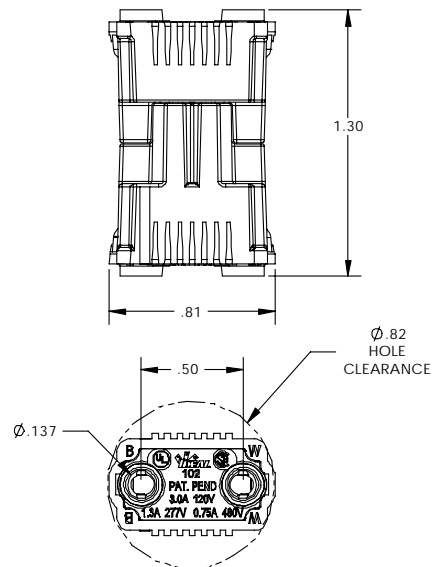
- The first push-in disconnect to meet the new NEC and CEC code changes for non-residential fluorescent luminaires
- Perfect for OEM or retrofit lighting applications
- Meets UL and CSA finger-probe safety requirements
- Allows safe disconnect of hot and neutral ballast wiring



Both halves pass UL 2459 & CSA 182.3 finger probe requirements

Wire Connectors

<b>Materials</b>		<b>Wire Range</b>	
Housings:	Nylon	Solid	12 AWG – 18 AWG
Contacts:	Copper Alloy	Stranded	12 AWG – 14 AWG (19 strand or less)
<b>Ratings</b>		Stranded (Tin-Bonded)	12 AWG (19 strand or less) 14 AWG (19 strand or less) 16 AWG (26 strand or less) 18 AWG (16 strand or less)
Temperature:	105°C (221°F)	<b>Agency Approvals</b>	
Flammability:	UL 94V-0	UL 2459	CSA 182.3 RoHS Compliant
Current Interruption:	10 Cycles	<b>Physical</b>	
<b>Max. Current Rating</b>		Strip Length:	3/8" ± 1/16"
120V	3 Amps	Number of Circuits:	2 (3 circuit coming soon)
277V	1.3 Amps	Color:	Orange and White
347V	1 Amps	Mating/Unmating Force:	3-8 Pounds
480V	0.75 Amps		
600V	0.60 Amps		
Patents Pending			



Listed Luminaire Disconnect 3HME

Model	Color	Wire Combination Range	Wire Combination Range (mm)	Quantity	Cat. No.
102	Orange	600V* 18 thru 12 AWG	600V* ,75mm <sup>2</sup> to 24,0mm <sup>2</sup>	Card of 25	30-372
				Jar of 75	30-382J
				Jar of 150	30-352J
				Box of 1,000	30-102

\*1,000V maximum in fixtures and signs



## In-Sure™ Push-In Wire Connectors


- No-twist connection reduces repetitive motion fatigue
  - Low insertion force for fast and easy connections
  - Compact size makes installation easy
  - Clear shell gives visual verification of connection
  - UL Listed to 486C and CSA Certified to C22.2 #188
  - UL 467 Listed for grounding and bonding applications
- Accepts the following copper wire sizes
    - **Solid**  
#20 - #12 solid
    - **Stranded**  
#16 - #14 (19 strand or less)  
#18 (7 strand or less)
    - **Stranded (Tin Bonded)**  
#14 - #12 (19 strand or less)  
#16 (26 strand or less)  
#18 (16 strand or less)

Wire Connectors



Model	Color	Ports	Length		Width		Height		Quantity	Cat. No.
			In.	mm	In.	mm	In.	mm		
84	Red	2	.355	9.02	.434	11.02	.729	18.52	Box of 100	<b>30-084</b>
									Jar of 300	<b>30-084J</b>
									Box of 1,000	<b>30-184</b>
									Box of 5,000	<b>30-684</b>
85	Orange	3	.355	9.02	.591	15.01	.729	18.52	Box of 100	<b>30-085</b>
									Jar of 250	<b>30-085J</b>
									Box of 1,000	<b>30-185</b>
									Box of 5,000	<b>30-685</b>
86	Yellow	4	.355	9.02	.748	18.99	.729	18.52	Box of 100	<b>30-086</b>
									Jar of 200	<b>30-086J</b>
									Box of 1,000	<b>30-186</b>
									Box of 4,000	<b>30-686</b>
87	Gray	5	.355	9.02	.907	23.03	.729	18.52	Box of 50	<b>30-087</b>
									Jar of 150	<b>30-087J</b>
									Box of 1,000	<b>30-187</b>
									Box of 5,000	<b>30-687</b>
88	Blue	6 Stacked	.607	15.42	.603	15.32	.729	18.52	Box of 50	<b>30-088</b>
									Jar of 100	<b>30-088J</b>
									Box of 1,000	<b>30-188</b>
									Box of 5,000	<b>30-688</b>
90	Black	8	.355	9.02	1.38	35.03	.717	18.21	Box of 50	<b>30-090</b>
									Jar of 100	<b>30-090J</b>
									Box of 1,000	<b>30-190</b>
									Box of 2,000	<b>30-690</b>

*Installation as easy as 1-2-3...*



COPPER TO COPPER ONLY. Do not use on aluminum.  
 Temperature rating: 105°C (221°F) maximum  
 600V maximum building wire, 1000V maximum signs or lighting fixtures





## Term-a-Nut® Pigtail Wire Connectors

- Ultra-flexible 6-in. lead allows for easy positioning in outlet box – reduces stress on device, wires and connection
- Wide range of wire combinations – #18 through #12 solid or stranded conductors
- Brass adapter for strong, conductive transition from spring to lead wire
- Brass-alloy terminals with locking tabs for fast, efficient device connection
- UL 486A and UL 486C Listed and tested to CSA standard C22.2 #65 and C22.2 #188
- Wire Range: Red/Green Shell – Min. 2 #18 w/1 #14, Max. 4 #12

Shell Color	Wire Color	Terminal End	Quantity	Cat. No.
Red	White	#10 fork	25	30-3170
Red	White	#10 fork	10	30-3370
Red	Black	#10 fork	25	30-3171
Red	Black	#10 fork	10	30-3371
Red	White	Stripped end	25	30-3172
Red	Black	Stripped end	25	30-3173
Green	Green	#10 fork	25	30-3180
Green	Green	#10 fork	10	30-3380
MultiPak*	White/Black/Green	#10 fork	9	30-3181


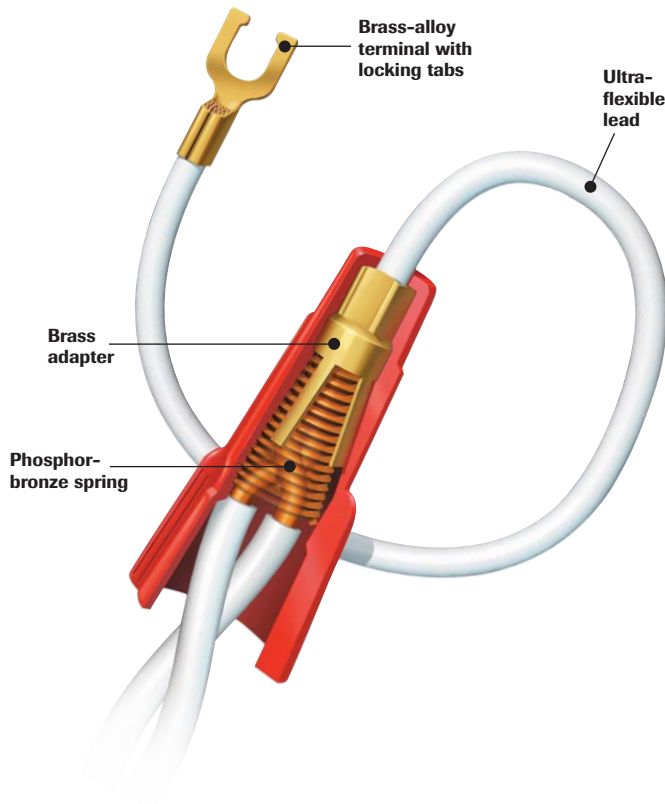
\*Includes 3 red shells w/white wire, 3 red shells w/black wire, and 3 green shells w/green wire.



Cu/Cu  
Only



Wire Connectors



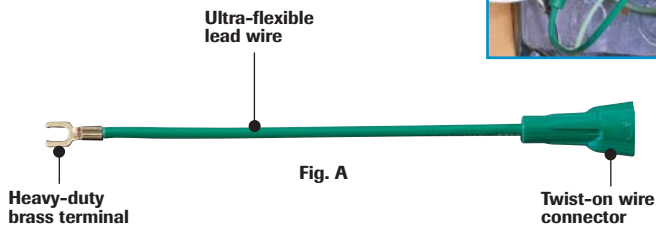
## Grounding Connectors

- Term-a-Nut® grounding connectors address specific requirements for grounding to steel outlet boxes and wiring multiple devices
- UL Listed to UL486C and UL467 (grounding and bonding)



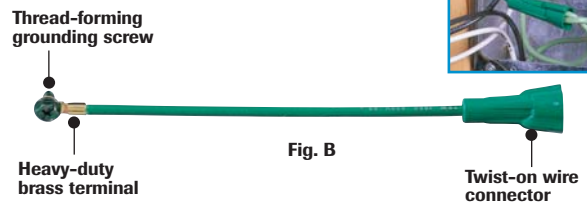
### Term-a-Nut® Grounding Connector

Connects multiple grounding conductors to a device.



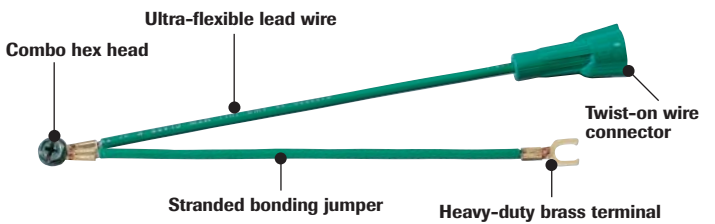
### Term-a-Nut® Grounding Connector

Bonds the box to the grounding conductors.



### Term-a-Nut® Grounding Connector

Connects grounding conductors to a device's grounding screw, connects grounding conductors to the mounting box and bonds the device to the box.




Term-a-Nut® Grounding Connectors	Quantity	Cat. No.	Fig.
Term-a-Nut® Grounding Connector, 12 AWG stranded, 6 in. tail w/#10 fork	Bag of 10	<b>30-3380</b>	A
Term-a-Nut® Grounding Connector, 12 AWG stranded, 6 in. tail w/#10 fork	Bag of 25	<b>30-3180</b>	A
Term-a-Nut® Grounding Connector, 12 AWG stranded, 6 in. tail w/#10 fork	Box of 100	<b>30-3280</b>	A
Term-a-Nut® Grounding Connector, 12 AWG stranded, 6 in. tail w/#10 fork	Box of 250	<b>30-3680</b>	A
Term-a-Nut® Grounding Connector, 12 AWG stranded w/#10 ring & ground screw	Bag of 25	<b>30-3182</b>	B
Term-a-Nut® Grounding Connector, 12 AWG stranded w/#10 ring & ground screw and 6 in. jumper w/#10 fork	Bag of 10	<b>30-3386</b>	C

## Grounding Accessories

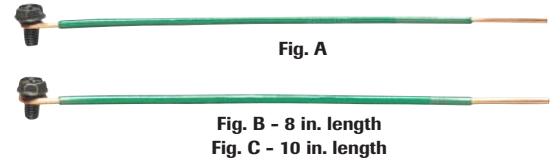
- Solid and stranded pigtail lead wires are convenient for stranded device grounding applications
- Grounding screws offer a unique thread-forming feature, plus combination hex, Phillips, slotted and Robertson tip

### Grounding Tails - Stranded Wire



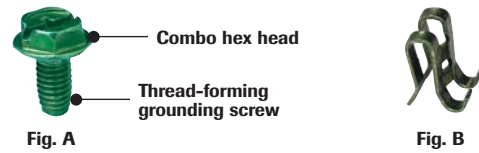
Stranded Wire Grounding Tails	Quantity	Cat. No.	Fig.
14 AWG stranded 7-3/4 in. tail w/#10 fork & 10 ring and ground screw	Bag of 25	<b>30-3183</b>	A
12 AWG stranded, 7-3/4 in. tail w/#10 fork & 10 ring and ground screw	Bag of 25	<b>30-3184</b>	B
12 AWG stranded, 7-3/4 in. tail w/#10 fork & 10 ring and ground screw	Bundle of 100	<b>30-3284</b>	B
12 AWG stranded, 2-wire tail joined w/#10 ring and ground screw, one stripped-end tail and one 10 fork tail	Bag of 25	<b>30-3287</b>	C
12 AWG stranded, 2-wire tail joined w/#10 ring and ground screw and two #10 fork tails	Bag of 25	<b>30-3288</b>	D
12 AWG stranded, 3-wire tail joined w/#10 ring and ground screw, one stripped-end tail and two 10 fork tails	Bag of 25	<b>30-3289</b>	E

### Grounding Tails - Solid Wire




Solid Wire Grounding Tails	Quantity	Cat. No.	Fig.
14 AWG solid, 8 in. tail w/loop & ground screw and stripped end	Box of 50	<b>30-3390</b>	A
12 AWG solid, 8 in. tail w/loop & ground screw and stripped end	Box of 50	<b>30-3392</b>	B
12 AWG solid, 8 in. tail w/loop & ground screw and stripped end	Bundle of 50	<b>30-3496</b>	B
12 AWG solid, 10 in. tail w/loop & ground screw and stripped end	Bundle of 50	<b>30-3394</b>	C

### Grounding Accessories



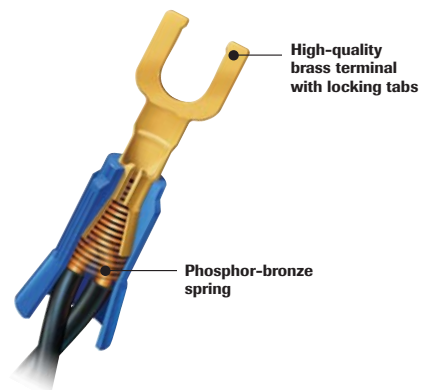
Miscellaneous Grounding Products	Quantity	Cat. No.	Fig.
Ground Screw, thread-forming, combination hex, Phillips, slotted and Robertson-tip	Pack of 50	<b>30-3194</b>	A
Ground Screw, thread-forming, combination hex, Phillips, slotted and Robertson-tip	Bag of 100	<b>30-3294</b>	A
Grounding clip – accepts 10, 12 or 14 AWG wire	Pack of 100	<b>30-3395</b>	B





## Term-a-Nut® Terminal Wire Connectors

- No tools required – installs quickly without crimping – easily removed for quick changes
- Use with single or multiple wires – solid and/or stranded 22 to 12 AWG
- Highly conductive brass terminal and phosphor-bronze spring for maximum conductivity and smooth performance
- Tough, UL 94V-2 flame-retardant shell rated at 105°C (221°F)
- UL 486A and UL 486C Listed and tested to CSA C22.2 #65 and C22.2 #188



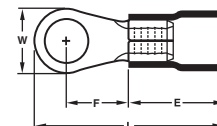
Terminal Configurations	Qty./Clamshell	Cat. No.
#10 fork	25	<b>30-3004</b>
#8 fork	25	<b>30-3014</b>
.250 in. disconnect	25	<b>30-3006</b>
#10 ring	25	<b>30-3012</b>
#8 ring	25	<b>30-3010</b>
Assortment	40/kit*	<b>30-3901</b>

\*Kit contains 8 each: 30-3004, 30-3014, 30-3006, 30-3012 and 30-3010.



## Crimp Terminals-Rings, Forks, Disconnects and Splices

- Butted seam-construction prevents splitting under maximum pressure
- Internal barrel serrations grip wires tightly to resist pull-out and reduce electrical resistance
- Tin-plated brass construction for corrosion resistance
- Shouldered barrel insulation quickly positions terminal for proper crimping
- Expanded insulation entry accommodates a wide variety of insulation diameters and provides additional insulation support
- Color-coded insulation and wire range stamped on terminal for easy identification



## Vinyl Insulated Ring Terminals

Wire Range (AWG)	Wire Range (mm <sup>2</sup> )	Stud Size (Inches)	Stud Size (mm)	Max. Wire Ins. Dia. (Inches)	Max. Wire Ins. Dia. (mm)	Dimensions (Inches)				Dimensions (mm)				Ctn. Qty.	Cat. No.	Ctn. Qty.	Cat. No.
						L	W	E	F	L	W	E	F				
22 – 18	0.5 – 1.0	6	3.7	.157	4.0	.764	.260	.394	.248	19.4	6.6	10.0	6.3	25	<b>83-2121</b>	—	—
		8	4.3			.819	.315	.394	.276	20.8	8.0	10.0	7.0	25	<b>83-2131</b>	—	—
		10	5.3			.819	.315	.394	.276	20.8	8.0	10.0	7.0	25	<b>83-2141</b>	—	—
		1/4	6.4			1.055	.457	.394	.433	26.8	11.6	10.0	11.0	25	<b>83-2151</b>	—	—
16 – 14	1.5 – 2.5	6	3.7	.177	4.5	.764	.260	.394	.248	19.4	6.6	10.0	6.3	25	<b>83-2221</b>	—	—
		8	4.3			.858	.335	.394	.307	21.8	8.5	10.0	7.8	25	<b>83-2231</b>	—	—
		10	5.3			.858	.374	.394	.287	21.8	9.5	10.0	7.3	25	<b>83-2241</b>	1,000	<b>84-2241</b>
		1/4	6.4			1.055	.472	.394	.433	26.8	12.0	10.0	11.0	25	<b>83-2251</b>	—	—
12 – 10	4.0 – 6.0	8	4.3	.248	6.3	1.047	.374	.512	.358	26.6	9.5	13.0	9.1	25	<b>83-2331</b>	—	—
		10	5.3			1.047	.374	.512	.358	26.6	9.5	13.0	9.1	25	<b>83-2341</b>	1,000	<b>84-2341</b>
		1/4	6.4			1.167	.472	.512	.413	29.5	12.0	13.0	10.5	25	<b>83-2351</b>	—	—
		5/16	8.4			1.339	.591	.512	.531	34.0	15.0	13.0	13.5	25	<b>83-2361</b>	—	—
		3/8	10.5			1.339	.591	.512	.531	34.0	15.0	13.0	13.5	25	<b>83-2371</b>	—	—

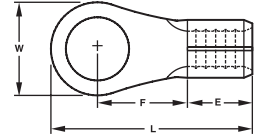
75° C/600 Volts max.

Listed 774A **Cu Only** Pressure Wire Connector



# Wire Termination

## Non-Insulated Ring Terminals



Wire Range (AWG)	Wire Range (mm <sup>2</sup> )	Stud Size (Inches)	Stud Size (mm)	Dimensions (Inches)*				Dimensions (mm)**				Ctn. Qty.	Cat. No.	Ctn. Qty.	Cat. No.
				L	W	E	F	L	W	E	F				
22 - 18	0.5 - 1.0	8 10	4.3 5.3	.622	.315	.189	.276	15.8	8.0	4.8	7.0	25	<b>83-0131</b>	—	—
				.622	.315	.189	.276	15.8	8.0	4.8	7.0	25	<b>83-0141</b>	—	—
16 - 14	1.5 - 2.5	6	3.7	.567	.260	.189	.248	14.4	6.6	4.8	6.3	25	<b>83-0221</b>	—	—
		8	4.3	.661	.335	.189	.307	16.8	8.5	4.8	7.8	25	<b>83-0231</b>	—	—
		10	5.3	.661	.374	.189	.287	16.8	9.5	4.8	7.3	25	<b>83-0241</b>	1,000	<b>84-0241</b>
12 - 10	4.0 - 6.0	8	4.3	.772	.374	.236	.358	19.6	9.5	6.0	9.1	25	<b>83-0331</b>	—	—
		10	5.3	.772	.374	.236	.358	19.6	9.5	6.0	9.1	25	<b>83-0341</b>	1,000	<b>84-0341</b>
		1/4	6.4	.886	.472	.236	.413	22.5	12.0	6.0	10.5	25	<b>83-0351</b>	—	—
8	8.0	10	5.3	.937	.472	.337	.366	23.8	12.0	8.5	9.3	25	<b>83-0421</b>	—	—
		1/4	6.4	.937	.472	.337	.366	23.8	12.0	8.5	9.3	25	<b>83-0431</b>	—	—
		5/16	8.4	1.161	.591	.337	.543	29.8	15.0	8.5	13.8	25	<b>83-0441</b>	—	—
		3/8	10.5	1.161	.591	.337	.543	29.8	15.0	8.5	13.8	25	<b>83-0451</b>	—	—
6	14.0	10	5.3	1.173	.472	.413	.524	29.8	12.0	10.5	13.3	20	<b>83-0511</b>	—	—
		1/4	6.4	1.173	.472	.413	.524	29.8	12.0	10.5	13.3	20	<b>83-0521</b>	—	—
		5/16	8.4	1.280	.630	.413	.559	32.5	16.0	10.5	14.2	20	<b>83-0531</b>	—	—
		3/8	10.5	1.280	.630	.413	.559	32.5	16.0	10.5	14.2	20	<b>83-0541</b>	—	—
4	22.0	1/4	6.4	1.319	.650	.472	.531	33.5	16.5	12.0	13.5	20	<b>83-0611</b>	—	—
		5/16	8.4	1.319	.650	.472	.531	33.5	16.5	12.0	13.5	20	<b>83-0621</b>	—	—
		3/8	10.5	1.319	.650	.472	.531	33.5	16.5	12.0	13.5	20	<b>83-0631</b>	—	—

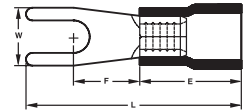
105°C/600 Volts max.

\*Plus or minus .020 in.

\*\*Plus or minus .50 in.

Listed 774A Cu Only Pressure Wire Connector

## Vinyl Insulated Spade Terminals



Wire Range (AWG)	Wire Range (mm <sup>2</sup> )	Stud Size (Inches)	Stud Size (mm)	Max. Wire Ins. Dia. (Inches)	Max. Wire Ins. Dia. (mm)	Dimensions (Inches)				Dimensions (mm)				Ctn. Qty.	Cat. No.	Ctn. Qty.	Cat. No.
						L	W	E	F	L	W	E	F				
22 - 18	0.5 - 1.0	6	3.7	.157	4.0	.827	.252	.394	.256	21.0	6.4	10.0	6.5	25	<b>83-7111</b>	1,000	<b>84-7111</b>
		8	4.3			.827	.283	.394	.256	21.0	7.2	10.0	6.5	25	<b>83-7121</b>	—	—
		10	5.3			.827	.374	.394	.256	21.0	9.5	10.0	6.5	25	<b>83-7131</b>	—	—
16 - 14	1.5 - 2.5	6	3.7	.177	4.5	.827	.236	.394	.256	21.0	6.0	10.0	6.5	25	<b>83-7151</b>	—	—
		8	4.3			.827	.283	.394	.256	21.0	7.2	10.0	6.5	25	<b>83-7161</b>	1,000	<b>84-7161</b>
		10	5.3			.827	.366	.394	.256	21.0	9.3	10.0	6.5	25	<b>83-7171</b>	1,000	<b>84-7171</b>
12 - 10	4.0 - 6.0	6	3.7	.248	6.3	1.004	.327	.512	.276	25.5	8.3	13.0	7.0	25	<b>83-7201</b>	—	—
		8	4.3			1.004	.283	.512	.357	25.5	9.0	13.0	7.0	25	<b>83-7211</b>	—	—
		10	5.3			1.004	.283	.512	.354	25.5	9.0	13.0	7.0	25	<b>83-7221</b>	500	<b>84-7221</b>
		1/4	6.4			1.240	.472	.512	.472	31.5	12.0	13.0	12.0	25	<b>83-7231</b>	—	—

75° C/600 Volts max.

Listed 774A Cu Only Pressure Wire Connector

## Crimp Tools



#30-518 Tool w/die  
#30-519 Replacement die




#83-005



#88-843

Insulated and Non-Insulated Terminals, Splices and Disconnects (#22 - #10 AWG) are UL Listed when used with IDEAL Crimp Tool #30-518 (Replacement Die #30-519).  
Non-Insulated Ring Terminals (#8 - #4 AWG) are UL Listed when used with IDEAL Crimp Tool #83-005 or #88-843.  
Non-Insulated Disconnects, Splices and Vinyl Insulated Parallel Splices (#22 - #10 AWG) are not UL Listed; recommended IDEAL Crimp Tool #30-518.  
Non-Insulated Splices (#8 - #4 AWG) are not UL Listed, recommended IDEAL Crimp Tool #83-005 or #88-843.

## Vinyl Insulated Snap Spade Terminals

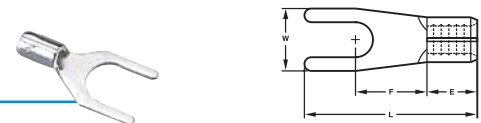


Wire Range (AWG)	Wire Range (mm <sup>2</sup> )	Stud Size (Inches)	Stud Size (mm)	Max. Wire Ins. Dia. (Inches)	Max. Wire Ins. Dia. (mm)	Dimensions (Inches)				Dimensions (mm)				Ctn. Qty.	Cat. No.
						L	W	E	F	L	W	E	F		
22 - 18	0.5 - 1.0	6	3.7	.134	4.0	.827	.252	.394	.256	21.0	6.4	10.0	6.5	25	83-7011
		8	4.3			.827	.283	.394	.256	21.0	7.2	10.0	6.5		
		10	5.3			.827	.319	.394	.256	21.0	8.1	10.0	6.5		
16 - 14	1.5 - 2.5	6	3.7	.161	4.5	.827	.236	.394	.256	21.0	6.0	10.0	6.5	25	83-7051
		8	4.3			.827	.319	.394	.256	21.0	8.1	10.0	6.5		
		10	5.3			.827	.319	.394	.256	21.0	8.1	10.0	6.5		
12 - 10	4.0 - 6.0	8	4.3	.248	6.3	.992	.327	.512	.276	25.2	8.3	13.0	7.0	25	83-7081
		10	5.3			.992	.354	.512	.276	25.2	9.0	13.0	7.0		
		1/4	6.4			1.240	.472	.512	.472	31.5	12.0	13.0	12.0		

75° C/600 Volts max.

Listed 774A Cu Only Pressure Wire Connector

## Non-Insulated Spade Terminals



Wire Range (AWG)	Wire Range (mm <sup>2</sup> )	Stud Size (Inches)	Stud Size (mm)	Dimensions (Inches)				Dimensions (mm)				Ctn. Qty.	Cat. No.	Ctn. Qty.	Cat. No.
				L	W	E	F	L	W	E	F				
22 - 18	0.5 - 1.0	6	3.7	.630	.252	.189	.256	16.0	6.4	4.8	6.5	25	83-6111	—	—
		8	4.3	.630	.283	.189	.256	16.0	7.2	4.8	6.5	25	83-6121		
		10	5.3	.630	.319	.189	.256	16.0	8.1	4.8	6.5	25	83-6131		
16 - 14	1.5 - 2.5	8	4.3	.630	.283	.189	.256	16.0	7.2	4.8	6.5	25	83-6161	1,000	84-6171
		10	5.3	.630	.366	.189	.256	16.0	9.3	4.8	6.5	25	83-6171		
		12 - 10	4.0 - 6.0	8	4.3	.728	.354	.236	.276	18.5	9.0	6.0	7.0		
12 - 10	4.0 - 6.0	10	5.3	.728	.354	.236	.276	18.5	9.0	6.0	7.0	25	83-6221	—	—
		1/4	6.4	.965	.472	.236	.472	24.5	12.0	6.0	12.0	25	83-6231		

105° C/600 Volts max.

Listed 774A Cu Only Pressure Wire Connector

## Vinyl Insulated Multi-Stack Disconnects



Wire Range (AWG)	Wire Range (mm <sup>2</sup> )	Tab Size (Inches)	Tab Size (mm)	Max. Wire Ins. Dia. (Inches)	Max. Wire Ins. Dia. (mm)	Dimensions (Inches)						Dimensions (mm)						Ctn. Qty.	Cat. No.
						L	B	W	F	W1	F1	L	B	W	F	W1	F1		
22 - 18	0.5 - 1.0	.250 x .032	6.35 x 0.8	.150	3.8	.886	.413	.260	.315	.250	.323	22.5	10.5	6.6	8.0	6.35	8.2	25	83-9611
16 - 14	1.5 - 2.5	.250 x .032	6.35 x 0.8	.185	4.7	.886	.413	.260	.315	.250	.323	22.5	10.5	6.6	8.0	6.35	8.2	25	83-9621
12 - 10	4.0 - 6.0	.250 x .032	6.35 x 0.8	.244	6.2	.945	.512	.260	.315	.250	.323	22.5	13.0	6.6	8.0	6.35	8.2	25	83-9631

75° C/300 Volts max.

Listed 774A Cu Only Pressure Wire Connector

## Vinyl Insulated Female Disconnects



Wire Range (AWG)	Wire Range (mm <sup>2</sup> )	Tab Size (Inches)	Tab Size (mm)	Max. Wire Ins. Dia. (Inches)	Max. Wire Ins. Dia. (mm)	Dimensions (Inches)				Dimensions (mm)				Ctn. Qty.	Cat. No.	Ctn. Qty.	Cat. No.
						L	B	W	F	L	B	W	L				
22 - 18	0.5 - 1.0	.110 x .020	2.8 x 0.5	.150	3.8	.728	.413	.126	.256	18.5	10.5	3.2	6.5	25	<b>83-9511</b>	—	—
16 - 14	1.5 - 2.5	.110 x .020	2.8 x 0.5	.185	4.7	.748	.413	.126	.256	19.0	10.5	3.2	6.5	25	<b>83-9521</b>	—	—
22 - 18	0.5 - 1.0	.187 x .020	4.75 x 0.5	.150	3.8	.764	.413	.197	.252	19.4	10.5	5.0	6.4	25	<b>83-9541</b>	—	—
16 - 14	1.5 - 2.5	.187 x .020	4.75 x 0.5	.185	4.7	.764	.413	.197	.252	19.4	10.5	5.0	6.4	25	<b>83-9551</b>	—	—
22 - 18	0.5 - 1.0	.250 x .032	6.35 x 0.8	.150	3.8	.819	.413	.260	.287	20.8	10.5	6.6	7.3	25	<b>83-9571</b>	—	—
16 - 14	1.5 - 2.5	.250 x .032	6.35 x 0.8	.185	4.7	.819	.413	.260	.287	20.8	10.5	6.6	7.3	25	<b>83-9581</b>	500	<b>84-9581</b>
14 - 12	2.5 - 4.0	.250 x .032	6.35 x 0.8	.244	6.2	.917	.512	.260	.287	23.3	13.0	6.6	7.3	25	<b>83-9591</b>	—	—
12 - 10	4.0 - 6.0	.250 x .032	6.35 x 0.8	.244	6.2	.917	.512	.260	.287	23.3	13.0	6.6	7.3	25	<b>83-9601</b>	—	—

75° C/300 Volts max.

Listed 774A Cu Only Pressure Wire Connector

## Vinyl Insulated Male Disconnects

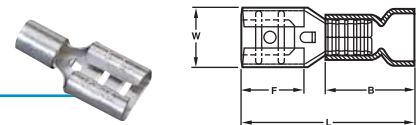


Wire Range (AWG)	Wire Range (mm <sup>2</sup> )	Tab Size (Inches)	Tab Size (mm)	Max. Wire Ins. Dia. (Inches)	Max. Wire Ins. Dia. (mm)	Dimensions (Inches)				Dimensions (mm)				Ctn. Qty.	Cat. No.
						L	B	W	F	L	B	W	F		
22 - 18	0.5 - 1.0	.250 x .032	6.35 x 0.8	.150	3.8	.858	.413	.250	.303	21.8	10.5	6.35	7.7	25	<b>83-9971</b>
16 - 14	1.5 - 2.5	.250 x .032	6.35 x 0.8	.185	4.7	.858	.413	.250	.303	21.8	10.5	6.35	7.7	25	<b>83-9981</b>
12 - 10	4.0 - 6.0	.250 x .032	6.35 x 0.8	.244	6.2	.945	.512	.250	.303	24.0	13.0	6.35	7.7	25	<b>83-9991</b>

75° C/300 Volts max.

Listed 774A Cu Only Pressure Wire Connector

## Non-Insulated Female Disconnects



Wire Range (AWG)	Wire Range (mm <sup>2</sup> )	Tab Size (Inches)	Tab Size (mm)	Dimensions (Inches)				Dimensions (mm)				Ctn. Qty.	Cat. No.
				L	B	W	F	L	B	W	F		
22 - 18	0.5 - 1.0	.110 x .020	2.8 x 0.5	.630	.189	.126	.256	16.0	4.8	3.2	6.5	25	<b>83-9411</b>
16 - 14	1.5 - 2.5	.110 x .020	2.8 x 0.5	.630	.189	.126	.256	16.0	4.8	3.2	6.5	25	<b>83-9421</b>
22 - 18	0.5 - 1.25	.187 x .020	4.75 x 0.5	.630	.189	.197	.252	16.0	4.8	5.0	6.4	25	<b>83-9441</b>
16 - 14	1.5 - 2.5	.187 x .020	4.75 x 0.5	.630	.189	.197	.252	16.0	4.8	5.0	6.4	25	<b>83-9451</b>
22 - 18	0.5 - 1.25	.250 x .032	6.35 x 0.8	.630	.189	.260	.287	16.0	4.8	6.6	7.3	25	<b>83-9471</b>
16 - 14	1.5 - 2.5	.250 x .032	6.35 x 0.8	.630	.189	.260	.287	16.0	4.8	6.6	7.3	25	<b>83-9481</b>
12 - 10	4.0 - 6.0	.250 x .032	6.35 x 0.8	.728	.236	.260	.287	18.5	6.0	6.6	7.3	25	<b>83-9501</b>

105° C/300 Volts max.

## Nylon Fully-Insulated Female Disconnects



Wire Range (AWG)	Wire Range (mm <sup>2</sup> )	Tab Size (Inches)	Tab Size (mm)	Max. Wire Ins. Dia. (Inches)	Max. Wire Ins. Dia. (mm)	Dimensions (Inches)				Dimensions (mm)				Ctn. Qty.	Cat. No.	Ctn. Qty.	Cat. No.
						L	B	W	F	L	B	W	L				
22 - 18	0.5 - 1.0	.250 x .032	6.35 x 0.8	.150	3.8	.866	.433	.260	.287	22.0	11.0	6.6	7.3	25	<b>83-9771</b>	—	—
16 - 14	1.5 - 2.5	.250 x .032	6.35 x 0.8	.185	4.7	.866	.433	.260	.287	22.0	11.0	6.6	7.3	25	<b>83-9781</b>	1,000	<b>84-9781</b>
12 - 10	4.0 - 6.0	.250 x .032	6.35 x 0.8	.244	6.2	.945	.512	.260	.287	24.0	13.0	6.6	7.3	25	<b>83-9791</b>	500	<b>84-9791</b>

105° C/300 Volts max.

Listed 774A **Cu Only** Pressure Wire Connector

## Nylon Fully-Insulated Male Disconnects



Wire Range (AWG)	Wire Range (mm <sup>2</sup> )	Tab Size (Inches)	Tab Size (mm)	Max. Wire Ins. Dia. (Inches)	Max. Wire Ins. Dia. (mm)	Dimensions (Inches)				Dimensions (mm)				Ctn. Qty.	Cat. No.
						L	B	W	F	L	B	W	F		
22 - 18	0.5 - 1.0	.250 x .032	6.35 x 0.8	.150	3.8	.906	.433	.250	.303	23.0	11.0	6.35	7.7	25	<b>83-9911</b>
16 - 14	1.5 - 2.5	.250 x .032	6.35 x 0.8	.185	4.7	.945	.433	.250	.303	24.0	11.0	6.35	7.7	25	<b>83-9921</b>
12 - 10	4.0 - 6.0	.250 x .032	6.35 x 0.8	.244	6.2	.984	.512	.250	.303	25.0	13.0	6.35	7.7	25	<b>83-9931</b>

105° C/300 Volts max.

Listed 774A **Cu Only** Pressure Wire Connector

## Vinyl Insulated Bullet Disconnects



Wire Range (AWG)	Wire Range (mm <sup>2</sup> )	Max. Wire Ins. Dia. (Inches)	Max. Wire Ins. Dia. (mm)	Dimensions (Inches)				Dimensions (mm)				Ctn. Qty.	Cat. No.
				L	B	W	F	L	B	W	F		
22 - 18	0.5 - 1.0	.150	3.8	.846	.413	.157	.335	21.5	10.5	4.0	8.5	25	<b>83-8001</b>
16 - 14	1.5 - 2.5	.185	4.7	.846	.413	.157	.335	21.5	10.5	4.0	8.5	25	<b>83-8011</b>

75° C/300 Volts max.

Listed 774A **Cu Only** Pressure Wire Connector

## Vinyl Fully-Insulated Receptacle Disconnects

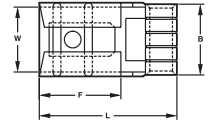


Wire Range (AWG)	Wire Range (mm <sup>2</sup> )	Max. Wire Ins. Dia. (Inches)	Max. Wire Ins. Dia. (mm)	Dimensions (Inches)				Dimensions (mm)				Ctn. Qty.	Cat. No.
				L	B	W	F	L	B	W	F		
22 - 18	0.5 - 1.0	.150	3.8	.917	.413	.153	.287	23.3	10.5	3.9	7.3	25	<b>83-8101</b>
16 - 14	1.5 - 2.5	.185	4.7	.917	.413	.153	.287	23.3	10.5	3.9	7.3	25	<b>83-8111</b>

75° C/300 Volts max.

Listed 774A **Cu Only** Pressure Wire Connector

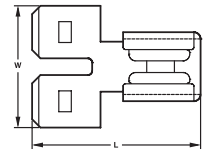
## Non-Insulated Flag Female Disconnect



Wire Range (AWG)	Wire Range (mm <sup>2</sup> )	Tab Size (Inches)	Tab Size (mm)	Dimensions (Inches)				Dimensions (mm)				Ctn. Qty.	Cat. No.
				L	B	W	F	L	B	W	F		
16 – 14	1.5 – 2.5	.250 x .032	6.35 x 0.8	.551	.291	.260	.299	14.0	7.4	6.6	7.6	25	<b>83-9401</b>

105° C/300 Volts max.

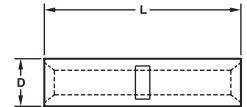
## Disconnect Adapter – Male to Female (2-1)



Tab Size (Inches)	Tab Size (mm <sup>2</sup> )	Dimensions (Inches)		Dimensions (mm)		Ctn. Qty.	Cat. No.
		L	W	L	W		
.250 x .032	6.35 x 0.8	.551	.260	14.0	6.6	25	<b>83-9801</b>

105° C/300 Volts max.

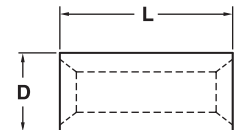
## Non-Insulated Butt Splices



Wire Range (AWG)	Wire Range (mm <sup>2</sup> )	Dimensions (Inches)		Dimensions (mm)		Ctn. Qty.	Cat. No.	Ctn. Qty.	Cat. No.
		L	D	L	D				
22 – 18	0.5 – 1.0	.591	.130	15.0	3.3	25	<b>83-9001</b>	—	—
16 – 14	1.5 – 2.5	.591	.154	15.0	3.9	25	<b>83-9011</b>	—	—
12 – 10	4.0 – 6.0	.591	.213	15.0	5.4	25	<b>83-9021</b>	500	<b>84-9021</b>
8	8.0	.827	.276	21.0	7.0	25	<b>83-9031</b>	250	<b>84-9031</b>
6	14.0	1.024	.350	26.0	8.9	20	<b>83-9041</b>	—	—
4	22.0	1.142	.445	29.0	11.3	20	<b>83-9051</b>	—	—

105° C/600 Volts max.

## Non-Insulated Parallel Splices




Wire Range (AWG)	Wire Range (mm <sup>2</sup> )	Dimensions (Inches)		Dimensions (mm)		Ctn. Qty.	Cat. No.	Ctn. Qty.	Cat. No.
		L	D	L	D				
22 – 18	0.5 – 1.0	.315	.130	8.0	3.3	25	<b>83-9071</b>	—	—
16 – 14	1.5 – 2.5	.315	.154	8.0	3.9	25	<b>83-9081</b>	1,000	<b>84-9081</b>
12 – 10	4.0 – 6.0	.335	.213	8.5	5.4	25	<b>83-9091</b>	—	—

105° C/600 Volts max.



## Vinyl Insulated Butt Splices



Wire Range (AWG)	Wire Range (mm <sup>2</sup> )	Max. Wire Ins. Dia. (Inches)	Max. Wire Ins. Dia. (Inches)	Dimensions (Inches)		Dimensions (mm)		Ctn. Qty.	Cat. No.	Ctn. Qty.	Cat. No.
				L	D	L	D				
22 – 18	0.5 – 1.25	.157	4.0	.986	.067	24.6	1.7	25	<b>83-9281</b>	1,000	<b>84-9281</b>
16 – 14	1.5 – 2.5	.177	4.5	.986	.091	24.6	2.3	25	<b>83-9291</b>	1,000	<b>84-9291</b>
12 – 10	4.0 – 6.0	.248	6.3	1.043	.134	26.5	3.4	25	<b>83-9301</b>	500	<b>84-9301</b>

75° C/600 Volts max.

Listed 774A Cu Only Pressure Wire Connector

## Vinyl Insulated Parallel Splices



Wire Range (AWG)	Wire Range (mm <sup>2</sup> )	Max. Wire Ins. Dia. (Inches)	Max. Wire Ins. Dia. (mm)	Dimensions (Inches)		Dimensions (mm)		Ctn. Qty.	Cat. No.
				L	W	L	W		
22 – 18	0.5 – 1.0	.157	4.0	.512	.067	13.0	1.7	25	<b>83-9351</b>
16 – 14	1.5 – 2.5	.177	4.5	.512	.091	13.0	2.3	25	<b>83-9361</b>
12 – 10	4.0 – 6.0	.248	6.3	.591	.134	15.0	3.4	25	<b>83-9371</b>

75° C/600 Volts max.

## Tap Splice Connectors



Wire Range (AWG)	Wire Range (mm <sup>2</sup> )	Color	Dimensions (Inches)		Dimensions (mm)		Ctn. Qty.	Cat. No.
			L	W	L	W		
22 – 18	0.5 – 1.0	Red	1.063	.787	27.0	20.0	25	<b>83-3261</b>
16 – 14	1.5 – 2.5	Blue	1.063	.787	27.0	20.0	25	<b>83-3271</b>
12 – 10	4.0 – 6.0	Yellow	1.358	.807	34.5	20.5	25	<b>83-3281</b>

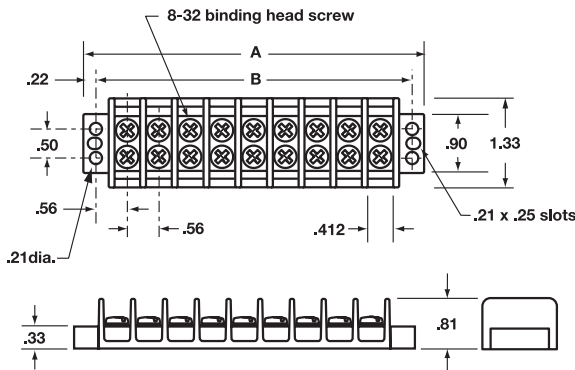
105° C/600 Volts max.

## Terminal Strips

- Heavy-duty, corrosion-resistant screws, surface plates and optional hardware
- Accessory hardware provides a variety of termination options
- Available cover helps prevent contact with live terminals

### 89-200 Series Terminal Strips 30A/600V\* UL/CSA

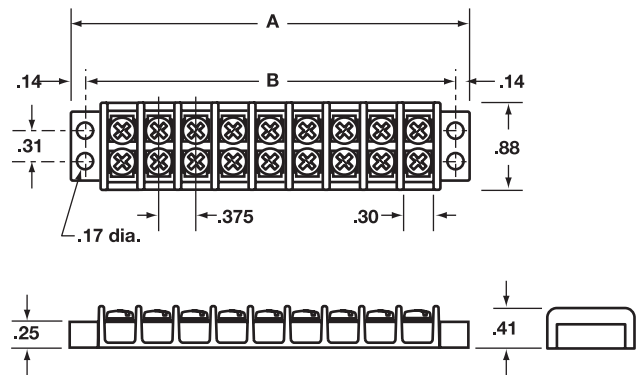
- .562 in. (14.28mm) center spacing
- Accepts wire sizes from 22 through 10 AWG Cu
- #8-32 phillslot, zinc-plated steel terminal screws (Recommended torque: 16 in. - lb.)



- Rugged polyester thermoplastic base (UL Rated 94V-O)
- Operating temperature rated from 130°C (260°F) to -40°C (-40°F)
- UL Recognized (E62622) and CSA Certified (LR15364)

### 89-300 Series Terminal Strips 15A/250V\*\* UL, 15A/150V\*\* CSA

- .375 in. (9.52mm) center spacing
- Accepts wire sizes from 22 through 14 AWG Cu
- #6-32 phillslot, zinc-plated steel terminal screws (Recommended torque: 9 in. - lb.)



No. of Poles	Dimensions (Inches)		Cat. No.
	A	B	
2	2.13	1.69	<b>89-202</b>
3	2.69	2.25	<b>89-203</b>
4	3.25	2.81	<b>89-204</b>
6	4.37	3.94	<b>89-206</b>
8	5.50	5.06	<b>89-208</b>
10	6.62	6.19	<b>89-210</b>
12	7.75	7.31	<b>89-212</b>

\*Max. electrical rating 30A/250V when used with optional quick-connects.

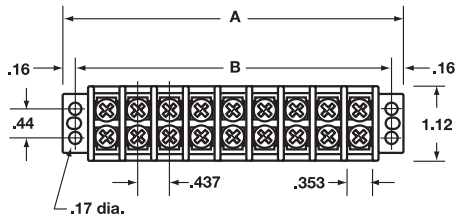
No. of Poles	Dimensions (Inches)		Cat. No.
	A	B	
2	1.40	1.12	<b>89-302</b>
4	2.16	1.88	<b>89-304</b>
6	2.90	2.62	<b>89-306</b>
8	3.66	3.38	<b>89-308</b>
10	4.40	4.12	<b>89-310</b>
12	5.16	4.88	<b>89-312</b>

\*\*Max. electrical rating 15A/125V when used with optional quick-connects.



## 89-400 Series Terminal Strips 20A/250V UL/CSA

- .437 in. (11.10mm) center spacing
- Accepts wire sizes from 22 through 12 AWG Cu
- #6-32 phillslot, zinc-plated steel terminal screws (Recommended torque: 9 in. - lb.)

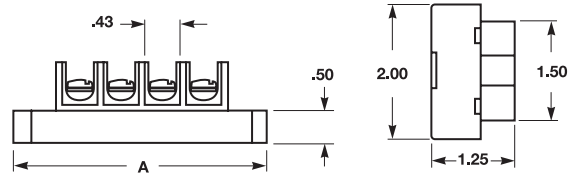
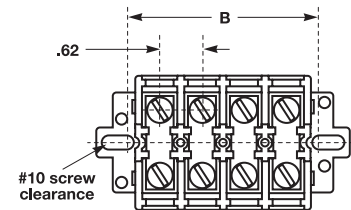




No. of Poles	Dimensions (Inches)		Cat. No.
	A	B	
2	1.63	1.31	89-402
4	2.51	2.18	89-404
6	3.38	3.06	89-406
8	4.25	3.93	89-408
10	5.13	4.81	89-410
12	6.00	5.68	89-412



## 89-500 Series Terminal Strips 60A/600V\* UL/CSA

- Available in standard or shorting-block style
- .625 in. (15.88mm) center spacing
- Accepts wire sizes from 22 through 6 AWG Cu
- #10-32 slotted, nickel plated brass terminal screws (Recommended torque: 20 in. - lb.)




No. of Poles	Dimensions (Inches)		Standard Block Cat. No.	Shorting Block Cat. No.
	A	B		
4	3.75	2.87	89-504	89-505
6	5.00	4.12	89-506	89-507
8	6.25	5.37	89-508	89-509
12	8.75	7.87	89-512	89-513

\*Max. electrical rating 60A/600V achieved only when used with #6 AWG copper wire crimped to ring terminal.



## Covers

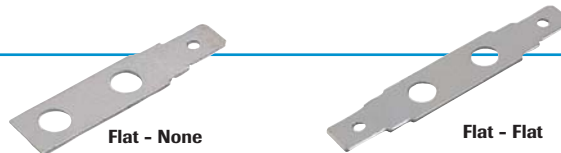
- Helps prevent contact with live terminals



No. of Circuits	For Use With Terminal Strip Series			
	89-200 Clear Cat. No.	89-300 Clear Cat. No.	89-400 Clear Cat. No.	89-500 Clear Cat. No.
2	89-233	89-334	89-434	—
3	89-234	—	—	—
4	89-235	89-335	89-435	89-514
6	89-236	89-336	89-436	89-516
8	89-237	89-337	89-437	89-518
10	89-238	89-338	89-438	—
12	89-239	89-339	89-439	89-520

## Quick Connects

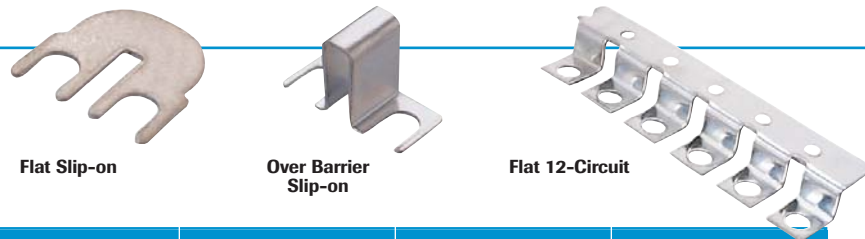
- Allows fast, flexible circuit changes



For Use With		Qty	Flat - None Cat. No.	Flat - Flat Cat. No.
Terminal Strip Series	Tab Size (Inches)			
89-300	.187 x .020	10 pcs.	89-314	89-317
89-200 & 89-400	.250 x .031	10 pcs.	89-414	89-417

## Jumpers

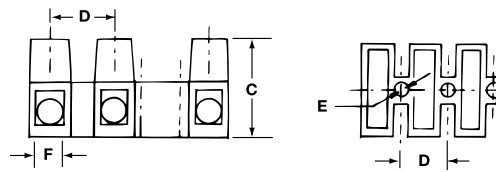
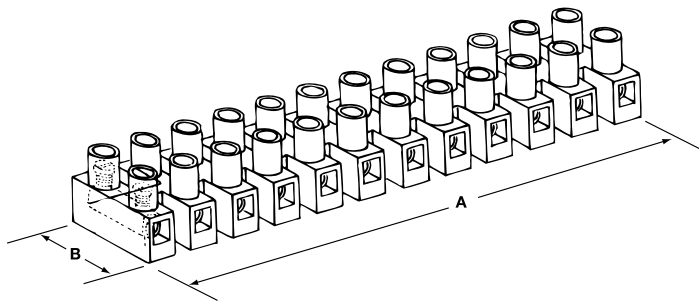
- Provides easy connection of multiple circuits



For Use With	Center Spacing (Inches)	Qty.	Flat Slip-on Cat. No.	Over Barrier Slip-on Cat. No.	Flat 12-Circuit Cat. No.
Terminal Strip Series					
89-200	.562	10 pcs.	89-229	89-224	—
		100 pcs.	89-230	—	—
89-300	.375	10 pcs.	89-323	89-324	—
		100 pcs.	89-330	—	—
89-400	.437	10 pcs.	89-423	89-424	—
		100 pcs.	89-430	—	—
89-500	.625	2 pcs.	—	—	89-525

## Barrier Strips

- Recessed screws and tubular contacts provide added safety and help prevent short circuits
- Tubular contacts connect stripped, un-terminated solid or stranded wire directly to each contact
- Integrated wire protectors prevent twisting and breakage of stranded wire during connection
- Modular 12-circuit design can be cut into smaller sections, or stacked end-to-end
- Rugged nylon construction, UL 94V2
- Operating temperature rated to 105°C (221°F)



## Barrier Strips

Electrical Ratings	Wire Range (AWG)	No. of Circuits	Torque in.-lb.	Model No.	Dimensions (Inches)						Dimensions (mm)						Cat. No.
					A	B	C	D	E	F*	A	B	C	D	E	F**	
20A/600V UL	22 - 12	12	3.5	PA8DS	3.787	0.669	0.570	0.315	0.114	0.110	96.2	17.0	14.5	8.0	2.9	2.8	<b>89-608</b>
10A/400V CSA	20 - 18																
30A/600V UL	22 - 10	12	4.4	PA10DS	4.626	0.795	0.670	0.394	0.142	0.134	117.0	20.2	17.0	10.0	3.6	3.4	<b>89-610</b>
20A/400V CSA	18 - 14																
35A/600V UL/CUL	22 - 10	12	7.0	PA12DS	5.540	0.937	0.748	0.472	0.154	0.154	140.7	23.8	19.0	12.0	3.9	3.9	<b>89-612</b>
50A/600V UL/CUL	20 - 8	12	12.0	PA14DS	6.220	1.008	0.992	0.531	0.173	0.189	158.0	25.6	25.2	13.5	4.4	4.8	<b>89-614</b>

\*Plus or minus .004 in.

\*\*Plus or minus 0.1mm





## Crimp Connectors

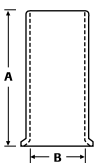


- Designed for making fast, permanent, pressure-type connections
- Long, zinc-plated steel sleeves maximize contact area with conductors
- Will not vibrate loose when securely crimped
- Steel crimp connectors are UL Listed to 486C and CSA Certified to C22.2 #188; comply with Federal Specification W-S-610E.

### Steel Crimp Connectors

Model	Wire Combination Range	Quantity	Cat. No.
410	600V 18 thru 10 AWG Min. 1 #14 & 1 #18 Max. 2 #10 & 2 #14	Box of 100	<b>30-410</b>
		Carton of 1,000	<b>30-510</b>
		Keg of 10,000	<b>30-610</b>
411	600V 18 thru 8 AWG Min. 3 #12 Max. 4 #10	Box of 40	<b>30-401</b>
		Box of 50	<b>30-411</b>
		Carton of 1,000	<b>30-511</b>
412	600V 18 thru 4 AWG Min. 1 #14 & 1 #16 Max. 2 #8 & 1 #6	Box of 20	<b>30-402</b>
		Box of 50	<b>30-412</b>
		Carton of 1,000	<b>30-512</b>

### Dimensions (Inches)



Model	A	B
410 Steel	3/8	13/64
411 Steel	5/8	1/4
412 Steel	51/64	19/64



**IDEAL hand tools U.L. listed for Model 410, 411, 412.**  
Crimps: 30-420, 30-425, 30-429, 30-430.

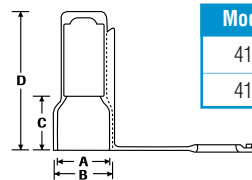
## Wrap-Cap® Insulators

- Provide high dielectric and physical protection for UL Listed, non-insulated pressure-type wire connectors
- Cap and loop design eliminates need for tape
- Unique design completely covers splice — insulates both around and between wires
- Reusable and easy to install
- UL Listed and CSA Certified for 600V maximum building wiring (1,000V maximum for fixtures and signs); temperature rated at 75°C (167°F) maximum



Model	Description	Quantity	Cat. No.
415	Insulator for Model 410 sleeves	Box of 20	<b>30-405</b>
		Box of 100	<b>30-415</b>
		Carton of 1,000	<b>30-515</b>
		Keg of 10,000	<b>30-615</b>
417	Insulator for Model 411 & 412 sleeves	Box of 10	<b>30-407</b>
		Box of 50	<b>30-417</b>
		Carton of 1,000	<b>30-517</b>

### Dimensions (Inches)



Model	A	B	C	D
415	1/2	5/8	23/32	1-13/64
417	11/16	3/4	3/4	1-25/32



## Pre-Insulated Crimp Connectors

- Three models cover a wide range of wire combinations from 22 AWG stranded through 8 AWG stranded
- Compact design fits easily into tight locations
- Flared skirt protects against turned-back strands
- Beveled opening eases wire entry
- UL Listed and CSA Certified for 600V maximum building wiring (1,000V maximum for fixtures and signs); temperature rated at 105°C (221°F) maximum



Model	Wire Combination Range	Quantity	Cat. No.
48	600V* Min. 2 #22 Max. 1 #14 w/2 #18	1,000	<b>30-245</b>
		10,000	<b>30-645</b>
49	600V* Min. 1 #22 w/1 #18 Max. 1 #12 w/1 #16	1,000	<b>30-249</b>
		10,000	<b>30-649</b>
NC-8	600V* Min. 4 #w16 Max. 1 #12 w/4 #14	1,000	<b>30-148</b>
		5,000	<b>30-648</b>

\*1,000V maximum in fixtures and signs

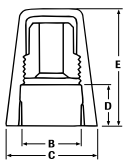


## Set-Screw Wire Connectors



- Eliminates need for restripping wire each time connection is disturbed
- Solid brass sleeves in three sizes handle 18 through 12 AWG wires
- Set-screw easily and securely applies maximum compression to conductors to ensure a vibration-resistant splice
- Permits fast visual inspection of splice
- Tough, flame-retardant shell rated at 150°C (302°F)
- UL Listed to 486C and CSA Certified to C22.2 #188 ; comply with Federal Specification W-S-610E

Model	Wire Combination Range	Quantity	Cat. No.
10	300V 22 thru 16 AWG Min. 1 #20 w/1 #22 Max. 2 #14 w/1 #16	Box of 100	<b>30-210</b>
		Carton of 1,000	<b>30-310</b>
11	600V 22 thru 14 AWG Min. 1 #14 w/1 #20 Max. 3 #14 w/2 #18	Box of 100	<b>30-211</b>
		Carton of 1,000	<b>30-311</b>
22	600V 20 thru 10 AWG Min. 1 #16 w/3 #18 Max. 2 #10 w/1 #12	Box of 100	<b>30-222</b>
		Carton of 1,000	<b>30-322</b>



### Dimensions (Inches)

Model	Insert		Shell			
	A	B	C	D	E	
10	1/8	5/16	1/2	19/64	45/64	
11	3/16	3/8	33/64	13/32	63/64	
22	1/4	1/2	11/16	13/32	1-1/64	



## Set-Screw Holder

- Convenient tool for holding and tightening set-screw connectors
- Accepts IDEAL Models 11 and 22 set-screw connectors



For Connector Models	Cat. No.
11 & 22	<b>K-2422</b>

## Noalox® Anti-Oxidant



- Anti-oxidant and anti-seizing compound improves efficiency and service life of aluminum electrical applications
- Suspended zinc particles penetrate and cut aluminum oxide
- Provides additional inner-strand and inner-conductor current paths for improved conductivity and cooler connections
- Carrier material excludes air to prevent further oxidation
- For use with all types of pressure-type wire connectors including screw-on, tap, service entrance and split-bolt
- Reduces galling and seizing on aluminum conduit joints – promotes good ground continuity

Description	Cat. No.
1/2-oz. Tube	<b>30-024</b>
4-oz. Squeeze bottle	<b>30-026</b>
8-oz. Squeeze bottle	<b>30-030</b>
8-oz. Brush cap	<b>30-031</b>
1-gal. Bucket	<b>30-032</b>
5-gal. Bucket	<b>30-040</b>

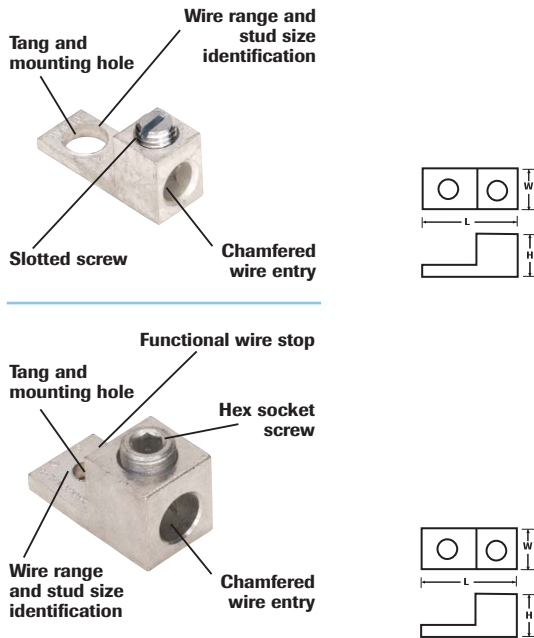


## Powr-Connect™ Mechanical Lugs

- Chamfered entry for faster, more reliable connections
- Uniform plating resists corrosion, reduces contact resistance and provides maximum conductivity
- UL Listed at 600V – acceptable for use through 2,000V
- Can be used through 8,000V if installed in accordance with National Electric Code Section 310-6 (UL Green Book)
- UL Listed to 486B for dual-rated connectors – UL Listed to 486A for copper connectors
- Meets ANSI C119.4 requirements

## Dual-Rated (Al/Cu) Single-Barrel Connectors

- Electro tin-plated, high-strength aluminum alloy construction
- UL Listed to 486B (AL9CU)




Model	Wire Range	Dimensions (Inches)			Stud Size (In.)	Cat. No.
		L	W	H		
LA-50-1	6 – 14 AWG	1-1/16	3/8	1/2	1/4	87-002
Narrow type – special mounting requirements						
LA-2	2 – 14 AWG	1-5/32	1/2	9/16	1/4	87-005
LA-1/0	1/0 – 14 AWG	1-15/32	5/8	25/32	1/4	87-007
LA-1/0*	1/0 – 14 AWG	1-15/32	5/8	25/32	3/8	87-008
LA-2/0	2/0 – 14 AWG	1-15/32	5/8	25/32	1/4	87-009
LA-2/0*	2/0 – 14 AWG	1-15/32	5/8	23/32	3/5	87-010
LA-250	250 KCMIL – 6 AWG	2	1	1-1/8	5/16	87-011
LA-250*	250 KCMIL – 6 AWG	2	1	1-1/8	3/8	87-012
LA-350	350 KCMIL – 6 AWG	2-1/4	1-1/8	1-1/4	3/8	87-015
LA-350*	350 KCMIL – 6 AWG	2-1/4	1-1/8	1-1/4	1/2	87-016
LA-500	500 KCMIL – 4 AWG	2-13/16	1-1/4	1-9/16	3/8	87-017
LA-500*	500 KCMIL – 4 AWG	2-13/16	1-1/2	1-9/16	1/2	87-018

\*Larger mounting hole



## Dual-Rated (Al/Cu) Two-Barrel Connectors

- Electro tin-plated, high-strength aluminum alloy construction
- UL 486B Listed AL9CU



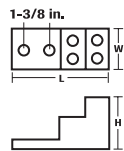
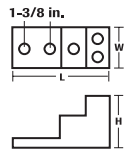
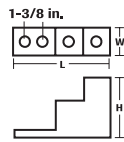


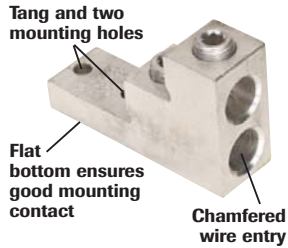
Model	Wire Range	Dimensions (Inches)			Stud Size (In.)	Cat. No.
		L	W	H		
L2A1-1/0	1/0 – 14 AWG (2)	1-15/32	1-1/8	25/32	1/4	87-040
L2A1-2/0	2/0 – 14 AWG (2)	1-15/32	1-1/4	25/32	1/4	87-042
L2A1-250	250 KCMIL – 6 AWG (2)	2-9/16	1-5/8	1-3/16	3/8	87-044
L2A1-350	350 KCMIL – 6 AWG (2)	2-7/8	1-15/16	1-1/4	1/2	87-046
L2A1-600	600 KCMIL – 2 AWG (2)	3-3/16	2-13/32	1-9/16	1/2	87-048



## Dual-Rated (Al/Cu) Panel-Board Connectors

- Electro tin-plated, high-strength aluminum alloy construction
- UL Listed to 486B (AL9CU)

Mechanical Lugs

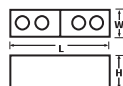
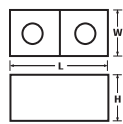




Model	Wire Range	Dimensions (Inches)			Stud Size (In.)	Cat. No.
		L	W	H		
PV2-600	600 KCMIL – 2 AWG	4-29/32	1-1/2	3	3/8	<b>87-126</b>
PV2-750	750 KCMIL – 1/0 AWG	4-29/32	1-9/16	3	3/8	<b>87-129</b>
PV3-600	600 KCMIL – 2 AWG	4-29/32	2-1/2	3	3/8	<b>87-132</b>
PV3-750	750 KCMIL – 1/0 AWG	4-29/32	2-27/32	3	3/8	<b>87-135</b>
PV4-600	600 KCMIL – 2 AWG	4-29/32	2-1/2	3	3/8	<b>87-138</b>
PV4-750	750 KCMIL – 3/0 AWG	4-29/32	2-27/32	3	3/8	<b>87-141</b>



## Dual-Rated (Al/Cu) Splicer Reducers

- Electro tin-plated, high-strength aluminum alloy construction
- UL Listed to 486B (AL9CU)



Model	Wire Range	Dimensions (Inches)			Stud Size (In.)	Cat. No.
		L	W	H		
SR-2*	2 – 14 AWG	1-3/8	1/2	9/16	5/8	<b>87-143</b>
SR-1/0*	1/0 – 14 AWG	1-29/32	3/4	3/4	7/8	<b>87-144</b>
SR-250	250 KCMIL – 6 AWG	3-15/16	1	1-1/8	1-15/16	<b>87-145</b>

\*Slotted screws



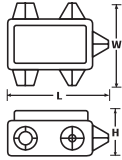
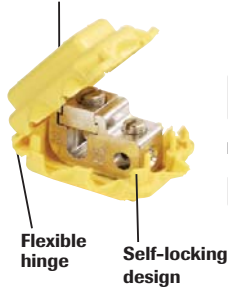


## Powr-Connect™ Tap Connectors

### Dual-Rated (Al/Cu) Parallel-Tap Connectors with Covers

- Electro tin-plated, high-strength aluminum alloy construction
- UL Listed to 486B (AL9CU) – 105°C, 600V max.

Insulating cover reduces installation cost

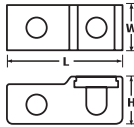



Model	Wire Range		Strip Length (In.)	Dimensions (Inches)			Cat. No.
	Main	Tap		L	W	H	
GP-2C	2 – 12 AWG	4 – 14 AWG	5/8	2-7/32	1-29/32	1-7/64	<b>87-180</b>
GP-1/0C	1/0 – 2 AWG	1/0 – 14 AWG	3/4	2-5/8	2-5/32	1-1/4	<b>87-182</b>
GP-250C	250 KCMIL – 1/0 AWG	250 KCMIL – 6 AWG	1-1/16	3-7/16	2-7/8	1-5/8	<b>87-186</b>
GP-350C	350 KCMIL – 4/0 AWG	350 KCMIL – 6 AWG	1-1/4	3-3/4	3-3/16	1-3/4	<b>87-190</b>
GP-500C	500 – 350 KCMIL	500 KCMIL – 2 AWG	1-3/8	4-3/8	3-5/16	2-3/32	<b>87-194</b>



### Dual-Rated (Al/Cu) Parallel-Tap Connectors without Covers

- Electro tin-plated, high-strength aluminum alloy construction
- UL Listed to 486B (AL9CU)

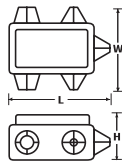



Model	Wire Range		Strip Length (In.)	Dimensions (Inches)			Cat. No.
	Main	Tap		L	W	H	
GP-2	2 – 12 AWG	4 – 14 AWG	5/8	1-25/64	5/8	7/8	<b>87-150</b>
GP-1/0	1/0 – 2 AWG	1/0 – 14 AWG	3/4	1-3/4	3/4	1	<b>87-152</b>
GP-250	250 KCMIL – 1/0 AWG	250 KCMIL – 6 AWG	1-1/16	2-9/32	1-1/16	1-5/16	<b>87-156</b>



### Insulating Covers for Parallel-Tap Connectors

- 600V maximum
- 105°C maximum temperature



Model	For Use With:	Color	Dimensions (Inches)			Cat. No.
			L	W	H	
GIC-2	87-150	Yellow	2-7/32	1-29/32	1-7/64	<b>87-370</b>
GIC-1/0	87-152	Gray	2-5/8	2-5/32	1-1/4	<b>87-372</b>
GIC-250	87-150	Red	3-7/16	2-7/8	1-5/8	<b>87-374</b>



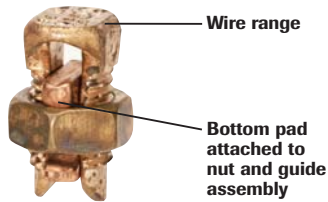
## Powr-Connect™ Grounding Connectors

- Designed to maintain proper contact and alignment between ground and wire rod

- Brass or plated screws for corrosion resistance
- High-strength copper alloy construction

### Type K Split Bolts for Copper Connections


- High-strength copper alloy construction (nut, bolt and body)
- UL 486A Listed



Model	Range for Equal Run & Tap	Min. Tap with Max. Run	Cat. No.
K-8	8 str. – 10 str.	14 str.	<b>87-651</b>
K-6	6 sol. – 8 str.	14 str.	<b>87-652</b>
K-4	4 sol. – 8 str.	14 str.	<b>87-653</b>
K-3	2 sol. – 6 str.	14 str.	<b>87-654</b>
K-2	2 str. – 6 str.	14 str.	<b>87-655</b>
K-1/0	1/0 str. – 4 str.	14 str.	<b>87-656</b>
K-2/0	2/0 str. – 2 str.	14 str.	<b>87-657</b>
K-3/0	3/0 str. – 1 str.	8 sol.	<b>87-658</b>

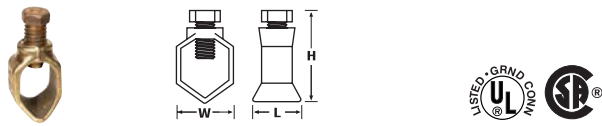
### Dual-Rated (Al/Cu) Type AS Split Bolts

- UL 486B Listed AL9CU



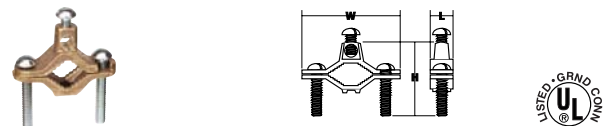
Model	Wire Range				Cat. No.
	Run		Tap		
	Max.	Min.	Max.	Min.	
AS-6	6 str.	10 sol.	6 str.	10 sol.	<b>87-681</b>
AS-4	4 str.	8 sol.	4 str.	10 sol.	<b>87-682</b>
AS-2	2 str.	6 sol.	2 str.	8 str.	<b>87-683</b>
AS-1/0	1/0 str.	2 compact	1/0 str.	8 sol.	<b>87-685</b>
AS-2/0	2/0 str.	2 compact	2/0 str.	8 str.	<b>87-686</b>
AS-4/0	4/0 str.	2 compact	4/0 str.	6 str.	<b>87-687</b>

### Heavy-Duty Clamps



Model	Rod Dia. (In.)	Wire Range	Dimensions (Inches)			Cat. No.
			H	W	L	
WB58	5/8	1/0 – 8	2-1/8	7/8	1	<b>87-958</b>

### High-Strength Ground Clamps



Model	Pipe Size (In.)	Wire Range	Dimensions (Inches)			Cat. No.
			H	W	L	
J	1/2 – 1	2 – 10	2-3/4	2-3/8	3/4	<b>87-563</b>
J2	1-1/4 – 2	2 – 10	3-3/4	3-5/8	7/8	<b>87-564</b>

### Dual-Rated (Al/Cu) Street-Light Connector Kit with Cover

- UL 486A Listed (Lug only)

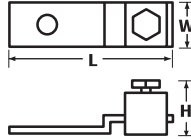
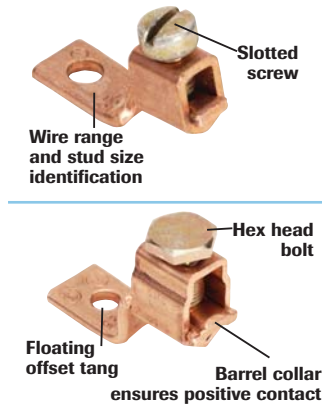


Model	Wire Range	No. of Cond.	Dimensions (Inches)			Cat. No.
			L	W	H	
SLK-1/0	1/0 – 14 AWG	3	2	1-3/16	2-3/16	<b>88-100</b>

## Powr-Connect™ Mechanical Solderless Lugs

### Single-Hole Solderless Lugs for Copper Conductors (Offset)

- Electrolytic copper construction
- UL 486A listed



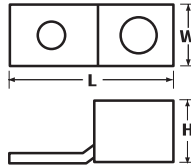
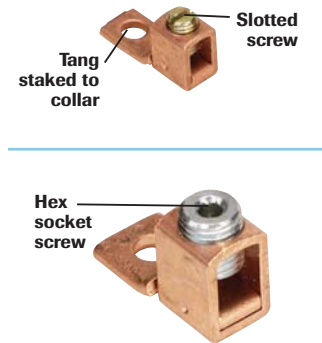
Model	Wire Range	Stud Size (In.)	Dimensions (Inches)			Cat. No.
			L	W	H	
CF-25*	10 – 14 AWG	#8	1	5/16	3/8	87-700
CF-35	6 – 14 AWG	3/16	1-3/32	3/8	3/4	87-701
CF-70	4 – 14 AWG	1/4	1-5/16	1/2	13/16	87-702
CF-90	2 – 8 AWG	1/4	1-15/32	1/2	1	87-703
CF-125	1/0 – 2 AWG	1/4	1-13/16	5/8	1-11/32	87-704
CF-225	4/0 – 2 AWG	5/16	2-5/8	1	1-13/16	87-706

\*Not CSA Certified



### Single-Hole Solderless Lugs for Copper Conductors

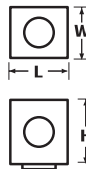

- Electrolytic copper construction
- UL 486A Listed



Model	Wire Range	Stud Size (In.)	Dimensions (Inches)			Cat. No.
			L	W	H	
FT-65	6 – 14 AWG	3/16	1	3/8	3/4	87-736
FT-90	1/0 – 14 AWG	1/4	1-17/64	5/8	1	87-738



### Dual-Rated (Al/Cu) Collar Connectors



Model	Wire Range	Dimensions (Inches)			Cat. No.
		L	W	H	
CA-60**	2 – 14 AWG	9/16	15/32	15/32	87-583
CA-110*	1/0 – 14 AWG	19/32	17/32	5/8	87-585

\*Successfully tested to AL9CU  
 \*\*Successfully tested to AL7CU









Our **wedge-edge** expanding spring is specially designed for faster pull-up and quick connections. It also accommodates a wide range of wire gauges.



The **Buchanan C-24** Crimp Tool has an iron-clad reputation that's up to every job, every time. A patented four-way crimp ensures reliable connections, while the spring-loaded, cam-actuated design fits a wide range of connectors.



The comprehensive line of **Buchanan** sectional terminal blocks offers a wide range of block configurations, mounting options and contact styles accommodating wire sizes from 30 AWG to 250 MCM.



The **B2 B-CAP**® Wire Connector is the universal connector that accepts the widest range of wire combinations. Plus, the Classic Fin™ ergonomic design fits easily in tight electrical boxes.

(2) #18 stranded

(1) #14 solid

(1) #18 stranded  
(2) #14 solid

(1) #14 solid  
(2) #12 stranded

(2) #10 stranded

(3) #12 solid  
(2) #14 solid

(5) #12 solid

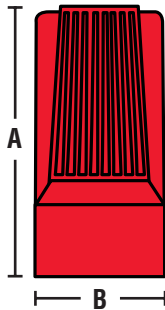
## B-CAP® Wire Connectors

- Three color-coded models cover a full range of wire sizes from 22 AWG through 6 AWG
- Classic Fin™ design provides secure grip for extra leverage on maximum wire combinations
- Live-action spring expands to accept wire shape and size – no pre-twisting required
- Square-wire spring threads directly onto conductors for fast, secure connections
- Deep skirt protects against flash-over and turned-back strands for maximum dielectric protection
- Easily removed for repeat usage on same size or larger wire combinations
- Tough, UL 94V-2 flame-retardant shell rated at 105°C (221°F)
- Green-B® designed for making ground connections and bonding non-metallic sheathed cable
- UL 486C Listed (Green-B® UL 467 Listed) and CSA 22.2 #188 Certified; comply with Federal Specification -S-610E

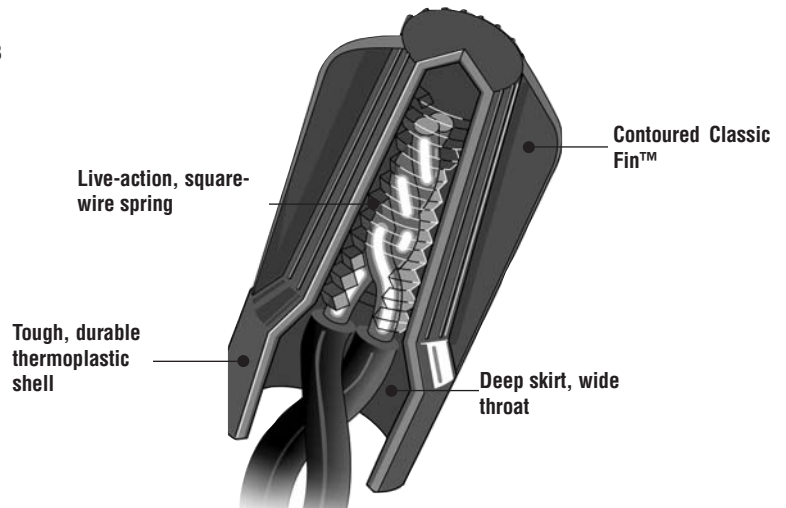


Twist-on Wire Connectors

### Dimensions (Inches / mm)



Model	A	B
B1	$\frac{31}{32}$ 24.5	$\frac{15}{32}$ 12
B2	$\frac{1-5}{32}$ 29.5	$\frac{9}{16}$ 14
B4	$\frac{1-1}{2}$ 38	$\frac{3}{4}$ 19
BGR	$\frac{1-5}{32}$ 29.5	$\frac{9}{16}$ 14



Model	Color	Wire Combination Range (Inches)	Wire Combination Range (mm)	Quantity / Package	Cat. No.
B1	Yellow	600V* 22 to 10 AWG Min. 2 #18 Max. 3 #12	600V* ,34mm <sup>2</sup> to 6,0mm <sup>2</sup> Min. 2-,75mm <sup>2</sup> Max. 3-4,0mm <sup>2</sup>	100 / Box	<b>B1-1</b>
				250 / Jar	<b>B1-250JR</b>
				500 / Jar	<b>B1-500JR</b>
				2,500 / Bucket (5 bags, 500 ea.)	<b>B1-25</b>
				10,000 / Keg (20 bags, 500 ea.)	<b>B1-B</b>
				Barrel of 25,000	<b>B1-SK</b>
B2	Red	600V* 22 to 8 AWG Min. 2 #18 Max. 5 #12	600V* ,34mm <sup>2</sup> to 10,0mm <sup>2</sup> Min. 2-,75mm <sup>2</sup> Max. 5-4,0mm <sup>2</sup>	100 / Box	<b>B2-1</b>
				350 / Jar	<b>B2-350JR</b>
				500 / Jar	<b>B2-500JR</b>
				2,500 / Bucket (5 bags, 500 ea.)	<b>B2-25</b>
				10,000 / Keg (20 bags, 500 ea.)	<b>B2-B</b>
				Barrel of 25,000	<b>B2-SK</b>
B4	Blue-Gray	600V* 14 to 6 AWG Min. 2 #12 Max. 2 #6	600V* 2,5mm <sup>2</sup> to 16,0mm <sup>2</sup> Min. 2-4,0mm <sup>2</sup> Max. 2-16,0mm <sup>2</sup>	50 / Box	<b>B4-1</b>
				1,000 / Bucket (4 bags, 250 ea.)	<b>B4-25</b>
				2,500 / Keg (10 bags, 250 ea.)	<b>B4-B</b>
BGR	Green	14 to 10 AWG Min. 2 #14 Max. 5 #12	2,5mm <sup>2</sup> to 6,0mm <sup>2</sup> Min. 2-2,5mm <sup>2</sup> Max. 5-4,0mm <sup>2</sup>	50 / Box	<b>BGR-1</b>
				2,500 / Bucket (10 bags, 250 ea.)	<b>BGR-25</b>
				5,000 / Keg (20 bags, 250 ea.)	<b>BGR-B</b>

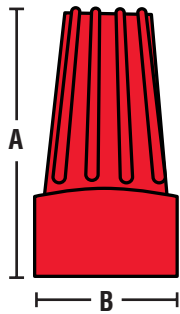
\*1,000V maximum in fixtures and signs

## WireTwist™ Wire Connectors

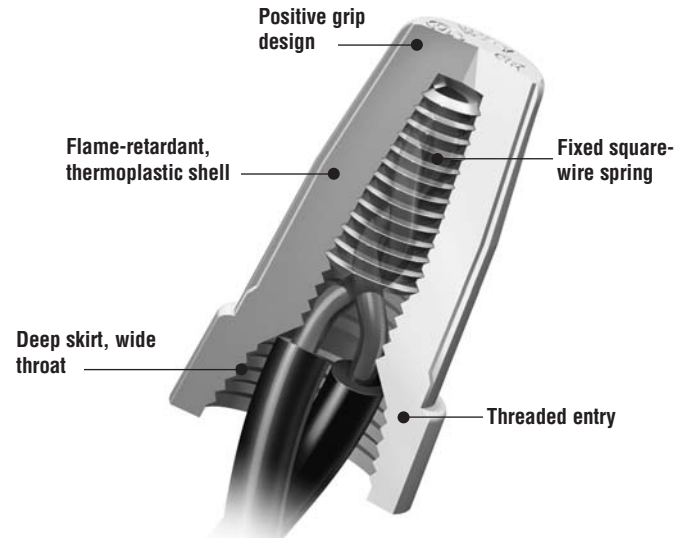
- Five color-coded models cover common construction wire ranges
- Ribbed cap provides positive grip for fast, easy installation
- Fixed, square-wire spring threads itself creating a secure pressure grip
- Deep, wide-throated skirt protects against flash-over and turned-back strands for maximum dielectric protection
- Tough, UL 94V-2 flame-retardant shell rated at 105°C (221°F)
- UL 486C Listed and CSA 22.2 #188 Certified



### Dimensions (Inches / mm)



Model	A	B
WT1	$\frac{37}{64}$ 15	$\frac{21}{64}$ 8
WT2	$\frac{45}{64}$ 18	$\frac{25}{64}$ 10
WT3	$\frac{55}{64}$ 22	$\frac{7}{16}$ 11
WT4	$\frac{61}{64}$ 24	$\frac{35}{64}$ 14
WT6	$\frac{1-1}{16}$ 27	$\frac{21}{32}$ 17



Twist-on Wire Connectors

Model	Color	Wire Combination Range (Inches)	Wire Combination Range (mm)	Quantity / Package	BUCHANAN Cat. No.	IDEAL Cat. No.
WT1	Gray	300V 22 to 14 AWG Min. 3 #22 Max. 2 #16	300V ,34mm <sup>2</sup> to 2,5mm <sup>2</sup> Min. 3-,34mm <sup>2</sup> Max. 2-1,5mm <sup>2</sup>	100 / Box	<b>WT1-1</b>	<b>30-WT1C</b>
				500 / Bag	<b>WT1-B</b>	<b>30-WT1B</b>
				50,000 / Barrel	—	<b>30-891</b>
WT2	Blue	300V 22 to 14 AWG Min. 3 #20 Max. 3 #16	300V ,34mm <sup>2</sup> to 2,5mm <sup>2</sup> Min. 3-,50mm <sup>2</sup> Max. 3-1,5mm <sup>2</sup>	100 / Box	<b>WT2-1</b>	<b>30-WT2C</b>
				500 / Bag	<b>WT2-B</b>	<b>30-WT2B</b>
				50,000 / Barrel	—	<b>30-892</b>
WT3	Orange	600V* 22 to 14 AWG Min. 2 #18 Max. 2 #14	600V* ,34mm <sup>2</sup> to 2,5mm <sup>2</sup> Min. 2-,75mm <sup>2</sup> Max. 2-2,5mm <sup>2</sup>	100 / Box	<b>WT3-1</b>	<b>30-WT3C</b>
				500 / Bag	<b>WT3-B</b>	<b>30-WT3B</b>
				50,000 / Barrel	—	<b>30-893</b>
WT4	Yellow	600V* 22 to 10 AWG Min. 3 #20 Max. 2 #12	600V* ,75mm <sup>2</sup> to 6,0mm <sup>2</sup> Min. 3-,50mm <sup>2</sup> Max. 2-4,0mm <sup>2</sup>	100 / Box	<b>WT4-1</b>	<b>30-WT4C</b>
				500 / Bag	<b>WT4-B</b>	<b>30-WT4B</b>
				30,000 / Barrel	—	<b>30-894</b>
WT6	Red	600V* 20 to 8 AWG Min. 2 #14 Max. 4 #12	600V* ,50mm <sup>2</sup> to 10,0mm <sup>2</sup> Min. 2-2,5mm <sup>2</sup> Max. 4-4,0mm <sup>2</sup>	100 / Box	<b>WT6-1</b>	<b>30-WT6C</b>
				250 / Bag	<b>WT6-B</b>	<b>30-WT6B</b>
				20,000 / Barrel	—	<b>30-896</b>

\*1,000V maximum in fixtures and signs

\*\*Includes 5 each of WT1, WT2, WT3, WT4 and WT6 WireTwist™ Wire Connectors



## WingTwist™ Wire Connectors

- Four color-coded models cover common construction wire ranges; green model designed for ground connections
- Unique contoured wing design acts as built-in wrench providing maximum torque with minimum effort
- Fixed, square-wire spring threads itself creating secure pressure grip
- Deep, wide-throated skirt protects against flash-over and turned-back strands for maximum dielectric protection
- Tough, UL 94V-2 flame retardant shell rated at 105°C (221°F)
- UL 486C Listed (WGR UL 467 Listed) and CSA C22.2 #188 Certified



Tough, flame-retardant shell

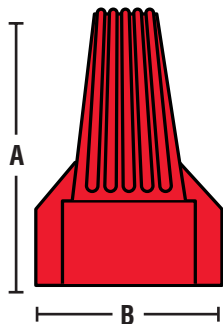
Fixed square-wire spring

Deep, wide skirt

Built-in contoured wings

### Dimensions (Inches/mm)

Model	A	B
WT51	$\frac{1-1/32}{26}$	$\frac{23/32}{18}$
WT52	$\frac{1-1/4}{32}$	$\frac{29/32}{23}$
WT53	$\frac{1-5/16}{33}$	$\frac{1}{25}$
WT54	$\frac{1-9/16}{40}$	$\frac{1-15/64}{31}$
WGR	$\frac{1-5/32}{29.5}$	$\frac{7/8}{22}$



Twist-on Wire Connectors


Model	Color	Wire Combination Range (Inches)	Wire Combination Range (mm)	Quantity / Package	BUCHANAN Cat. No.	IDEAL Cat. No.
WT51	Yellow	600V* 18 to 10 AWG Min. 2 #18 Max. 3 #12	600V* ,75mm <sup>2</sup> to 6,0mm <sup>2</sup> Min. 2-,75mm <sup>2</sup> Max. 3-4,0mm <sup>2</sup>	100 / Box	<b>WT51-1</b>	<b>30-WT51C</b>
				500 / Bag	<b>WT51-B</b>	<b>30-WT51B</b>
				500 / Jar	<b>WT51-500JR</b>	<b>30-WT51J</b>
				25,000 / Barrel	<b>WT51-SK</b>	<b>30-886</b>
WT41	Tan	600V* 22 to 10 AWG Min. 2 #20 Max. 3 #10 Solid	600V* ,34mm <sup>2</sup> to 6,0mm <sup>2</sup> Min. 2-0,5mm <sup>2</sup> Max. 3-6,0mm <sup>2</sup>	100 / Box	<b>WT41-1</b>	<b>30-WT41C</b>
				500 / Bag	<b>WT41-B</b>	<b>30-WT41B</b>
				500 / Jar	<b>WT41-500JR</b>	<b>30-WT41J</b>
				25,000 / Barrel	<b>WT41-SK</b>	<b>30-885</b>
WT52	Red	600V* 18 to 10 AWG Min. 2 #14 Max. 5 #12	600V* ,75mm <sup>2</sup> to 6,0mm <sup>2</sup> Min. 2-2,5mm <sup>2</sup> Max. 5-4,0mm <sup>2</sup>	100 / Box	<b>WT52-1</b>	<b>30-WT52C</b>
				500 / Bag	<b>WT52-B</b>	<b>30-WT52B</b>
				500 / Jar	<b>WT52-500JR</b>	<b>30-WT52J</b>
				25,000 / Barrel	<b>WT52-SK</b>	<b>30-887</b>
WT54	Blue	600V* 14 to 6 AWG Min. 3 #12 Max. 2 #6	600V* 2,5mm <sup>2</sup> to 16,0mm <sup>2</sup> Min. 3-4,0mm <sup>2</sup> Max. 2-16,0mm <sup>2</sup>	50 / Box	<b>WT54-1</b>	<b>30-WT54C</b>
				100 / Bag	<b>WT54-B</b>	<b>30-WT54B</b>
WGR	Green	14 to 10 AWG Min. 2 #14 Max. 5 #12	2,5mm <sup>2</sup> to 6,0mm <sup>2</sup> Min. 2-2,5mm <sup>2</sup> Max. 5-4,0mm <sup>2</sup>	50 / Box	<b>WGR-1</b>	<b>30-WGRC</b>
				250 / Bag	<b>WGR-B</b>	<b>30-WGRB</b>
				500 / Jar	<b>WGR-500JR</b>	<b>30-WGRJ</b>
				25,000 / Barrel	<b>WGR-SK</b>	<b>30-890</b>
WT5	Assortment**	See WT51 & WT52 above	See WT51 & WT52 above	(75 Yellow, 75 Red)/Jar	<b>WT5152JR</b>	—

\*1,000V maximum in fixtures and signs

\*\*Includes 75 each of WT51 and WT52 WingTwist™ Wire Connectors

## Splice Cap Crimp Connectors

- Designed for making fast, permanent, pressure-type connections
- Solid copper sleeves require less crimping pressure
- Resist corrosion in harsh environments
- Tin-plated steel sleeves also available
- UL 486C Listed and CSA C22.2 #188 Certified; comply with Federal Specification W-S-61D



Description	Wire Combination Range (Inches)	Quantity / Package	Cat. No.
Copper Crimp Connector	600V* 18 to 10 AWG Min. 2 #18 Max. 4 #12	100 / Box	<b>2006S</b>
		1,000 / Bag	<b>2006SB</b>
Copper Crimp Connector	600V* 14 to 4 AWG Min. 2 #10 Max. 2 #6	50 / Box	<b>2011S</b>
		500 / Bag	<b>2011SB</b>

\*1,000V maximum in fixtures and signs



## Four-Way Crimp Tool


- Patented design ensures even compression and reliable connectors
- Spring-loaded, cam-actuated plungers
- Fingertip adjustment for different connector sizes



Description	Cat. No.
Four-Way Crimp Tool	<b>C-24</b>

## Splice Cap Insulators

- Convenient, safe and fast installation
- Snap-on nylon construction
- Rated at 105°C (221°F) – 600V (1,000V maximum in fixtures and signs)



For Connector Model	Quantity / Package	Cat. No.
2006S & 2008S	100 / Box	<b>2007</b>
	1,000 / Bag	<b>2007B</b>
2011S	50 / Box	<b>2014</b>
	500 / Bag	<b>2014B</b>

## Termend® Lugs

- Convenient, safe and fast installation
- One size fits 16 AWG through 8 AWG solid or stranded wire
- Available in ring, spade and locking spade



Tongue Type	Stud Size	Quantity / Package	Cat. No.
Ring	10	50 / Box	<b>16-8-10</b>
Ring	1/4	50 / Box	<b>16-8-1/4</b>
Spade	10	50 / Box	<b>16-8-10S</b>
Locking Spade	10	50 / Box	<b>16-8-10L</b>



## B-TAP® Insulation-Piercing Tap Connectors

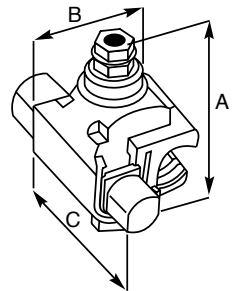
- Eliminates split bolts and tape
- Easy two-minute installation requires only box/socket wrench
- Installs on energized systems eliminating costly power shutdowns
- Self-sealing, grease-filled end-cap ensures safe, weather-tight connection
- Unique turbo spacer keeps connector wide open for quick and easy installation
- Torque-regulating nut breaks off when proper tension is reached
- Full-line is 600V dual-rated, 194°F (90°C)



B-Tap® Wire Range Chart

Cat. No.		Wire Size																		
		14	12	10	8	6	4	3	2	1	1/0	2/0	3/0	4/0	250	300	350	400	500	750
BTC1/0-10	Main: 1/0 - 8																			
	Tap: 2 - 10																			
BTC2/0-14	Main: 2/0 - 4																			
	Tap: 10 - 14																			
BTC4/0-4	Main: 4/0 - 2																			
	Tap: 4/0 - 4																			
BTC4/0-10	Main: 4/0 - 3																			
	Tap: 2 - 10																			
BTC4/0-6	Main: 4/0 - 2																			
	Tap: 2/0 - 6																			
BTC250-4	Main: 250 - 1																			
	Tap: 4/0 - 4																			
BTC350-1/0	Main: 350 - 1/0																			
	Tap: 350 - 1/0																			
BTC500-4	Main: 500 - 2/0																			
	Tap: 4/0 - 4																			
BTC500-1/0	Main: 500 - 4/0																			
	Tap: 350 - 1/0																			
BTC500-14	Main: 750 - 3/0																			
	Tap: 10 - 14																			
BTC750-250	Main: 750 - 250																			
	Tap: 500 - 250																			

Main —  
Tap —



Conductor Range		Voltage Rating	Dimensions (Inches)			Socket Size (Inches)	Torque (In. Lbs.)	No. of Bolts	Cat. No.
Run	Tap		A	B	C				
1/0-8	2-10 <sup>1</sup>	600V	3.1	1.8	2.2	1/2	80	1	<b>BTC1/0-10</b>
2/0-4	10-14 <sup>2</sup>	600V	3.1	1.8	2.2	1/2	80	1	<b>BTC2/0-14</b>
4/0-2	4/0-4	600V	4.4	2.4	3.2	1/2	160	1	<b>BTC4/0-4</b>
4/0-3	2-10 <sup>3</sup>	600V	3.1	1.8	2.2	1/2	125	1	<b>BTC4/0-10</b>
4/0-2	2/0-6	600V	3.5	2.2	2.5	1/2	160	1	<b>BTC4/0-6</b>
250-1	4/0-4	600V	3.5	2.2	2.5	1/2	160	1	<b>BTC250-4</b>
350-1/0	350-1/0	600V	4.5	3	3.9	5/8	330	2	<b>BTC350-1/0</b>
500-2/0	4/0-4	600V	4.5	3	3.9	5/8	330	2	<b>BTC500-4</b>
500-4/0	350-1/0	600V	4.5	3	3.9	5/8	330	2	<b>BTC500-1/0</b>
750-3/0	10-14 <sup>4</sup>	600V	3.7	2.5	2.2	1/2	80	1	<b>BTC500-14</b>
750-250	500-250	600V	4.7	3.4	4.75	5/8	330	2	<b>BTC750-250</b>
Assortment*									<b>BTCA-2</b>

\* Includes BTC 1/0-10, BTC 2/0-14, BTC 4/0-2, BTC 4/0-10, BTC 4/0-6, BTC 250-4, BTC 350-1/0, BTC 500-4 & BTC 500-1/0

<sup>1</sup> Tap #2 - #10 Cu solid/stranded; #2 - #10 Al stranded

<sup>2</sup> Tap #10 - #14 Cu solid/stranded; #10 - #14 Al stranded

<sup>3</sup> Tap #2 - #10 Cu solid/stranded; #2 - #8 Al stranded

<sup>4</sup> Tap #10 - #14 Cu solid/stranded; #10 - #12 Al stranded



## Waterproof Breakaway Steeltight Connector & Splice Insulating Kits

- Safe and easy installation in five minutes or less
- No special equipment necessary – requires only a knife, wire stripper and crimp tool
- Unique wire entry port, cut-off design accommodates industry’s widest range of insulation diameters
- Fewer parts than competitive brands for better waterproof protection
- Built-in break-away design eliminates de-energization of complete circuits
- Safely separates upon impact without breaking wires – eliminates potential danger and electrical shock (breakaway models)
- Unique 2-in-1 one-piece crimp barrel accommodates industry’s widest range of conductors (breakaway models)
- Spring-loaded contacts compensate for thermal expansion to maintain integrity of waterproof connection (breakaway models)



Streetlight Kits

### Application Guide

#### Examples of Several Kit Configurations

#### For Poles with Transformer Bases, Standard Bases and Junction Boxes

##### Underground Feed Phase to Phase

###### Configurations

- D65 dual in-line for phases and two 84 or 84S kits for taps
- Two 82 or 82S Y-Tap Kits for phases and taps
- Two BTS4 B-CAP® Twist & Seal Wire Connectors

###### Comments

Recommended  
Cost-effective  
Non-breakaway, small gauge (8 AWG and above).  
See Wire Connector section.

##### Underground Feed Phase to Neutral

###### Configurations

- D65PN dual in-line for phase and neutral and Two 84 or 84S kits for tap
- One 82 or 82S Y-Tap Kit for phase and tap and one 83 or 83S Y-Tap Kit for neutral and tap
- Two BTS4 B-CAP® Twist and Seal Wire Connectors

###### Comments

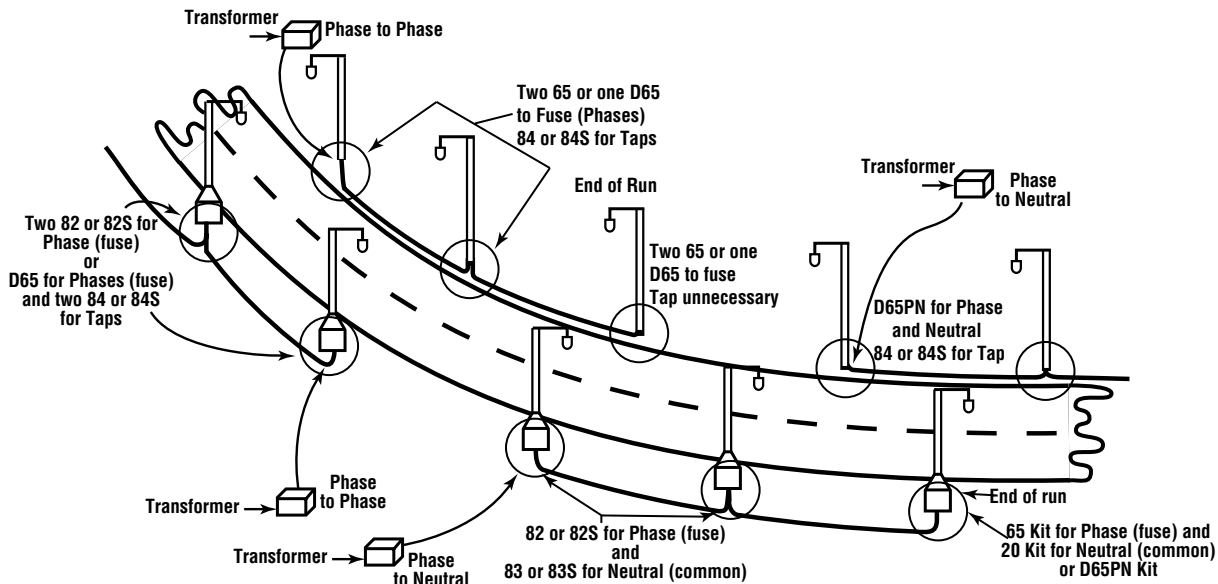
Recommended configuration  
Cost-effective  
Non-breakaway, small gauge (8 AWG and above).  
See Wire Connector section.

#### For Lights Mounted to Utility Poles, etc...

##### Overhead Feed

- Two B-Tap® Insulation Piercing Connectors for phase and/or tap (for insulated conductors only)


Recommended configuration, see B-Tap® Insulation Piercing Connectors in this catalog.



## Ordering Information

Use the following chart and table to determine the correct part number by choosing model, line side, and load side ordering codes from the shaded columns. See example below, right (Page A-45).


### Breakaway In-Line Kits



## MODEL

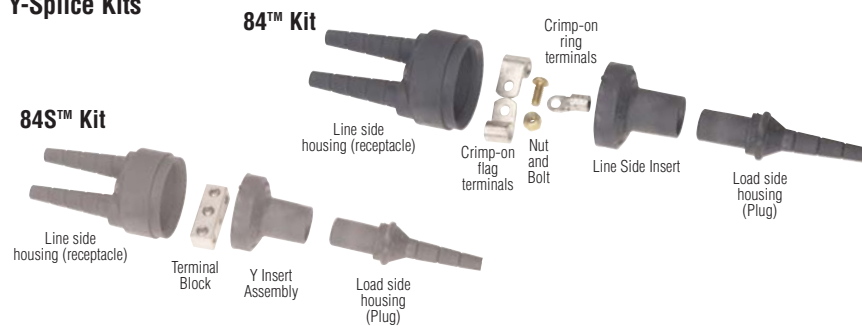
Application	Electrical Rating	Ordering Code
In-Line Neutral Non-Fused Breakaway	30 Amp 600 Volt	20 –
In-Line Phase Fused Breakaway	1/10-30 Amp 600 Volt	65 –
Dual In-Line Phase Fused Breakaway	1/10-30 Amp 600 Volt	D65 –
Dual In-Line Phase & Neutral Fused Breakaway	1/10-30 Amp Phase 30 Amp Neutral 600 Volt	D65PN –

### Breakaway Y-Tap Kits



Application	Electrical Rating	Ordering Code
Crimped Phase Fused Tap & Run	1/10-30 Amp 600 Volt	82 –
Crimp Neutral Non-Fused Tap & Run	125 Amp Line 30 Amp Load 600 Volt	83 –
Set Screw Phase Fused Tap & Run	1/10-30 Amp 600 Volt	82S –
Set Screw Neutral Non-Fused Tap & Run	70 Amp Line 30 Amp Load 600 Volt	83S –

### Y-Splice Kits



Application	Electrical Rating	Ordering Code
Crimp Splice Tap & Run	150 Amp 600 Volt	84 –
Set Screw Splice Tap & Run	70 Amp 600 Volt	84S –

Excerpts of the 1996 NEC Tables 5 & 5A Dimensions of Insulated Conductors and Fixture Wires									
Size (AWG)	Approx. Diameter in Inches for Insulation Types:						Approx. Diameter in Inches for Compact AL with Insulation Types:		
	RH	RHW-2,RHW	TW	THW,THW-2	THHN,THWN-2	XHHW,XHHW-2	THW,THHW	THHN	XHHW
14	0.163	0.193	0.133	0.163	0.111	0.133	–	–	–
12	0.182	0.212	0.152	0.182	0.130	0.152	–	–	–
10	0.236	0.236	0.176	0.206	0.164	0.176	–	–	–
8	0.326	0.326	0.236	0.266	0.216	0.236	0.255	–	0.224
6	0.364	0.364	0.304	0.304	0.254	0.274	0.290	0.240	0.260
4	0.412	0.412	0.352	0.352	0.324	0.322	0.335	0.305	0.305
3	0.440	0.440	0.380	0.380	0.352	0.350	–	–	–
2	0.472	0.472	0.412	0.412	0.384	0.382	0.390	0.360	0.360
1	0.582	0.582	0.492	0.492	0.446	0.442	0.465	0.415	0.415
1/0	0.622	0.622	0.532	0.532	0.486	0.482	0.500	0.450	0.450

National Electric Code®, Copyright © 1996, National Fire Protection Association, Quincy MA 02269

Streetlight Kits

# Wire Termination

Streetlight Kits

LINE SIDE			
Insulation Diameter Range (Inches)	Stranded* Conductor Size (AWG)	Type	Ordering Code (CHOOSE 1)
.120-.430	12-6	Copper Crimp	U -
	12-6	Aluminum Crimp	UA -
	4 or 2	Copper Crimp	LC -
	4 or 2	Aluminum Crimp	LA -

LOAD SIDE				
Insulation Diameter Range (Inches)	Equivalent Conductor (See Table)	Stranded* Conductor Size (AWG)	Type	Ordering Code (CHOOSE 1)
.120-.430	1	12-6	Copper Crimp	U
		12-6	Aluminum Crimp	UA
		4 or 2	Copper Crimp	LC
		4 or 2	Aluminum Crimp	LA

**NOTE:** It is not necessary to use the load side ordering code if it is the same as the line side code, i.e., a 65U-U is ordered as a 65U.

Insulation Diameter Range (Inches)	Ordering Code (CHOOSE 1)	Stranded* Conductor Size (AWG)	Type	Ordering Code (CHOOSE 1)	Insulation Diameter Range (Inches)	Equivalent Conductor (See Table)	Stranded* Conductor Size (AWG)	Type	Ordering Code (CHOOSE 1)		
.155-.430	ADB	10	Copper Crimp	6 -	.120-.430	1	12-6	Copper Crimp	C		
		8	Copper Crimp	4 -			12-6	Aluminum Crimp	A		
		6	Copper Crimp	3 -			4 or 2	Copper Crimp	LC		
		4	Copper Crimp	2 -				10 -			
.420-.785	EAFB	2	Copper Crimp	1 -			4 or 2	Copper Crimp			
		1	Copper Crimp	0 -							
		1/0	Copper Crimp	10 -							
		.155-.430	ADB	10		1 -	.120-.430	1	12-6	Copper Crimp	C
				8		1 -			12-6	Aluminum Crimp	A
6	Terminal Block with Set Screws			1 -	4 or 2	Copper Crimp			LC		
4	Copper or Alum. Conductors	1 -	4 or 2	Aluminum Crimp		LA					
.420-.785	EAFB	1		10 -							
		1/0		10 -							

Insulation Diameter Range (Inches)	Ordering Code (CHOOSE 1)	Stranded* Conductor Size (AWG)	Type	Ordering Code (CHOOSE 1)	Insulation Diameter Range (Inches)	Equivalent Conductor (See Table)	Conductor Size (AWG)	Type	Ordering Code (CHOOSE 1)		
.155-.430	ADB	10	Copper Crimp	6 -	.120-.430	1	10	Copper Crimp	6		
		8	Copper Crimp	4 -			8	Copper Crimp	4		
		6	Copper Crimp	3 -			6	Copper Crimp	3		
		4	Copper Crimp	2 -			4	Copper Crimp	2		
.420-.785	EAFB	2	Copper Crimp	1 -			2	Copper Crimp	1		
		1	Copper Crimp	0 -			1	Copper Crimp	0		
		1/0	Copper Crimp	10 -							
		.155-.430	ADB	10		1 -	.120-.430	1	10-2	Terminal Block Copper or Aluminum Conductors	N/A
				8		1 -					
6	Terminal Block with Set Screws			1 -							
.420-.785	EAFB	2	Copper or Alum. Conductors	1 -							
		1		10 -							
		1/0		10 -							



LR32565

**NOTE:**  
Fused kits require a 13/32" x 1 1/2" fuse. **DO NOT USE GLASS OR INDICATING TYPES.**  
Waterproof or direct burial wire is recommended. **THHN is NOT recommended.**


\* For solid wire: 14-4 AWG, use codes U, UA, C, or A. 2 AWG, use codes LC or LA.

**Example:**

A Y-Tap Kit with set screws for a 2 AWG phase line side conductor with a diameter of .472" and a 10 AWG copper load side conductor is ordered as an 82S-EAFB1-C.

## Terminal Blocks

BUCHANAN CONSTRUCTION PRODUCTS, INC. offers the industry's most comprehensive and accommodating line of terminal blocks. BUCHANAN terminal blocks make wiring jobs simpler and allow easy ready hook-up of wires from different components or areas throughout a structure.



- Wide range of configurations to solve virtually any wiring need
- Wide wire ranges – 30 AWG to 250 KCMIL (MCM)
- Easy installation – connect and disconnect quickly making them perfect for maintenance and troubleshooting applications
- Versatile, accommodating sectional design
- Three housing options to meet your specific applications – nylon, phenolic and polyester
- Wide selection of contact types
- Full line of accessories for easy customization

### 100 Series - Miniature (High Density)

These miniature terminal blocks fit on a much smaller channel to save valuable panel space or can be surface mounted directly to the panel. Miniature blocks accept wire as large as 12 AWG.

- No wire crimping required – clamp contacts hold wire from 30 AWG to 12 AWG better than crimp-on terminals
- Saves installation time and cost – tubular clamp contacts supplied with captive screws backed out
- Nylon housing for rugged applications
- Positive stop prevents wire from being inserted too far and prevents screw from being tightened on insulation; easy access contact provides safe, reliable and cost-effective connection
- Quick installation and change – additional sections may be added or removed without removing channel mounting screw
- Matte-finish area for marking directly on block



Catalog Number - 100 Series	125	115	End Section	
			130	120
Mounting Style	Direct Mount (Flat Base)	Channel Mount (Dovetail Base)	Direct Mount (Flat Base)	Channel Mount (Dovetail Base)

WIRE RANGE: Solid or Stranded

#### Tubular Clamp

1 #12 AWG, 1 #14 AWG, 1 to 3 #16 AWG, 1 to 5 #18 AWG, 1 to 6 #20 AWG, 1 to 7 #22 AWG

### Terminal Block Specifications

100 Series	125	115
Housing Material	Nylon	
Maximum Service Temperature	125°C (257°F)	
Flammability	UL94V2	
Wire Strip Length (in.)	5/16	
Torque (lbs.)	6-9	
UL Rating	28A @ 300V	
Wire Range (AWG) Solid & Stranded	30-12	
Pitch (in.)	0.25	
Terminals per foot	48	



## Miniature - Single Tier HIGH DENSITY

### Flat Base

$$C = .29 + (.25 \times N)$$

$$L = .51 + (.25 \times N)$$

#### On Miniature #12 Channel:

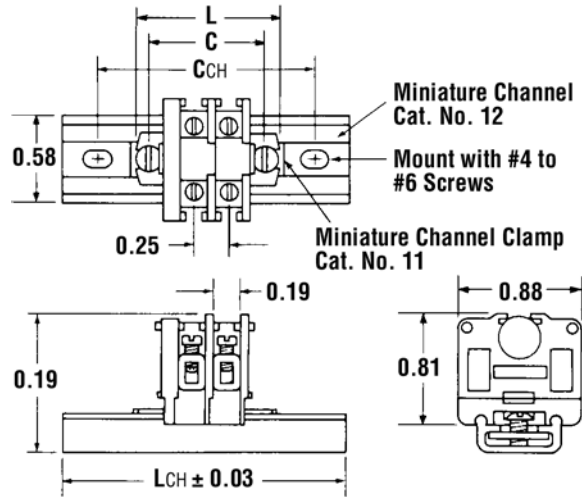
$$CCH = 1.00 + (.25 \times A)$$

$$LCH = 1.35 + (.25 \times A)$$

A = N when N is even

A = N + 1 when N is odd

N = Number of Miniature Sections



### Dovetail Base

$$C = .35 + (.25 \times N)$$

$$L = .50 + (.25 \times N)$$

#### On Standard #60 Channel:

$$CCH = 2.00 + (.25 \times A)$$

$$LCH = 2.75 + (.25 \times A)$$

N = Number of Single Tier Sections

#### On Miniature #12 Channel:

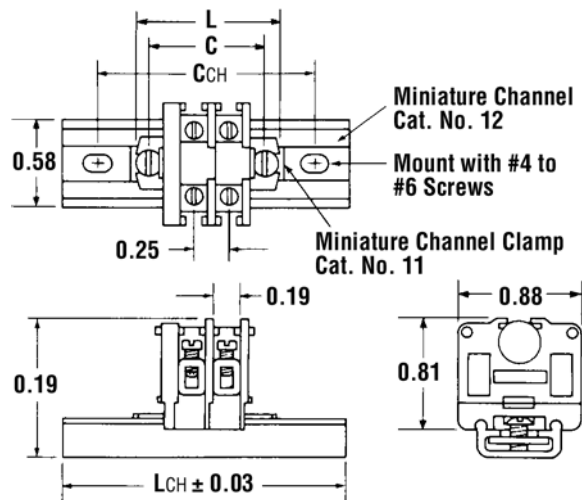
$$CCH = 1.00 + (.25 \times A)$$

$$LCH = 1.35 + (.25 \times A)$$

A = N when N is even

A = N + 1 when N is odd

N = Number of Miniature Sections



## 900 Series Medium Duty

This family of polyester blocks is ideal for high temperature applications. The rugged material withstands temperatures up to 302°F (150°C)

- Three contact styles cover broad wire range – accept single wire or combinations from 22 AWG to 8 AWG solid or stranded
- Rated at 15A to 50A per circuit
- Flat base models mount directly to surfaces; dovetail base models mount on stranded channel
- Only one end section needed per block assembly
- Readily identifiable circuits - write directly on matte surface of block
- Sections snap-fit with Heavy Duty, Intermediate Heavy Duty and Fuse blocks



### Specifications

**Center-to-Center Spacing:** .375 in.

**Voltage Rating:** 600 Volt max., Current: 50 Amp max.

**Ampacity:** #8 - #22 AWG

Catalog Number	921	0921	924	0924	925	0925	930	0930
<b>Mounting Style</b>	Direct Mount (Flat Base)	Channel Mount (Dovetail Base)	Direct Mount (Flat Base)	Channel Mount (Dovetail Base)	Direct Mount (Flat Base)	Channel Mount (Dovetail Base)	End Section (Direct Mount)	End Section (Channel Mount)
<b>Ampacity</b>	15A		50A		30A		—	—
<b>Contact Type</b>	Strap Screw		Tubular Screw		Tubular Clamp		—	—
<b>Screw Type</b>	6-32 Combo Head		10-32 Combo Head		10-32 Combo Head		—	—
<b>Screw Torque</b>	12 in./lbs.		8 in./lbs.		8 in./lbs.		—	—
<b>Wire Range (AWG)</b>	#14 to #22		#8 to #22		#10 to #22		—	—

<b>Housing Material</b>	Polyester (gray)
<b>Contact Material</b>	Copper Alloy, Zinc Plated
<b>Screw Material</b>	Steel, Zinc Plated
<b>Maximum Service Temperature</b>	150°C (302°F)
<b>Flammability</b>	UL94V-0 Rated



WIRE RANGE: Solid or Stranded

**Strap Screw**

1 #22 to 1 #14 AWG

**Tubular Screw**

1 #8 AWG, 1 #10 AWG, 1 to 3 #12 AWG, 1 to 4 #14 AWG, 1 to 4 #16 AWG, 1 to 5 #18 AWG, 1 to 10 #22 AWG

**Tubular Clamp**

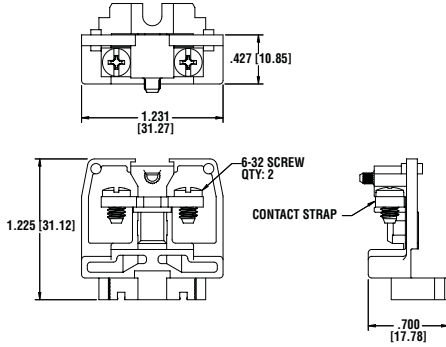
1 #10 AWG, 1 or 2 #12 AWG, 1 to 3 #14 AWG, 1 to 4 #16 AWG, 1 to 5 #18 AWG, 1 to 10 #22 AWG

Terminal Blocks

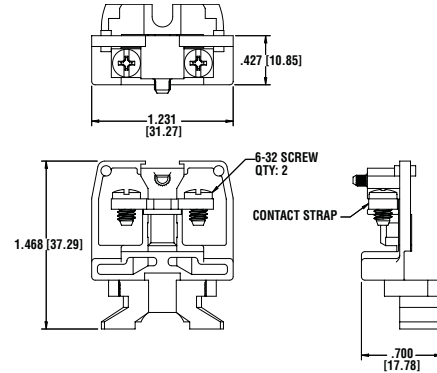
## 900 Series

### Strap Screw

#### Direct Mount (Flat Base)

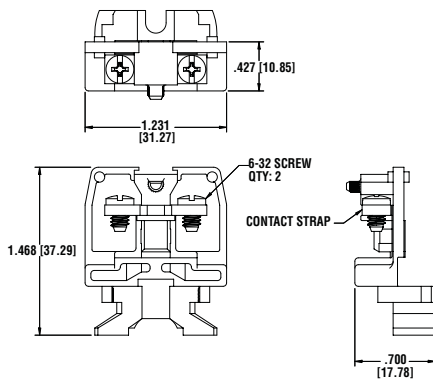


#### Channel Mount (Dovetail Base)

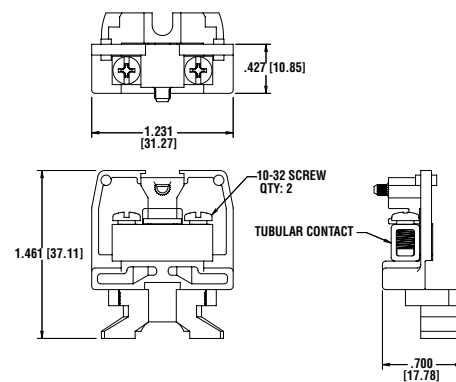


### Tubular Screw/Tubular Clamp

#### Direct Mount (Flat Base)

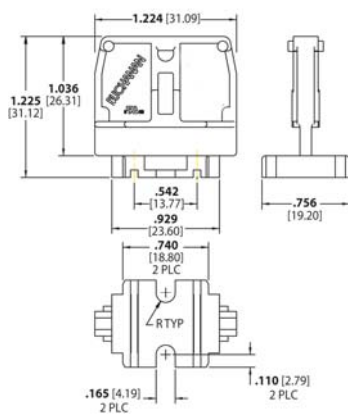


#### Channel Mount (Dovetail Base)

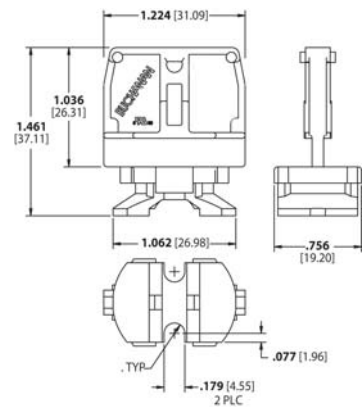


### End Section

#### Direct Mount (Flat Base)




#### Channel Mount (Dovetail Base)



## 200 Series - Nylon HEAVY DUTY

This compact design, heavy-duty line accepts single wire or combinations up to 4 AWG, solid or stranded.; 600V UL and NEMA rating.

- 138 circuits per 6 foot length
- Three contact styles conservatively rated from 35A to 85A per circuit
- Two-way flat-base models surface mount directly to the panel or snap-on miniature channel; dovetail base models mount on standard channel
- Only one end section needed per block assembly
- Readily identifiable circuits – mark directly on painted surface of block sections or use removable marking tape
- Nylon housing for more rugged applications
- Sections snap-fit with Phenolic Heavy Duty, Intermediate Heavy Duty and Fuse blocks



### Specifications

**Center-to-Center Spacing:** .50 in. CL: 24 circuits per foot.

**Voltage Rating:** Blocks meet 600V creepage and clearance requirements of NEMA, UL and CSA for general industrial control equipment and panelboards. Withstand voltages greatly in excess of IEEE switchgear standards for 750V.

**Ampacity:** For a single 4 AWG wire, the maximum amperage recommended is 85A.



Catalog Number	241	0241	242	0242	243	0243	250	0250
<b>Mounting Style</b>	Direct Mount (Flat Base)	Channel Mount (Dovetail Base)	Direct Mount (Flat Base)	Channel Mount (Dovetail Base)	Direct Mount (Flat Base)	Channel Mount (Dovetail Base)	End-Section (Direct Mount)	End-Section (Channel Mount)
<b>Ampacity</b>	35A		85A		65A		—	—
<b>Contact Type</b>	Strap Screw		Tubular Screw		Tubular Clamp		—	—
<b>Screw Type</b>	10-32 Slotted Binding Head		1/4-28 Slotted Headless		1/4-28 Slotted Headless		—	—
<b>Wire Range (AWG)</b>	#22 to #10		#18 to #4		#18 to #6		—	—
<b>Wire Strip Length</b>	—		1/2 in.		1/2 in.		—	—

<b>Housing Material</b>	Nylon, Type 6/6 unfilled
<b>Contact Material</b>	Copper / Copper Alloy
<b>Screw Material</b>	Steel Plated
<b>Maximum Service Temperature</b>	125°C (257°F)
<b>Breakdown Voltage AC, 60Hz</b>	7000V
<b>Dielectric Strength (RH40% at sea level)</b>	470-385 V/mil thickness (per ASTM D149)
<b>UL High Voltage Arc Testing (in./min.)</b>	0.1 - .35
<b>Water Absorption (24 hrs. % weight gain)</b>	1.5%
<b>Flammability</b>	94V-2 (per UL94)
<b>Chemical Resistance</b>	Resistant to aromatic hydrocarbons, strong alkalis
<b>Radiation Resistance (ergs g<sup>-1</sup> C)</b>	8 x 10 <sup>7</sup>

WIRE RANGE: Solid or Stranded

**Strap Screw**

1 #22 to 1 #10 AWG

**Tubular Screw**

1 #4 AWG, 1 #6 AWG, 1 or 2 #8 AWG, 1 to 4 #10 AWG, 1 to 5 #12 AWG, 1 to 6 #14 AWG, 1 to 6 #16 AWG, 1 to 8 #18 AWG

**Tubular Clamp**

1 #6 AWG, 1 or 2 #8 AWG, 1 to 3 #10 AWG, 1 to 4 #12 AWG, 1 to 4 #14 AWG, 1 to 6 #16 AWG, 1 to 8 #18 AWG



LR25557



E63810

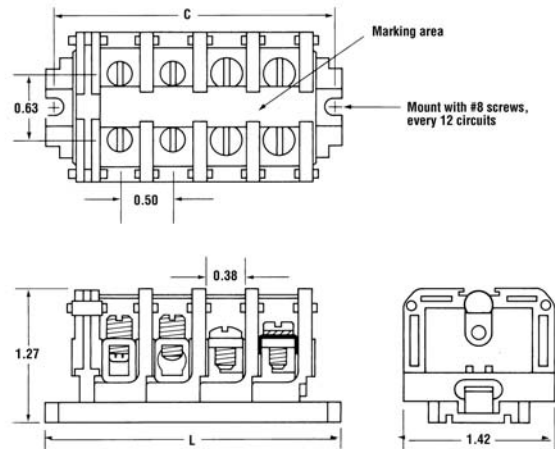
## 200 Series - Nylon HEAVY DUTY

### Flat Base (Direct Mount)

$$C = .56 + (.50 \times N)$$

$$L = .78 + (.50 \times N)$$

N = Number of circuits

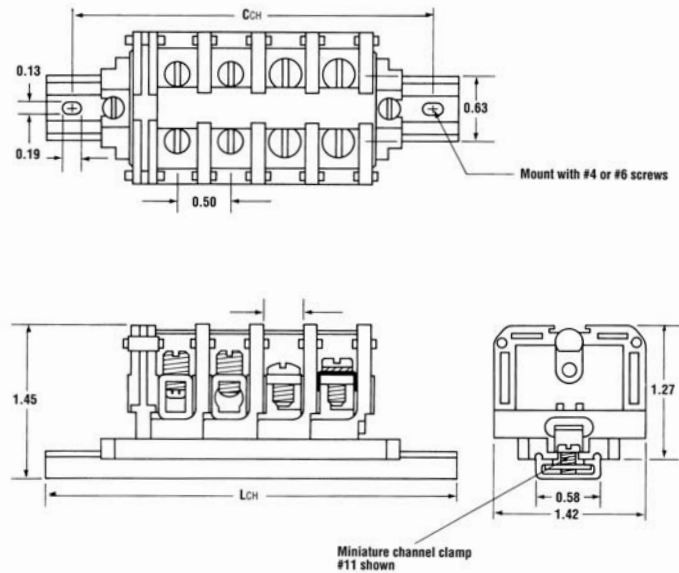


### Flat Base Mounted on #12 Miniature Channel

$$LCH = 1.85 + (.50 \times N)$$

$$CCH = 1.50 + (.50 \times N)$$

N = Number of Circuits

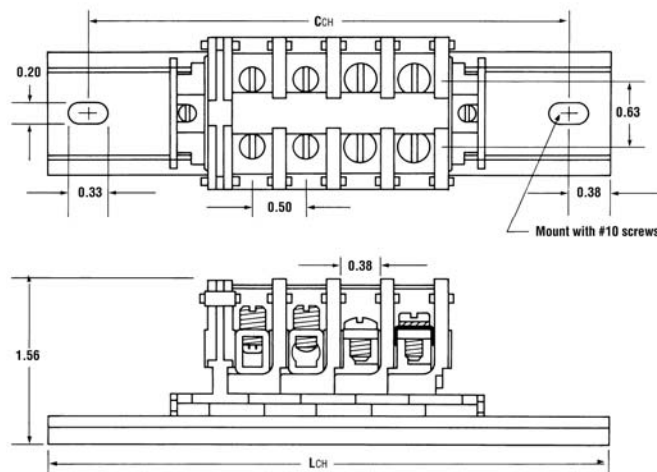
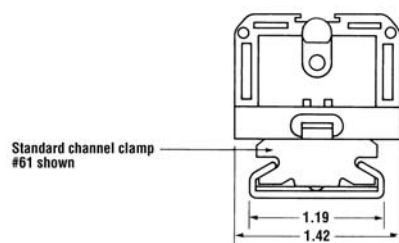


### Dovetail Base Mounted on Standard #60 Channel

$$LCH = .303 + (.50 \times N)$$

$$CCH = 2.28 + (.50 \times N)$$

N = Number of circuits





## 200 Series - Phenolic HEAVY DUTY

The family of phenolic heavy duty blocks is ideal for high temperature, high current applications. The rugged material withstands temperatures up to 302°F (150°C).

- Sturdy block accepts single wire or combinations up to 4 AWG solid or stranded
- 122 circuits per 6 foot length
- Three contact styles conservatively rated to 35A to 85A
- Only one end section needed per block assembly
- Readily identifiable circuits – mark directly on painted marking surface or use removable marking strip
- Sections snap-fit with Nylon Heavy Duty, Intermediate Heavy Duty and Fuse Blocks



### Specifications

**Center-to-Center Spacing:** .56 in. CL: 20 circuits per foot.

**Voltage Rating:** Blocks meet 600V creepage and clearance requirements of NEMA, UL and CSA for general industrial control equipment and panelboards. Withstand voltages greatly in excess of IEEE switchgear standards for 750V.

**Ampacity:** For a single 4 AWG wire, the maximum amperage recommended is 85A.



Catalog Number	221	0221	222	0222	223	0223	230	0230
<b>Mounting Style</b>	Direct Mount (Flat Base)	Channel Mount (Dovetail Base)	Direct Mount (Flat Base)	Channel Mount (Dovetail Base)	Direct Mount (Flat Base)	Channel Mount (Dovetail Base)	End-Section (Direct Mount)	End-Section (Channel Mount)
<b>Ampacity</b>	35A		85A		65A		—	—
<b>Contact Type</b>	Strap Screw		Tubular Screw		Tubular Clamp		—	—
<b>Screw Type</b>	10-32 Slotted Binding Head		1/4-28 Slotted Headless		1/4-28 Slotted Headless		—	—
<b>Wire Range (AWG)</b>	#22 to #10		#18 to #4		#18 to #6		—	—
<b>Wire Strip Length</b>	—		1/2 in.		1/2 in.		—	—

<b>Housing Material</b>	Phenolic, Filled, Flame retardant
<b>Contact Material</b>	Copper / Copper Alloy
<b>Screw Material</b>	Steel Plated
<b>Maximum Service Temperature</b>	150°C (302°F)
<b>Breakdown Voltage AC, 60Hz</b>	7000V
<b>Dielectric Strength (RH40% at sea level)</b>	300V/mil thickness (per ASTM D149)
<b>UL High Voltage Arc Testing (in./min.)</b>	.49 - .59
<b>Water Absorption (24 hrs. % weight gain)</b>	45% (per ASTM D570)
<b>Flammability</b>	94V-1 (per UL94)
<b>Chemical Resistance</b>	Resistant to acids, alkalies, aliphatic hydrocarbons and ketones (per ASTM D5343)
<b>Radiation Resistance (ergs g<sup>-1</sup> C)</b>	2.7 x 10 <sup>6</sup> min.

WIRE RANGE: Solid or Stranded

**Strap Screw**

1 #18 to 1 #8 AWG

**Tubular Screw**

1 #4 AWG, 1 #6 AWG, 1 or 2 #8 AWG, 1 to 4 #10 AWG, 1 to 5 #12 AWG, 1 to 6 #14 AWG, 1 or 6 #16 AWG, 1 to 8 #18 AWG

**Tubular Clamp**

1 #6 AWG, 1 or 2 #8 AWG, 1 to 3 #10 AWG, 1 to 4 #12 AWG, 1 to 4 #14 AWG, 1 to 6 #16 AWG, 1 to 8 #18 AWG



LR25557



E63810

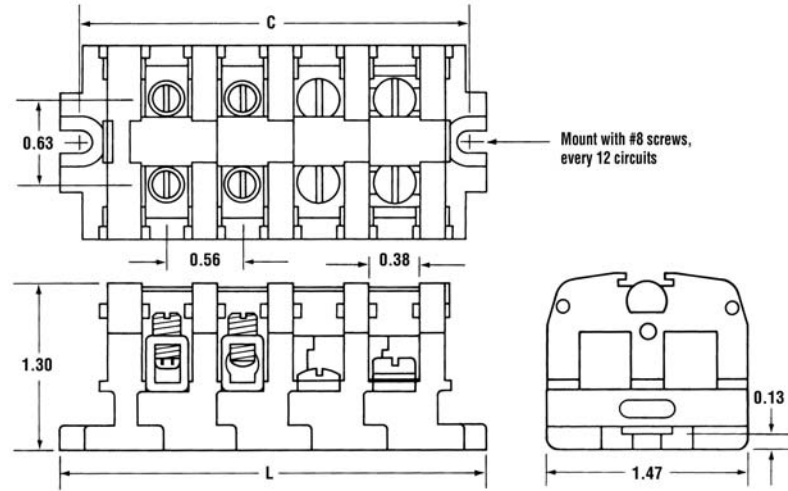
## 200 Series - Phenolic HEAVY DUTY

### Flat Base (Direct Mount)

$$C = .59 + (.57 \times N)$$

$$L = .81 + (.57 \times N)$$

N = Number of circuits

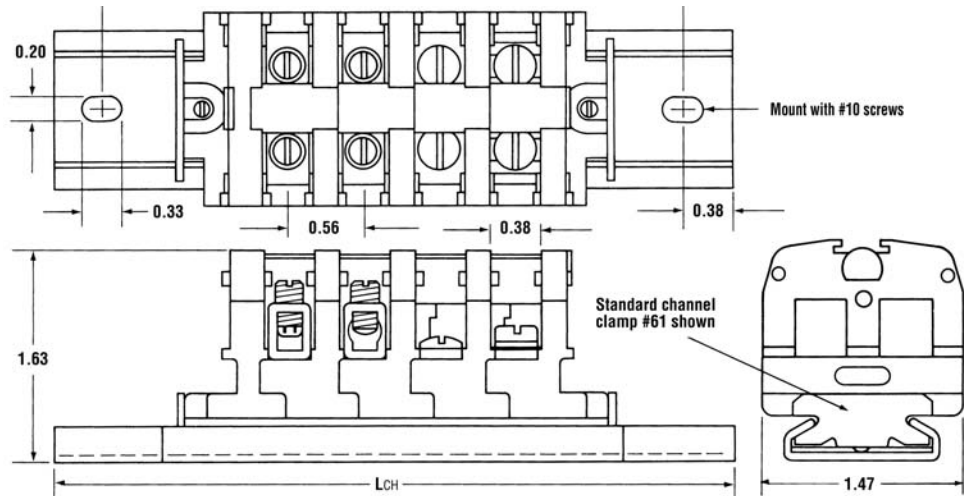


### Dovetail Base Mounted on Standard #60 Channel

$$C_{CH} = 2.31 + (.57 \times N)$$

$$L_{CH} = 3.06 + (.57 \times N)$$


N = Number of circuits



## Nylon INTERMEDIATE HEAVY DUTY

The 800 Series line of 600V blocks is conservatively rated up to 150A for a single 1/0 AWG copper wire.

- Exceptionally compact block accepts single wire or combinations up to 1/0 AWG
- 92 circuits per 6 foot length
- Tubular screw contact style accepts AWG sizes from 12 to 1/0, solid or stranded
- Two-way mounting base fits standard channel or mounts directly to flat surfaces
- Only one end section needed per block assembly
- Readily identifiable circuits – write directly on painted marking surface or use removable vinyl marking strip
- Nylon housing for rugged applications, 7/16 -20 slotted headless screws
- Snap-fit with Heavy-Duty Nylon and Phenolic and Fuse Blocks



### Specifications

**Center-to-Center Spacing:** .75 in. CL: 16 circuits per foot.

**Voltage Rating:** Blocks meet 600V creepage and clearance requirements of NEMA, UL and CSA standards for general industrial control equipment and panelboards. Withstand voltages greatly in excess of IEEE switchgear standards for 750V.

**Ampacity:** For a single 1/0 AWG copper wire, the maximum amperage recommended is 150A.

Catalog Number	824	830
Mounting Style	Two-Way Mounting Base	End Section
Ampacity	150A	—
Contact Type	Tubular Screw	—
Screw Type	7/16-20 Slotted Headless	—
Wire Range (AWG)	12 to 1/0	—
Wire Strip Length	11/16 in.	—

Housing Material	Nylon, Type 6/6 Unfilled
Contact Material	Copper
Screw Material	Steel, Zinc-Plated
Maximum Service Temperature	125°C (257°F)
Breakdown Voltage AC, 60Hz	8800V
Dielectric Strength (RH40% at sea level)	470-385V/mil thickness (per ASTM D149)
UL High Voltage Arc Testing (in./min.)	.01 - .35
Water Absorption (24 hrs. % weight gain)	1.5%
Flammability	94V-2
Chemical Resistance	Resistant to aromatic hydrocarbons, strong alkalis
Radiation Resistance (ergs g <sup>-1</sup> C)	8 x 10 <sup>7</sup>

WIRE RANGE: Solid or Stranded

#### Tubular Screw

1 #1/0 AWG, 1 #1 AWG, 1 #2 AWG, 1 or 2 #4 AWG, 1 to 3 #6 AWG, , 2, 3 or 5 #8 AWG, 1 to 6 #10 AWG, 1 to 7 #12 AWG



LR25557 E63810

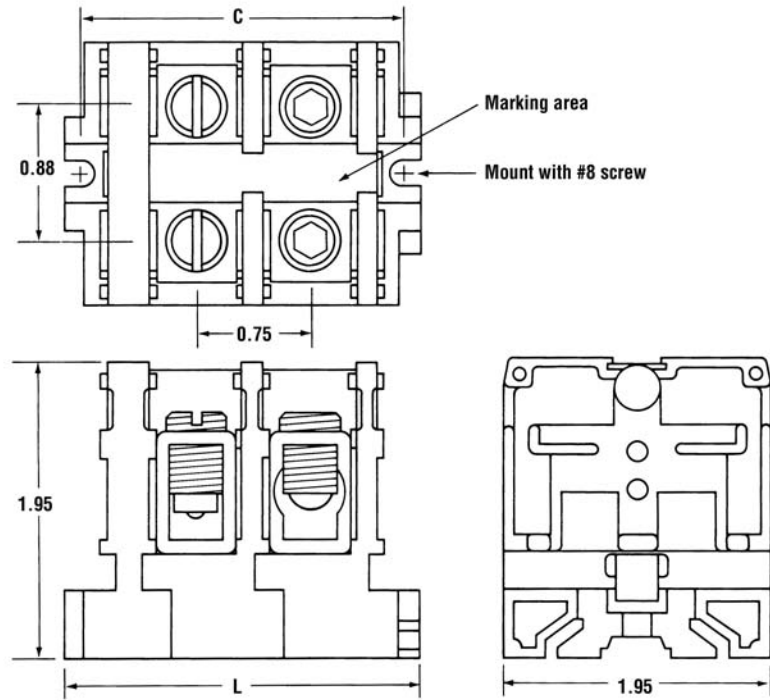
## Phenolic HEAVY DUTY

### Flat Base (Direct Mount)

$$C = .59 + (.75 \times N)$$

$$L = .81 + (.75 \times N)$$

N = Number of circuits

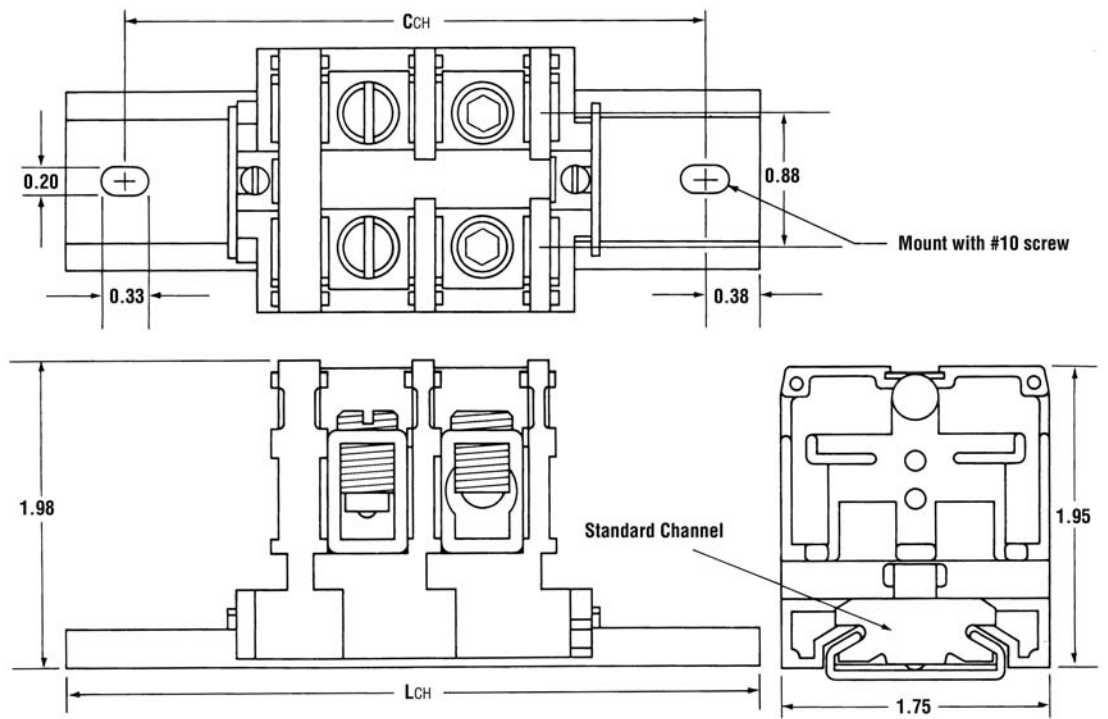


### Dovetail Base Mounted on Standard #60 Channel

$$CCH = 2.31 + (.75 \times N)$$

$$LCH = 3.06 + (.75 \times N)$$


N = Number of circuits



## Phenolic ULTRA HEAVY DUTY - 250 KCMIL (MCM)

This Ultra Heavy Duty line is rated up to 255 amps with a single 250 KCMIL conductor.

- Compact block accepts wire sizes up to 2/0 or 250 KCMIL (MCM)
- 57 circuits per 6 foot length
- Tubular screw contact style for maximum electrical rating
- Block mounts directly on flat surface or standard channel
- Only one end section needed per block assembly
- Readily identifiable circuits – write directly on painted marking area or use removable vinyl marking strip
- Hex socket screws allow maximum torque when using large wire sizes
- High current capacity snap-fit sectional blocks do not snap-fit with other block styles



### Specifications

**Center-to-Center Spacing:** 1.19 in. CL: 9 circuits per foot.

**Voltage Rating:** Blocks meet 600V creepage and clearance requirements of NEMA, UL and CSA for general industrial control equipment and panelboards. Withstand voltages greatly in excess of IEEE switchgear standards for 750V.

**Ampacity:** For a single 250 KCMIL wire, the maximum amperage recommended is 255A.

Catalog Number	426	427	430
Mounting Style	Two-Way Mounting Base	Two-Way Mounting Base	End-Section
Ampacity	175A	255A	—
Contact Type	Tubular Screw	Tubular Screw	—
Screw Type	1/2-30 Hex Socket	3/4-16 Hex Socket	—
Wire Range (AWG)	#12-2/0	#6-250 KCMIL/MCM	—
Wire Strip Length	1 in.	1 in.	—

Housing Material	Phenolic, Filled, Flame retardant
Contact Material	Copper
Screw Material	Steel Plated
Maximum Service Temperature	150°C (302°F)
Breakdown Voltage AC, 60Hz	10000V
Dielectric Strength (RH40% at sea level)	300V/mil thickness (per ASTM D149)
UL High Voltage Arc Testing (in./min.)	.49 - .58
Water Absorption (24 hrs. % weight gain)	0.45% (per ASTM D570)
Flammability	94V-1 (per UL94)
Chemical Resistance	Resistant to acids, alkalis and aliphatic, hydrocarbons and ketones (per ASTM D543)
Radiation Resistance (ergs g <sup>-1</sup> C)	2.7 x 10 <sup>6</sup> min.

WIRE RANGE: Solid or Stranded

#### Tubular Screw

1 #2/0 AWG, 1 #1/0 AWG, 1 #1 AWG, 1 or 2 #2 AWG, 1 to 3 #4 AWG, 1 to 3 #6 AWG, 1 to 4 #8 AWG, 1 to 6 #10 AWG, 2 to 8 #12 AWG

#### Tubular Screw

1 #250 KCMIL, 1 #4/0 AWG, 1 #3/0 AWG, 1 or 2 #2/0 AWG, 1 or 2 #1/0 AWG, 1 or 2 #1 AWG, 1 to 3 #2 AWG, 1 to 4 #4 AWG, 1 to 5 #6 AWG



LR25557



E63810



## Phenolic HEAVY DUTY

### Flat Base Mounted on Standard #60 Channel

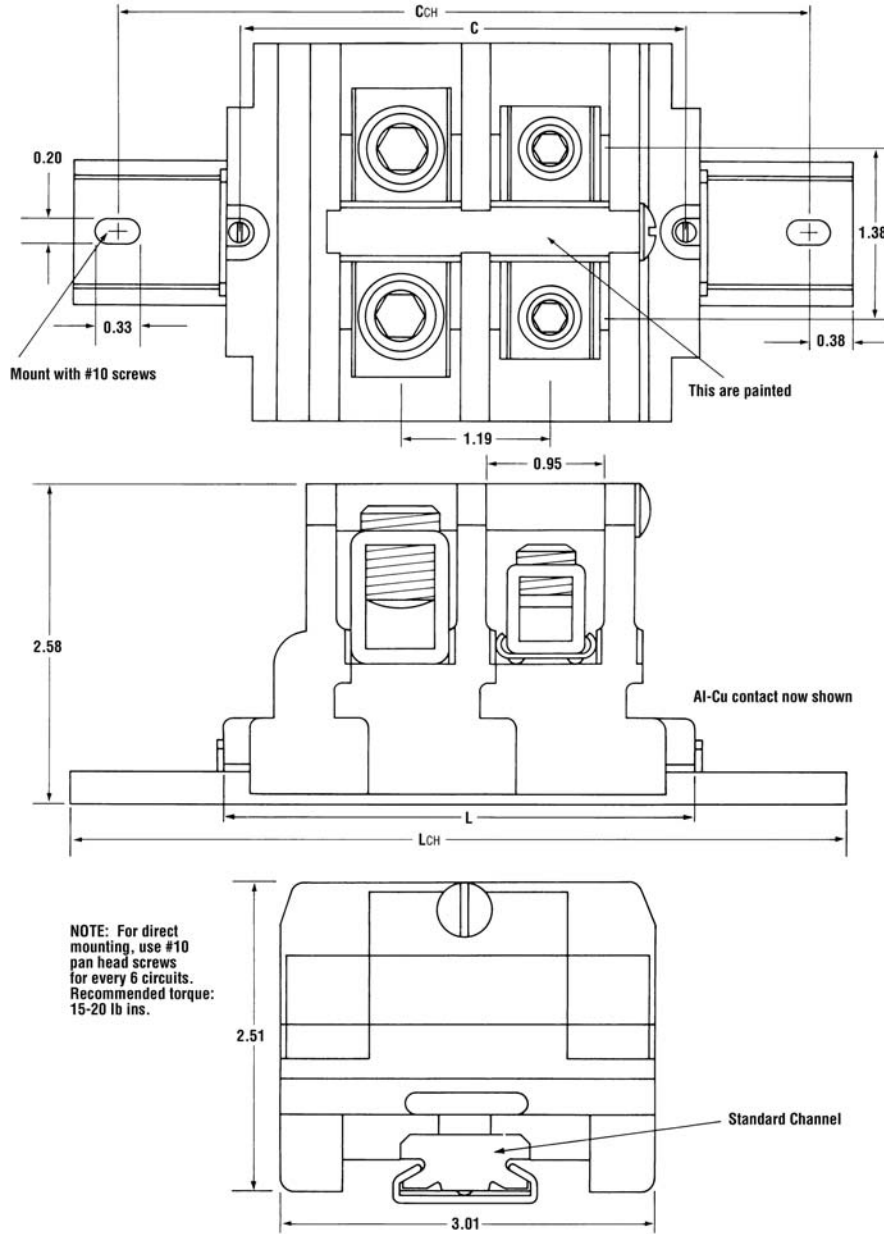
$$C = 1.19 + (1.19 \times N)$$

$$L = 1.40 + (1.19 \times N)$$

$$CCH = 2.90 + (2.90 \times N)$$


$$LCH = 3.65 + (3.65 \times N)$$

N = Number of circuits



## Nylon Fuse Blocks

- Provide in-line circuit protection for any circuit or group of circuits
- Three contact styles for terminated or unterminated wire are conservatively rated to 30A
- Remove, check and replace fuses safely and quickly
- Switch-action fuse blocks open circuits before fuse can be removed or installed
- Good circuit density when mounted adjacently – 91 circuits per 6 foot length
- Nylon housing for more rugged applications
- Dovetail base mounts on standard channel; can also be mounted on flat surfaces
- Only one end section needed per block assembly
- Open or close several circuits simultaneously – holes in puller handles allow use of nylon “ganging” rods
- Readily identifiable circuits – mark directly on white, matte-surface puller assembly, marking tab on block or use removable marking tape
- Sections snap-fit with Heavy Duty and Intermediate Heavy Duty Blocks




### Specifications

**Center-to-Center Spacing:** .75 in. CL: 16 circuits per foot.

**Voltage Rating:** Blocks meet 600V creepage and clearance requirements of NEMA, UL and CSA for general industrial control equipment and panelboards. Withstand voltages greatly in excess of IEEE switchgear standards for 750V.

**Ampacity:** Fuse blocks, 30A

**Fuse Size:** Any 13/32 in. x 1-1/2 in. ferrule-type cartridge fuse up to 30A, indicating, which meets Mil. Spec. F-15160 is recommended.



Catalog Number	0311	0318	0312	0380
<b>Mounting Style</b>	Channel Mount (Dovetail Base)	Channel Mount (Dovetail Base)	Channel Mount (Dovetail Base)	End-Section
<b>Ampacity</b>	30A	30A	30A	—
<b>Contact Type</b>	Strap Screw	Strap Clamp	Tubular Screw	—
<b>Screw Type</b>	10-32 Binding Head	8-32 Pan Head w/Clamp	1/4-28 Set Screw	—
<b>Wire Range (AWG)</b>	#22 to #8	#18 to #8	#18 - #8	—
<b>Wire Strip Length</b>	—	1/2 in.	1/2 in.	—

<b>Housing Material</b>	Nylon
<b>Contact Material</b>	Aluminum Alloy
<b>Screw Material</b>	Steel Plated
<b>Maximum Service Temperature</b>	125°C (257°F)
<b>Breakdown Voltage AC, 60Hz</b>	7400V
<b>Dielectric Strength (RH40% at sea level)</b>	470-385V/mil thickness (per ASTM D149)
<b>UL High Voltage Arc Testing (in./min.)</b>	.01 - .35
<b>Water Absorption (24 hrs. % weight gain)</b>	1.5% (per ASTM D570)
<b>Flammability</b>	94V-2 (per UL94)
<b>Chemical Resistance</b>	Resistance to aromatic hydrocarbons, strong alkalis
<b>Radiation Resistance (ergs g<sup>-1</sup> C)</b>	8 x 10 <sup>7</sup>

WIRE RANGE: Solid or Stranded

**Tubular Screw**

1 #1/0 AWG, 1 #1 AWG, 1 #2 AWG, 1 or 2 #4 AWG, 1 to 3 #6 AWG, , 2, 3 or 5 #8 AWG, 1 to 6 #10 AWG, 1 to 7 #12 AWG



## Nylon Fuse Blocks

**Dovetail Base Mounted on Standard #60 Channel (may also be mounted direct)**

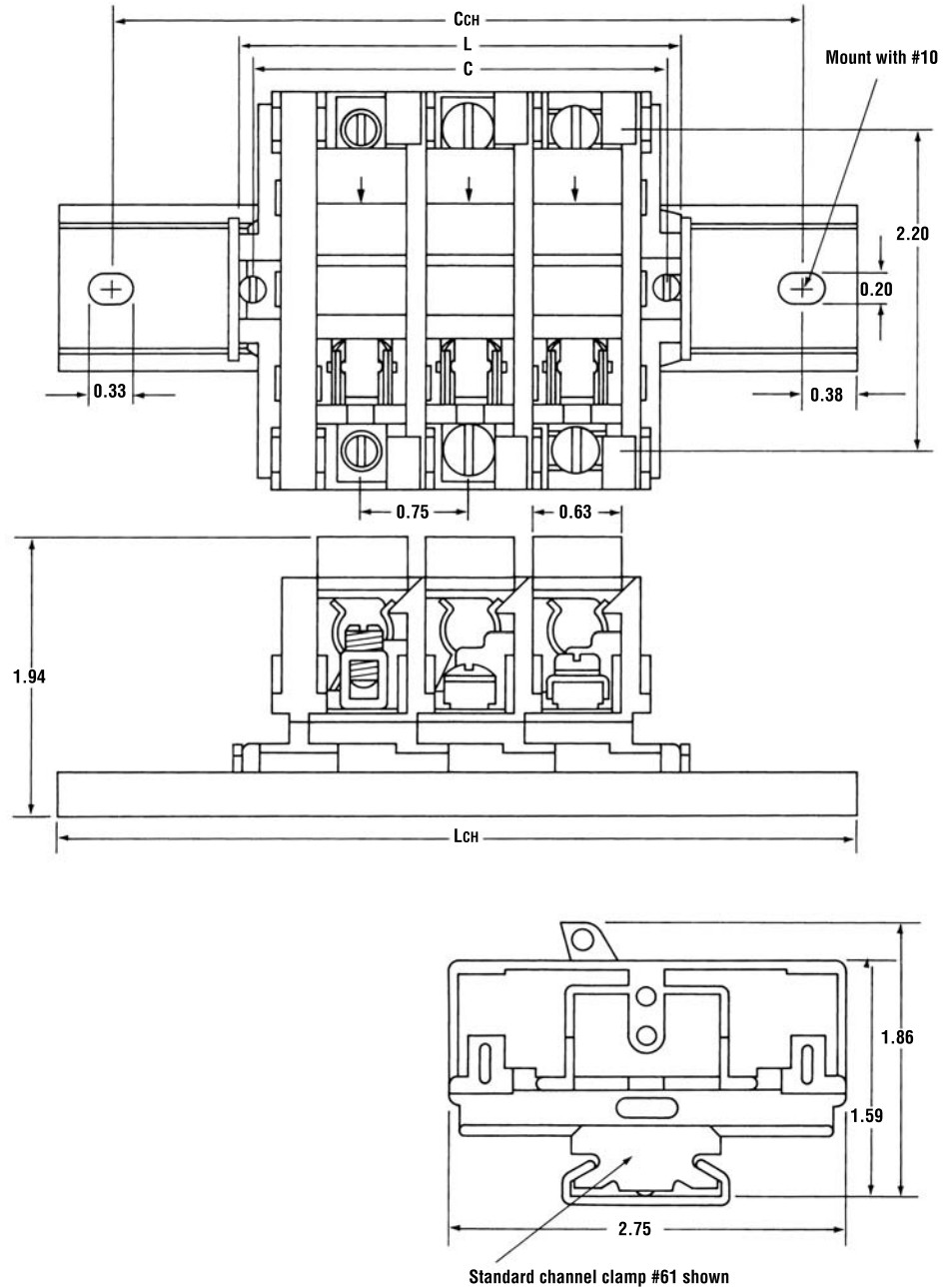
$$C = .56 + (.75 \times N)$$

$$L = .78 + (.75 \times N)$$

$$CCH = 2.28 + (.75 \times N)$$


$$LCH = 3.03 + (.75 \times N)$$

N = Number of circuits



## Phenolic Fuse Blocks

- Provide in-line circuit protection for any circuit or group of circuits
- Three contact styles for terminated or unterminated wire are conservatively rated to 30A
- Remove, check and replace fuses safely and quickly – switch-action fuse blocks open circuits before fuse can be removed or installed
- Good circuit density when mounted adjacently – 91 circuits per 6 foot length
- Use in high temperature applications – phenolic housing withstands temperatures up to 302°F (150°C)
- Flat base models for surface mounting, dovetail base models for standard channel
- Only one end section needed per block assembly
- Open or close several circuits simultaneously – holes in puller handles allow use of nylon “ganging” rods
- Readily identifiable circuits – mark directly on white, matte-surface puller assembly, marking tab on block or use removable marking tape
- Sections snap-fit with Heavy Duty and Intermediate Heavy Duty Blocks




### Specifications

**Center-to-Center Spacing:** .75 in. CL: 16 circuits per foot.

**Voltage Rating:** Blocks meet 600V creepage and clearance requirements of NEMA, UL and CSA for general industrial control equipment and panelboards. Withstand voltages greatly in excess of IEEE switchgear standards for 750V.

**Ampacity:** Fuse blocks, 30A

**Fuse Size:** Any 13/32 in. x 1-1/2 in. ferrule-type cartridge fuse up to 30A, indicating or non-indicating, which meets MIL. Spec. F-15160 is recommended.



Catalog Number	351	0351	358	0358	352	0352	330	0330
<b>Mounting Style</b>	Direct Mount (Flat Base)	Channel Mount (Dovetail Base)	Direct Mount (Flat Base)	Channel Mount (Dovetail Base)	Direct Mount (Flat Base)	Channel Mount (Dovetail Base)	End-Section (Direct Mount)	End-Section (ChannelMount)
<b>Ampacity</b>	30A		30A		30A		—	—
<b>Contact Type</b>	Strap Screw		Strap Clamp		Tubular Screw		—	—
<b>Screw Type</b>	10-32 Binding Head		8-32 Pan Head w/Clamp		1/4-28 Set Screw		—	—
<b>Wire Range (AWG)</b>	#22 to #8		#18 to #8		#18 - #8		—	—
<b>Wire Strip Length</b>	—		1/2 in.		1/2 in.		—	—

<b>Housing Material</b>	Phenolic, Filled, Flame retardant
<b>Contact Material</b>	Copper alloy
<b>Screw Material</b>	Steel Plated
<b>Maximum Service Temperature</b>	150°C (302°F)
<b>Breakdown Voltage AC, 60Hz</b>	8400V
<b>Dielectric Strength (RH40% at sea level)</b>	300V/mil thickness (per ASTM D149)
<b>UL High Voltage Arc Testing (in./min.)</b>	.49 - .58
<b>Water Absorption (24 hrs. % weight gain)</b>	0.45% (per ASTM D570)
<b>Flammability</b>	94V-1 (per UL94)
<b>Chemical Resistance</b>	Resistance to acids, alkalis and aliphatic hydrocarbons and ketones (per ASTM D543)
<b>Radiation Resistance (ergs g<sup>-1</sup> C)</b>	2.7 x 10 <sup>7</sup> min.

WIRE RANGE: Solid or Stranded

**Tubular Screw, Cat. No. 362 and 0362**

1 #4 AWG, 1 #6 AWG, 1 or 2 #8 AWG, 1 to 4 #10 AWG, 1 to 5 #12 AWG, 1 to 6 #14 AWG, 1 to 6 #16 AWG, 1 to 8 #18 AWG



LR25557



E63810

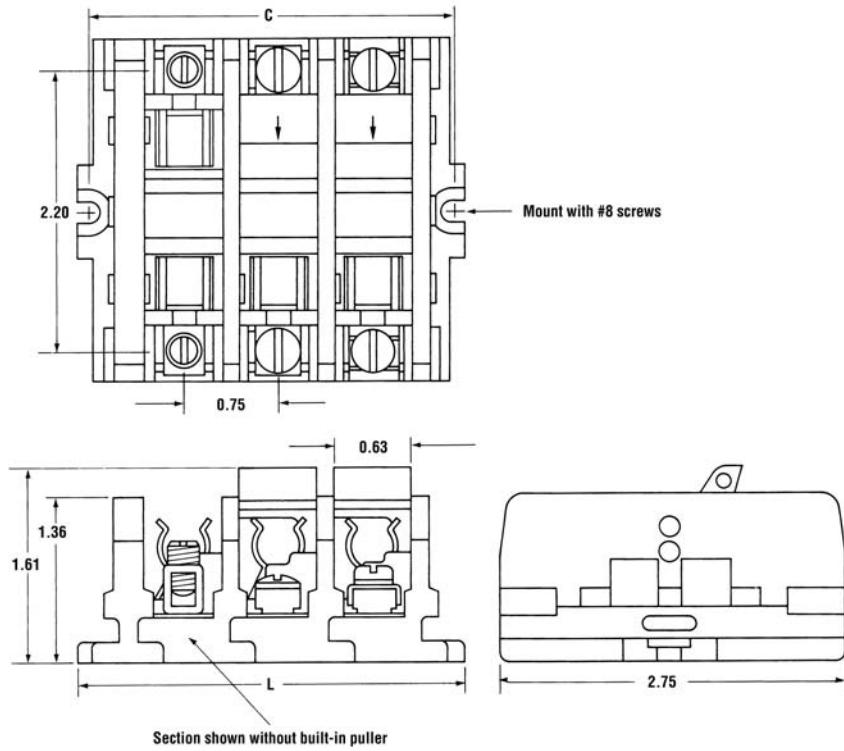
## Phenolic Fuse Blocks

### Flat Base (Direct Mount)

$$C = .59 + (.75 \times N)$$

$$L = .81 + (.75 \times N)$$

N = Number of circuits

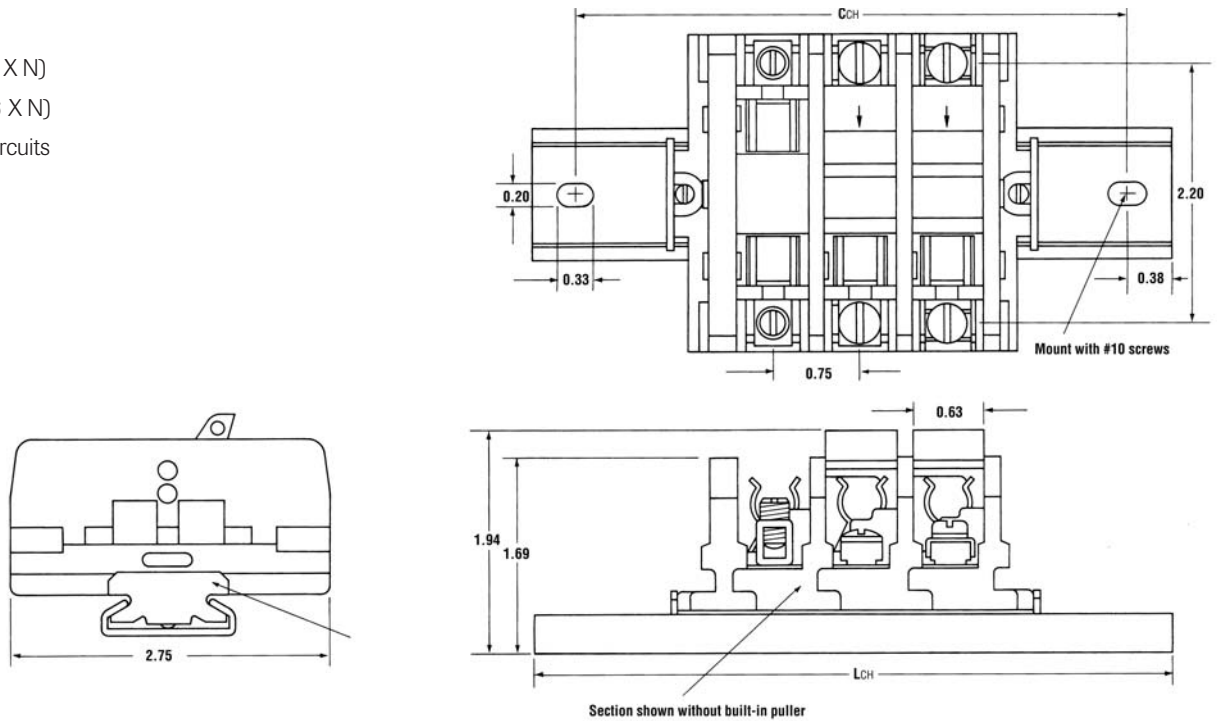


### Dovetail Base Mounted on Standard #60 Channel

$$CCH = 2.31 + (.76 \times N)$$

$$LCH = 3.06 + (.76 \times N)$$

N = Number of circuits




Terminal Blocks



## Phenolic One Piece

Traditional standard in the heavy industrial, rail transport, utility and traffic control industries. The rugged, one-piece construction finds wide application in dirty and fibration-prone environments.

- Two, four, six, eight and twelve circuit models
- Strap screw contacts accept wire 8 AWG and smaller and are rated to 50 Amps
- Dovetail base mounts on standard size channel
- Pilot point screws with strap screw contacts speed installation time
- Easily identifiable circuits with use of plain white marking strip
- No assembly required - each block is a single, easily installed unit



### Specifications

**Center-to-Center Spacing:** .63 in. CL

**Voltage Rating:** Blocks meet 600V creepage and clearance requirements of NEMA, UL and CSA for general industrial control equipment and panelboards. Withstand voltages greatly in excess of IEEE switchgear standards for 750V.

**Ampacity:** For a single 8 AWG wire, the maximum amperage recommended is 50A.

Catalog Number	B102	B104	B106	B108	B112
<b>Mounting Style</b>	Two-Way Mounting Base	Two-Way Mounting Base	Two-Way Mounting Base	Two-Way Mounting Base	Two-Way Mounting Base
<b>Number of Circuits</b>	2	4	6	8	12
<b>Ampacity</b>	50A	50A	50A	50A	50A
<b>Contact Type</b>	Strap Screw (Steel)	Strap Screw (Steel)	Strap Screw (Steel)	Strap Screw (Steel)	Strap Screw (Steel)
<b>Screw Type</b>	10-32 Binding Head	10-32 Binding Head	10-32 Binding Head	10-32 Binding Head	10-32 Binding Head
<b>Wire Range (AWG)</b>	#18 to #8	#18 to #8	#18 to #8	#18 to #8	#18 to #8

<b>Housing Material</b>	Phenolic, Filled, Flame retardant
<b>Contact Material</b>	Copper / Copper Alloy
<b>Screw Material</b>	Steel Plated
<b>Maximum Service Temperature</b>	150°C (302°F)
<b>Dielectric Strength (RH40% at sea level)</b>	300V/mil thickness (per ASTM D149)
<b>UL High Voltage Arc Testing (in./min.)</b>	.49 - .58
<b>Water Absorption (24 hrs. % weight gain)</b>	0.45% (per ASTM D570)
<b>Flammability</b>	94V-1 (per UL94)
<b>Chemical Resistance</b>	Resistance to acids, alkalies and aliphatic hydrocarbons and ketones (per ASTM D543)
<b>Radiation Resistance (ergs g<sup>-1</sup> C)</b>	2.7 x 10 <sup>7</sup> min.

WIRE RANGE: Solid or Stranded  
**Strap Screw**  
1 #18 AWG through 1 #8 AWG

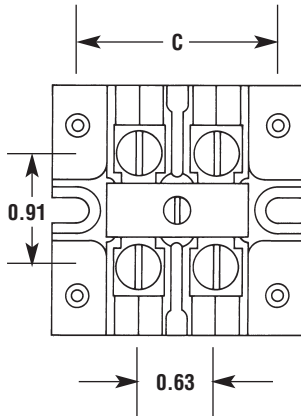
### Dimensions

No. of Circuits	C	L
2	1.63	2.0
4	2.88	3.25
6	4.13	4.50
8	5.38	5.75
12	7.88	8.25

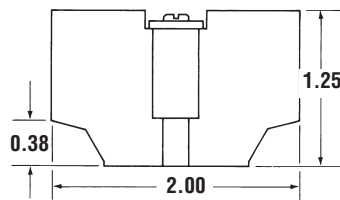
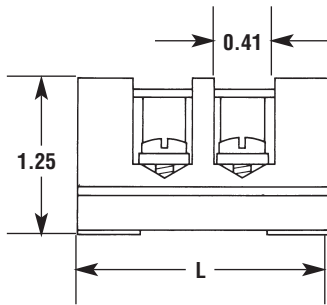


## Phenolic One Piece

### Dovetail Base Mounted on Standard #60 Channel Strap Screw (Steel)



No. of Circuits	C	L
2	1.63	2.0
4	2.88	3.25
6	4.13	4.50
8	5.38	5.75
12	7.88	8.25



## Mounting Channels



Mounting Channels	Length	Cat. No.	For use with:
Miniature Channel	3 ft.	<b>12</b>	Heavy Duty (200 Series)
Steel Channel	6 ft.	<b>60</b>	Medium Duty (900 Series)
	3 ft.	<b>63</b>	Heavy Duty (200 Series) Intermediate Heavy Duty (800 Series) Ultra Heavy Duty (400 Series) Fuse Blocks (300 Series)
Steel Channel (Breakaway)	3 ft.	<b>60B36</b>	Medium Duty (900 Series) Heavy Duty (200 Series) Intermediate Heavy Duty (800 Series) Ultra Heavy Duty (400 Series) Fuse Blocks (300 Series)
Aluminum Channel (Pre-punched)	6 ft.	<b>64</b>	Medium Duty (900 Series)
	3 ft.	<b>67</b>	Heavy Duty (200 Series) Intermediate Heavy Duty (800 Series) Ultra Heavy Duty (400 Series) Fuse Blocks (300 Series)



## Channel Clamps

Channel Clamps	Cat. No.	For use with:
Miniature Clamp	<b>11</b>	High Density Miniature (100 Series) Heavy Duty (200 Series)
Snap-in Clamp	<b>62</b>	High Density Miniature (100 Series) Medium Duty (900 Series) Heavy Duty (200 Series) Intermediate Heavy Duty (800 Series) Ultra Heavy Duty (400 Series) Fuse Blocks (300 Series)
Universal Clamp	<b>68</b>	High Density Miniature (100 Series) Medium Duty (900 Series) Heavy Duty (200 Series) Intermediate Heavy Duty (800 Series) Ultra Heavy Duty (400 Series) Fuse Blocks (300 Series)
Universal Clamp	<b>61</b>	High Density Miniature (100 Series) Medium Duty (900 Series) Heavy Duty (200 Series) Intermediate Heavy Duty (800 Series) Ultra Heavy Duty (400 Series) Fuse Blocks (300 Series)



Accessories

## Covers



Description	Cat. No.	Available for:
Terminal Block	13	High Density Miniature (100 Series)
	23	Heavy Duty (200 Series) Heavy Duty-Phenolic (200 Series)
	71	Medium Duty (900 Series)

## Jumpers


Jumper for Tubular Contacts



Jumper for Strap Screw



Snap-apart Jumper



Description	Cat. No.	Available for:
Jumpers for Tubular Contacts	41	Heavy Duty-Phenolic (200 Series)
	42	Heavy Duty (200 Series)
	43	Heavy Duty-Phenolic (200 Series)
	70	Medium Duty (900 Series)
	73	Medium Duty (900 Series)





**B**

**Wire Installation**



## Selecting Fish Tape Material



	Push Long Distance	Pulling Strength	Omni-Directional Push	Non-Corrosive	Non-Conductive
Blued Steel	■	■	□	□	□
Stainless	■	■	□	■	□
S <sup>®</sup> -Class	■	■	■	■	■
Gold-Fish <sup>®</sup>	□	□	■	■	□
Zoom <sup>™</sup>	□	■	■	■	□


### Blued Steel<sup>™</sup>

- Unique finish is non-oily and resists rust
- Multiple options in width, length and eyelet for ease of use
- Industry's straightest wire
- Stiffer for long runs
- Highest grade carbon steel
- Tensile strength 1,600 lbs.



### Stainless Steel

- Won't rust or corrode in damp locations or humid environments
- Super clean finish prevents marks on walls or carpets
- Great for wet or corrosive work environment
- Smoother pay-out
- Tensile strength 1,600 lbs.



### Gold-Fish<sup>®</sup>

- Brass-plated coiled steel resists rust
- No "memory" – hangs straight after being coiled for long periods
- Kink proof
- Excellent for multiple bends



### Zoom<sup>™</sup>

- 19 strands of stainless steel
- Ultrahard nylon jacket adds slipperiness, protects cables and the user's hands
- Excellent for corrugated plastic conduit
- Excellent for multiple bends or wet/corrosive work environment
- The only one in the industry

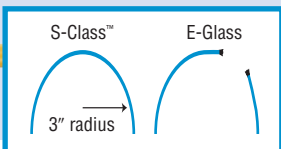


19 strand twisted radial steel core encased in high molecular density outer jacket.



### S-Class<sup>®</sup>

- Non-conductive tape designed for use around live circuits
- Strong S-Class<sup>®</sup> core for longer life and greater pushing power
- Smooth nylon jacket provides great handling around bends
- Omni-directional pushing



Minimum allowable bend for 3/8" conduit is 3.5" radius. Superior flexibility for tight bends in conduit runs.



## Fish Tape Selection Guide



Length	Width & Thickness	Case Diameter	End Type	Tuff-Grip™ Pro	Rapid-Pak®	Thumb-Winder™	Replacement Tapes
<b>Blued Steel</b>							
25	1/8 in. x .045 in.	7 in.	Formed hook	–	–	31-012	–
50	1/8 in. x .045 in.	7 in.	Formed hook	–	–	31-010	–
50	1/8 in. x .060 in.	9 in.	Formed hook	31-033**	–	–	–
60	1/8 in. x .060 in.	12 in.	Formed hook	31-055	–	–	31-035
100	1/8 in. x .060 in.	12 in.	Formed hook	–	31-081†	–	31-036
120	1/8 in. x .060 in.	12 in.	Formed hook	31-056	–	–	31-036
200	1/8 in. x .060 in.	12 in.	Formed hook	–	31-098†	–	31-038
240	1/8 in. x .060 in.	12 in.	Formed hook	31-057	–	–	31-038
500	1/8 in. x .060 in.	None	Formed hook	–	–	–	31-3380
700	1/8 in. x .060 in.	None	Formed hook	–	–	–	31-3379
50	1/4 in. x .060 in.	12 in.	Formed hook	31-058	–	–	31-051
100	1/4 in. x .060 in.	12 in.	Formed hook	31-059	–	–	31-050
200	1/4 in. x .060 in.	12 in.	Formed hook	–	–	–	31-052
300	1/4 in. x .060 in.	None	Formed hook	–	–	–	31-2127
400	1/4 in. x .060 in.	None	Formed hook	–	–	–	31-2128
600	1/4 in. x .060 in.	None	Formed hook	–	–	–	31-2980
750	1/4 in. x .060 in.	None	Formed hook	–	–	–	31-2139
1,000	1/4 in. x .060 in.	None	Formed hook	–	–	–	31-3384
10,000	1/4 in. x .060 in.	None	Formed hook	–	–	–	31-2982
<b>Stainless Steel</b>							
120	1/8 in. x .060 in.	12 in.	Formed hook	31-066	–	–	31-073
240	1/8 in. x .060 in.	12 in.	Formed hook	31-067	–	–	31-074
<b>S-Class® Nylon Jacketed Fiberglass</b>							
50	3/16 in. diameter	12 in.	Leader	31-060	31-187†	–	31-150
50	3/16 in. diameter	12 in.	Eyelet	31-062	31-190†	–	31-160
100	3/16 in. diameter	12 in.	Leader	31-061	31-186†	–	31-152
100	3/16 in. diameter	12 in.	Eyelet	31-063	31-189†	–	31-162
200	3/16 in. diameter	16 in.	Leader	31-064*	31-207†	–	31-155
200	3/16 in. diameter	16 in.	Eyelet	31-065*	31-208†	–	31-165
300	3/16 in. diameter	None	Eyelet	–	–	–	31-2138
400	3/16 in. diameter	None	Eyelet	–	–	–	31-400
500	3/16 in. diameter	None	Eyelet	–	–	–	31-3370
<b>Gold-Fish® Brass Plated Steel Coil</b>							
25	3/16 in. diameter	None	Eyelet	–	–	–	31-140
50	3/16 in. diameter	12 in.	Eyelet	31-144	–	–	31-141
100	3/16 in. diameter	None	Eyelet	–	–	–	31-142
<b>Zoom™ Nylon Jacketed Stainless Steel</b>							
50	3/16 in. diameter	12 in.	Eyelet	31-090	–	–	31-091
100	3/16 in. diameter	12 in.	Eyelet	31-092	–	–	31-093
200	3/16 in. diameter	16 in.	Eyelet	31-096*	–	–	31-097

\*16 in. diameter Tuff-Grip™ Case †16 in. diameter Rapid-Pak® Case

\*\*9 in. diameter Tuff-Grip™ Pro Case

Description	Cat. No.
Fish Tape Leader for steel or stainless steel tapes	<b>31-148</b>
Fish Tape Leader for S-Class® Fiberglass	<b>31-159</b>
Multi-Wire Pulling Leader – 6-loop	<b>31-146</b>
Multi-Wire Pulling Leader – 4-loop	<b>31-147</b>

Description	Cat. No.
Fish Tape Swivel Ball	<b>31-085</b>
Replacement Eyelets (4) for S-Class®	<b>31-158</b>
Replacement Eyelets (2) for Zoom™	<b>31-094</b>

## Tuff-Grip™ Pro Fish Tapes

- Tuff-Cuff™ tape retaining feature keeps tape properly positioned in the opening
- Full-perimeter handle band helps keep dirt and moisture out, prolonging life
- Easier to install replacement tapes
- Superior pull-out and rewind characteristics
- Exceptionally durable case and handle
- Clean contemporary styling
- Large, comfortable ergonomically-designed handle, grasp from the top or side. Allows for use with gloves.



Width & Thickness	End Type	Cat. No.	Replacement Tape Cat. No.
<b>Blued Steel</b>			
1/8" x .060" x 60'	Formed Hook	<b>31-055</b>	<b>31-035</b>
1/8" x .060" x 120'	Formed Hook	<b>31-056</b>	<b>31-036</b>
1/8" x .060" x 240'	Swivel Ball End	<b>31-225</b>	<b>31-038 &amp; 31-085</b>
1/8" x .060" x 240'	Formed Hook	<b>31-057</b>	<b>31-038</b>
<b>Stainless Steel</b>			
1/8" x .060" x 120'	Formed Hook	<b>31-066</b>	<b>31-073</b>
1/8" x .060" x 240'	Formed Hook	<b>31-067</b>	<b>31-074</b>
<b>S-Class® Nylon Jacketed Fiberglass</b>			
3/16" diameter x 50'	Leader	<b>31-060</b>	<b>31-150</b>
3/16" diameter x 50'	Eyelet	<b>31-062</b>	<b>31-160</b>
3/16" diameter x 100'	Leader	<b>31-061</b>	<b>31-152</b>
3/16" diameter x 100'	Eyelet	<b>31-063</b>	<b>31-162</b>
<b>Nylon Monofilamet</b>			
3/16" diameter x 50'	Eyelet	<b>31-542</b>	<b>31-552</b>
3/16" diameter x 100'	Eyelet	<b>31-544</b>	<b>31-554</b>
<b>Gold-Fish® Brass Plated Steel Coil</b>			
3/16" diameter x 50'	Eyelet	<b>31-144</b>	<b>31-141</b>
<b>Zoom™ Nylon Jacketed Stainless Steel</b>			
3/16" diameter x 50'	Eyelet	<b>31-090</b>	<b>31-091</b>
13/16" diameter x 100'	Eyelet	<b>31-092</b>	<b>31-093</b>



## Thumb Winder™ Fish Tapes

- Convenient 7 in. size can be stored in tool bag
- Durable, impact-resistant ABS case
- Easy-to-use thumb-operated rewind
- 1/8 in. x 0.045 in. steel tape



7 in.

Description	Cat. No.
Steel Tape – 25 ft.	<b>31-012</b>
Steel Tape – 50 ft.	<b>31-010</b>

## Zoom™ Fish Tapes

- Impact-resistant case
- Unique non-slip handle with fingertip grooves
- Omni-directional, round cable design



31-092

Description	Cat. No.	Replacement Tape Cat. No.
Zoom™ Fish Tape – 50 ft.	<b>31-090</b>	<b>31-091</b>
Zoom™ Fish Tape – 100 ft.	<b>31-092</b>	<b>31-093</b>
Zoom™ Fish Tape – 200 ft.	<b>31-096</b>	<b>31-097</b>

## Rapid-Pak® Fish Tapes

- Inner rotating reel with winding knob retrieves tape faster than traditional fish tapes for increased labor savings
- Funneled tape opening reduces kinking and tape breakage
- Reversible, hinged knob for right- or left-handed rewinds
- Stationary handle for extra durability
- Textured case surface provides positive grip
- Impact-resistant plastic case



16 in.

## Tuff-Grip™ Fish Tapes

- Large 16 in. case accommodates long tape lengths
- Large, comfortable, durable handle provides secure grip and ease of use
- Durable impact-resistant case



16 in.

Description	Cat. No.	Replacement Tape Cat. No.
S-Class® Fish Tape with Leader – 200 ft.	<b>31-064</b>	<b>31-155</b>
S-Class® Fish Tape with Eyelet – 200 ft.	<b>31-065</b>	<b>31-165</b>
Zoom™ – 200 ft.	<b>31-096</b>	<b>31-097</b>

Description	Cat. No.	Replacement Tape Cat. No.
Blued Steel tape – 100 ft. x 1/8 in. x .060 in.	<b>31-081</b>	<b>31-036</b>
Blued Steel tape – 200 ft. x 1/8 in. x .060 in.	<b>31-098</b>	<b>31-038</b>
Fiberglass tape w/leader – 50 ft.	<b>31-187</b>	<b>31-150</b>
Fiberglass tape w/leader – 100 ft.	<b>31-186</b>	<b>31-152</b>
Fiberglass tape w/leader – 200 ft.	<b>31-207</b>	<b>31-155</b>
Fiberglass tape w/eyelet – 50 ft.	<b>31-190</b>	<b>31-160</b>
Fiberglass tape w/eyelet – 100 ft.	<b>31-189</b>	<b>31-162</b>
Fiberglass tape w/eyelet – 200 ft.	<b>31-208</b>	<b>31-165</b>
Replacement crank assembly (winder knob)	<b>31-220</b>	—



## Fish Tape Leaders



- Guides fish tape around bends in conduit
- Handles up to six 10 AWG bare wires
- Pulls up to 500 lbs.

Description	Cat. No.
Fish Tape Leader for steel or stainless steel tapes	<b>31-148</b>
Fish Tape Leader for S-Class® Fiberglass Fish Tape	<b>31-159</b>

## Fish Tape Swivel Ball



- Swivels to prevent wires from twisting during pull
- Designed for use on 1/8 in. steel or stainless steel tape
- Eyelet holds up to four 10 AWG bare wires

Description	Cat. No.
Fish Tape Swivel Ball	<b>31-085</b>

## Puller for S-Class® Fiberglass Fish Tapes

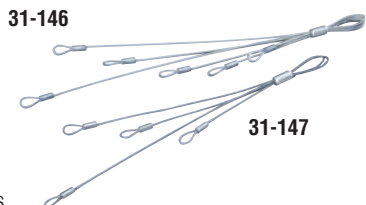


- Non-slip material securely grips fiberglass without damaging material
- Fits into standard 12 in. fish tape case opening when not in use

Description	Cat. No.
Fish Tape Puller	<b>31-170</b>

## Multi-Wire Pulling Leaders

- Pulls multiple wires at one time
- Staggered connection points prevent bunching or hang-ups in tight bends
- 500 lb. working strength at main eyelet and up to 150 lbs. with each individual eyelet



Description	Cat. No.
Multi-Wire Pulling Leader – 6-loop	<b>31-146</b>
Multi-Wire Pulling Leader – 4-loop	<b>31-147</b>

## S-Class® Fiberglass and Zoom™ Fish Tape Field Application Kits




- Crimps on new eyelet or leader in minutes
- Dies can be used with Crimpmaster™ Crimp Tool
- Connection guaranteed to withstand 500 lbs.

Description	Cat. No.
Field Application Kit includes: Crimpmaster™ Crimp Tool frame, die set, S-Class® eyelets (2), S-Class® leaders (2), Zoom™ eyelets (2) & instant adhesive	<b>31-156</b>
Die Set Kit* includes: eyelets (2), leaders (2) & instant adhesive	<b>31-164</b>
Replacement eyelets (4) for S-Class® Fish Tape	<b>31-158</b>
Replacement eyelets (2) for Zoom™ Fish Tape	<b>31-094</b>
Replacement leaders (4) for S-Class® Fish Tape	<b>31-159</b>
Die Set Only	<b>31-166</b>

\*For those who already have a Crimpmaster™ Crimp Tool

## Fish Tape Replacement Cases



- Durable impact-resistant case
- Easy to install replacement tapes
- Full-perimeter handle band helps prolong life by keeping more dirt and moisture out
- Large, ergonomically designed handle allows for a comfortable grasp from the top or side, and for use with gloves

Screws sold separately, case requires four LA-4218.



Description	Cat. No.
12" Tuff-Grip™ Pro Replacement Case	<b>K-8985</b>
Replacement Screws	<b>LA-4218</b>

### ⚠ WARNING

Always use approved safety glasses when using this product. Do not use near energized equipment. Electrical shock may occur. Make sure all power is off. Do not use pliers or other tools that may kink, damage, or weaken any round fish tapes such as S-Class®, Nylon or Zoom™. Use only a fish tape puller designed for this purpose. While fish tapes made of fiberglass, nylon or other composite materials are non-conductive, they may have a metal eyelet that is conductive and could be grounded against conduit. Do not use on live electrical circuits. Do not attempt to use fish tape that is fractured or has multiple ends. Keep the fish tape wound in the reel to prevent damage to the tape. Use this product in a safe work position to prevent loss of balance. Never remove the screws from case while fish tape is coiled inside the reel. Failure to follow instructions may result in severe bodily harm or damage to property.

## Tuff-Rod™ Fishing Poles

- Strong, lightweight, flexible extendable fiberglass rod kits
- Use to reach and pull wires over suspended ceilings, in cable trays or through interior walls
- Packaged in clear tubes for protection and long-term storage



Fishing Poles

## Tuff-Rod™ Regular Flex

- 1/4 in. white fiberglass
- Extra stiffness for added control when maneuvering wires

Description	Cat. No.
12 ft. kit with fixed bullet nose and threaded J hook (3 ea. 4 ft. sections)	<b>31-611</b>
24 ft. kit with fixed bullet nose and threaded bullet nose (4 ea. 6 ft. sections)	<b>31-612</b>
12 pack of 1/4 in. x 4 ft. Regular Flex Replacement Rods	<b>31-643</b>
12 pack of 1/4 in. x 6 ft. Regular Flex Replacement Rods	<b>31-644</b>

## Tuff-Rod™ Extra Flex Glow

- 3/16 in. pale green luminescent fiberglass
- Glow-in-the-dark material for easy use in attics, basements and other dim lit areas

Description	Cat. No.
12 ft. kit with fixed bullet nose and threaded J hook (3 ea. 4 ft. sections)	<b>31-631</b>
30 ft. kit with fixed bullet nose and threaded bullet nose (5 ea. 6 ft. sections)	<b>31-633</b>
12 pack of 3/16 in. x 4 ft. Extra Flex Glow Replacement Rods	<b>31-647</b>
12 pack of 3/16 in. x 6 ft. Extra Flex Glow Replacement Rods	<b>31-648</b>

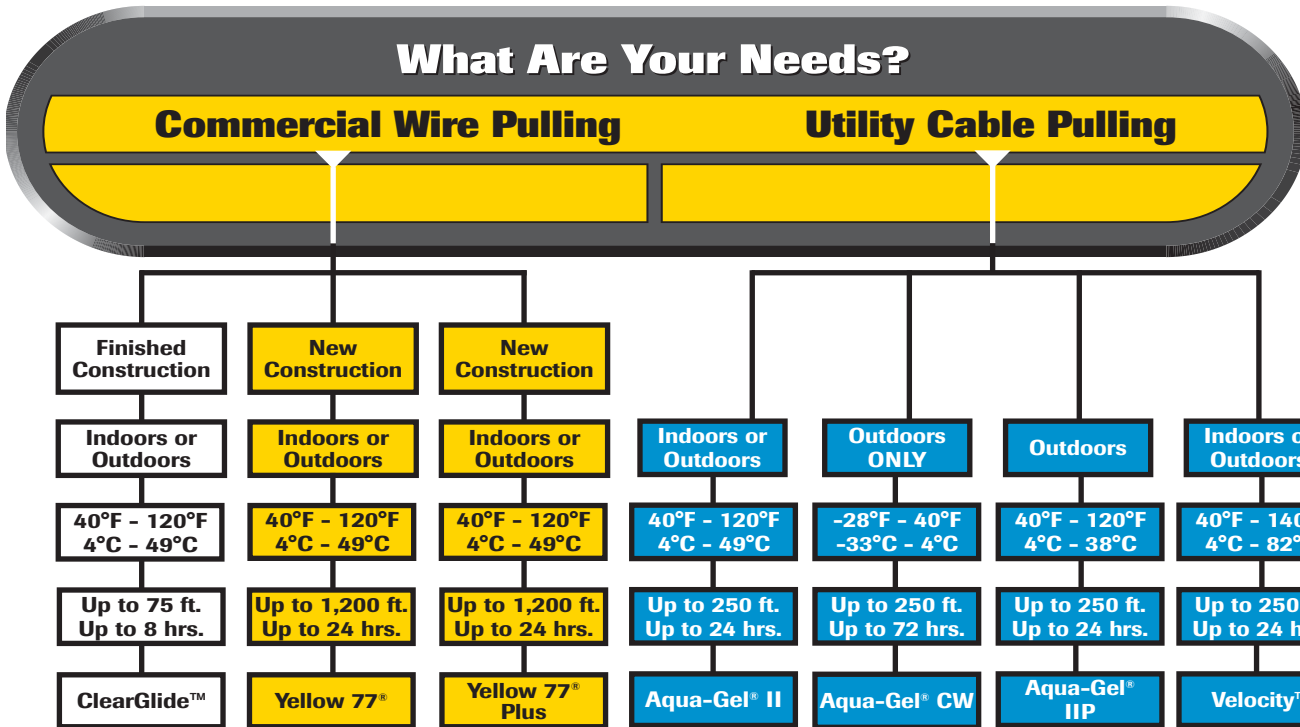
## Accessory Kits

- Includes replacement heads, one threaded bullet nose, one threaded J hook and one threaded wisk



Description	Cat. No.
3/16 in. Accessory kit	<b>31-651</b>
1/4 in. Accessory kit	<b>31-652</b>

## Select-a-Lubricant



## Wire Pulling Lubricant Selection Guide



	ClearGlide™ Wire Pulling Lubricant	Yellow 77® Wire Pulling Lubricant	Yellow 77® Plus Wire Pulling Lubricant	Aqua-Gel® II Cable Pulling Lubricant	Aqua-Gel® CW Cable Pulling Lubricant	Aqua-Gel® IIP Cable Pulling Lubricant	Velocity™ Wire Pulling Lubricant
Base	Polymer	Wax	Wax	Polymer	Polymer	Polymer	Polymer
Average Coefficient of Friction*	.17	.08	.16	.11	.07	.11	.14
Safe Storage Temperature Range	32°F - 180°F (0°C - 82°C)	32°F - 130°F (0°C - 54°C)	32°F - 190°F (0°C - 88°C)	32°F - 180°F (0°C - 82°C)	-28°F - 190°F (-33°C - 82°C)	32°F - 180°F (0°C - 82°C)	40°F - 140°F (4°C - 82°C)
Application Temperature Range	40°F - 100°F (4°C - 38°C)	40°F - 100°F (4°C - 38°C)	40°F - 100°F (4°C - 38°C)	40°F - 100°F (4°C - 38°C)	-28°F - 40°F (-33°C - 4°C)	40°F - 100°F (4°C - 38°C)	25°F - 140°F (-3.9°C - 60°C)
COMPATIBILITY (Cable Types):							
Rubber	•	•	•	•	•	•	•
Neoprene	•	•	•	•	•	•	•
Nylon	•	•	•	•	•	•	•
PVC	•	•	•	•	•	•	•
High-density or cross-linked polyethylene	•	•	•	•	•	•	•
Low-density polyethylene	•	•	•	•	•	•	•
Semiconducting jacket	•	•	•	•	•	•	•
Hypalon	•	•	•	•	•	•	•

\*Results from Falex Corporation, an independent testing agency specializing in tribology tests, using the Falex-ISC On Disk Tribometer System machine with the ASTM G99 modified method.

## Yellow 77® Plus Wire Pulling Lubricant

- Rapid Glide™ polytetrafluoroethylene additive provides greater lubricity than other wax-based lubricants – great for tough pulls
- Safe to use with all cable types
- Clings to cable throughout long runs, even where moisture is present
- Remains stable in high temperatures – usable from 30°F to 190°F (-1°C to 88°C)
- Dries slowly to a thin, non-conductive film that won't harden in conduit
- Easy to apply by hand or by brush
- Creamy texture applies easily and uniformly
- Homogeneous blend requires no mixing
- Won't dry out – surface coat forms to control evaporation
- Environmentally safe – non-toxic, non-flammable and non-corrosive

Description	Cat. No.
1-qt. Squeeze bottle	31-398
1-gal. Bucket	31-391
5-gal. Bucket	31-395



## Yellow 77® Wire Pulling Lubricant

- The #1 brand of wire pulling lubricant since 1959 – the perfect general purpose lube
- Wax-based formula provides superior lubricity
- Safe to use with most cable types except low-density polyethylene and semi-conducting jackets
- Clings to cable throughout long pulls, even where moisture is present
- Won't break down or separate after repeated exposure to freezing temperatures
- Dries to a thin, non-conductive film
- Easy to apply by hand or by brush
- Creamy texture applies easily and uniformly
- Homogeneous blend requires no mixing
- Won't dry out – surface coat forms to control evaporation
- Environmentally safe – non-toxic, non-flammable and non-corrosive

Description	Cat. No.
1-qt. Squeeze bottle	31-358
1-qt. Tub	31-350
1-gal. Bucket	31-351
5-gal. Bucket	31-355
55-gal. Drum	31-365



## ClearGlide™ Wire Pulling Lubricant

- Clear and colorless for quick and easy clean-up — great for indoor and retrofit pulls
- Exceptional lubricity for super-fast pulls
- Polymer-based formula is perfect for all electrical and datacomm applications
- Safe to use with all cable types
- Controlled evaporation rate is ideal for shorter runs
- Remains stable over wide temperature range — usable from 30°F to 180°F (-1°C to 82°C)
- Dries to a semi-fluid film that won't clog conduit
- Easy to apply by hand, brush or pump
- Environmentally safe — non-toxic, non-flammable and non-corrosive

Description	Cat. No.
1-qt. Squeeze bottle	31-388
1-gal. Bucket	31-381
5-gal. Bucket	31-385
4 oz. Squeeze bottle in saleable 6-pack	31-389
55-gal. Drum	31-2143



## Velocity™ Wire Pulling Lubricant

- High cling factor
- Maximum friction reduction
- Specification grade
- Compatible with all popular cable types
- Temperature stable
- UL listed
- Non-combustible residue
- Environmentally safe -- non-toxic, non-flammable and non-corrosive

Description	Cat. No.
1-qt. Squeeze bottle	31-276
1-gal. Bucket	31-277
5-gal. Bucket	31-278
55-gal. Drum	31-279
1-qt. Bag (12 bags/bucket)	31-282
1/2-gal. Bag (6 bags/bucket)	31-283



## Recommended Quantity of Lubricant Formula

$$Q = .0015 \times L \times D$$

Q = Quantity of recommended lube in gallons

L = Length of pull in feet

D = Nominal ID of conduit in inches

The formula listed above is used as a guideline on estimating the quantity of lube needed for various jobs. Many factors go into a cable pull, however this formula is just based on length of the pull and diameter of the conduit.

Increase quantities for the following troubles:

- Stiff, heavy cable
- Rough, old or dirty conduits
- High percent conduit fill
- Pulls with several bends
- High temperatures



## Aqua-Gel® IIP Cable Pulling Lubricant

- Features the same excellent qualities as Aqua-Gel® II Cable Pulling Lubricant with a lower viscosity for easy pouring and pumping
- Pourable formula clings to cable – eliminates hand application for a cleaner and safer job
- Compatible with all cable types
- Cleans up easily with soap and water
- Environmentally safe – non-toxic, non-flammable and non-corrosive

Description	Cat. No.
1-gal. Jug	31-421
5-gal. Bucket	31-425
55-gal. Drum	31-435



## Aqua-Gel® CW Cable Pulling Lubricant

- Features the same excellent qualities as Aqua-Gel® II Cable Pulling Lubricant with a lower temperature range for use outdoors in cold weather
- Polymer-based, cold-weather formula remains stable in storage from -28°F to 190°F (-33°C to 82°C)
- Formulated for exterior use in cold weather conditions
- Cleans up easily with soap and water
- Clings to cable throughout long pulls
- Well-suited for hand or poured applications
- Environmentally safe – non-toxic, non-flammable and non-corrosive

Description	Cat. No.
1-qt. Squeeze bottle	31-298
1-gal. Jug	31-291
5-gal. Bucket	31-295
55-gal. Drum	31-3373



## Aqua-Gel® II Cable Pulling Lubricant

- Polymer-based formula provides maximum tension reduction in high-stress electrical and communications cable-pulling operations
- Compatible with all cable types except composite rubber
- Cleans up easily with soap and water
- Clings to cable throughout long pulls
- Remains stable over wide temperature range – usable from 28°F to 180°F (-2°C to 88°C)
- Dries to a semi-fluid film that won't clog conduit
- Easy to apply by hand, brush or pump
- Environmentally safe – non-toxic, non-flammable and non-corrosive
- For outdoor use only

Description	Cat. No.
1-qt. Squeeze bottle	31-378
1-gal. Bucket	31-371
1-qt. Bag (12 bags per bucket)	31-376
1/2-gal. Bag (6 bags per bucket)	31-377
5-gal. Bucket	31-375
55-gal. Drum	31-3855



## Cable Gripping Gloves

- Rubber coating provides positive grip on lubricated cable
- Comfortable fit



Description	Cat. No.
Rubber-Coated Gloves	31-417

## Duct Seal

- Seals around junction boxes, flashings and service entrances
- Permanently soft, non-toxic compound can be painted immediately after application
- Won't adversely affect other plastic materials or corrode metals



Description	Cat. No.
1 lb. Block (10 per carton)	31-601
5 lb. Block (10 per carton)	31-605

## Bender Putter

- Steel shaft with rubber grip and conduit bender-shaped head
- Includes velour pouch to protect head



Description	Cat. No.
Bender Putter	74-999

## IDEAL Wipes™ The Multi-Purpose Towel

- Pre-moistened wipes require no water
- Cleans dirt, grease, lube and grime
- Durable fabric scrubs without tearing
- Infused with natural hand moisturizers and Vitamin E
- Orange citrus scent



Description	Qty.	Cat. No.
IDEAL Wipes™, 12 in. x 9 in.	82/can	38-500

## Noalox® Anti-Oxidant

- Anti-oxidant and anti-seizing compound improves efficiency and service life of aluminum-to-aluminum and aluminum-to-copper electrical connections
- Suspended zinc particles penetrate and cut aluminum oxide
- Provides additional inter-strand and inter-conductor current paths for improved conductivity and cooler connections
- Carrier material excludes air to prevent further oxidation
- For use with all types of pressure-type wire connectors including screw-on, tap, service entrance and split-bolt
- Reduces galling and seizing and promotes good ground continuity on aluminum conduit joints



Description	Cat. No.
1/2-oz. Tube	30-024
4-oz. Squeeze bottle	30-026
8-oz. Squeeze bottle	30-030
8-oz. Brush cap	30-031
1-gal. Bucket	30-032
5-gal. Bucket	30-040

## Twist-a-Nut™ Conduit Deburring Tool

- Deburrs inside and outside edges of 1/2 in., 3/4 in. and 1 in. thin wall conduit
- Hooded tip tightens EMT fitting set screws without slipping
- Square tip "seats" much more quickly on fitting screws than slotted version
- Head removes and is interchangeable with IDEAL 7-in-1 Twist-a-Nut™ Screwdriver shaft (#35-908)
- Head can be used in drill or cordless screwdriver
- Universal Wire-Nut® Wire Connector wrench in handle end eases installation of twist-on connectors
- Lifetime guarantee (excludes blades)



Description	Cat. No.
Conduit Deburring Tool, slotted tip	35-083
Conduit Deburring Tool - head only, slotted tip	35-096
Conduit Deburring Tool, square tip	35-075
Conduit Deburring Tool - head only, #2 square tip	35-098
Replacement Blades (2/pack)	35-097

## Conduit Benders

- Exceptional, durable, materials for extra strength
- Reinforced at stress points for longer life
- Markings are raised and cast into the bender body on both sides for easy visibility
- Deeply serrated step helps prevent slippage when applying force
- Grooved internal hook surface helps prevent conduit from slipping
- Flat hook surface provides stable starting point
- Desirable Benfield bending system



### Ductile Iron

- Withstands a lifetime of heavy use
- Ductile iron material is stronger than malleable iron

### Aluminum

- Lightweight aluminum for easy handling
- Strong enough for every day use



Conduit Type and Size	Bender & Handle Cat. No.
1/2 in. EMT	<b>74-026</b>
3/4 in. EMT, 1/2 in. Rigid & 1/2 in. IMC	<b>74-027</b>
1 in. EMT, 3/4 in. Rigid & 3/4 in. IMC	<b>74-028</b>
1-1/4 in. EMT, 1 in. Rigid & 1 in. IMC	<b>74-034</b>

Conduit Type and Size	Bender & Handle Cat. No.
1/2 in. EMT	<b>74-046</b>
3/4 in. EMT, 1/2 in. Rigid & 1/2 in. IMC	<b>74-047</b>
1 in. EMT, 3/4 in. Rigid & 3/4 in. IMC	<b>74-048</b>
1-1/4 in. EMT, 1 in. Rigid & 1 in. IMC	<b>74-035</b>

Conduit Type and Size	Bender Only Cat. No.
1/2 in. EMT	<b>74-001</b>
3/4 in. EMT, 1/2 in. Rigid & 1/2 in. IMC	<b>74-002</b>
1 in. EMT, 3/4 in. Rigid & 3/4 in. IMC	<b>74-003</b>
1-1/4 in. EMT, 1 in. Rigid & 1 in. IMC	<b>74-006</b>

Conduit Type and Size	Bender Only Cat. No.
1/2 in. EMT	<b>74-031</b>
3/4 in. EMT, 1/2 in. Rigid & 1/2 in. IMC	<b>74-032</b>
1 in. EMT, 3/4 in. Rigid & 3/4 in. IMC	<b>74-033</b>
1-1/4 in. EMT, 1 in. Rigid & 1 in. IMC	<b>74-036</b>

## Handles for Benders


- Rugged, steel construction for long-term durability
- Baked-on blue enamel finish resists corrosion and enhances visibility
- Convenient bending guide for offset bends

### Ductile

Conduit Type and Size	Handle Only Cat. No.
1/2 in. EMT	<b>74-019</b>
3/4 in. EMT, 1/2 in. Rigid & 1/2 in. IMC	<b>74-019</b>
1 in. EMT, 3/4 in. Rigid & 3/4 in. IMC	<b>74-020</b>
1-1/4 in. EMT, 1 in. Rigid & 1 in. IMC	<b>74-021</b>

### Aluminum

Conduit Type and Size	Handle Only Cat. No.
1/2 in. EMT	<b>74-019</b>
3/4 in. EMT, 1/2 in. Rigid & 1/2 in. IMC	<b>74-019</b>
1 in. EMT, 3/4 in. Rigid & 3/4 in. IMC	<b>74-020</b>
1-1/4 in. EMT, 1 in. Rigid & 1 in. IMC	<b>74-021</b>



## Hickeys

- Exceptional, durable, heat treated materials for extra strength
- Reinforced at stress points for longer life
- Grooved internal hook surface helps prevent conduit from slipping



## Ductile Iron Hickeys




- High-strength ductile iron construction
- Grooved internal hook helps prevent conduit from slipping
- Lifetime replacement guarantee

Conduit Type and Size	Hickey Only Cat. No.
1/2 in. EMT	74-010
3/4 in. EMT, 1/2 in. Rigid & 1/2 in. IMC	74-011
1 in. EMT, 3/4 in. Rigid & 3/4 in. IMC	74-012
1-1/4 in. EMT, 1 in. Rigid & 1 in. IMC	74-013

## Handles for Hickeys

- Rugged, steel construction for long-term durability
- Baked-on blue enamel finish resists corrosion and enhances visibility
- Convenient bending guide for offset bends



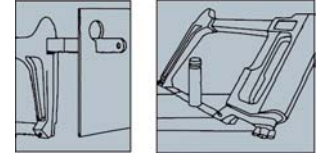

Conduit Type and Size	Handle Only Cat. No.
1/2 in. EMT	74-019
3/4 in. EMT, 1/2 in. Rigid & 1/2 in. IMC	74-019
1 in. EMT, 3/4 in. Rigid & 3/4 in. IMC	74-020
1-1/4 in. EMT, 1 in. Rigid & 1 in. IMC	74-021

## Pocket Bender Guide

- Convenient pocket-sized reference guide
- Includes simple, concise bending techniques for precision stubs, back-to-back, offset and saddle bends
- Request free booklet #P-100



## Heavy-Duty Hacksaw



- Use as conventional hacksaw or as jab saw to enlarge holes
- Rugged frame provides lightweight rigidity and exceptional control
- Stores up to nine extra blades
- Blades can be adjusted to 55° angle for flush cutting and tensioned to 25,000 psi
- Includes 12 in. x 24T bi-metal blade

Description	Cat. No.
Heavy Duty Hacksaw	35-260

## Ergonomic Hacksaw




- Angled handle for easier cutting
- Blade can easily be adjusted for flush cutting
- Easy tensioning wing-nut keeps blades tight for straighter cuts
- Cushioned ergonomic grip for performance and comfort
- Includes 12 in. x 24T bi-metal blade

Description	Cat. No.
Ergonomic Hacksaw	35-261

## Hacksaw Blades

- Bi-metal blades provide strength, flexibility and longer life



Description	Qty./Pack	Cat. No.
12 in. x 18T Blades	10	35-271
12 in. x 24T Blades	10	35-272
12 in. x 32T Blades	10	35-273
12 in. x 18T Blades	100	35-262
12 in. x 24T Blades	100	35-263
12 in. x 32T Blades	100	35-264



## Valu-Line™ Pull-Line

- White with gray tracer for easy identification
- Continuous-fiber polyline great for blowing directly into conduit
- Will not rot or mildew
- Can be left in conduit for future use



Description	Tensile Strength	Cat. No.
Valu-Line™ Pull-Line – 6,500 ft. (bucket)	190 lb. avg.	<b>31-338</b>

## Powr-Fish® Pull-Line

- White with blue tracer for easy identification
- Continuous-fiber polyline great for blowing directly into conduit
- Will not rot or mildew
- Can be left in conduit for future use



Description	Tensile Strength	Cat. No.
Powr-Fish® Pull-Line – 6,500 ft. (bucket)	210 lb. min.	<b>31-340</b>
Powr-Fish® Pull-Line – 6,500 ft. (box)	210 lb. min.	<b>31-343</b>

## Powr-Fish® Pull-Line

- White with red tracer for easy identification
- 500 lb. tensile, our highest tensile-rated pull-line
- Continuous-fiber polyline great for blowing directly into conduit
- Will not rot or mildew
- Can be left in conduit for future use



Description	Tensile Strength	Cat. No.
Powr-Fish® Pull-Line – 2,200 ft. (bucket)	500 lb. min.	<b>31-344</b>

## Conduit Measuring Tape

- Provides quick and accurate measurement of conduit runs
- Easy-to-read markings in sequential one-foot increments
- 160 lb. tensile strength
- Pulls rope through raceways without stretching
- Dispenser features built-in cutter, handle, non-skid base and adjustable reel tension
- Will not rot or mildew



Description	Cat. No.
Conduit Measuring Tape – 3,000 ft.	<b>31-347</b>
Dispenser	<b>31-349</b>

## Pro-Pull™ Rope

- Low-friction polypropylene rope slides easily through conduit
- Non-sliver surface can be handled without gloves
- Will not rot or mildew
- Rugged, lightweight construction



Rope Size	Tensile Strength	Cat. No.
1/4 in. x 250 ft. Reel	1,125 lbs.	<b>31-839</b>
1/4 in. x 600 ft. Reel	1,125 lbs.	<b>31-840</b>
1/4 in. x 1,000 ft. Reel	1,125 lbs.	<b>31-841</b>
3/8 in. x 250 ft. Reel†	2,430 lbs.	<b>31-844</b>
3/8 in. x 600 ft. Reel†	2,430 lbs.	<b>31-845</b>
3/8 in. x 1,200 ft. Reel†	2,430 lbs.	<b>31-846</b>
1/2 in. x 250 ft. Reel†	3,780 lbs.	<b>31-849</b>
1/2 in. x 600 ft. Reel†	3,780 lbs.	<b>31-850</b>
1/2 in. x 1,200 ft. Reel†	3,780 lbs.	<b>31-851</b>
5/8 in. x 600 ft. Reel†	5,580 lbs.	<b>31-853</b>
5/8 in. x 1,200 ft. Reel†	5,580 lbs.	<b>31-854</b>
3/4 in. x 300 ft. Reel†	7,650 lbs.	<b>31-855</b>
3/4 in. x 600 ft. Reel†	7,650 lbs.	<b>31-856</b>
3/4 in. x 1,200 ft. Reel†	7,650 lbs.	<b>31-857</b>

† Eye splice on working end.

## Foam Carriers



- Attach to a suitable line to serve as a piston – clears out water or debris as they travel through conduit
- Durable foam construction for repeated use and long life
- For use with any type of blower or vacuum system
- Available individually or in multi-pack bags

### Multi-Pack Foam Carriers

Description	Cat. No.
1/2 in. Foam Carrier, 5-pack bag	<b>31-466</b>
3/4 in. Foam Carrier, 5-pack bag	<b>31-467</b>
1 in. Foam Carrier, 5-pack bag	<b>31-468</b>
1-1/4 in. Foam Carrier, 3-pack bag	<b>31-469</b>
1-1/2 in. Foam Carrier, 2-pack bag	<b>31-470</b>
2 in. Foam Carrier, 1-pack bag	<b>31-471</b>

### Bulk-Pack Foam Carriers

Description	Cat. No.
2-1/2 in. Foam Carrier, single	<b>31-322</b>
3 in. Foam Carrier, single	<b>31-323</b>
3-1/2 in. Foam Carrier, single	<b>31-324</b>
4 in. Foam Carrier, single	<b>31-325</b>
5 in. Foam Carrier, single	<b>31-326</b>
6 in. Foam Carrier, single	<b>31-327</b>

## Line Packages



- One-piece pull line and foam tip unwind as they move through conduit
- One-piece construction for faster, easier use with no knots or foam carriers to retrieve
- Line tensile strength of 17 lbs.
- For use with any type of blower or vacuum system
- Available individually or in multi-pack bags

### Multi-Pack Line Packages

Description	Color	Cat. No.
Line Package, 1/2 in. x 75 ft., 10-pack bag	Red	<b>31-472</b>
Line Package, 1/2 in. x 150 ft., 10-pack bag	Red	<b>31-473</b>
Line Package, 3/4 in. x 200 ft., 5-pack bag	Yellow	<b>31-475</b>
Line Package, 3/4 in. x 300 ft., 5-pack bag	Yellow	<b>31-476</b>
Line Package, 3/4 in. x 450 ft., 5-pack bag	Yellow	<b>31-477</b>
Line Package, 1 in. x 200 ft., 5-pack bag	White	<b>31-479</b>
Line Package, 1 in. x 300 ft., 5-pack bag	White	<b>31-480</b>
Line Package, 1 in. x 450 ft., 5-pack bag	White	<b>31-481</b>

### Bulk-Pack Line Packages


Description	Color	Cat. No.
Line Package, 3/4 in. x 75 ft., single	Yellow	<b>31-330</b>
Line Package, 1 in. x 75 ft., single	White	<b>31-334</b>
Line Package, 1 in. x 200 ft., single	White	<b>31-335</b>





# ***Tools and Totes***

# Engineered to strip every wire right



## Kinetic™ Reflex™ T<sup>®</sup>-Stripper Wire Stripper

Ergonomic handles with Santoprene™ grip and Thumb Valley™ make this the premier wire stripper in the market.



## Kinetic™ Super Wire Stripper

The ergonomic design and patented Santoprene™ grip wicks away perspiration and reduces muscle fatigue. The Thumb Valley™ guide and precision stripping holes promote the highest accuracy in the industry.



## Reflex™ Super T<sup>®</sup>-Stripper Wire Stripper

The ergonomic design with curved handles reduces wrist fatigue. Features 6/32 and 8/32 self-chasing, bolt cutting holes and a locking pawl for safe storage.



## Reflex™ Premium T<sup>®</sup>-Stripper

Designed for total-comfort and wire stripping. Ergonomic handles fit an electrician's natural grip and reduces hand fatigue. Textured, slip-resistant sleeves cushion thumb and fingers.




## Super T<sup>®</sup>-Stripper Wire Stripper

Traditional T<sup>®</sup>-Stripper Wire Stripper features with the added convenience of bolt-cutting holes and locking pawl. Curved comfort-grip handles accommodate high-volume wire stripping.



## T<sup>®</sup>-Stripper Wire Stripper

The industry standard for almost 50 years. Compact, lightweight and easy to use. Features precision-ground, knife-type blades, built-in looping holes, wire cutters and a convenient plier nose.



• Straight Handles

### T<sup>®</sup>-Stripper Wire Stripper Selection Guide

6		8		10		12		14		16		18		20		22		24		26		28		30		Hole Size	Wire Size	Blade Type	Blade Image	#45-100's	#45-300's	#45-400's	#45-600's	#45-700's	#45-900's
6	8	10	12	14	16	18	20	22	24	26	28	30	32																						
																	22	24	26	28	30				Solid										
																	24	26	28	30	32				Stranded		45-125	45-317	45-417	45-617	—	—			
					14	16	18	20	22	24															Solid		45-121	45-316	45-416	45-616	45-716	—			
					16	18	20	22	24	26															Stranded										
			10	12	14	16	18																		Solid		45-120	—	45-415	—	45-715	45-915			
			12	14	16	18	20																		Stranded										
			8	10	12	14	16																		Solid										
			10	12	14	16	18																		Stranded		—	45-315	—	45-615	—	—			
		6	8	10	12	14																			Solid		45-124	45-318	45-418	45-618	45-718	45-918			
		8	10	12	14	16																			Stranded										
																									T-Quarter		45-123	45-323	45-423	—	—	—			

Static Disp

## Kinetic™ Super Wire Strippers



- Non-slip Santoprene™ textured grips
- Plier nose for holding and twisting wires
- Slide lock for safety and storage
- Thumb and finger valley makes stripping easier and more accurate
- “Shear-Cut™” bolt cutters

Description	Solid	Stranded	Cat. No.
Kinetic Super™ Wire Stripper	10-18	12-20	<b>45-715</b>
Kinetic Super™ Wire Stripper	14-24	16-26	<b>45-716</b>
Kinetic Super™ Wire Stripper	6-14	8-16	<b>45-718</b>

## Reflex™ Premium T®-Stripper Wire Strippers



- Ergonomic design for maximum comfort
- Curved handles reduce wrist fatigue
- Sleeves that extend to stripping head to cushion thumb and fingers
- Textured, no-slip sleeves provide a sure, easy grip

Description	Solid	Stranded	Cat. No.
Reflex™ Premium T®-Stripper Wire Stripper	10-18	12-20	<b>45-415</b>
Reflex™ Premium T®-Stripper Wire Stripper	14-24	16-26	<b>45-416</b>
Reflex™ Premium T®-Stripper Wire Stripper	22-30	24-32	<b>45-417</b>
Reflex™ Premium T®-Stripper Wire Stripper	6-14	8-16	<b>45-418</b>
Reflex™ Premium T®-Stripper – Metric	0.5mm <sup>2</sup> -4.0mm <sup>2</sup>		<b>45-425-341</b>
Reflex™ Premium 14/2 NM Cable T®-Stripper Wire Stripper	14/2		<b>45-448</b>
Reflex™ Premium 12/2 NM Cable T®-Stripper Wire Stripper	12/2		<b>45-449</b>
Reflex™ Premium T®-Cutter	Cutter		<b>45-423</b>


## Kinetic™ Reflex™ T®-Stripper Wire Strippers



- Non-slip Santoprene™ textured grips and thumb rest
- Plier nose for holding and twisting wires
- Slide lock for safety and storage
- Thumb and finger valley makes stripping easier and more accurate
- “Shear-Cut™” bolt cutters

Description	Solid	Stranded	Cat. No.
Kinetic™ Reflex™ T®-Stripper Wire Stripper	10-18	12-20	<b>45-915</b>
Kinetic™ Reflex™ T®-Stripper Wire Stripper	6-14	8-16	<b>45-918</b>

## Reflex™ Super T®-Stripper Wire Strippers



- 6/32 and 8/32 self-chasing screw-cutting holes
- Locking pawl for safe storage
- Ergonomic design for maximum comfort
- Curved handles reduce wrist fatigue
- Sleeves that extend to stripping head to cushion thumb and fingers
- Textured sleeves with extra cushioning for added comfort

Description	Solid	Stranded	Cat. No.
Reflex™ Super T®-Stripper Wire Stripper	8-16	10-18	<b>45-615</b>
Reflex™ Super T®-Stripper Wire Stripper w/static dissipative grips	14-24	16-26	<b>45-616</b>
Reflex™ Super T®-Stripper Wire Stripper w/static dissipative grips	22-30	24-32	<b>45-617</b>
Reflex™ Super T®-Stripper Wire Stripper	8-14	8-16	<b>45-618</b>
Reflex™ Super 12/2 & 14/2 NM Cable T®-Stripper Wire Stripper	12-2 and 14-2	—	<b>45-621</b>

## Super T<sup>®</sup>-Stripper Wire Strippers



- 6-32 and 8-32 self-chasing screw-cutting holes (not available on metric stripper)
- Curved, cushion-grip handles for ergonomic comfort
- Locking pawl to keep stripper in closed position

Description	Solid	Stranded	Cat. No.
Super T <sup>®</sup> -5 T <sup>®</sup> -Stripper Wire Stripper	8-16	10-18	<b>45-315</b>
Super T <sup>®</sup> -8 T <sup>®</sup> -Stripper Wire Stripper	6-14	8-16	<b>45-318</b>
Super T <sup>®</sup> -Stripper Wire Stripper – Metric	0.5-4mm <sup>2</sup>		<b>45-310-341</b>
Super T <sup>®</sup> -Stripper Wire Stripper – Metric	0.75-6mm <sup>2</sup>		<b>45-315-341</b>
Super T <sup>®</sup> -Stripper Wire Stripper – Metric	0.5-4mm <sup>2</sup>		<b>45-317-341</b>

## T<sup>®</sup>-Stripper Wire Strippers



- Form-ground, knife-type blades for accurate, easy stripping without nicking insulation
- Built-in wire cutter and looping holes
- Convenient plier nose for extra gripping strength
- Laser-etched wire gauge for easy-to-read visibility
- Spring-loaded automatic opening
- Corrosion-resistant, black oxide finish
- Tough steel construction
- Locking tabs keep spring in place

Description	Solid	Stranded	Cat. No.
T <sup>®</sup> -5 T <sup>®</sup> -Stripper Wire Stripper	10-18	12-20	<b>45-120</b>
T <sup>®</sup> -6 T <sup>®</sup> -Stripper Wire Stripper	14-24	16-26	<b>45-121</b>
T <sup>®</sup> -7 T <sup>®</sup> -Stripper Wire Stripper	22-30	24-32	<b>45-125</b>
T <sup>®</sup> -8 T <sup>®</sup> -Stripper Wire Stripper	6-14	8-16	<b>45-124</b>
T <sup>®</sup> -Stripper Wire Stripper – Metric	0.75-6mm <sup>2</sup>		<b>45-120-341</b>
T <sup>®</sup> -Stripper Wire Stripper – Metric	0.5-4mm <sup>2</sup>		<b>45-125-341</b>

## Premium T<sup>®</sup>-Stripper Wire Strippers



- Contoured, comfort-grip handles to reduce operator fatigue

Description	Solid	Stranded	Cat. No.
Premium T <sup>®</sup> -5 T <sup>®</sup> -Stripper Wire Stripper	10-18	12-20	<b>45-215</b>
Premium T <sup>®</sup> -6 T <sup>®</sup> -Stripper Wire Stripper	14-24	16-26	<b>45-216</b>
Premium T <sup>®</sup> -7 T <sup>®</sup> -Stripper Wire Stripper	22-30	24-32	<b>45-217</b>
Premium T <sup>®</sup> -8 T <sup>®</sup> -Stripper Wire Stripper	6-14	8-16	<b>45-218</b>

## T<sup>®</sup>-Cutter Wire Cutters



- Hardened steel, sheer-type blades
- Spring-loaded automatic opening
- Convenient plier nose for extra gripping strength
- Corrosion-resistant, black oxide finish
- Tough steel construction
- Locking tab keeps spring in place
- Premium model features comfort-grip handles; Super model features curved cushion-grip handles; Reflex™ Premium model features ergonomic design with textured cushion-grip handles

Description	Wire Range	Cat. No.
T <sup>®</sup> -Cutter Wire Cutter	Up to 1/2 in. O.D. fine-stranded wire and 10 AWG solid wire	<b>45-123</b>
Premium T <sup>®</sup> -Cutter Wire Cutter	Up to 1/2 in. O.D. fine-stranded wire and 10 AWG solid wire	<b>45-223</b>
Super T <sup>®</sup> -Cutter w/static dissipative grips	Up to 1/2 in. O.D. fine-stranded wire and 10 AWG solid wire	<b>45-323</b>
Reflex™ Premium T <sup>®</sup> -Cutter Wire Cutter	Up to 1/2 in. O.D. fine-stranded wire and 10 AWG solid wire	<b>45-423</b>



## Super T<sup>®</sup>-Stripper Wire Strippers— Static Dissipative



- Static dissipative grips for dispersing static charge buildup through the operator to the ground (operator must be grounded via wrist strap or other grounding device)
- Locking pawl to keep stripper in closed position

Description	Solid	Stranded	Cat. No.
Super T <sup>®</sup> -6 T <sup>®</sup> -Stripper Wire Stripper w/static dissipative grips	14-24	16-26	<b>45-316</b>
Super T <sup>®</sup> -7 T <sup>®</sup> -Stripper Wire Stripper w/static dissipative grips	22-30	24-32	<b>45-317</b>

## NM Cable Dual-Hole T<sup>®</sup>-Stripper Wire Stripper



- Stripping holes for stripping two 12 AWG or two 14 AWG wires simultaneously
- Ability to strip both conductor wires of NM cable at one time
- Contoured, comfort grip handles on Premium model

Description	Wire Range	Cat. No.
Premium T <sup>®</sup> -14 T <sup>®</sup> -Stripper Wire Stripper	12 or 14 AWG solid	<b>45-247</b>

## V-Notch Stripper



- Cuts copper or aluminum wire, solid or stranded
- Rotating cam wheel adjusts to strip 10-24 AWG wire
- Looping holes for solid wire
- Locking hasp

Description	Cat. No.
V-Notch Stripper	<b>45-101</b>

## NM Cable T<sup>®</sup>-Stripper Wire Strippers



- Easy, one-step stripping of outer jacket of NM cable – no slitting required
- Versatility to strip, cut and loop conductor wires with precision and ease
- Stripping holes for 12 or 14 AWG solid wire
- Locking pawl for safe storage

Description	Cat. No.
14/2 NM Cable T <sup>®</sup> -Stripper Wire Stripper	<b>45-248</b>
12/2 NM Cable T <sup>®</sup> -Stripper Wire Stripper	<b>45-249</b>
Reflex <sup>™</sup> Super 12/2 & 14/2 NM Cable T <sup>®</sup> -Stripper Wire Stripper	<b>45-621</b>


## Data T®-Cutter Wire Cutters



- Cuts round communication cable and maintains cable geometry for better cable performance
- Cuts multi-pair cable up to .500 in. (12.7mm) and coaxial cable up to RG-9/U
- Suitable for soft cables (not ACSR)
- Steel reinforced center conductors can be trimmed with bolt cutting holes
- Cushioned comfort grip handles
- Locking latch keeps tool closed in pouch
- Data T®-Cutter II designed for RG-58 and RG-6 coaxial cable

Description	Cat. No.
Data T®-Cutter	45-074
Data T®-Cutter II	45-075

## Combo Tool



- Convenient, four-function tool features precision-ground stripping holes and knife-to-anvil cutting blades
- Crimps bare and insulated terminals
- Strips 8 to 20 AWG solid and 10 to 22 AWG stranded wire
- Cuts unhardened bolts (4-40, 6-32, 8-32, 10-24 and 10-32) and reforms threads

Description	Cat. No.
Combo Tool	30-428

## Multi-Crimp Strip Tool



- Cuts wire
- Crimps insulated and non-insulated wires
- Cuts bolts
- Strips 10-22 AWG wire

Description	Cat. No.
Multi-Crimp Strip Tool	45-778

## 7-in-1 Stripper



- Versatile, seven-function tool features precision-ground stripping blades, cushioned grips and plier nose
- Strips 8 to 16 AWG solid and 10 to 18 AWG stranded wire
- Crimps bare and insulated terminals for 10 to 22 AWG wire, RG-59 coax connectors and 7 to 8mm auto ignition connectors
- Cuts unhardened wire, bolts and screws (4-40, 6-32, 8-32, 10-24 and 10-32) and reforms threads
- Cuts stranded, solid, Romex® and U.F. wire to 8 AWG
- Reams and de-burrs conduit
- Gauges and loops wire

Description	Cat. No.
7-in-1 Stripper	45-777

## Coax Strip and Crimp Tool



- Precision, form-ground stripping holes remove outer jacket and insulation from RG-59 and RG-6 coaxial cable
- Durable blades cut copper-coated steel conductors
- Three crimping nests for crimping F-connectors and ring terminals

Description	Cat. No.
Coax Strip & Crimp Tool	30-433
Coax Strip & Crimp Tool w/F-Connectors	30-433F



## Cable Ripper


- Slits cable sheathing before stripping wires
- Quick, clean and easy end or mid-run removal of jacket
- Convenient built-in wire gauge



Description	Cat. No.
Side Entry Cable Ripper	45-118

## Underground Feeder (UF) Cable Stripper

- Self-adjusting stripping blades automatically select proper position
- Strips 12 AWG solid to 14 AWG Underground Feeder (UF) Cable
- Strips Twin and Earth cable
- Open-throat construction allows unlimited strip length
- Neatly removes outer cable sheath and then inner wire sheathing to desired lengths
- Lightweight, ergonomic design reduces user fatigue
- Replaceable blades



Description	Cat. No.
Underground Feeder Cable Stripper	45-235

## Grip-N-Strip™ End Stripper

- Self-adjusting stripping blades automatically select proper position
- Strips 12 AWG solid to 20 AWG stranded PVC insulated wire
- Dual strip-length gauge marks at 3/16 in. and 5/16 in.
- Cuts up to 12 AWG solid wire
- Lightweight, ergonomic design reduces user fatigue
- Reinforced fiberglass construction
- Hardened steel blades for extra strength and longer life



Description	Cat. No.
Grip-N-Strip™ End Stripper	45-227

## Lil' Ripper Stripper™


- Rips Romex® outer jacket cleanly and quickly
- Clips outer sheathing to remove excess Romex® jacket
- Strips inner conduit wires
- Looping holes loop wire for screw-on connections
- Twist-Assist™ tightens most popular sizes of winged twist-on connectors
- Injection molded elastomer grip provides a comfortable, slip resistant grip
- Strip length measuring scale allows for quick and easy measurements
- Conveniently fits in your pocket



Description	Cat. No.
Lil' Ripper Stripper™	45-025

## Rotary BX/MC Cutters

- Handles all common BX, MC and Flex cables
- Blue sapphire blade cuts armor without damage to internal conductors
- Splices cleanly through casings with only a few turns
- Thumbscrew holds cable securely in place
- Epoxy-coated to resist corrosion
- Handle knob stores up to six replacement blades



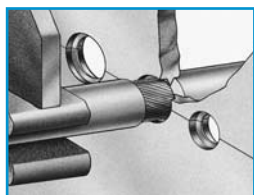

Description	Cat. No.
Rotary BX/MC Cutter	35-780
Replacement blades (5 per pack)	35-781
Rotary BX/MC Cutter with Lever	35-782

## Custom Stripmaster® and Custom Stripmaster® Lite Wire Strippers

- Strips 30 through 10 AWG solid or stranded wire
- Mil-spec die-type blades allow precision stripping
- Inner cutting hole sized to conductor and counter-bored holes sized to insulation
- Replaceable Grippers
- Optional short stop latch and transparent wire stop
- Cushioned, comfort grip handles
- Custom Stripmaster® Lite is 3/4's the size of Custom Stripmaster® Wire Stripper and strips 16 through 30 AWG solid or stranded wire
- Custom Stripmaster® Lite requires one-third less hand pressure for each strip actuation
- Engineering Service and made-to-order blades available. Contact factory for complete product and blade number listing.




Wire Strippers



Gripper pads hold the wire securely in a centerline relationship with the blade.

Die-type blades incorporate a counter-bored hole to the insulation and an inner cutting hole sized to the conductor. This varies depending on insulation type and thickness.



### Custom Stripmaster® Wire Strippers and Die-Type Blades

Specifications — Cutting Hole Diameter / Counterbore Diameter (Inches)											Stripper Cat. No.	Blade Only Cat. No.
Wire Size AWG												
30	28	26	24	22	20	18	16	14	12	10		
For Type E Teflon® (600V)												
								.076 .0935	.096 .113	.119 .136	45-176	L-5559
		.023 .039	.028 .043	.034 .052	.042 .0595	.052 .070	.061 .081				45-177	L-5560
.016 .032	.019 .035	.023 .039									45-178	L-5561
For Type EE Teflon® (1000V)												
								.076 .104	.096 .125	.119 .144	45-173	L-5562
		.023 .0465	.028 .055	.034 .0595	.042 .067	.052 .0785	.061 .089				45-174	L-5563
.016 .042	.019 .043	.023 .0465									45-175	L-5564
For Other Misc. Insulations												
								.076 .113	.0937 .138	.116 .154	45-170	L-5210
		.022 .052	.0292 .0595	.035 .0635	.042 .073	.052 .086	.062 .096				45-171	L-5211
.016 .037	.020 .040	.024 .043									45-172	L-5436
For Wire Wrap & Other Thin Insulated Wire												
.012 .020								Three identical holes			45-179	L-7625
.012 .019	.014 .023	.018 .025	.024 .033					Solid Wires			45-169	L-9300

Tolerances: Cutter Dia.: ± .001; Counter-bore Dia.: ± .002  
The 45-170 Series is a Custom Stripmaster® Wire Stripper frame without the short stop latch and wire stop.

45-169 through 45-188 include grit-type pads (standard).  
45-369 through 45-388 include file-type pads.  
45-469 through 45-488 include parallel-type pads.



## Custom Stripmaster® Lite Wire Strippers and Die-type Blades

Specifications — Cutting Hole Diameter / Counterbore Diameter (Inches)									
Wire Size AWG								Stripper Cat. No.	Blade Only Cat. No.
30	28	26	24	22	20	18	16		
<b>MIL-W-16878 Type E 600V Teflon® Wire</b>									
				.034 .052	.042 .0595	.052 .070	.061 .081	45-638	LB-918
		.023 .039	.028 .043	.034 .052	.042 .0595			45-639	LB-919
.016 .032	.019 .035	.023 .039	.028 .043					45-640	LB-920
<b>MIL-W-16878 Type EE 1000V Teflon® Wire</b>									
				.034 .0595	.042 .067	.052 .0785	.061 .089	45-635	LB-915
		.023 .0465	.028 .055	.034 .0595	.042 .067			45-636	LB-916
.016 .042	.019 .043	.023 .0465	.028 .055					45-637	LB-917
<b>General Purpose</b>									
				.035 .0635	.042 .073	.052 .086	.062 .096	45-632	LB-912
		.022 .052	.0292 .0595	.035 .0635	.042 .073			45-633	LB-913
.016 .037	.020 .040	.024 .043	.0292 .0595					45-634	LB-914
<b>Wire Wrapping (Thin Insulation Solid Wire)</b>									
.012 .020						Four holes, same size		45-641	LB-921
.012 .019	.014 .023	.018 .025	.024 .033			Solid Wires		45-631	LB-911

Tolerances: Cutter Dia.: ± .001; Counterbore Dia.: ± .002. Teflon® is a registered trademark of E.I. du Pont de Nemours and Company.

## Custom Stripmaster® Wire Strippers and Die-Type Blades

Specifications — Cutting Hole Diameter / Counterbore Diameter (Millimeters) (Reference chart only. Blades are not marked in mm)												
mm² Nom											Stripper Cat. No.	Blade Only Cat. No.
0.05	0.08	0.13	0.2	0.22	0.5	1.0	1.5	2.5	4.0	6.0		
<b>For Type E Teflon® (600V)</b>												
								1.93 2.37	2.44 2.87	3.02 3.45	45-176	L-5559
		.584 .99	.711 1.09	.863 1.32	1.07 1.5	1.33 1.78	1.55 2.06				45-177	L-5560
.406 .813	.482 .889	.584 .99									45-178	L-5561
<b>For Type EE Teflon® (1000V)</b>												
								1.93 2.64	2.44 3.17	3.02 3.6	45-173	L-5562
		.584 1.17	.711 1.39	.863 1.5	1.07 1.70	1.33 1.99	1.55 2.49				45-174	L-5563
.406 1.07	.482 1.09	.584 1.17									45-175	L-5564
<b>For Other Misc. Insulations</b>												
								1.93 2.87	2.38 3.45	2.94 3.91	45-170	L-5210
		.560 1.33	.736 1.5	.889 1.61	1.07 1.85	1.33 2.18	1.57 2.44				45-171	L-5211
.406 .940	.508 1.01	.609 1.09									45-172	L-5436
<b>For Wire Wrap &amp; Other Thin Insulated Wire</b>												
.305 .508								Three identical holes			45-179	L-7625
.305 .482	.356 .584	.457 .635	.609 .838								45-169	L-9300

Tolerances: Cutter Dia.: ± .025mm; Counterbore Dia.: ± .051mm. Teflon® is a registered trademark of E.I. du Pont de Nemours and Company.




### Custom Stripmaster® Lite Wire Strippers and Die-type Blades


Specifications — $\frac{\text{Cutting Hole Diameter}}{\text{Counterbore Diameter}}$ (Millimeters)									Stripper Cat. No.	Blade Only Cat. No.
Wire Size AWG										
1,5	1,0	0,5	0,22	0,2	0,13	0,08	0,05			
<b>MIL-W-16878 Type E 600V Teflon® Wire</b>										
$\frac{1,55}{2,06}$	$\frac{1,32}{1,99}$	$\frac{1,07}{1,51}$	$\frac{0,86}{1,32}$						<b>45-638</b>	<b>LB-918</b>
		$\frac{1,07}{1,51}$	$\frac{0,86}{1,32}$	$\frac{0,71}{1,09}$	$\frac{0,58}{,099}$				<b>45-639</b>	<b>LB-919</b>
				$\frac{0,71}{1,09}$	$\frac{0,58}{0,99}$	$\frac{0,48}{0,89}$	$\frac{0,41}{0,82}$		<b>45-640</b>	<b>LB-920</b>
<b>MIL-W-16878 Type EE 1000V Teflon® Wire</b>										
$\frac{1,55}{2,26}$	$\frac{1,32}{1,99}$	$\frac{1,07}{1,70}$	$\frac{0,86}{1,51}$						<b>45-635</b>	<b>LB-915</b>
		$\frac{1,07}{1,70}$	$\frac{0,86}{1,51}$	$\frac{0,71}{1,40}$	$\frac{0,58}{1,18}$				<b>45-636</b>	<b>LB-916</b>
				$\frac{0,71}{1,40}$	$\frac{0,58}{1,18}$	$\frac{0,48}{1,09}$	$\frac{0,41}{1,07}$		<b>45-637</b>	<b>LB-917</b>
<b>General Purpose</b>										
$\frac{1,57}{2,44}$	$\frac{1,32}{2,18}$	$\frac{1,07}{1,85}$	$\frac{0,89}{1,61}$						<b>45-632</b>	<b>LB-912</b>
		$\frac{1,07}{1,85}$	$\frac{0,89}{1,61}$	$\frac{0,74}{1,51}$	$\frac{0,56}{1,32}$				<b>45-633</b>	<b>LB-913</b>
				$\frac{0,74}{1,51}$	$\frac{0,61}{1,09}$	$\frac{0,51}{1,02}$	$\frac{0,41}{0,86}$		<b>45-634</b>	<b>LB-914</b>
<b>Wire Wrapping (Thin Insulation Solid Wire)</b>										
		<b>Four holes, same size</b>					$\frac{0,30}{0,76}$		<b>45-641</b>	<b>LB-921</b>
		<b>Solid Wires</b>		$\frac{0,61}{0,84}$	$\frac{0,46}{0,64}$	$\frac{0,36}{0,58}$	$\frac{0,30}{0,48}$		<b>45-631</b>	<b>LB-911</b>

Tolerances: Cutter Dia.: ± .001; Counterbore Dia.: ± .002. Teflon® is a registered trademark of E.I. du Pont de Nemours and Company.


Wire Strippers



Short-stop Latch protects wire strands by limiting the stripping stroke to 5/32 in. and retains the slug until the wire is ready for terminating.



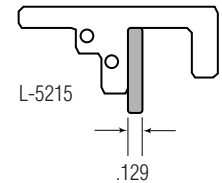
Transparent wire stop provides uniform stripping length.



Gripper Pads are available in your choice of either parallel, file or grit-type. File-type pads may be used on hard-to-grip insulations such as Kapton® and some Teflon®.

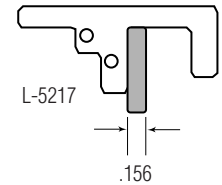
## Stationary Gripper for Red Handle Units

For 10, 12 & 14 AWG Wire



## Stationary Gripper for Black Handle Units

For 16 thru 30 AWG wire.



## Replacement Gripper Pads

For Custom Stripmaster® and Custom Steel Stripmaster® Wire Strippers			
Surface Type	Gripper Set* Cat. No.	Movable Gripper Cat. No.	Stationary Gripper (Thickness)
Grit**	LB-197	L-5212	L-5215 (.129 in.)
Grit**	LB-198†	L-5212	L-5217 (.156 in.)
File	LB-721	LB-718	LB-719 (.129 in.)
File	LB-722‡	LB-718	LB-720 (.156 in.)
Parallel	LB-730	LB-727	LB-728 (.129 in.)
Parallel	LB-731	LB-727	LB-729 (.156 in.)

## For Custom Stripmaster® Lite Wire Strippers

Surface Type	Gripper Set* Cat. No.	Movable Gripper Cat. No.	Stationary Gripper (Thickness)
Grit*	LB-1188	LB-882	LB-883 (.109 in.)
File	LB-1189	LB-1184	LB-1185 (.109 in.)
Parallel	LB-1190	LB-1186	LB-1187 (.109 in.)

\* Gripper Set includes one movable gripper, one stationary gripper.

\*\* Grit pads are standard for most Custom Stripmaster® and Custom Stripmaster® Lite products.

† Formerly L-7954

‡ Formerly L-8928. These are for use on hard-to-grip surfaces such as Kapton® and Teflon®.

Gripper pad selection depends on insulation type and user preference.

Note: For wire gauge 10-14, use .129 in. stationary gripper. For 16-30 AWG, use .156 in. gripper.

## Optional Accessories

Short Stop Latch	Cat. No.
For Custom & Custom Steel Stripmaster® Wire Strippers	L-5269
For Custom Stripmaster® Lite Wire Strippers	LB-1194

## Replacement Frame Assemblies

For Custom Stripmaster® Wire Strippers	Cat. No.
Frame only, 10-14 AWG	L-5616
Frame only, 16-30 AWG	L-5617
Frame only, 10-14 AWG, Wire Stop and Latch	L-5618
Frame only, 16-30 AWG, Wire Stop and Latch	L-5619
Frame only, 10-14 AWG, internal spring (see note)	L-9039
Frame only, 16-30 AWG, internal spring (see note)	L-9038

Note: Frames with internal springs allow additional blade penetration pressure for difficult and multi-layered insulation types.

For Custom Stripmaster® Lite Wire Strippers	Cat. No.
Frame only	LB-895
Frame only, Wire Stop and Latch	LB-896

For Custom Steel Stripmaster® Wire Strippers	Cat. No.
Frame only, 10-14 AWG	LB-1091
Frame only, 16-30 AWG	LB-1092
Frame only, 10-14 AWG, internal spring (see note)	LB-1090
Frame only, 16-30 AWG, internal spring (see note)	LB-1089

Note: Frames with internal springs allow additional blade penetration pressure for difficult and multi-layered insulation types.

Transparent Adjustable Wire Stop Assembly	Cat. No.
For Custom & Custom Steel Stripmaster® Wire Strippers	L-5270
For Custom Stripmaster® Lite Wire Strippers	LB-1195

## Custom Steel Stripmaster® Wire Strippers and Special Flat-Blades for Ribbon and Multi-Conductor Cable

Description	Blade Gap ("x") vertical height	Blade Only Cat. No.	Frame & Blade Cat. No.
Custom Steel frame only	N/A	N/A	LB-1091
Flat blade for 26 AWG (.40mm dia.) multi-conductor	.022 in.	LB-1151	45-890
Flat blade for 24 AWG (.00mm dia.) multi-conductor	.030 in.	LB-1152	45-891
Flat blade for 22 AWG (.64mm dia.) multi-conductor	.038 in.	LB-1153	45-892
Flat blade for 20 AWG (.00mm dia.) multi-conductor	.050 in.	LB-1154	45-893
Flat blade for 18 AWG (1.02mm dia.) multi-conductor	.060 in.	LB-1155	45-894
Flat blade for 16 AWG (1.29mm dia.) multi-conductor	.075 in.	LB-1156	45-895

Teflon® and Kapton® are registered trademarks of E. I. du Pont de Nemours and Company.





Custom Stripmaster® Wire Stripper and Custom Stripmaster® Lite Wire Stripper MIL-spec reference chart

Wire Specification	Custom Stripmaster®			Custom Stripmaster® Lite		
	Cat. No.	Blade Only Cat. No.	Wire Gauge	Cat. No.	Blade Only Cat. No.	Wire Gauge
MIL-W-81044/4/5/6 MIL-W-5086/1/7	45-170 45-171	L-5210 L-5211	10-14 AWG 16-26 AWG	N/A	N/A	N/A
MIL-W-81044/8/9/10 MIL-W-16878/5 MIL-W-81381/3/4	45-173 45-174 45-175	L-5562 L-5563 L-5564	10-14 AWG 16-26 AWG 26-30 AWG	45-635 45-637 45-637	LB-915 LB-917 LB-917	16-22 AWG 24-30 AWG 24-30 AWG
MIL-W-22759/32/33/44/45/46	45-1987 45-1654	45-1987-1 45-1654-1	16-26 AWG 16-26 AWG	45-2133 45-2132	45-2133-1 45-2132-1	16-24 AWG 16-24 AWG
MIL-81044/11/12/13 MIL-W-22759/34/35/41/42/43	45-1611 45-2500 45-1987	45-1611-1 45-2500-1 45-1987-1	10-14 AWG 10-14 AWG 16-26 AWG	45-2133 45-2118 45-640	45-2133-1 45-2118-1 LB-920	16-24 AWG 20-26 AWG 24-30 AWG
Raychem 44A021X, 44/051X MIL-W-16878/4 MIL-W-22759/11/12/22/23	45-176 45-1611 45-177 45-178	L-5559 45-1611-1 L-5560 L-5561	10-14 AWG 10-14 AWG 16-26 AWG 26-30 AWG	45-640	LB-920	24-30 AWG
MIL-W-81044/16/17	45-1611 45-1610	45-1611-1 45-1610-1	10-14 AWG 16-26 AWG	45-2131	45-2131-1	16-24 AWG
MIL-W-81381/1/2//6/7/8/9/10/17/21	45-1609 45-1551 45-178	45-1609-1 45-1551-1 L-5561	10-14 AWG 16-26 AWG 26-30 AWG	45-640	LB-920	24-30 AWG
MIL-W-81381/11/12/13/14/22	45-1608 45-1654 45-178	45-1608-1 45-1654-1 L-5561	10-14 AWG 16-26 AWG 26-30 AWG	45-640	LB-920	24-30 AWG
MIL-W-22759/18/19	45-1608 45-1551	45-1608-1 45-1551-1	10-14 AWG 16-26 AWG	N/A	N/A	N/A
MIL-W-81381/17/21	45-1633	45-1633-1	16-26 AWG	45-2020	45-2020-1	20-26 AWG
MIL-W-81381/18/19/20	45-1609 45-1551	45-1609-1 45-1551-1	10-14 AWG 16-26 AWG	N/A	N/A	N/A
MIL-W-22759/16/17	45-1611 45-1987	45-1611-1 45-1987-1	10-14 AWG 16-26 AWG	45-2133 45-2118	45-2133-1 45-2118-1	16-24 AWG 22-26 AWG
MIL-W-24640/19/22/23/24	45-1957	45-1957-1	14-22 AWG	N/A	N/A	N/A
MIL-W-85485/5/6/7/8	45-1925 45-1924	45-1925-1 45-1924-1	10-14 AWG 16-24 AWG	N/A	N/A	N/A
MIL-W-85485/9/10/11/12 MIL-W-85485/9/10	45-1611 45-1610	45-1611-1 45-1610-1	10-14 AWG 16-24 AWG	45-2131	45-2131-1	16-24 AWG
BMS 1360 Type 1-6, 19-21, 23-27, 33-34	45-2541 42-2543	45-2541-1 45-2543-1	10-14 AWG 16-24 AWG	45-2697	45-2697-1	16-24 AWG
BMS 1360 Type 12-18, 28-32	45-2542 45-2544	45-2542-1 45-2544-1	10-14 AWG 16-24 AWG	N/A	N/A	N/A
BMS 1360 Type 7-12	45-2565 45-2564	45-2565-1 45-2564-1	10-14 AWG 16-26 AWG	N/A	N/A	N/A
MIL-W-22759/80/81/82/91/92	45-2542 45-2544	45-2542-1 45-2544-1	10-14 AWG 16-24 AWG	45-2693 45-2692	45-2693-1 45-2692-1	16-22 AWG 20-26 AWG
MIL-W-22759/83/84/85/86/87/88/89/90	45-2541 45-2543 45-2618	45-2541-1 45-2543-1 45-2618-1	10-14 AWG 16-24 AWG 16-26 AWG	45-2685	45-2685-1	16-24 AWG

NOTE: The above blades represent the best blade for nominal conductor sizes within the wire spec. tolerance. If the conductor size is over or under the nominal dims. an alternate blade may be required. Please contact our wire stripping applications engineer at 1-800-435-0705 ext. 300 for alternate blades and for blade numbers for MIL-specs. not listed on this chart.

Wire Strippers

## Stripmaster® and Stripmaster® Lite Wire Strippers

- One-step stripping enhances productivity
- Spring-action motion increases leverage and reduces operator fatigue
- Precision-ground, knife-type blades provide clean, accurate stripping
- Sturdy die cast frame provides long-term durability
- Wire gripper holds wire securely in position
- Stripmaster® Lite designed for smaller hands – 3/4 the size of the standard Stripmaster®



Stripmaster® Wire Stripper




Stripmaster® Lite Wire Stripper

Optional Accessories



### Stripmaster® Wire Strippers and Knife-Type Blades



Specifications — Stripping Hole Diameter (Inches)											Cat. No.	Replacement Blades (Pair) Cat. No.	
Wire Size AWG													
8	10	12	14	16	18	20	22	24	26	28	30		
.159	.141	.106										45-090* or 45-290**	L-4419
	.144	.105	.085	.073	.073							45-091	L-4420
	.144	.113	.090	.072	.061	.048	.048					45-092* or 45-292**	L-4421
			.090	.072	.061	.039	.039					45-093	L-4422
				.072	.061	.048	.039	.032	.026			45-097	L-4994
						.048	.039	.032	.026	.021	.016	45-098	L-5361
.198	.167			.062	.055							45-099	L-8763

\*Boxed \*\*Blister Card

Tolerances A.001 -.005

### Stripmaster® Lite Wire Strippers and Knife-Type Blades

Specifications — Stripping Hole Diameter (Inches)												Cat. No.	Replacement Blades (Pair) Cat. No.	
Wire Size AWG														
12	14	16	18	20	22	24	26	28	30	16/18	20/22	Cutting Edge		
		.072	.061	.048	.039								45-671	LB-1001
						.032	.026	.021	.016				45-672	LB-1002
.113	.090	.072	.061 (All stranded wire)										45-673	LB-1003
.096	.085	.073	.061 (12 & 14 Solid wire, 16 & 18 Stranded wire)										45-674	LB-1004
										.072	.048	.250 Wide	45-675	LB-1005

Tolerances A.001 -.005

### Coax Stripmaster® Wire Strippers and Blades



Description	Coax Cable Type (RGU)	Repl. Blade Cat. No.	Cat. No.
Coax Stripmaster® for RG-6	RG-6	LB-740	45-262
Coax Stripmaster® for RG-58	RG-58	LB-742	45-264
Coax Stripmaster® for RG-59	RG-59	LB-743	45-265
Coax Stripmaster® for RG-62	RG-62	LB-744	N/A
Coax Stripmaster® for RG-6 QuadShield	RG-6 QuadShield	LA-3953	45-282

Coaxial Cables: two-step strip for termination, jacket and dielectric.

Replacement Frame Assemblies	Cat. No.
For Stripmaster® Wire Strippers	L-5620
For Stripmaster® Lite Wire Strippers	LB-1421

### Stripmaster® Wire Strippers with Rectangular Holes

Description	Cat. No.	Replacement Blades (Pair) Cat. No.
For Flat Telephone Cable (.60 in. or 1.52mm)	N/A	LB-1155
For European Flat Lamp Cord	45-089	L-8762
For SP-SPT Lamp Cord	45-095*	L-4452

\*Also strips 2- and 3-conductor low-voltage wire used in G.E. and Touchplate remote control wiring system.

Optional Accessories	Cat. No.
Transparent Adjustable Wire Stop (for Stripmaster® Wire Strippers)	L-5270
Transparent Adjustable Wire Stop (for Stripmaster® Lite Wire Strippers)	LB-1195
Replacement Moveable Gripper	L-1953



### Stripmaster® Wire Strippers and Knife-Type Blades

Specifications — Stripping Hole Diameter (mm)												Cat. No.	Replacement Blades (Pair) Cat. No.	Replacement Frame Cat. No.	
Wire Size AWG															
8	10	12	14	16	18	20	22	24	26	28	30				
4	3.6	2.7											45-090 or 45-290	L-4419	L-5620
	3.6	2.7	2.2	1.8									45-091	L-4420	L-5620
	3.6	2.9	2.3	1.8	1.5	1.2							45-092 or 45-292-241*	L-4421	L-5620
			2.3	1.8	1.5	1.2	1						45-093	L-4422	L-5620
				1.8	1.5	1.2	1	0.8	0.7				45-097	L-4994	L-5620
						1.2	1	0.8	0.7	0.5	0.4		45-098	L-5361	L-5620
5	4.2			1.6	1.4								45-099	L-8763	L-5620

\*Boxed

Tolerances A.001 -.005

### Stripmaster® Lite Wire Strippers and Knife-Type Blades

Specifications — Stripping Hole Diameter (mm)													Cat. No.	Replacement Blades (Pair) Cat. No.	Replacement Frame Cat. No.	
Wire Size AWG																
12	14	16	18	20	22	24	26	28	30	16/18	20/22	Cutting Edge				
		1.8	1.5	1.2	1									45-671	LB-1001	LB-1421
						0.8	0.7	0.5	0.4					45-672	LB-1002	LB-1421
2.9	2.3	1.8	1.5 (All stranded wire)											45-673	LB-1003	LB-1421
2.4	2.2	1.9	1.5 (12 & 14 Solid wire, 16 & 18 Stranded wire)											45-674	LB-1004	LB-1421
										1.8	1.2	6.4 wide		45-675	LB-1005	LB-1421

### Stripmaster® Wire Strippers and Knife-Type Blades for Metric Wire

Specifications — Stripping Hole Diameter (mm)														Cat. No.	Replacement Blades (Pair) Cat. No.	Replacement Frame Cat. No.
Wire Size (mm²)																
0.05	0.1	0.15	0.22	0.34	0.5	0.75	1	1.5	2.5	4	6	8	10			
												4.3	5	45-090-341 or 45-290-341*	L-4419M	LA-2358
						1.3	1.6	1.9	2.4	3	3.6			45-092-341 or 45-292-341*	L-4421M	LA-2358
0.6	0.7	0.8	0.9	1	1.1									45-098-341 or 45-298-341*	L-5361M	LA-2358

\*Boxed

Tolerances A.001 -.005

### Stripmaster® Lite Wire Strippers and Knife-Type Blades for Metric Wire

Specifications — Stripping Hole Diameter (mm)										Cat. No.	Replacement Blades (Pair) Cat. No.	Replacement Frame Cat. No.			
Wire Size (mm²)															
0.05	0.1	0.15	0.22	0.34	0.5	0.75	1	1.5							
					1	1.1	1.3	1.6	1.9				45-671-341	LB-1001M	H-2909
0.6	0.7	0.8	0.9										45-672-341	LB-1002M	H-2909

Free Application Engineering Service and made-to-order Custom Stripmaster® and Stripmaster® Wire Strippers are available. Contact IDEAL INDUSTRIES, INC. for complete information at 1-800-435-0705.

Wire Strippers

## Hand Tools

### ***IDEAL hand tools offer a complete lineup that includes...***

- Insulated Hand Tools  
(Pages C-42 – C-45)
- Pliers - Dipped grip and Smart-Grip™  
(Pages C-16 – C-23)
- Screwdrivers  
(Pages C-24 – C-29)
- Cable Cutters  
(Page C-30)
- Crimpers & BX Cutters  
(Page C-32)
- Measuring tapes, knives, tapping tools,  
conduit deburring tools, levels, etc.  
(Pages C-32 – C-33)
- Tool Kits  
(Pages C-34 – C-37)




# LASERedge™

LASERedge™ pliers use high carbon, 1080 steel, which provides extra strength and hardness without sacrificing flexibility. It is one of the reasons our tools outperform the competition in performance

and durability. All of our LASERedge tools have laser-hardened blades and teeth, which are more precise and provide better durability for strenuous applications like cutting steel or ACSR.



Hand Tools




Laser-hardened blades and teeth last four times longer

Full polish for maximum corrosion resistance

Custom hardened tool steel for durability




Cross-hatched jaws so wires won't slip when pulling



Textured Santoprene™ slip resistant grip (Dipped handles also available. See part # list.)



FastFinder™ letter identification on the inside of our handles provides quick identification, even by touch



### Blade Design

LASERedge pliers feature "knife-to-anvil" cutting blades for long life. (Ideal for cutting screws, nails, hardened wire and ACSR)



Diagonal



Long Nose



Tongue & Groove



Cable Cutter




Crimper





## Side-Cutting Pliers




- Drop-forged, high-carbon steel construction withstands toughest applications
- Knife-to-anvil blades never need resharpening
- Cuts hardened wire, bolts and ACSR
- Laser-hardened blades and serrated jaws for long-term durability
- High-leverage design provides 40% more cutting power
- Unique reverse rivet protects smooth action of plier movement
- Vinyl-coated, comfort-grip handles for a secure grip



Description (Smart-Grip™ Handles)	Cat. No.
9-1/4 in. New England nose high-leverage w/fish tape puller	<b>35-3012</b>
9-1/4 in. New England nose high-leverage w/crimping die	<b>30-3430</b>
Description (Dipped Handles)	Cat. No.
8-1/2 in. New England nose high-leverage w/crimping die	<b>30-420</b>
9-1/4 in. New England nose high-leverage w/fish tape puller	<b>35-012</b>
9-1/4 in. New England nose high-leverage w/crimping die	<b>30-430</b>
9-1/4 in. New England nose high-leverage w/box joint	<b>35-013</b>

## Premium Electrician's Side-Cutting Pliers



All of the features of the Side-Cutting Pliers plus:

- Mirror-polished finish to maintain premium appearance
- Double-dipped grips for extra cushioning comfort

Description (Dipped Handles)	Cat. No.
9-1/4 in. New England high-leverage w/fish tape puller and crimping die	<b>30-435</b>


# LASERedge™

## Diagonal-Cutting Pliers



8" Diagonal

35-3028



w/Angled Head

35-029




Hand Tools


- Drop-forged, high-carbon steel construction withstands toughest applications
- Knife-to-anvil blades never need resharpening
- Laser-hardened blades cut hardened wire, bolts and ASCR
- Vinyl-coated, comfort-grip handles for a secure grip
- High-leverage design provides 40% more cutting power
- Models 35-029 and 35-3029 feature a convenient angled head for hard-to-reach areas and rocking out nails

Description (Smart-Grip™ Handles)	Cat. No.
8 in. High-leverage Diagonal	35-3028
8 in. High-leverage Diagonal w/angled head	35-3029
Description (Dipped Handles)	Cat. No.
6 in. High-leverage Diagonal	35-026
7 in. High-leverage Diagonal	35-027
8 in. High-leverage Diagonal	35-028
8 in. High-leverage Diagonal w/angled head	35-029

## Long-Nose Pliers



35-3038



35-039



- Narrow profile head designed for working in tight areas
- Serrated jaws provide secure gripping surface
- Drop-forged, high-carbon steel construction
- Knife-to-anvil blades never need resharpening
- Laser-hardened blades cut hardened wire, bolts and ASCR
- Vinyl-coated, comfort-grip handles for a secure grip

Description (Smart-Grip™ Handles)	Cat. No.
7-3/4 in. Long Nose w/Cutter	35-3037
8-1/2 in. Long Nose w/Cutter	35-3038
Description (Dipped Handles)	Cat. No.
6 in. Long Nose w/Cutter	35-036
7-3/4 in. Long Nose w/Cutter	35-037
8-1/2 in. Long Nose w/Cutter	35-038
8-1/2 in. w/Cutter & stripping holes for 12 & 14 AWG wire	35-039



## Tongue and Groove Pliers



35-3430



35-460




- Patented undercut tongue and groove design ensures solid grip
- Patented reinforced flange protects against breakage
- Laser-hardened teeth remain sharp longer
- Drop-forged, high-carbon steel construction
- Vinyl-coated, comfort-grip handles for a secure grip

Description (Smart-Grip™ Handles)	Jaw Opening (Inches)	Cat. No.
9-1/2 in. Tongue & Groove Pliers	1-1/2	35-3420
10 in. Tongue & Groove Pliers	2	35-3430
Description (Dipped Handles)	Jaw Opening (Inches)	Cat. No.
6-1/2 in. Tongue & Groove Pliers	7/8	35-426
9-1/2 in. Tongue & Groove Pliers	1-1/2	35-420
10 in. Tongue & Groove Pliers	2	35-430
12 in. Tongue & Groove Pliers	2-1/4	35-440
16 in. Tongue & Groove Pliers	4-1/4	35-460

## Cable Cutters



35-3052



35-052



- Drop-forged, high-carbon steel construction
- Precision-ground, hardened cutting edges provide accurate cuts without cable distortion
- Designed for maximum leverage with minimum effort
- Cuts 2/0 copper and 4/0 aluminum (not for use on ACSR)
- Vinyl-coated, comfort-grip handles

Description (Smart-Grip™ Handles)	Cat. No.
9-1/2 in. Cable Cutter	35-3052
Description (Dipped Handles)	Cat. No.
9-1/2 in. Cable Cutter	35-052

## Multi-Crimp Tools



30-3429



30-429



- Crimps bare or insulated terminals and splices on 10 to 22 AWG wire
- Knife-to-anvil blades never need resharpening
- Excellent leverage for easy crimping and cutting
- Drop-forged, high-carbon steel construction
- Vinyl-coated handles provide a solid, comfortable grip

Description (Smart-Grip™ Handles)	Cat. No.
9-3/4 in. Multi-Crimp Tool	30-3429
Description (Dipped Handles)	Cat. No.
9-3/4 in. Multi-Crimp Tool	30-429



**WireMan™ pliers provide professional results for everyday use. These tools are the workhorse of electrical pliers; they are rugged yet precise, providing exceptional durability, easy cutting and a lifetime of quality use.**



Hand Tools



Large head for extra strength

High leverage rivet requires less cutting force

Cross-hatched jaws so wires won't slip when pulling

Custom hardened tool steel for durability

Textured Santoprene™ slip resistant grip (Dipped handles also available. See part # list.)

FastFinder™ letter identification on the inside of our handles provides quick identification, even by touch



**Blade Design**

WireMan pliers feature “knife-to-knife” cutting blades for easy cuts.



**Diagonal**



**Long Nose**



**Tongue & Groove**



**Cable Cutter**



**Crimper**



## Side-Cutting Pliers



30-4430



35-5012



- Custom tool steel for durability
- High leverage pivot requires less cutting force
- Sharp, knife-to-knife blades for easy cutting
- Induction hardened teeth for long life
- Cross-hatched jaws so wires won't slip when pulling
- Ergonomic handles for comfortable, all-day use

Description (Smart-Grip™ Handles)	Cat. No.
7 in. Cutting Pliers	30-4419
8 in. Side-Cutting Pliers	30-4420
9-1/4 in. Side-Cutting Pliers	35-4012
9-1/4 in. Side-Cutting Pliers w/Crimp and Fish Tape Puller	30-4430
Description (Dipped Handles)	Cat. No.
7 in. Cutting Pliers	30-5419
8 in. Side-Cutting Pliers	30-5420
9-1/4 in. Side-Cutting Pliers	35-5012
9-1/4 in. Side-Cutting Pliers w/Crimp and Fish Tape Puller	30-5430

## Diagonal-Cutting Pliers



35-4028



35-5029




- Custom tool steel for durability
- High leverage pivot requires less cutting force
- Sharp, knife-to-knife blades for easy cutting
- Induction hardened teeth for long life
- Ergonomic handles for comfortable, all-day use

Description (Smart-Grip™ Handles)	Cat. No.
6 in. Diagonal-Cutting Pliers	35-4026
8 in. Diagonal-Cutting Pliers	35-4028
8 in. Diagonal-Cutting Pliers w/Angled Head	35-4029
Description (Dipped Handles)	Cat. No.
6 in. Diagonal-Cutting Pliers	35-5026
8 in. Diagonal-Cutting Pliers	35-5028
8 in. Diagonal-Cutting Pliers w/Angled Head	35-5029



### Long-Nose Pliers



35-4038



35-5035



- Custom tool steel for durability
- High leverage pivot requires less cutting force
- Sharp, knife-to-knife blades for easy cutting
- Induction hardened teeth for long life
- Cross-hatched jaws so wires won't slip when pulling
- Ergonomic handles for comfortable, all-day use

Description (Smart-Grip™ Handles)	Cat. No.
6 in. Long-Nose Pliers w/Strip & Crimp	35-4035
6 in. Long-Nose Pliers	35-4036
8 in. Long-Nose Pliers	35-4038
Description (Dipped Handles)	Cat. No.
6 in. Long-Nose Pliers w/Strip & Crimp	35-5035
6 in. Long-Nose Pliers	35-5036
8 in. Long-Nose Pliers	35-5038

### Tongue and Groove Pliers



35-4430



35-5430




- Custom tool steel for durability
- Ergonomic handles for comfortable, all-day use

Description (Smart-Grip™ Handles)	Cat. No.
10 in. Tongue & Groove Pliers	35-4430
Description (Dipped Handles)	Cat. No.
10 in. Tongue & Groove Pliers	35-5430




## Multi-Crimp Tools



30-4429

- Custom tool steel for durability
- High-leverage pivot requires less force
- Ergonomic handles for comfortable, all-day use



30-5431



Description (Smart-Grip™ Handles)	Cat. No.
9-1/4 in. Multi-Crimp Tool	30-4429
9-1/4 in. Multi-Crimp Tool - Bare Terminals	30-4431
Description (Dipped Handles)	Cat. No.
9-1/4 in. Multi-Crimp Tool	30-5429
9-1/4 in. Multi-Crimp Tool - Bare Terminals	30-5431

## Cable Cutters



35-4052

- Custom tool steel for durability
- High-leverage pivot requires less force
- Sharp, knife-to-knife blades for easy cutting
- Induction hardened teeth for long life
- Ergonomic handles for comfortable, all-day use



35-5052



Description (Smart-Grip™ Handles)	Cat. No.
9 in. 2/0 Cable Cutter	35-4052
Description (Dipped Handles)	Cat. No.
9 in. 2/0 Cable Cutter	35-5052

## Tenite Grips

- Fits LASERedge™ and WireMan™ Pliers
- Not insulated from electrical shock



Description	Cat. No.
Replacement grips for 6 in. pliers (one pair)	35-006
Replacement grips for 7 in. pliers (one pair)	35-007
Replacement grips for 8 in. or 9 in. pliers (one pair)	35-008

## Twist-a-Nut™ Screwdriver/Nutdriver

Textured Santoprene™ grip provides excellent torque and resists perspiration, water, oil and chemicals

Six torsion bars provide exceptional grip

Accu-Loop™ Wire Looping Hole

(Image actual size.)

Patented Wire-Nut® Wrench accepts a wide variety of connectors.



Accu-Loop™ Wire Looping holes

Patented Wire-Nut® Wrench accepts a wide variety of IDEAL wire connectors (and others) including:



## 9-in-1 Ratch-a-Nut™ Screwdriver



- Ratcheting wire connector wrench prevents finger fatigue and gets in tight spots
- Premium screwdriver ratchet mechanism can handle high torque without failure
- Ergonomic, slip-free comfort grip
- Accepts Twist-a-Nut™ replacement bits
- Includes: 1/4 in. and 3/16 in. slotted, #1 & #2 Phillips, 1/4 in., 5/16 in., 7/16 in. nutdrivers, ratcheting screwdriver end, ratcheting wire connector wrench and wire-looping hole in handle

Description	Cat. No.
9-in-1 Ratch-a-Nut™ Screwdriver	35-988

## 7-in-1 Twist-a-Nut™ Screwdriver/Nutdrivers

- Includes universal Wire-Nut® Wire Connector Wrench in handle to help install twist-on wire connectors
- Includes wire-looping hole in handle
- Includes #1 & #2 Phillips, 1/4 in. & 3/16 in. slotted, 1/4 in. & 5/16 in. Nutdriver
- #35-909 includes #1 & #2 Square Recess in place of #1 & #2 Phillips
- Twist-a-Nut™ handle is interchangeable with new conduit deburrer head (#35-096) and 6-in-1 Tap Tool (#35-922)



Description	Cat. No.
7-in-1 Twist-a-Nut™ Screwdriver/Nutdriver	35-908
7-in-1 Twist-a-Nut™ Screwdriver/Nutdriver with square tip	35-909

## Replacement Bits (for both Ratch-a-Nut™ and Twist-a-Nut™)

Description	Cat. No.
1/4 in. slotted – #2 Phillips	35-911
3/16 in. slotted – #1 Phillips	35-912
1/4 in. slotted – #2 Square Recess	35-913
3/16 in. slotted – #1 Square Recess	35-914
#15 & #10 Torx®	35-915

Torx® is a trademark of Camcar division of Textron, Inc.

## Twist-a-Nut™ Pro Electrician's Screwdrivers



- Convenient Wire-Nut® Wrench in end of handle
- Wire-looping hole in handle
- Vapor-blasted tip prevents plate chipping
- Tough, chrome vanadium steel shank
- Precision ground tip provides secure fit in screw slot



Description	Cat. No.
#2 x 4 in. Phillips	30-332
1/4 in. x 4 in. Slotted	30-331
1/4 in. x 6 in. Slotted Cabinet Tip	30-333
#2 x 6 in. Robertson	30-330

## 6-in-1 Twist-a-Nut™ Tapping Tool



- Forms new threads, re-forms burred threads and cleans out obstructions
- Reversible, high-carbon tap with three clearly marked thread sizes on each end
- Handle is interchangeable with 7-in-1 Screwdriver (35-908) and Conduit Deburrer (35-083)

Description	Cat. No.
Twist-a-Nut™ Tapping Tool includes: 6-32, 8-32 & 10-32 on one tapping side, 10-24, 12-24 & 1/4-20 on the other	35-922
Twist-a-Nut™ Shaft assembly includes: Collar, 35-422 & 35-423	35-923

## Twist-a-Nut™ Conduit Deburring Tools



Accu-Loop™ wire looping holes

- Deburrs inside and outside edges of 1/2 in., 3/4 in. and 1 in. thin wall conduit
- Hooded tip tightens EMT fitting set screws without slipping
- Square tip "seats" much more quickly on fitting screws than slotted version
- Head removes and is interchangeable with IDEAL 7-in-1 Twist-a-Nut™ Screwdriver shaft (#35-908)
- Head can be used in drill or cordless screwdriver
- Universal Wire-Nut® Wire Connector Wrench in handle end eases installation of twist-on connectors
- Lifetime guarantee (excludes blades)



Description	Cat. No.
Conduit Deburring Tool, slotted tip	35-083
Conduit Deburring Tool - head only, slotted tip	35-096
Conduit Deburring Tool - #2 square tip	35-075
Conduit Deburring Tool - head only, #2 square tip	35-098
Replacement Blades (2/pack)	35-097

## Twist-a-Nut™ Conduit Wiring Kit


- Includes Twist-a-Nut™ Screwdriver (35-908), Twist-a-Nut™ Deburring Head-Square Tip (35-098), Twist-a-Nut™ Tap Tool Shaft (35-923), Three Spare Bits (1/4 in. slotted & #2 square, 3/16 in. slotted & #1 square, #10 & #15 Torx®), 8-Pocket Carrying Pouch (35-927)
- Nylon carrying pouch holds all three Twist-a-Nut™ tools plus room for four replacement bits or taps
- Strong easy-slide metal belt clip



Description	Cat. No.
Twist-a-Nut™ Combo Pack	35-926
Twist-a-Nut™ Carrying Pouch only	35-927

## Cushioned-Grip Screwdrivers

Hand Tools



(Image actual size.)

### 8-Piece Screwdriver Set

**Includes:**

- 1/4 in. x 6 in. HD Cabinet
- 1/4 in. x 4 in. Square Shank HD Keystone
- 1/4 in. x 4 in. HD Keystone
- 5/16 in. x 6 in. Keystone
- 3/16 in. x 3 in. Cabinet
- 3/16 in. x 6 in. Cabinet
- Phillips #1 x 3 in.
- Phillips #2 x 4 in.



Description	Cat. No.
8-Piece Screwdriver Set	35-298

### 5-Piece Screwdriver Set

**Includes:**


- 1/4 in. x 6 in. HD Cabinet
- 1/4 in. x 4 in. Square Shank HD Keystone
- 5/16 in. x 6 in. Keystone
- 3/16 in. x 6 in. Cabinet
- Phillips #2 x 4 in.



Description	Cat. No.
5-Piece Screwdriver Set	35-297



## Slotted Heavy-Duty w/Keystone Tip



- Larger shank for heavy-duty applications
- Identification mark on ends
- Vapor-blasted tip prevents plate chipping
- Precision ground tip provides secure fit in screw slot
- Square-shank models offer wrench-assisted turning
- Tough, chrome vanadium steel shank
- Cushioned rubber grips



Square Shank	Blade Length	Total Length	Cat. No.
1/4 in. Shank and tip	4 in.	8-3/8 in.	<b>35-154</b>
5/16 in. Shank and tip	6 in.	11 in.	<b>35-156</b>
3/8 in. Shank and tip	8 in.	13 in.	<b>35-158</b>

Round Shank	Blade Length	Total Length	Cat. No.
1/4 in. Shank and tip	1 in.	3-3/8 in.	<b>35-161</b>
1/4 in. Shank and tip	4 in.	8-3/8 in.	<b>35-164</b>
5/16 in. Shank and tip	6 in.	11 in.	<b>35-166</b>
3/8 in. Shank and tip	8 in.	13 in.	<b>35-168</b>


## Slotted Heavy-Duty w/Cabinet Tip



- Large diameter shank for tough applications
- Identification marks on ends
- Vapor-blasted tip prevents plate chipping
- Precision ground tip provides secure fit in screw slot
- Nickel-chrome plating for corrosion resistance
- Tough, chrome vanadium steel shanks
- Cushioned rubber grip

Description	Blade Length	Total Length	Cat. No.
1/4 in. Shank and tip	4 in.	8-3/8 in.	<b>35-150</b>
1/4 in. Shank and tip	6 in.	10-3/8 in.	<b>35-151</b>
1/4 in. Shank and tip	8 in.	12-3/8 in.	<b>35-152</b>
1/4 in. Shank and tip	10 in.	14-3/8 in.	<b>35-153</b>

## Slotted Keystone Tip



- Vapor-blasted tip prevents plate chipping
- Identification mark on ends
- Precision ground tip provides secure fit in screw slot
- Nickel-chrome plating for corrosion resistance
- Tough, chrome vanadium steel shank
- Cushioned rubber grips

Description	Blade Length	Total Length	Cat. No.
1/4 in. Shank and tip	3 in.	7-3/8 in.	<b>35-173</b>
1/4 in. Shank and tip	6 in.	10-3/8 in.	<b>35-176</b>
1/4 in. Shank and tip	8 in.	12-3/8 in.	<b>35-178</b>
1/4 in. Shank and tip	10 in.	14-3/8 in.	<b>35-180</b>


## Slotted Cabinet Tip



- Vapor-blasted tip prevents plate chipping
- Identification mark on ends
- Precision ground tip provides secure fit in screw slot
- Nickel-chrome plating for corrosion resistance
- Tough, chrome vanadium steel shank
- Cushioned rubber grip

Description	Blade Length	Total Length	Cat. No.
3/16 in. Shank and tip	3 in.	6-3/4 in.	<b>35-183</b>
3/16 in. Shank and tip	4 in.	7-3/4 in.	<b>35-184</b>
3/16 in. Shank and tip	6 in.	9-3/4 in.	<b>35-186</b>
3/16 in. Shank and tip	8 in.	11-3/4 in.	<b>35-188</b>
3/16 in. Shank and tip	10 in.	13-3/4 in.	<b>35-190</b>


## Phillips



- Vapor-blasted tip prevents plate chipping
- Identification mark on ends
- Nickel-chrome plating for corrosion resistance
- Tough, chrome vanadium steel shank
- Cushioned rubber grip

Description	Blade Length	Total Length	Cat. No.
#1 Tip Phillips	3 in.	6-3/4 in.	<b>35-193</b>
#2 Tip Phillips	1 in.	3-3/8 in.	<b>35-191</b>
#2 Tip Phillips	4 in.	8-3/8 in.	<b>35-194</b>
#2 Tip Phillips	6 in.	10-3/8 in.	<b>35-195</b>
#3 Tip Phillips	6 in.	11 in.	<b>35-196</b>


## Quick-Rotating



- Ideal for threading screws in switches, fixtures and anchors
- Identification mark on ends
- One-handed crank action for quick and easy use
- Vapor-blasted tip prevents plate chipping
- Precision-ground tip provides secure fit in screw slot
- Nickel-chrome plating for corrosion resistance
- Tough, chrome vanadium steel shank
- Cushioned rubber grip

Description	Total Length	Cat. No.
3/16 in. Shank and Tip	8-3/4 in.	<b>35-200</b>
#2 Phillips Tip and 1/4 in. Shank	9-3/4 in.	<b>35-203</b>


## Square Head



- Precise tip for square-recess screws
- Color-coded handle for easy identification
- Nickel-chrome plating for corrosion resistance
- Tough, chrome vanadium steel shank
- Cushioned rubber grip

Description	Color Code	For Screw Sizes	Cat. No.
#0 x 4 in.	Yellow	3, 4	<b>35-690</b>
#1 x 4 in.	Green	5, 6, 7	<b>35-691</b>
#1 x 8 in.	Green	5, 6, 7	<b>35-692</b>
#2 x 4 in.	Red	8, 9, 10	<b>35-693</b>
#2 x 8 in.	Red	8, 9, 10	<b>35-694</b>
#3 x 4 in.	Black	12, 14	<b>35-695</b>
#3 x 8 in.	Black	12, 14	<b>35-696</b>

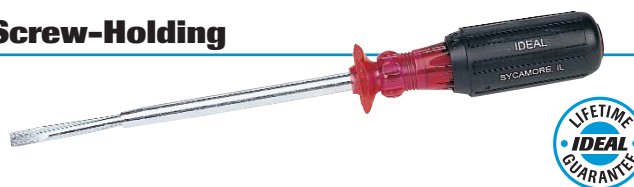
## Awl



- Heavy-duty construction for piercing, punching and scribing
- Identification mark on end
- Cushioned rubber grip

Description	Blade Length	Total Length	Cat. No.
Awl	3 in.	6-3/4 in.	<b>35-202</b>

## Screw-Holding




- Split blade wedges into screw slot when collar is extended
- Holds screw in place when installing in hard-to-reach locations
- Tough, chrome vanadium steel shank and comfort grip handle

Description	Blade Length	Total Length	Cat. No.
3/16 in.	4 in.	8 in.	<b>35-404</b>
3/16 in.	6 in.	10 in.	<b>35-406</b>
3/16 in.	8 in.	12 in.	<b>35-408</b>

## Nutmaster® Nutdrivers




- Long, hollow shank handles longer bolts
- Identification and color coding on ends
- Nickel/chrome plated to resist rust and corrosion
- Cushioned rubber grips
- Models 35-292 and 35-295 fit Twister® Wire Connectors



Description	Shaft Length	Color	Cat. No.
3/16 in.	3-1/4 in.	Black	<b>35-290</b>
1/4 in.	3-1/4 in.	Red	<b>35-291</b>
5/16 in.	3-1/4 in.	Yellow	<b>35-292</b>
11/32 in.	3-1/4 in.	Green	<b>35-293</b>
3/8 in.	3-1/4 in.	Blue	<b>35-294</b>
7/16 in.	4 in.	Brown	<b>35-295</b>
1/2 in.	4 in.	Red	<b>35-296</b>

## Slim Electronics



- Designed for maximum handling comfort when working in tight areas
- Tough, chrome vanadium steel shank
- Phosphate tip for longer wear life
- Rotating cap for optimum control for precise centering
- Color-coded cap for easy identification



Description	Style	Blade Length	Cat. No.
3/32 in.	Cabinet Tip	2-1/2 in.	<b>36-240</b>
3/32 in.	Cabinet Tip	3 in.	<b>36-241</b>
1/8 in.	Cabinet Tip	4 in.	<b>36-242</b>
1/8 in.	Cabinet Tip	6 in.	<b>36-243</b>
5/32 in.	Cabinet Tip	4 in.	<b>36-244</b>
5/32 in.	Cabinet Tip	6 in.	<b>36-245</b>
#0 - 1/8 in.	Phillips head	2-1/2 in.	<b>36-246</b>
7-Piece Set includes one each of 36-240 thru 36-246			<b>36-248</b>
4-Piece Set includes one each of 36-240, -241, -242 & -246			<b>36-249</b>

## 7-Piece Nutdriver Set

### Includes:

- 3/16 in. x 3-1/4 in.
- 1/4 in. x 3-1/4 in.
- 5/16 in. x 3-1/4 in.
- 11/32 in. x 3-1/4 in.
- 3/8 in. x 3-1/4 in.
- 7/16 in. x 4 in.
- 1/2 in. x 4 in.



Description	Cat. No.
7-Piece Nutdriver Set	<b>35-299</b>

## 10-in-1 Screwdriver/Nutdriver

- Includes 1/4 in. slotted, #2 Phillips, 3/16 in. slotted, #1 Phillips, #1 & #2 square recess, #15 and #10 Torx® and 5/16 in. & 1/4 in. Nutdriver
- Cushion grip for comfort and performance



Description	Cat. No.
10-in-1 Screwdriver/Nutdriver	<b>35-910</b>

### Replacement Bits (for 10-in-1 Screwdriver)

Description	Cat. No.
1/4 in. slotted - #2 Phillips (2/pack)	<b>35-940</b>
3/16 in. slotted - #1 Phillips (2/pack)	<b>35-941</b>
#1 & #2 Square Recess (2/pack)	<b>35-942</b>
#15 & #10 Torx® (2/pack)	<b>35-943</b>

*Torx® is a trademark of Camcar division of Textron, Inc.*

## 5-in-1 Screwdriver/Nutdriver

- Contains: 5/16 in. nutdriver, #1 Phillips, #2 Phillips, 9/32 in. slotted and 3/16 in. slotted
- Cushion grip for performance and comfort



Description	Cat. No.
5-in-1 Screwdriver/Nutdriver	<b>35-905</b>


### Replacement Bits (for 5-in-1 Screwdriver)

Description	Cat. No.
#1 Phillips - 3/16 in. slotted	<b>LA-4123</b>
#2 Phillips - 9/32 in. slotted	<b>LA-4124</b>

## PowerBlade™ Cable Cutter



(Drill not included)



(Folding handle for storage.)

- Extremely versatile: fits almost any drill (12V minimum)
- Cuts up to 750 MCM hard - drawn copper, 1000 MCM aluminum\*
- Heavy-duty gears and specially hardened blades for professional quality
- Rounded blade design minimizes cable distortion during cutting
- No need to mess with battery packs or special chargers; this tool works with the drill you already carry!

Description	Cat. No.
PowerBlade™ Cable Cutter	<b>35-078</b>
PowerBlade™ Replacement Handle	<b>K-8947R</b>
PowerBlade™ Replacement Blades (pair)	<b>K-8906R</b>
PowerBlade™ Replacement Torque Arm Assembly	<b>K-8909</b>
PowerBlade™ Replacement Carrying Case	<b>K-8926</b>

\*Max. Jaw Opening - 2 in. Not for cutting steel or ASCR.

## Long-Arm Cable Cutters

- High strength forged blades for ultimate durability
- Precision-ground jaws make clean cuts with minimal cable distortion
- Replaceable blades
- For copper and aluminum only. Not designed for steel or ASCR.



Description	Length	Cat. No.
250 MCM Long-Arm Cable Cutter	14 in.	<b>35-031</b>
500 MCM Long-Arm Cable Cutter	22 in.	<b>35-032</b>
1000 MCM Long-Arm Cable Cutter	32 in.	<b>35-033</b>
Replacement Head – 250 MCM (for 35-031)	—	<b>35-031B</b>
Replacement Head – 500 MCM (for 35-032)	—	<b>35-032B</b>
Replacement Head – 1000 MCM (for 35-033)	—	<b>35-033B</b>

**CAUTION: Comfort-grip handles are not designed for protection against electrical shock. Do not use on live circuits.**

## Ratcheting Cable Cutter

- Cuts hard drawn copper up to 400 KCMIL (MCM) and soft copper, aluminum and multiple conductor cable up to 600 KCMIL (MCM)
- Hardened steel blades ensure consistent cuts and long-term durability
- Rounded blade design minimizes cable distortion during cutting
- Quick release mechanism simplifies blade back-out
- Locking mechanism keeps handles closed for easy storage



Description	Cat. No.
400 KCMIL (MCM) Ratcheting Cable Cutter*	<b>35-056</b>
Replacement blade (moveable side only)	<b>35-085</b>

\*Max. Jaw Opening - 1.375 in. Not for cutting steel or ASCR.

## Ratcheting Cable Cutter

- 750 KCMIL Ratcheting Cable Cutter is designed to cut 750 KCMIL (MCM) and smaller hard-drawn copper and aluminum cables
- Hardened steel blades ensure consistent cuts and long-term durability
- Rounded blade design minimizes cable distortion during cutting
- Quick release mechanism simplifies blade back-out
- Locking mechanism keeps handles closed for easy storage
- Molded-in foot provides stability and leverage when making multiple cuts



Description	Cat. No.
750 KCMIL (MCM) Ratcheting Cable Cutter*	<b>35-053</b>
Replacement blade (moveable side only)	<b>35-057</b>

\*Max. Jaw Opening - 2 in. Not for cutting steel or ASCR.

## Telco Ratcheting Cable Cutters

- Telco Ratcheting Cable Cutter jaw cuts up to 2,700 pair telephone cable and Stalpath® type communications cable
- Hardened steel blades ensure consistent cuts and long-term durability
- Rounded blade design minimizes cable distortion during cutting
- Quick release mechanism simplifies blade back-out
- Locking mechanism keeps handles closed for easy storage
- Molded-in foot provides stability and leverage when making multiple cuts




Description	Cat. No.
Telco Ratcheting Cable Cutter*	<b>35-055</b>
Replacement blade (moveable side only)	<b>35-054</b>

\*Max. Jaw Opening - 3 in. Not for cutting steel or ASCR.

1-800-435-0705 for Customer Service



## Mechanical Indentor and Crimp Tool



- Use with aluminum (6 AWG to 4/0) and copper (8 AWG to 250 KCMIL) wires
- Adjustable crimping nests with clearly marked gauges
- Lightweight and easy to operate
- Rugged cast steel construction for long-term durability
- Connections are UL Listed when using this tool with IDEAL Non-Insulated Terminals (#8 - #4 AWG).

Description	Cat. No.
Mechanical Indentor	88-843


## Heavy-Duty Crimp Tool



- Crimp nests for 2, 4, 6 or 8 AWG and 8-38 mm<sup>2</sup> uninsulated terminals
- Rotating crimp nests eliminate costly die changes
- Decimal and metric wire sizes clearly marked on each crimp nest
- Comfort-grip handles for a secure grip
- Connections are UL Listed when using this tool with IDEAL Non-Insulated Terminals (#8 - #4 AWG).

Description	Cat. No.
Heavy-Duty Crimp Tool	83-005


## Crimp Tool



- Crimps all IDEAL crimp sleeves
- Excellent leverage for right-angle, double-indent crimps
- Cuts and twists wire
- Vinyl-coated handles provide a solid, comfortable grip

Description	Cat. No.
Crimp Tool - 10-1/4 in.	30-425

## Buchanan Construction Products Four-Way Crimp Tool



- Patented design ensures even compression and reliable connections
- Spring-loaded, cam-actuated plungers
- Fingertip adjustment for different connector sizes

Description	Cat. No.
Four-Way Crimp Tool	C-24

## Ratchet Crimp Tool




- Crimps insulated or bare terminals and splices on 10 to 22 AWG wire
- Ratchet action prevents release prior to crimp connection – helps ensure uniform crimps
- Vinyl-coated handles provide a solid, comfortable grip

Description	Cat. No.
Ratchet Crimp Tool	83-001

## Rotary BX/MC Cutters

- Handles all common BX, MC and Flex cables
- Blue sapphire blade cuts armor without damage to internal conductors
- Splices cleanly through casings with only a few turns
- Thumbscrew holds cable securely in place
- Epoxy-coated to resist corrosion
- Handle knob stores up to six replacement blades



Description	Cat. No.
Rotary BX/MC Cutter	35-780
Replacement blades (5 per pack)	35-781
Rotary BX/MC Cutter with Lever	35-782



## Adjustable Wrenches



- Narrow profile head reaches into tight spaces
- Tight tolerance on thumbscrew won't loosen or wobble with use
- Extra wide jaw capacity with standard and metric markings
- Lightweight, non-conductive handle (not insulated)



Description	Jaw Capacity	Cat. No.
8 in. Adjustable Wrench	1-1/8 in.	35-020
10 in. Adjustable Wrench	1-5/16 in.	35-021

## 6-in-1 Twist-a-Nut™ Tapping Tool




- Forms new threads, re-forms burred threads and cleans out obstructions
- Reversible, high-carbon tap with three clearly marked thread sizes on each end
- Handle is interchangeable with 7-in-1 Screwdriver (35-908) and Conduit Deburrer (35-083)

Description	Cat. No.
6-32, 8-32 & 10-32 on one tapping side, 10-24, 12-24 & 1/4-20 on the other	35-922
Twist-a-Nut™ Shaft assembly includes: Collar, 35-422 & 35-423	35-923

## Triple-Tap Tools

- Cleans and chases burred threads
- Taps three hole sizes



Color Code	Thread Sizes	Cat. No.
Blue	10/24, 8/32, & 6/32	35-411
Orange	10/32, 8/32, & 6/32	35-412

## Replacement Taps (for 35-922, 35-411 and 35-412)

Thread Sizes	Replacement Tap Cat. No.
10/24, 8/32, & 6/32	35-421
10/32, 8/32, & 6/32	35-422
10/24, 12/24 & 1/4-20	35-423

## IDEAL Wipes™ The Multi-Purpose Towel

- Pre-moistened wipes require no water
- Cleans dirt, grease, lube and grime
- Durable fabric scrubs without tearing
- Infused with natural hand moisturizers and Vitamin E
- Orange citrus scent



Description	Qty.	Cat. No.
IDEAL Wipes™, 12 in. x 9 in.	82/can	38-500

## Fiberglass-Handled Hammer



- One-piece drop-forged, tempered-steel polished head and handle
- Long, straight claws simplify removal of electrical fixtures
- Comfortable, perforated anti-vibe grips
- Electrician's version has elongated neck for hitting inside boxes

Description	Cat. No.
18 oz. x 12-1/2 in. Electrician's Fiberglass-handled Hammer	35-210

## Electric Engraving Tools

- Low-cost, industrial-quality marker quickly and easily engraves metal, glass, stone, ceramics, plastics, hard rubber, wood and many other hard materials
- Unique design reduces bouncing and provides smooth, easy writing
- Operates at 7,200 strokes per minute
- Stroke adjusts to vary depth of mark
- Includes carbide-tipped point for normal markings
- Diamond point available for engraving extra-hard materials (50 to 64 Rockwell, scale C)



Description	Cat. No.
Engraver w/carbide-tipped point — 120V, 60 Hz	11-111
Engraver w/carbide-tipped point & 3-conductor grounded cord & plug — 120V, 60 Hz	11-113
Engraver w/carbide-tipped point — 220V, 50 Hz	11-115
Carbide-tipped replacement point	11-200
Diamond replacement point	11-201

## Automatic Blade Lock Measuring Tape



- Blade automatically stays out when extended
- Push button for smooth blade retraction
- Comfortable, shock-resistant rubber grip

Description	Cat. No.
Auto-Lock™ Tape Measure - 25 ft.	35-242


## Magnetic-Tip Measuring Tape



- Strong magnetic tip for one person measurement
- Durable nylon coated blade
- Full rubber jacket protects case

Description	Cat. No.
Mag-Tape™ Tape Measure - 25 ft.	35-238


## Mini Laser Level



- Super bright 635nm laser shoots red dot or horizontal line
- Durable cast aluminum body
- Rare earth magnet for superior holding power
- Compact size for easy use and storage
- Levels and aligns conduit, electrical boxes and stud holes

Description	Cat. No.
Mini Laser Level	35-207

## Torpedo Level



- 9 in. aluminum frame with magnetic and V-grooved edges
- White windows provide easy reading of plumb level and 45° mitre in dim lighting

Description	Cat. No.
9 in. Torpedo Level	35-205

## Hex-Key Sets

- 8650 steel construction
- One-piece, chrome-plated handle
- Internal tension spring and belt loop



Description	Cat. No.
3 in. handle w/eight 2-in. keys (.050 in., 1/16 in., 5/64 in., 3/32 in., 7/64 in., 1/8 in., 9/64 in. & 5/32 in.)	35-145
4 in. handle w/nine 3-in. keys (5/64 in., 3/32 in., 7/64 in., 1/8 in., 9/64 in., 5/32 in., 3/16 in., 7/32 in. & 1/4 in.)	35-146
5-1/4 in. handle w/five 5-in. keys (3/16 in., 7/32 in., 1/4 in., 5/16 in. & 3/8 in.)	35-147

## Utility Knife

- Quick-change retractable blade system – no disassembly required
- Built in pull-line cutter
- Includes three blades in storage compartment



Description	Cat. No.
Utility Knife	35-300
Replacement blades – Universal (10/pack)	35-301

## Pocket Knives



Electrician's Knife

Hawkbill Knife

Linesman Knife

- 2-1/4 in. blade locks in position
- High-carbon stainless steel blade construction for extra strength and durability
- Durable Buyrate® non-slip handle
- Brass liners

Description	Cat. No.
Electrician's Knife w/spearpoint and screwdriver blade	35-285
Hawkbill Knife w/curved blade	35-286
Lineman's Jack Knife w/sheepfoot blade	35-287

## Tool Kits featuring **LASERedge™** Pliers

### 17-Piece Set - #35-809



#### Set Includes:

- Four LASERedge Pliers with Smart-Grip™ Handles (9-1/4" Linesman w/fish tape puller, 8" Long Nose, 10" Tongue and Groove, 9-1/2" Cable Cutter)
- Kinetic™ Reflex™ T®-Stripper Wire Stripper
- 7-in-1 Twist-A-Nut™ Screwdriver
- Five Cushion Grip Screwdrivers (#1 x 3 Phillips, #2 x 4 Phillips, 3/16" x 6 Slotted Cabinet Tip, 1/4" x 4 Slotted round shank, 3/16" x 6 Screw holding slotted)
- Hawkbill Knife
- Electrician's Hammer
- 25' Auto-Lock™ Tape Measure
- Torpedo Level
- Vol-Con® XL Voltage/Continuity Tester
- Tuff-Tote™ Premium Leather Tool Carrier

### 13-Piece Set - #35-790



#### Set Includes:

- Three LASERedge Pliers with Smart-Grip™ handles (9-1/4" Linesman w/fish tape puller, 8" Long Nose, 10" Tongue and Groove)
- Kinetic™ Reflex™ T®-Stripper Wire Stripper
- Four Cushion Grip Screwdrivers (#1 x 3 Phillips, #2 x 4 Phillips, 3/16" x 4 Slotted Cabinet Tip, 1/4" x 4 Slotted round shank)
- 25' Auto-Lock™ Tape Measure
- Hawkbill Knife
- Medium Size Fuse Puller
- Torpedo Level
- Journeyman Electrician's Tote™

### 16-Piece Set - #35-800



#### Set Includes:

- Five LASERedge Pliers with dipped grips (9-1/4" Linesman w/ crimper, 8" Offset Diagonal, 8" Long Nose, 10" Tongue and Groove, 2/0 Cable Cutter)
- Premium T®-5 T®-Stripper Wire Stripper
- 7-in-1 Twist-A-Nut™ Screwdriver
- Two Cushion Grip Screwdrivers (#2 x 4 Phillips, 1/4 x 4 Slotted round shank)
- Twist-A-Nut™ Conduit Deburring Tool
- Electrician's Hammer
- 25' Auto-Lock™ Tape Measure
- Electrician's Knife
- Vol-Con® XL Voltage/Continuity Tester
- Replacement battery
- Tuff-Tote™ Leather Tool Pouch

## Tool Kits featuring **LASERedge™** Pliers

### 16-Piece Set - #35-808



#### Set Includes:

- Four LASERedge Pliers with dipped grips (9-1/4" Linesman w/fish tape puller, 8" Long Nose, 10" Tongue and Groove, 9-1/2" Cable Cutter)
- Reflex™ T<sup>®</sup>-5 T<sup>®</sup>-Stripper Wire Stripper
- Combo Crimp/Strip Tool
- Four Cushion Grip Screwdrivers (#1 x 3 Phillips, #2 x 4 Phillips, 3/16" x 6 Slotted Cabinet Tip, 1/4" x 4 Slotted round shank)
- Electrician's Hammer
- 25' Auto-Lock™ Tape Measure
- Pocket Fuse Puller
- Hawkbill knife
- Ergonomic Hacksaw
- 18" Large Mouth Bag

### 12-Piece Set - #35-805



#### Set Includes:

- Four LASERedge Pliers with dipped grip handles (9-1/4" Linesman w/fish tape puller, 8" Diagonal, 8" Long Nose, 10" Tongue and Groove)
- Premium T<sup>®</sup>-5 T<sup>®</sup>-Stripper Wire Stripper
- Four Cushion Grip Screwdrivers (#1 x 3 Phillips, #2 x 4 Phillips, 3/16" x 4 Slotted Cabinet Tip, 1/4" x 4 Heavy-Duty Slotted round shank)
- 25' Auto-Lock™ Tape Measure
- Electrician's Leather Tool Pouch
- Web Belt

### 6-Piece Set - #35-794



#### Set Includes:

- One LASERedge Plier with dipped grip handles (9-1/4" Linesman w/crimper)
- Premium T<sup>®</sup>-5 T<sup>®</sup>-Stripper Wire Stripper
- 7-in-1 Twist-a-Nut™ Screwdriver
- 25' Auto-Lock™ Tape Measure
- Utility Knife
- Pocket Pal™ Tool Holster



## Tool Kits featuring **WireMan™ Pliers**

### 13-Piece Set - #35-4790



#### Set Includes:

- Three WireMan™ Pliers with Smart-Grip™ handles (9-1/4" Linesman w/ crimper, 8" Long Nose, 10" Tongue and Groove)
- Kinetic™ Reflex™ T®-Stripper Wire Stripper
- Four Cushion Grip Screwdrivers (#1 x 3 Phillips, #2 x 4 Phillips, 3/16" x 4 Slotted Cabinet Tip, 1/4" x 4 Slotted round shank)
- 25' Auto-Lock™ Tape Measure
- Hawkbill knife
- Pocket Fuse Puller
- Torpedo Level
- Journeyman Electrician's Tote™

### 15-Piece Set - #35-5800



#### Set Includes:

- Five WireMan™ Pliers with dipped grips (9-1/4" Linesman w/ crimper, 8" Offset Diagonal, 8" Long Nose, 10" Tongue and Groove, 2/0 Cable Cutter)
- Premium T®-5 T®-Stripper Wire Stripper
- 7-in-1 Twist-a-Nut™ Screwdriver
- Two Cushion Grip Screwdrivers (#2 x 4 Phillips, 1/4 x 4 Slotted round shank)
- Electrician's Hammer
- 25' Auto-Lock™ Tape Measure
- Electrician's Knife
- Vol-Con® XL Voltage/Continuity Tester
- Replacement battery
- Journeyman Electrician's Tote™

### 12-Piece Set - #35-5805



#### Set Includes:

- Four WireMan™ Pliers with dipped grip handles (9-1/4" Linesman, 8" Diagonal, 8" Long Nose, 10" Tongue and Groove)
- Premium T®-5 T®-Stripper Wire Stripper
- Four Cushion Grip Screwdrivers (#1 x 3 Phillips, #2 x 4 Phillips, 3/16" x 4 Slotted Cabinet Tip, 1/4" x 4 Slotted round shank)
- 25' Auto-Lock™ Tape Measure
- Electrician's Leather Tool Pouch
- Web Belt



## Tool Kits featuring **WireMan™** Pliers

### 16-Piece Set - #35-5808



#### Set Includes:

- Four WireMan™ Pliers with dipped grips (9-1/4" Linesman w/crimper, 8" Long Nose, 10" Tongue and Groove, 2/0 Cable Cutter)
- Kinetic™ Reflex™ T®-Stripper Wire Stripper
- Five Cushion Grip Screwdrivers (#1 x 3 Phillips, #2 x 4 Phillips, 3/16" x 4 Slotted Cabinet Tip, 1/4" x 4 Slotted round shank, 3/16" x 4 Screw holding slotted screwdriver)
- Electrician's Hammer
- 25' Auto-Lock™ Tape Measure
- Pocket Fuse Puller
- Hawkbill Knife
- Torpedo Level
- 18" Large Mouth Bag

### 5-Piece Set - 35-5792



#### Set Includes:

- One WireMan™ Plier with dipped grip handles (9-1/4" Linesman w/crimper)
- T®-5 T®-Stripper Wire Stripper
- Two Screwdrivers (#2 x 4 Phillips, 3/16" x 4 Slotted Cabinet Tip)
- Pocket Pal™ Tool Holster

### 4-Piece Set - 35-5793



#### Set Includes:

- One WireMan™ Plier with dipped grip handles (9-1/4" Linesman w/crimper)
- T®-5 T®-Stripper Wire Stripper
- 7-in-1 Twist-a-Nut™ Screwdriver
- Pocket Pal™ Tool Holster

## Premium Leather Line

Top of the line tool carriers are handcrafted from heavy, top-grain cowhide and slow tanned in natural oils to enhance the leather's inherent strength. Each bag is hand waxed for lasting protection against stains and moisture and is warranted for life. Natural or black leather - your choice.



## Standard Leather Line

Leather that stands up to the job like no other material, these tool carriers are constructed of top-grain, natural cowhide and tanned for added strength and durability. Watch their color age to a deep tan over the years.



## Fabric Line

Durable, lightweight, portable tool totes in rugged nylon polyester or heavyweight canvas provide the perfect tool storage. Convenient pockets mean easy access; inner compartments keep your tools organized and safe when not in use.



## Tuff-Tote™ Ultimate Tool Carriers



- Eight-inch square tool carrier features two divided inside compartments with six screwdriver loops each, one large center compartment, four outside pockets and eight outside tool loops
- Exclusive leather-wrapped grab handle for carrying comfort
- Removable shoulder strap helps relieve lower back strain
- Unique stand-alone design keeps tools standing upright for easy identification and access
- Rust-resistant, plated-steel hardware and heavy, lock-stitched nylon thread for long-term durability
- Oil and moisture-resistant reinforced bottom

Description	Cat. No.
Premium Leather Carrier w/shoulder strap	<b>35-975</b>
Premium Black Leather Carrier w/shoulder strap	<b>35-975BLK</b>
Standard Leather Carrier w/shoulder strap	<b>35-325</b>

## Tuff-Tote™ Tool Carriers



- Convenient 6 in. x 8 in. tool carrier with four center screwdriver slots, two interior compartments, two divided outside pockets and four outside tool loops
- Exclusive leather grab handle for carrying comfort
- Removable shoulder strap helps relieve lower back strain
- Unique stand-alone design keeps tools standing upright for easy identification and access
- Rust-resistant, plated-steel hardware and heavy, lock-stitched nylon thread for long-term durability
- Oil and moisture-resistant reinforced bottom

Description	Cat. No.
Premium Leather Carrier w/shoulder strap	<b>35-969</b>
Premium Black Leather Carrier w/shoulder strap	<b>35-969BLK</b>

## Tuff-Tote™ Tool Pouches



- Eight-pocket, belt-mounted pouch features large utility compartment with two dividers and six screwdriver loops, seven outside pockets, release snaps and tape chain
- Exclusive leather grab handle for carrying comfort
- Removable shoulder strap helps relieve lower back strain
- Rust-resistant, plated-steel hardware and heavy, lock-stitched nylon thread for long-term durability
- Tunnel belt loop accommodates belts up to 2-1/4 in. wide

Description	Cat. No.
Premium Leather Pouch w/shoulder strap	<b>35-950</b>
Premium Black Leather Pouch w/shoulder strap	<b>35-950BLK</b>
Standard Leather Pouch w/shoulder strap	<b>35-311</b>

## Electrician's Tool Pouch

- Seven-pocket tool pouch
- Full length belt tunnel
- Chain tape lanyard



Description	Cat. No.
Electrician's Tool Pouch	10-466

## Hip Holster Tool Pouches

- Compact, multi-pocket holsters
- Heavy-duty leather construction
- Riveted corners for long life
- Tape measure holder



Description	Cat. No.
6-Pocket Hip Holster, Black	35-784BLK
3-Pocket Hip Holster, Standard	35-964

## Tuff-Tote™ Cell Phone Pouches

- Fits most phones
- Closing flap for added security and protection
- Convenient belt strap



Description	Cat. No.
Premium Leather Pouch w/belt strap	35-958
Premium Black Leather Pouch w/belt strap	35-958BLK

## Tuff-Tote™ Tester Pouches

- Fits most hand-held testers
- Easy-access top
- Convenient belt strap



Note: Tester sold separately

Description	Cat. No.
Premium Leather Pouch w/belt strap	35-956
Premium Black Leather Pouch w/belt strap	35-956BLK
Standard Leather Pouch w/belt strap	35-339

## Shoulder Straps



- Nickel-plated hardware for long-term durability and corrosion resistance
- 2-in. wide shoulder pad for added comfort

Description	Cat. No.
Premium Leather Strap	35-965
Premium Black Leather Strap	35-965BLK
Standard Leather Strap	35-338

## Belts



- Nickel-plated hardware for long-term durability and corrosion resistance

Description	Cat. No.
Premium Leather Belt – 2 in. x 48 in.	35-995
Premium Black Leather Belt – 2 in. x 48 in.	35-995BLK
Premium Leather Belt w/Clasp Buckle – 2 in. x 48 in.	35-903
Standard Leather Belt – 1-3/4 in. x 46 in.	35-316
Web Belt	10-398

## Hammer Holder

- Heavy-duty leather construction
- Riveted steel hammer loop
- Fits on all sizes of tool belts



Description	Cat. No.
Hammer Holder	10-399

## Pocket Pal™ Tool Holster

- Protects pocket from sharp tools
- Doubles tool carrying capacity
- Can be worn in pocket or on belt



Description	Cat. No.
Pocket Pal™ Tool Holster	35-505

Note: Tools sold separately.

## Belt Bag™ Supplies Pouch

- Holds wire connectors, staples, and other supplies ready for use on the job
- Easy access opening closes automatically to keep supplies safely retained until needed



Description	Cat. No.
Belt Bag™ Supplies Pouch	35-405

## Zipper Pouches



- Durable, water resistant material
- Heavy duty, self-repairing zippers

Description	Cat. No.
Zipper Pouch 10-1/2 in. long	35-402
Zipper Pouch 12-1/2 in. long	35-403

## Divider Pouch™ Small Parts Bag

- Designed to provide perfect small parts storage — keeps parts separate and organized
- Six internally divided 5-in. deep pockets
- Convenient drawstring protects contents from spillage
- Convenient handle loop
- Sized to stack in 5-gallon buckets
- Durable nylon polyester construction



Description	Cat. No.
Divider Pouch™	35-655

Note: Wire Connectors sold separately.

## Bucket Bag Tool Carrier

- 11-1/2 in. deep bag fits over the rim of a standard 5-gallon bucket
- Forty-three convenient pockets — 36 pleated outside and inside pockets
- Rugged nylon polyester construction



Description	Cat. No.
Bucket Bag Tool Carrier	35-665

Note: Tools sold separately.

## Supplies Apron



- Two pockets for connectors and fasteners, each 8 in. x 15 in.
- Natural duck construction

Description	Cat. No.
Supplies Apron	35-474



## Large Mouth Bags

- Top opens completely for easy access to large tools – reinforced to hold itself open
- Measures 9 in. wide x 12 in. deep with outside and inside pockets for convenient hand tool storage
- Rugged zipper closure helps prevent tool loss
- Removable shoulder strap
- Durable multi-ply construction



Description	Cat. No.
Large Mouth Bag – 13 in. long	35-410
Large Mouth Bag – 16 in. long	35-418
Large Mouth Bag – 18 in. long	35-427
Large Mouth Bag – 20 in. long	35-431
Large Mouth Bag – 24 in. long	35-463

Note: Tools sold separately.

## Tool Carrier™/Electrician's Carrier™ Tool Bags



- Stitched outer pockets provide convenient storage and quick access for frequently used tools
- Heavy-duty, 18 oz. canvas construction
- Velcro® closure protects contents from loss

Description	Cat. No.
Tool Carrier™ Tool Bag – 7-1/2 in. D x 17 in. L x 6-1/4 in. W	35-533
Electrician's Carrier™ Tool Bag – 10 in. D x 17 in. L x 6-1/4 in. W	35-534

Note: Tools sold separately.

## Journeyman Electrician's Tote™

- Compact and versatile design
- Carry as a hand-tote, shoulder-tote or tool-belt
- Includes removable shoulder strap and belt
- Durable multi-ply construction



Description	Cat. No.
Journeyman Electrician's Tote™	35-462

## Master Electrician's Tote™

- Spacious and durable design
- Organizes and displays tools for fast access
- Includes removable shoulder strap
- Durable multi-ply construction



Description	Cat. No.
Master Electrician's Tote™	35-441

## Mechanic's Tool Bag



- Eight narrow inside pockets designed to hold small tools
- Two side pockets with closeable snaps for large tools or loose items
- Double inside liner and rigid bottom prevent bag distortion
- Durable nylon polyester construction

Description	Cat. No.
Mechanic's Tool Bag	35-535

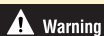
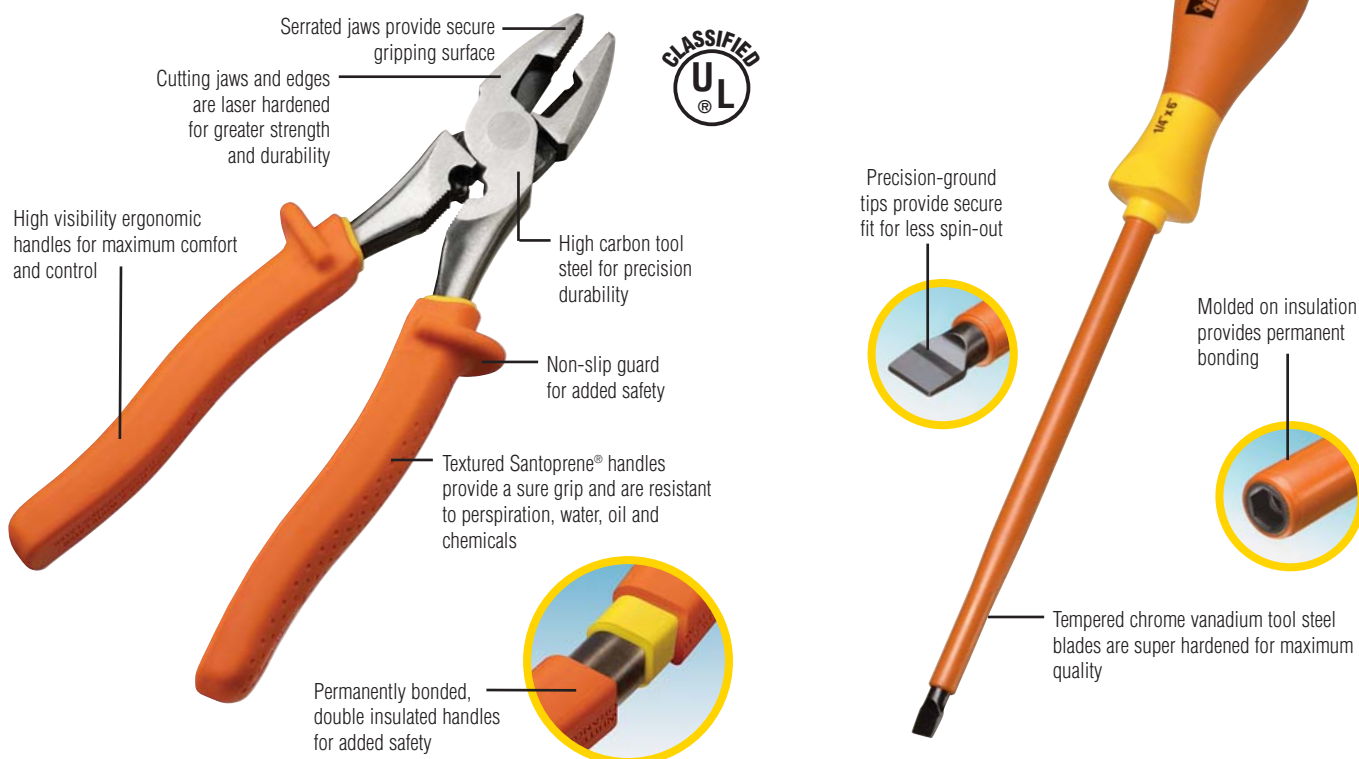


## Insulated Tools

The IDEAL insulated tool line creates a perfect blend of safety, comfort and precision functionality. Each tool features double insulated Santoprene® handles with a soft, easy-to-grip outer surface. In addition to the ergonomic qualities found in our tools, the insulated coating process acts as an 'at-a-glance' safety check. If the orange outer coating reveals any of the inner yellow surface, an electrician will know that this tool needs to be replaced.

### Tools feature:

- First UL tested and classified insulated pliers
- Each one designed and tested to meet ASTM F1505-01, EN DIN, and IEC 60 900 test standards
- Individually tested and VDE certified to 1000V AC (1500V DC)
- Meets OSHA requirements for insulated tools



### Warning

Whenever possible, always de-energize lines and equipment prior to working on or around them. 1000V insulated tools are designed only to reduce the chance of injury where the tool may make contact with an energized source. Work around energized circuits should only be done when absolutely necessary and only by qualified technicians. Property damage, personal injury or death may result if the following warnings are not heeded:

- Do not use any insulated tool if the insulation cracks, breaks or becomes damaged in any way. Destroy all dual-layer tools if the inner yellow layer shows through the orange outer layer.
- Do not touch the uninsulated portion of an insulated tool or any conductive object when either might contact an energized source.
- Tools must be kept clean and dry for proper insulating properties.
- Always inspect insulated tools before use.
- Use additional protection by wearing protective clothing and approved eye protection.
- Always use tools that are specifically designed for the task.
- **These tools meet UL 22PP, ASTM F1505-01 and IEC 60900 standards for insulated tools.**
- **Always follow OSHA 1910 S and NFPA 70E safety requirements when doing electrical work.**

### REGULATIONS

#### Testing:

- Every 1000V insulated tool we sell is individually tested to ensure no failure when subjected to live current.

#### UL and VDE Certification:

Listed below are some of the tests we perform in order to pass certification:

- Tools are immersed in water for 24 hours, then tested under current for 3 minutes to ensure no current leakage or sparkover occurs.
- After being stored for 168 hours at -40° C (-40° F), tools are dropped to ensure no damage from impact.
- After being stored for 168 hours at +70° C (158° F), a tensile load is applied to ensure the grip is firmly bonded to the tool.
- Tools are subjected to flame for 10 seconds to ensure no flammability of the insulating material.

#### OSHA Regulations:

OSHA 1910.335(a)(2)(i) When working near exposed energized conductors or circuit parts, **each employee shall use insulated tools** or handling equipment if the tools or handling equipment might make contact with such conductors or parts.

OSHA 1910.335 (a)(1)(i) Employees working in areas where there are potential electrical hazards **shall be provided with, and shall use**, electrical protective equipment that is appropriate for the specific parts of the body to be protected and for the work to be performed.

**Make sure you are in compliance by providing and using IDEAL insulated tools!**

## 26-Piece Journeyman Kit - #35-9302



### Kit Includes:

- Four insulated pliers (9-1/4 in. Linesman w/crimper, 8 in. Offset diagonal, 8-1/2 in. Long Nose, 10 in. Tongue and Groove)
- Eight insulated screwdrivers ( 1/8 x 3 in. slotted, 3/16 x 5 in. slotted, 1/4 x 6 in. slotted, 5/16 x 6 in. slotted, 3/8 x 8 in. slotted, #1 x 3 Phillips, #2 x 4 in. Phillips, #3 x 6 in. Phillips)
- Six insulated nutdrivers (3/16 x 5 in., 1/4 x 5 in., 5/16 x 5 in., 3/8 x 5 in., 7/16 x 5 in., 1/2 x 5 in.)
- 9-1/2 in. insulated High-Leverage Cable Cutter
- 9-3/4 in. insulated Multi-Crimp Tool
- Insulated Reflex™ Super T®-Stripper Wire Stripper
- Insulated Wire Stripper Cutter
- Insulated Electrician's Skinning Knife
- Volt-Sensor® NCV Tester
- 7-1/2 in. Non-Conductive Fuse Puller
- Heavy-Duty Soft Tool Case



Insulated Hand Tools

## 18-Piece Standard Kit - #35-9301



### Kit Includes:

- Four insulated pliers (9-1/4 in. Linesman w/crimper, 8 in. Offset diagonal, 8-1/2 in. Long Nose, 10 in. Tongue and Groove)
- Eight insulated screwdrivers ( 1/8 x 3 in. slotted, 3/16 x 5 in. slotted, 1/4 x 6 in. slotted, 5/16 x 6 in. slotted, 3/8 x 8 in. slotted, #1 x 3 Phillips, #2 x 4 in. Phillips, #3 x 6 in. Phillips)
- 9-1/2 in. Insulated High-Leverage Cable Cutter
- Insulated Reflex™ Super T®-Stripper Wire Stripper
- Insulated Electrician's Skinning Knife
- Volt-Sensor® NCV Tester
- 7-1/2 in. Non-Conductive Fuse Puller
- Heavy-Duty Soft Tool Case



## 10-Piece Basic Kit - #35-9300



### Kit Includes:

- Three insulated pliers (9-1/4 in. Linesman w/crimper, 8 in. Offset diagonal, 8-1/2 in. Long Nose)
- Three insulated screwdrivers ( 3/16 x 5 in. slotted, 1/4 x 6 in., #2 x 4 in. Phillips, #3 x 6 in. Phillips)
- 9-1/2 in. Insulated High-Leverage Cable Cutter
- Insulated Reflex™ Super T®-Stripper Wire Stripper
- 7-1/2 in. Non-Conductive Fuse Puller
- Heavy-Duty Soft Tool Case



## Insulated Pliers

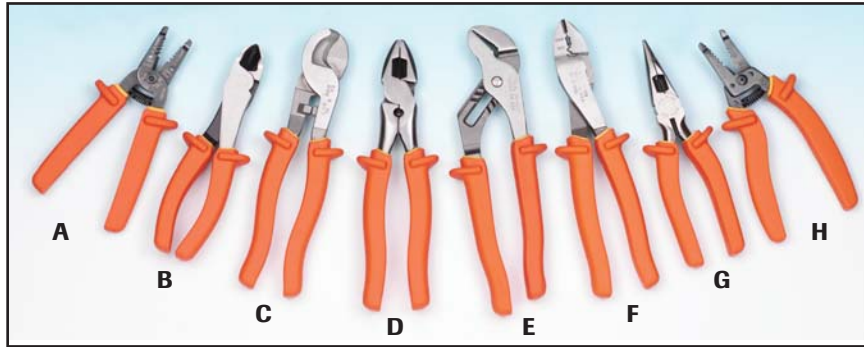


Fig.	Description	Cat. No.
A	Premium T <sup>®</sup> -Stripper Wire Stripper	45-9120
B	8 in. Diagonal Cutting Pliers w/angled head	35-9029
C	9-1/2 in. High-Leverage Cable Cutter	35-9052
D	9-1/4 in. Side Cutting Linesman Pliers	30-9430

Fig.	Description	Cat. No.
E	10 in. Tongue and Groove Pliers	35-9430
F	9-3/4 in. Multi-Crimp Tool	30-9429
G	8-1/2 in. Long-Nose Pliers	35-9038
H	Reflex™ Super T <sup>®</sup> -Stripper Wire Stripper	45-9615

## Insulated Screwdrivers



Description	Shaft Length	Cat. No.
#1 Phillips Screwdriver	3 in.	35-9310
#2 Phillips Screwdriver	4 in.	35-9311
#3 Phillips Screwdriver	6 in.	35-9312
1/8 in. Slotted Screwdriver	4 in.	35-9320
3/16 in. Slotted Screwdriver	5 in.	35-9321
7/32 in. Slotted Screwdriver	7 in.	35-9322
1/4 in. Slotted Screwdriver	6 in.	35-9323
5/16 in. Slotted Screwdriver	7 in.	35-9324
3/8 in. Slotted Screwdriver	8 in.	35-9325

Screwdriver Kit	Cat. No.
9-Piece Insulated Screwdriver Kit with hard case (Includes all 9 screwdrivers listed above.)	35-9303

## Insulated Knife



Description	Cat. No.
Insulated Electrician's Skinning Knife	35-9340

## Insulated Nutdrivers



Description	Shaft Length	Cat. No.
3/16 in. Hex Nutdriver	5 in.	35-9330
1/4 in. Hex Nutdriver	5 in.	35-9331
5/16 in. Hex Nutdriver	5 in.	35-9332
3/8 in. Hex Nutdriver	5 in.	35-9333
7/16 in. Hex Nutdriver	5 in.	35-9334
1/2 in. Hex Nutdriver	5 in.	35-9335
9/16 in. Hex Nutdriver	5 in.	35-9336


Nutdriver Kit	Cat. No.
7-Piece Insulated Nutdriver Kit with hard case (Includes all 7 Nutdrivers listed above.)	35-9304

## Cases



Description	Cat. No.
Soft Zipper Case for Basic Kit (35-9300)	35-9350
Soft Zipper Case for Standard Kit (35-9301)	35-9351
Soft Zipper Case for Journeyman Kit (35-9302)	35-9352
Hard Case for Screwdriver Kit (35-9303) & Nutdriver Kit (35-9304)	35-9353

## Fuse Puller and Test Light



- Convenient pocket-sized tool safely pulls cartridge fuses and checks electrical connections
- Test prods fit parallel and tandem slot receptacles
- Built-in resistors limit current flow to eliminate false indication
- For 9/16 in. to 1 in. fuses
- For use on fuses to 100A/250V and 60A/600V
- Test capacity from 100V to 600V AC/DC

Description	Cat. No.
Fuse Puller & Test Light only	34-012

## Safe-T-Grip® Fuse Pullers




- Maximum efficiency and convenience for removing or replacing cartridge-type fuses
- Three sizes handle fuses ranging from 0 to 600A
- Fully insulated, high-dielectric, glass-filled polypropylene construction
- Notched handles provide safe, no-slip grip
- Clearly marked amperage ranges
- Exceed MIL specifications

Description	Cat. No.
Small Puller for 250V, 9/32 in. to 1/2 in. dia. fuses; 5 in. long	34-001
Medium Puller for 0 to 100A/250V & 600V, 1/2 in. to 1 in. dia. fuses; 7-1/2 in. long	34-002
Large Puller for 31 to 600A/250V & 31 to 400A/600V, 3/4 in. to 2-1/2 in. dia. fuses; 11-3/4 in. long	34-003

## Fuse Pullers

- Molded of tough, high-impact nylon for greater strength
- No-slip gripping surface and protective finger stops for added safety



Description	Cat. No.
Small Puller for 0 to 30A/250V, 1/4 in. to 1/2 in. dia. fuses; 5 in. long	34-015
Large Puller for 0 to 100A/250V & 0 to 60A/600V, 9/16 in. to 1 in. dia. fuses; 7-1/4 in. long	34-016

## 5-in-1 Non-Conductive Screwdriver/Nutdriver



- 1000V AC, 1500V DC rated per ASTM F 1505-01 and EN 60900 (IEC900)
- Contains: 1/4 in. slotted, 3/16 in. slotted, #1 Phillips, #2 Phillips and 1/4 in. nutdriver
- Accommodates most standard 1/4 in. hex shafts
- Powerful magnet securely holds bits in place
- Handle will store up to 8 standard bits
- Strong 6 in. non-conductive composite material shank

Description	Cat. No.
5-in-1 Non-Conductive Screwdriver/Nutdriver	35-9905
1/4 in. Slotted Replacement Bit	LA-4125
3/16 in. Slotted Replacement Bit	LA-4126
#1 Phillips Replacement Bit	LA-4127
#2 Phillips Replacement Bit	LA-4128

## 1000V Insulated Screw-Holding Screwdriver

- Split blade wedges into screw slot when collar is extended
- Holds screw in place when installing in hard to reach areas
- Easy to start screw when wearing gloves



Description	Cat. No.
1000V Insulated Screw Holding Screwdriver, 3/16 x 6 in. slotted Tip	35-9406



## Cutting & Holemaking Tools

**IDEAL cutting tools offer a powerful line-up that includes...**

- A new line of IRONMAN™ Bi-Metal Hole Saws. Superior bi-metal construction, a thicker flex-free backing plate and variable pitch teeth combine to provide superior cutting performance and longevity.
- New Nailbiter™ and RESI-MASTER™ Ship Augers that outperform and outlast any other augers on the market today.
- Superior step drill bits that deliver! Dual fluted, titanium nitride coated bits with the NEW split-point self starting feature, deliver faster cuts, improved performance and longer tool life than conventional bits.
- Bi-metal reciprocating blades for the toughest applications. Engineered bi-metal blades last up to ten times longer than standard carbon steel blades.
- A broad line of flexible drill bits and specialty wood bits that deliver superior performance at any job site.
- An expanded range of hacksaws and all-purpose hand saws and blades.





## IRONMAN™ Bi-Metal Hole Saws

Introducing the “New Improved” line of IRONMAN™ Bi-metal hole saws from IDEAL INDUSTRIES, INC. With re-engineered bi-metal construction, a thick “flex-free” backing plate, and variable sized teeth, IDEAL IRONMAN™ hole saws will rival the cutting speed and longevity of any in the industry. The bi-metal construction cuts metal, wood and plastics including: tool and stainless steel, nail embedded wood, plywood, and pipe. An extensive list of 52 sizes, effective accessories, and kits are available to meet all your cutting needs. When it comes to quality, performance and durability, IDEAL is the professional’s choice for hole saws.

New improved solid plate design resists flexing of the new hole saw for clean true holes and added durability



### Hole Saws

- Thicker, **FLEX FREE** backing plate for clean true holes and longer tool life
- Improved bi-metal construction for long life and durability
- Variable pitch tooth geometry for fast cutting and reduced vibration
- Cuts all types of machinable metal including stainless steel, wood, nail embedded wood, plastic and fiberboard



Saw Diameter (Inches)	Pipe Tap Size* (Inches)	Pipe Entrance Size* (Inches)	Cat. No.
<b>Use Arbor No. 35-391, 35-392 or 35-393</b>			
9/16	—	—	<b>35-340</b>
5/8	—	—	<b>35-341</b>
11/16	—	—	<b>35-342</b>
3/4	1/2	3/8	<b>35-343</b>
13/16	—	—	<b>35-344</b>
7/8	3/4	1/2	<b>35-345</b>
15/16	—	—	<b>35-346</b>
1	—	—	<b>35-347</b>
1-1/16	—	—	<b>35-348</b>
1-1/8	1	3/4	<b>35-349</b>
1-3/16	—	—	<b>35-350</b>
<b>Use Arbor No. 35-394, 35-536 or 35-537</b>			
1-1/4	—	—	<b>35-351</b>
1-5/16	—	—	<b>35-352</b>
1-3/8	—	1	<b>35-353</b>
1-7/16	—	—	<b>35-354</b>
1-1/2	1-1/4	—	<b>35-355</b>
1-9/16	—	—	<b>35-356</b>
1-5/8	—	—	<b>35-357</b>
1-11/16	—	—	<b>35-358</b>
1-3/4	1-1/2	1-1/4	<b>35-359</b>
1-13/16	—	—	<b>35-360</b>
1-7/8	—	—	<b>35-361</b>
2	—	1-1/2	<b>35-362</b>
2-1/16	—	—	<b>35-363</b>
2-1/8	—	—	<b>35-364</b>
2-1/4	2	—	<b>35-365</b>
2-5/16	—	—	<b>35-366</b>
2-3/8	—	—	<b>35-367</b>
2-1/2	—	2	<b>35-368</b>
2-9/16	—	—	<b>35-369</b>
2-5/8	2-1/2	—	<b>35-370</b>
2-3/4	—	—	<b>35-371</b>
2-7/8	—	—	<b>35-372</b>
<b>Use Arbor No. 35-394, 35-536, 35-537 or 35-538</b>			
3	—	2-1/2	<b>35-373</b>
3-1/8	—	—	<b>35-374</b>
3-1/4	3	—	<b>35-375</b>
3-3/8	—	—	<b>35-376</b>
3-1/2	—	—	<b>35-377</b>
3-5/8	—	3	<b>35-378</b>
3-3/4	3-1/2	—	<b>35-379</b>
3-7/8	—	—	<b>35-380</b>
4	—	—	<b>35-381</b>
4-1/8	—	3-1/2	<b>35-382</b>
4-1/4	4	—	<b>35-383</b>
4-3/8	—	—	<b>35-384</b>
4-1/2	—	4	<b>35-385</b>
4-3/4	4-1/2	—	<b>35-386</b>
5	—	—	<b>35-387</b>
5-1/2	—	—	<b>35-388</b>
5-3/4	—	—	<b>35-389</b>
6	—	—	<b>35-390</b>

\*All pipe sizes listed in the Pipe Tap Size and Pipe Entrance Size columns are standard industry sizes. All pipes are sized by the nominal inside diameter.

## Hole Saw Arbors



Durable steel construction means years of long-lasting performance. Set-screw in body allows easy replacement of the pilot drill. Save valuable time through this versatile design. Instantly change hole saws without tools and without having to remove the arbor from the chuck.

Shank Size	Thread Size	Chuck Size	Fits Hole Saw Sizes	Cat. No.
1/4 in. Round	1/2-20 in.	1/4 in.	9/16 - 1-3/16 in.	<b>35-391</b>
3/8 in. Hex	1/2-20 in.	3/8 in.	9/16 - 1-3/16 in.	<b>35-392</b>
7/16 in. Hex	1/2-20 in.	1/2 in.	9/16 - 1-3/16 in.	<b>35-393</b>
7/16 in. Hex	5/8-18 in.	1/2 in.	1-1/4 - 6 in.	<b>35-394</b>
7/16 in. Hex	5/8-18 in.	1/2 in.	1-1/4 - 6 in.	<b>35-536</b>
3/8 in. Hex	5/8-18 in.	3/8 in.	1-1/4 - 6 in.	<b>35-537</b>
7/16 in. Hex	5/8-18 in.	1/2 in.	2 - 6 in.	<b>35-538</b>

## Replacement Pilot Drills for Hole Saw Arbors

Split point pilot drills start on contact for faster penetration and less walking.



Description	Cat. No.
4-1/2 in. x 1/4 in. - Fits 35-391, 35-393, 35-394 & 35-538 arbors	<b>35-397</b>
3-1/4 in. x 1/4 in. - Fits 35-392, 35-536 & 35-537 arbors	<b>35-398</b>

## Arbor Extension

For boring jobs that require a longer reach, arbor extensions add up to 18 in. length and can be easily connected to IDEAL hole saw arbors.



Description	Cat. No.
Extension for 7/16 in. Arbors, 12 in. long	<b>35-396</b>

## Hole Saw Kits

### Electrician's Hole Saw Kit

- Reliable 8-piece kit in a durable plastic case
- Find electrical sizes for pipe and conduit through 2 in.



#### Kit 35-400 Includes:

Description	Cat. No.
Hole Saw sizes 7/8 in., 1-1/8 in., 1-3/8 in., 1-3/4 in., 2 in. & 2-1/2 in. Also includes arbor models 35-393 & 35-394	<b>35-400</b>

### 14-Piece Electrician's Hole Saw Kit

- Generous 14-piece kit offers a tremendous selection
- You'll find electrical sizes for pipe and conduit through 4 in.
- Sturdy plastic case survives extra wear and tear



#### Kit 35-401 Includes:

Description	Cat. No.
Hole Saw sizes 7/8 in., 1-1/8 in., 1-3/8 in., 1-3/4 in., 2 in., 2-1/2 in., 3 in., 3-5/8 in., 4-1/8 in., 4-1/2 in. Also includes arbor models 35-391, 35-393 & 35-394 and extension bar 35-396.	<b>35-401</b>

### 19-Piece Master Electrician's Hole Saw Kit

- For electrical, industrial and all-purpose maintenance needs
- 19-piece kit comes in sturdy durable plastic case
- Plumbing and electrical sizes for pipe and conduit through 4 in.



#### Kit 35-518 Includes:

Description	Cat. No.
Hole Saw sizes 3/4 in., 7/8 in., 1 in., 1-1/8 in., 1-3/8 in., 1-1/2 in., 1-3/4 in., 2 in., 2-1/4 in., 2-1/2 in., 3 in., 3-5/8 in., 4-1/8 in. & 4-1/2 in. Also includes arbor models 35-393, 35-394, pilot drill 35-397 (two pieces) and extension bar 35-396.	<b>35-518</b>

## Tungsten Carbide Grit Hole Saws

- Superior resistance to heat, wear and abrasion
- Unique snag resistant tooth/gullet design results in superior cutting performance
- The choice for abrasive or thin material including cast iron, drywall, plaster, stucco, ceramics, fiberglass, hardwood and composites
- 1-1/2 in. cutting depth



Diameter	Pipe Tap	Pipe Entrance	Cat. No.
<b>Use Arbor No. 35-391, 35-392 or 35-393</b>			
3/4 in.	1/2 in.	3/8 in.	<b>35-343CG</b>
7/8 in.	3/4 in.	1/2 in.	<b>35-345CG</b>
1-1/8 in.	1 in.	3/4 in.	<b>35-349CG</b>
<b>Use Arbor No. 35-394, 35-536 or 35-537</b>			
1-3/8 in.	—	1 in.	<b>35-353CG</b>
1-1/2 in.	1-1/4 in.	—	<b>35-355CG</b>
1-3/4 in.	1-1/2 in.	1-1/4 in.	<b>35-359CG</b>
2 in.	—	1-1/2 in.	<b>35-362CG</b>
2-1/8 in.	—	—	<b>35-364CG</b>
2-1/4 in.	2 in.	—	<b>35-365CG</b>
2-1/2 in.	—	2 in.	<b>35-368CG</b>
2-5/8 in.	2-1/2 in.	—	<b>35-370CG</b>
3 in.	—	2-1/2 in.	<b>35-373CG</b>
3-1/4 in.	3 in.	—	<b>35-375CG</b>
3-5/8 in.	—	3 in.	<b>35-378CG</b>

## Adjustable Can Light Hole Saws

- Cuts drywall and ceiling tile
- Self-sharpening carbide coated cutting blades
- Includes 2 dust shields to minimize clean up



Drill not included.

Description	Cat. No.
Adjustable Can Light Hole Saw – 10 sizes from 2-1/2 in. to 7 in.	<b>35-598</b>
Adjustable Can Light Hole Saw – 13 sizes from 6-1/4 in. to 10-3/8 in.	<b>35-599</b>

## Recessed Lighting Hole Saws

- Durable tungsten carbide grit cutting edge
- Quick and easy installation of recessed lighting
- Cut abrasive materials such as ceiling tile, lath and plaster
- Use with arbor 35-394



Diameter	For Fixtures	Cat. No.
4-3/8 in.	Capri®, Marco & Halo®, Mini-Juno®	<b>35-384CG</b>
6-3/8 in.	Capri®, Halo®, Pathway & Thomas	<b>35-601CG</b>
6-5/8 in.	Juno®, Progress & Pathway	<b>35-602CG</b>
6-7/8 in.	Capri®, Hubbell, Lightolier, Lithonia®, Prescolite, Progress	<b>35-603CG</b>

## Reciprocating Blades

- Bi-metal blades last up to 10 times longer than carbon steel blades
- Flexible spring-back provides long blade life
- Super-hard, high speed steel teeth for a sharp, long-lasting cutting edge
- Shatterproof for tough applications
- Fits all reciprocating saws using 1/2 inch universal shank



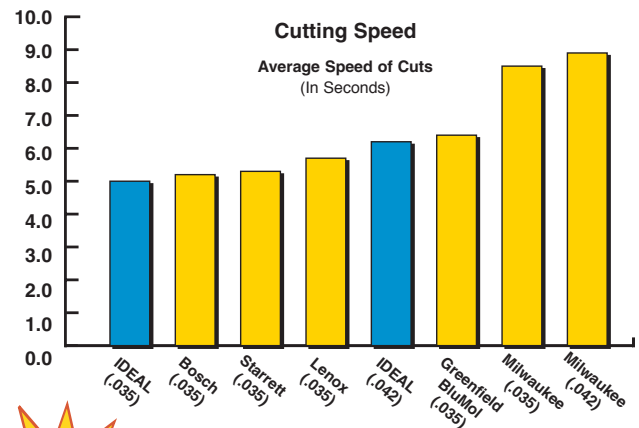
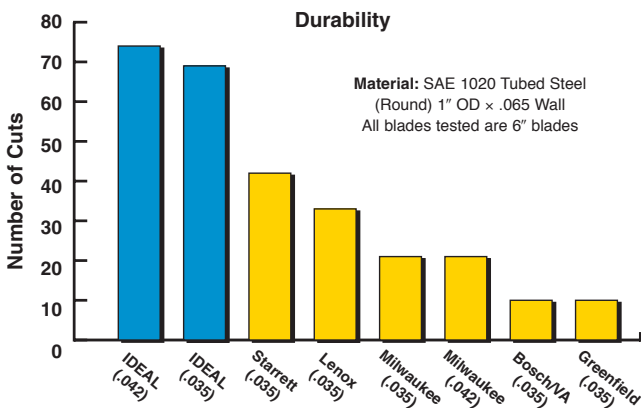
	L/W/TH (Inches)	TPI	Material	Blade Back	Qty.	Application	Cat. No.
<b>Metal Cutting</b>							
	6 x 3/4 x .035	14	Bi-metal	Straight	5	Pipe, structural steel, stainless steel: 3/32" - 1/4", Non-ferrous metal: 3/32" - 3/8"	<b>36-059</b>
	6 x 3/4 x .035	14	Bi-metal	Straight	25	Pipe, structural steel, stainless steel: 3/32" - 1/4", Non-ferrous metal: 3/32" - 3/8"	<b>36-059B</b>
	4 x 3/4 x .035	18	Bi-metal	Straight	5	Structural steel, pipe, conduit, stainless steel: 1/16" - 3/16" thick, Non-ferrous metal: 1/16" - 5/16" thick	<b>36-055</b>
	6 x 3/4 x .035	18	Bi-metal	Straight	5	Structural steel, pipe, conduit, stainless steel: 1/16" - 3/16" thick, Non-ferrous metal: 1/16" - 5/16" thick	<b>36-057</b>
	6 x 3/4 x .035	18	Bi-metal	Straight	25	Structural steel, pipe conduit, stainless steel: 1/16" - 3/16" thick, Non-ferrous metal: 1/16" - 5/16" thick	<b>36-057B</b>
	6 x 3/4 x .035	18	Bi-metal	Straight	5	Structural steel, pipe, conduit, stainless steel: 1/16" - 3/16" thick, Non-ferrous metal: 1/16" - 5/16" thick	<b>36-060</b>
	6 x 3/4 x .035	24	Bi-metal	Straight	5	All metal less than 1/8" thick: Tubing conduit, trim	<b>36-058</b>
	6 x 3/4 x .035	24	Bi-metal	Straight	25	All metal less than 1/8" thick: Tubing conduit, trim	<b>36-058B</b>
<b>Heavy-Duty Metal Cutting</b>							
	6 x 3/4 x .050	18	Bi-metal	Straight	2	Heavy-duty blade for cutting structural steel, pipe, conduit, stainless steel: 1/16" to 3/16" thick	<b>36-085</b>
	8 x 3/4 x .050	10/14	Bi-metal	Straight	2	Heavy-duty blade for cutting structural steel, pipe, conduit, stainless steel: 1/8" to 1/2" thick	<b>36-086</b>
	12 x 3/4 x .050	10/14	Bi-metal	Taper	5	Heavy-duty blade for cutting structural steel, pipe, conduit, stainless steel: 1/8" to 1/2" thick	<b>36-087</b>
<b>Wood w/Nails</b>							
	6 x 3/4 x .050	6	Bi-metal	Taper	5	Fast cutting, roughing-in work, nail-embedded wood, remodeling	<b>36-065</b>
	6 x 3/4 x .050	6	Bi-metal	Taper	25	Fast cutting, roughing-in work, nail-embedded wood, remodeling	<b>36-065B</b>
	9 x 3/4 x .050	6	Bi-metal	Taper	5	Fast cutting, roughing-in work, nail-embedded wood, remodeling	<b>36-066</b>
	12 x 3/4 x .050	6	Bi-metal	Taper	5	Fast cutting, roughing-in work, nail-embedded wood, remodeling	<b>36-067</b>
<b>Demolition</b>							
	9 x 7/8 x .062	6	Bi-metal	Taper	2	Demolition work in nail-embedded wood, remodeling	<b>36-095</b>
	9 x 7/8 x .062	10	Bi-metal	Taper	2	Demolition work in wood, metal, pipe and fire and rescue	<b>36-096</b>
<b>General Purpose</b>							
	6 x 3/4 x .035	10	Bi-metal	Straight	5	Nail embedded wood, metal and non-ferrous metal composition materials & plastics 1/8" - 1/2"	<b>36-075</b>
<b>Specialty Cutting</b>							
	8 x 3/4 x .050	Grit	Tung. Grit	Straight	2	Iron pipe, fiberglass, reinforced plastics, ceramic tile, stone, slate and brick.	<b>36-090</b>
	3 x 5/16 x .035	18	Bi-Metal	Scroll	5	Scroll cutting wood, cast aluminum and non-ferrous metals	<b>36-054</b>
<b>Plaster/Drywall</b>							
	6 x 3/4 x .050	6	Bi-metal	Taper	2	For plaster, drywall, plaster board & lath. Bi-directional cutting	<b>36-088</b>

## Long-Life Metal Cutting Reciprocating Blades

- Engineered to be the longest lasting metal cutting blades available
- Long-life blades perform up to three times as many cuts as similar metal cutting blades
- 8% cobalt cutting edge for extreme durability
- Shatterproof bi-metal design
- Longer life for greater value



Long-Life Blades	L/W/TH (Inches)	TPI	Material	Blade Bock	Qty.	Application	Cat. No.
	6 x 3/4 x .035	18	Bi-metal	Straight	5	Long-Life blade for cutting structural steel, pipe, conduit, stainless steel, sheet metal: 1/16" - 3/16" thick	<b>36-043</b>
	8 x 3/4 x .035	18	Bi-metal	Straight	5	Long-Life blade for cutting structural steel, pipe, conduit, stainless steel, sheet metal: 1/16" - 3/16" thick	<b>36-044</b>
	6 x 1 x .042	14	Bi-metal	Straight	5	Long-life blade for cutting rebar, barstock, angle iron and other heavy gauge metals: 1/8" and thicker	<b>36-046</b>
	12 x 1 x .050	14	Bi-metal	Straight	5	Long-life blade for cutting rebar, barstock, angle iron and other heavy gauge metals: 1/8" and thicker	<b>36-048</b>



## Progressive Tooth Reciprocating Blades

- Specially designed for all purpose cutting
- Cut multiple materials without changing blades
- Tough bi-metal and HCS construction for long life.



Long-Life Blades	L/W/TH (Inches)	Material	Blade Bock	Qty.	Application	Cat. No.
	6 x 3/4 x .035	Progressive	Bi-metal	5	All metal, non-ferrous metal, sheet metal, pipe, and other metal materials	<b>36-056</b>
	8 x 3/4 x .050	Progressive	HCS	5	All wood and composite materials	<b>36-052</b>
	8 x 3/4 x .050	Progressive	Bi-metal	5	For wood, nail-embedded wood, non-ferrous metals, plastic and fiberglass	<b>36-076</b>

## Portable Band Saw Blades

- Bi-metal construction
- Fit all standard portable band saw machines
- For pipe, tubing and solids
- Cut any machinable metal, including conduit, angle iron, structurals, rebar and stainless steel tubing

L/W/THK (Inches)	TPI	Qty./Pack	Cat. No.
44-7/8 x 1/2 x .020	10	3	<b>36-070</b>
44-7/8 x 1/2 x .020	14	3	<b>36-071</b>
44-7/8 x 1/2 x .020	18	3	<b>36-072</b>
44-7/8 x 1/2 x .020	24	3	<b>36-073</b>





## Nailbiter™ Ship Auger Bits

- Dual-Helix construction with twin cutting edges provides faster and smoother drilling action, even through nail-embedded timbers
- Full body, dual induction heat treatment ensures durability, minimizes warping and delivers long lasting performance
- Heavy-duty lead screw designed for quick gripping power, superior penetration and extra-long life
- Re-sharpenable for extended tool life



Power Ship Augers - Bit Length = 7-1/2", Twist = 5", Shank = 7/16" Description	Hole Diameter	Overall Length	Twist Length	Cat. No.
5/8 in. Power Ship Auger	5/8 in.	7-1/2 in.	5 in.	<b>35-810</b>
11/16 in. Power Ship Auger	11/16 in.	7-1/2 in.	5 in.	<b>35-811</b>
3/4 in. Power Ship Auger	3/4 in.	7-1/2 in.	5 in.	<b>35-812</b>
13/16 in. Power Ship Auger	13/16 in.	7-1/2 in.	5 in.	<b>35-813</b>
7/8 in. Power Ship Auger	7/8 in.	7-1/2 in.	5 in.	<b>35-814</b>
1 in. Power Ship Auger	1 in.	7-1/2 in.	5 in.	<b>35-815</b>
1-1/8 in. Power Ship Auger	1-1/8 in.	7-1/2 in.	5 in.	<b>35-816</b>
1-1/4 in. Power Ship Auger	1-1/4 in.	7-1/2 in.	5 in.	<b>35-817</b>

Power Ship Augers - Bit Length = 18", Twist = 15", Shank = 7/16" Description	Hole Diameter	Overall Length	Twist Length	Cat. No.
1/2 in. Power Ship Auger	1/2 in.	18 in.	15 in.	<b>35-820</b>
5/8 in. Power Ship Auger	5/8 in.	18 in.	15 in.	<b>35-821</b>
11/16 in. Power Ship Auger	11/16 in.	18 in.	15 in.	<b>35-822</b>
3/4 in. Power Ship Auger	3/4 in.	18 in.	15 in.	<b>35-823</b>
13/16 in. Power Ship Auger	13/16 in.	18 in.	15 in.	<b>35-824</b>
7/8 in. Power Ship Auger	7/8 in.	18 in.	15 in.	<b>35-825</b>
15/16 in. Power Ship Auger	15/16 in.	18 in.	15 in.	<b>35-826</b>
1 in. Power Ship Auger	1 in.	18 in.	15 in.	<b>35-827</b>
1-1/8 in. Power Ship Auger	1-1/8 in.	18 in.	15 in.	<b>35-828</b>
1-1/4 in. Power Ship Auger	1-1/4 in.	18 in.	15 in.	<b>35-829</b>

## Auger Bit Extensions

\*Dual locking screws



Auger Bit Extensions, 18 in. Six flats to fit drill chuck – Allen wrench included Description	Cat. No.
Auger Bit Extension – 5/16 in.	<b>35-818</b>
Auger Bit Extension – 7/16 in.	<b>35-819</b>

## Mini™ Augers


- Designed to fit between wall studs when used with common drills
- Eliminates the need for expensive right angle drills



Mini™ Augers - Bit Length = 4-3/4" Twist = 2-1/2", Shank = 7/16" Description	Hole Diameter	Overall Length	Twist Length	Cat. No.
5/8 Mini™ Auger	5/8 in.	4-3/4 in.	2-1/2 in.	<b>35-862</b>
3/4 Mini™ Auger	3/4 in.	4-3/4 in.	2-1/2 in.	<b>35-864</b>
7/8 Mini™ Auger	7/8 in.	4-3/4 in.	2-1/2 in.	<b>35-866</b>
1 Mini™ Auger	1 in.	4-3/4 in.	2-1/2 in.	<b>35-868</b>

## RESI-MASTER™ Heavy-Duty Ship Augers

- 62° cutting angle reinforces the cutting edge and provides greater durability
- Hardened lead screw and cutting edge provide increased wear resistance and extended life
- Secondary relief angle evacuates wood chips quickly and prevents auger from jamming
- Oversized cutting head makes hole larger than body of bit for easy ejection from work piece



Power Ship Augers - Bit Length = 7-1/2", Twist = 5", Shank = 7/16" Description	Hole Diameter	Overall Length	Twist Length	Cat. No.
5/8 in. RESI-MASTER™ Auger	1/2 in.	7-1/2 in.	5 in.	<b>35-892</b>
3/4 in. RESI-MASTER™ Auger	3/4 in.	7-1/2 in.	5 in.	<b>35-893</b>
15/16 in. RESI-MASTER™ Auger	15/16 in.	7-1/2 in.	5 in.	<b>35-896</b>
7/8 in. RESI-MASTER™ Auger	7/8 in.	7-1/2 in.	5 in.	<b>35-897</b>
1 in. RESI-MASTER™ Auger	1 in.	7-1/2 in.	5 in.	<b>35-898</b>
1-1/8 in. RESI-MASTER™ Auger	1-1/8 in.	7-1/2 in.	5 in.	<b>35-899</b>

Power Ship Augers - Bit Length = 18", Twist = 15", Shank = 7/16" Description	Hole Diameter	Overall Length	Twist Length	Cat. No.
5/8 in. RESI-MASTER™ Auger	5/8 in.	18 in.	15 in.	<b>35-971</b>
3/4 in. RESI-MASTER™ Auger	3/4 in.	18 in.	15 in.	<b>35-972</b>
15/16 in. RESI-MASTER™ Auger	15/16 in.	18 in.	15 in.	<b>35-977</b>
7/8 in. RESI-MASTER™ Auger	7/8 in.	18 in.	15 in.	<b>35-976</b>
1 in. RESI-MASTER™ Auger	1 in.	18 in.	15 in.	<b>35-978</b>
1-1/8 in. RESI-MASTER™ Auger	1-1/8 in.	18 in.	15 in.	<b>35-979</b>

## Installer Bits

- Hole in fluted head for pulling wires through walls, ceiling and floors
- Flutes designed for quick chip removal – no clogging or binding
- Premium quality, extra-hard 52-100 carbon bearing steel



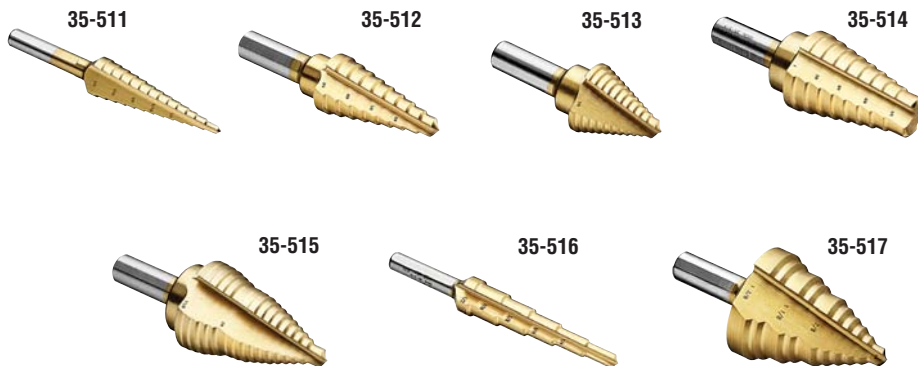
Description	Length	Cat. No.
Installer Bit – 1/4 in.	18 in.	<b>35-870</b>
Installer Bit – 3/8 in.	18 in.	<b>35-871</b>
Installer Bit – 1/2 in.	18 in.	<b>35-872</b>

## Titanium-Coated Step Drill Bits



Trust IDEAL step drill bits for precise, repetitive drilling through the toughest materials including brass, carbon steel, cast iron, stainless steel, and more. These tough and reliable tools are constructed with a rugged titanium nitrite exterior coating. Each step is gradually blended to ease stepping through hole sizes; reducing the need to keep changing drill bits, which speeds up the fabrication process. Improved Split-Point tip design eliminates the need for a starter hole or punch and delivers three times faster starts, saving valuable time. The double-fluted design provides balanced cuts and cooler operation.

Bit Diameters Sizes (Inches)	No. of Hole Sizes	Step Increments (Inches)	Step Thickness (Inches)	Shank Dia. (Inches)	Cat. No.
1/8 to 1/2	13	1/32	1/8	1/4	<b>35-511</b>
1/4 to 3/4	9	1/16	1/8	3/8	<b>35-512</b>
1/4 to 7/8	11	1/16	1/16	3/8	<b>35-513</b>
1/2 to 1	8	1/16	1/8	3/8	<b>35-514</b>
1/4 to 1-1/8	16	1/16	1/16	3/8	<b>35-515</b>
3/16 to 1/2	6	1/16	3/8	1/4	<b>35-516</b>
1/4 to 1-3/8	10	1/32	1/16 to 1/4	3/8	<b>35-517</b>



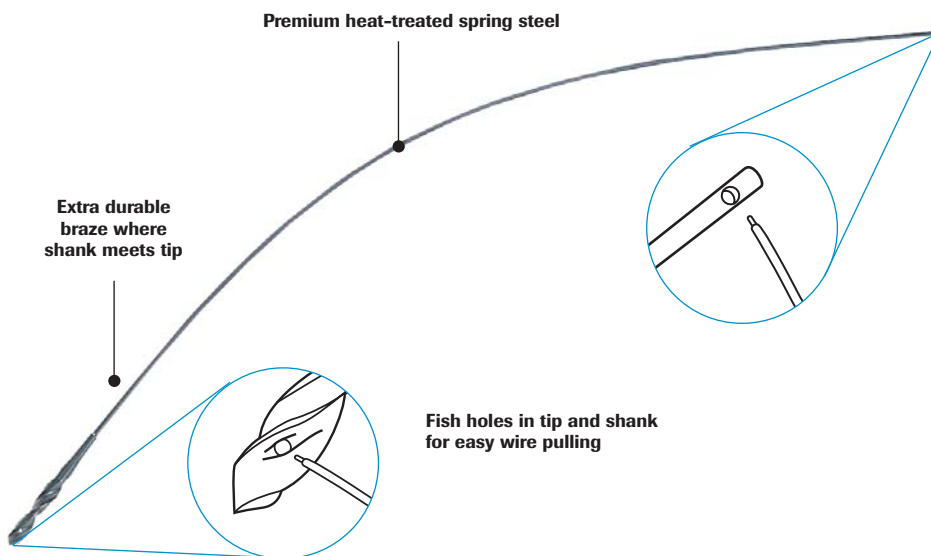
### Electrician's Step Bit Kit

- Durable blow-molded case securely holds and protects bits
- Kit includes four step bits (35-511, 35-513, 35-515 and 35-517)
- Kit provides a solution for every electrical hole size between 1/8 in. and 1-3/8 in.



Description	Cat. No.
Electrician's Step Bit Kit	<b>35-520</b>

## Flexible Drill Bits



Professional drill bits drill and fish wire in one easy step. Drill and pull wire through blind areas in ceilings, walls and floors. Shanks are made from premium heat-treated spring steel for maximum flexibility while practically eliminating any retained shank bend. A three-flat non-slip grip on the shank and fish holes in both the tip and shank insure trouble-free wire pulling in either direction. Our tip design provides superior tip/shank contact, increasing the strength and durability of the braze and preventing separation when striking nails or other obstructions. Multiple styles are available for a variety of applications.

### Screw Point Flexible Bits, Type B

- Fast and aggressive, self-starting bit
- Ultra-sharp ground threads provide increased pulling power through obstructions
- Designed for easy to tough wood drilling



### Serrated Combination Flexible Bits, Type C

- Multi-purpose versatile bit for clean holes
- Designed for easy to medium wood drilling and light metal
- Pressure is needed for starting and pulling the bit through the wood



Description	Shank	Cat. No.
3/8 in. x 24 in. Screw Point Flexible Bit	3/16	90-080
3/8 in. x 36 in. Screw Point Flexible Bit	3/16	90-081
3/8 in. x 54 in. Screw Point Flexible Bit	3/16	90-082
3/8 in. x 72 in. Screw Point Flexible Bit	3/16	90-083
1/2 in. x 36 in. Screw Point Flexible Bit	3/16	90-084
1/2 in. x 54 in. Screw Point Flexible Bit	3/16	90-085
1/2 in. x 72 in. Screw Point Flexible Bit	3/16	90-086
9/16 in. x 36 in. Screw Point Flexible Bit	3/16	90-087
9/16 in. x 54 in. Screw Point Flexible Bit	3/16	90-088
9/16 in. x 72 in. Screw Point Flexible Bit	3/16	90-089
3/4 in. x 36 in. Screw Point Flexible Bit	1/4	90-090
3/4 in. x 54 in. Screw Point Flexible Bit	1/4	90-091
3/4 in. x 72 in. Screw Point Flexible Bit	1/4	90-092

Description	Shank	Cat. No.
1/4 in. x 24 in. Serrated Combination Flexible Bit	3/16	90-061
1/4 in. x 54 in. Serrated Combination Flexible Bit	3/16	90-063
3/8 in. x 24 in. Serrated Combination Flexible Bit	3/16	90-065
3/8 in. x 36 in. Serrated Combination Flexible Bit	3/16	90-066
3/8 in. x 54 in. Serrated Combination Flexible Bit	3/16	90-067
3/8 in. x 72 in. Serrated Combination Flexible Bit	3/16	90-068
1/2 in. x 54 in. Serrated Combination Flexible Bit	3/16	90-070
9/16 in. x 54 in. Serrated Combination Flexible Bit	3/16	90-073

## High-Speed Steel Flexible Bits, Type HS

- Heavy duty split point high-speed steel drill bit
- The best when encountering nail-embedded wood, steel studs and steel plates



**Best for METAL**

Description	Shank	Cat. No.
3/8 in. x 24 in. High-speed Steel Flexible Bit	3/16	<b>90-154</b>
3/8 in. x 36 in. High-speed Steel Flexible Bit	3/16	<b>90-155</b>
3/8 in. x 54 in. High-speed Steel Flexible Bit	3/16	<b>90-156</b>
3/8 in. x 72 in. High-speed Steel Flexible Bit	3/16	<b>90-157</b>
1/2 in. x 24 in. High-speed Steel Flexible Bit	1/4	<b>90-158</b>
1/2 in. x 36 in. High-speed Steel Flexible Bit	1/4	<b>90-159</b>
1/2 in. x 54 in. High-speed Steel Flexible Bit	1/4	<b>90-160</b>
1/2 in. x 72 in. High-speed Steel Flexible Bit	1/4	<b>90-161</b>

## Masonry Flexible Bits, Type M

- Masonry drill bit
- Designed for drilling in lightweight masonry materials



**Best for MASONRY**

Description	Shank	Cat. No.
3/8 in. x 54 in. Masonry Flexible Bit	3/16	<b>90-124</b>
1/2 in. x 72 in. Masonry Flexible Bit	1/4	<b>90-128</b>

## Flexible Bit Extensions

- Three lengths available for 3/16 in. and 1/4 in. shaft diameters
- Connect to chuck end of shaft to increase the length of the bit




Description	Shank	Cat. No.
3/16 in. x 36 in. Flexible Bit Extension	3/16	<b>90-170</b>
3/16 in. x 54 in. Flexible Bit Extension	3/16	<b>90-171</b>
1/4 in. x 36 in. Flexible Bit Extension	1/4	<b>90-173</b>
1/4 in. x 54 in. Flexible Bit Extension	1/4	<b>90-174</b>

## Flexible Bit Placement Tool

- Use as a positioning guide for the flexible drill bits
- Aids in more accurate placement of bit tips within walls
- Increases directional control during drilling



Description	Cat. No.
Flexible Bit Placement Tool	<b>90-176</b>



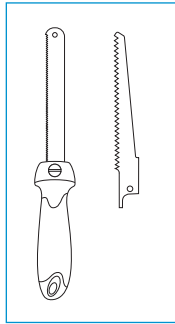
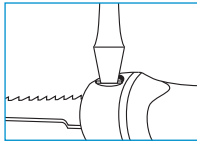
Flexible Drill Bits



### Jab Saw



- Includes replaceable bi-metal wallboard blade
- Holds all reciprocating blades and hacksaw blades
- Ergonomic grip



Description	Cat. No.
Jab Saw	35-275
Replacement blade	36-088

### Folding Saw



- Light-weight, heavy-duty die cast construction
- Ergonomic rubber comfort grip
- Blade safely and conveniently folds down in handle
- Accepts all standard 6" recip blades

Description	Cat. No.
Folding Saw	35-274


### Aviation Tin Snips



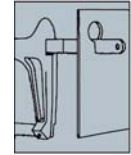
- Chrome-molybdenum steel forged blades for greater strength and durability
- Serrated edges provide a stable hold when cutting
- Labor-saving design for easier cutting
- Comfortable non-slip dual durometer grips

Description	Cat. No.
Straight Cut Aviation Tin Snips	35-001
Right Cut Aviation Tin Snips	35-002
Left Cut Aviation Tin Snips	35-003

### Heavy-Duty Hacksaw



- Cushioned ergonomic grip for performance and comfort
- Rugged frame provides lightweight rigidity and exceptional control
- Stores up to nine extra blades
- Blades can be adjusted to 55° angle for flush cutting and tensioned to 30,000 psi
- Includes 12 in. x 24T bi-metal blade



Description	Cat. No.
Heavy-Duty Hacksaw	35-260

### Ergonomic Hacksaw



- Angled handle for easier cutting
- Blade can easily be adjusted for flush cutting
- Easy tensioning wing-nut keeps blades tight for straighter cuts
- Cushioned ergonomic grip for performance and comfort
- Includes 12 in. x 24T bi-metal blade

Description	Cat. No.
Ergonomic Hacksaw	35-261


### Mini Hacksaw



- Heavy-duty die cast frame
- Non-slip rubber comfort grip
- Accepts all standard hacksaw blades

Description	Cat. No.
Mini Hacksaw	35-259


### Hacksaw Blades



- Bi-metal blades provide strength, flexibility and longer life

Description	Qty./Pack	Cat. No.
12 in. x 18T Blades	10	35-271
12 in. x 24T Blades	10	35-272
12 in. x 32T Blades	10	35-273
12 in. x 18T Blades	100	35-262
12 in. x 24T Blades	100	35-263
12 in. x 32T Blades	100	35-264






## Plenum Ties

### Halar® Ties

- For use in air handling/plenum environments
- Easily recognized maroon color
- Low smoke density and excellent flammability rating, non-flammable UL 94V-0
- Superior chemical resistance
- 300°F temperature use



Description	Length	Width	Thickness	Max. Bundle	Tensile Strength	Qty./Bag	Cat. No.
Maroon Halar	8.0 in./203mm	.178 in./4.5mm	.053 in./1.35mm	1/16 - 2 in.	50 lbs.	100	<b>IT2S-C702</b>
Maroon Halar	11.0 in./279mm	.178 in./4.5mm	.053 in./1.35mm	1/16 - 3 in.	50 lbs.	100	<b>IT3S-C702</b>

Approximate dimensions.

Halar® is a trademark of Ausimont Chemical Co.

### UL Listed for Air Handling Ties

- UL Listed nylon 6/6 cable ties are suitable for use in air handling spaces in accordance with Section 300-22(C) & (D) of the National Electrical Code
- See page D-4 for additional technical information



### Standard Ties

Description	Length	Width	Thickness	Max. Bundle	Tensile Strength	Mil-Spec Reference	Qty./Bag	Cat. No.
Maroon Nylon	7.5 in./190mm	.178 in./4.52mm	.053 in./1.34mm	1/16 - 1-7/8	50 lbs.	MS3367-1-9	100	<b>IT2S-C35</b>
Natural Nylon							100	<b>IT2S-C</b>
Natural Nylon							1000	<b>IT2S-M</b>
UV Black Nylon							100	<b>IT2S-C0</b>
UV Black Nylon							1000	<b>IT2S-M0</b>
Maroon Nylon	11.2 in./284mm	.178 in./4.52mm	.053 in./1.34mm	1/16 - 3-1/16	50 lbs.	MS3367-7-9	100	<b>IT3S-C35</b>
Natural Nylon							100	<b>IT3S-C</b>
Natural Nylon							500	<b>IT3S-D</b>
UV Black Nylon							100	<b>IT3S-C0</b>
UV Black Nylon							500	<b>IT3S-D0</b>
Natural Nylon	14.5 in./368mm	.178 in./4.52mm	.053 in./1.34mm	1/16 - 4-1/8	50 lbs.	MS3367-2-9	100	<b>IT4S-C</b>
Natural Nylon							500	<b>IT4S-D</b>
UV Black Nylon							100	<b>IT4S-C0</b>
UV Black Nylon							500	<b>IT4S-D0</b>

### Mounting Ties

Description	Length	Width	Strap Thickness	Max. Bundle	Tensile Strength	Screw Size	Qty./Bag	Cat. No.
Natural Nylon	8.1 in./206mm	.178 in./4.52mm	.053 in./1.35mm	1/16 - 1-3/4 in.	50 lbs.	No. 10	100	<b>IT2SMH-C</b>
Natural Nylon							1000	<b>IT2SMH-M</b>
UV Black Nylon							100	<b>IT2SMH-C0</b>

### Cable Tie Bag

- Keep your cable ties right where you need them, eliminate loss with this convenient easy-to-use bag that clips securely onto your belt
- Includes a bag for 8 in. cable ties and a bag for 11 in. cable ties, they easily clip together or can be used separately
- Elastic cord quickly and easily cinches to keep ties securely in place



Description	Cat. No.
Cable Tie Bag	<b>IT-BAG</b>

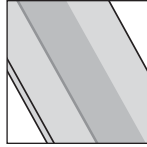
# Wire Management

## Pro-Met™

- Larger stainless steel barb for more resistance
- Metal tooth is cut and set firmly in place using exclusive manufacturing processes

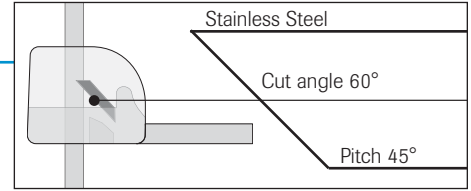
### Central Rib Replaces Teeth

- Central rib design allows for maximum flexibility without losing resistance
- Central relief eliminates breaking points
- Infinitely adjustable to any bundle diameter



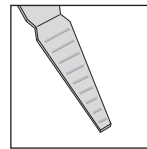
### Superior Strength

- Excellent impact resistance



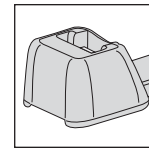
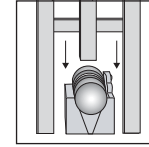
### Unique Tail Design

- Straight tail gives you more tightening diameter
- Spear point simplifies installation
- Ribbing on the point allows for grabbing and tightening



### Ergonomic Head

- Head design allows for quicker installation
- Smooth head protects installer hands
- Decrease your application costs



Cable Ties

## Miniature (18 lb.) Ties Natural and UV Black

Description	Length	Width	Thickness	Max. Bundle	Tensile Strength	Qty./Bag	Cat. No.
Natural Nylon	3.9 in./100mm	0.10 in./2.5mm	0.035 in./0.9mm	0.9 in./24mm	18 lbs./18 DaN	100	IMET1M-C
UV Black Nylon						100	IMET1M-C0

## Intermediate (40 lb.) Ties Natural and UV Black

Description	Length	Width	Thickness	Max. Bundle	Tensile Strength	Qty./Bag	Cat. No.
Natural Nylon	5.5 in./140mm	0.14 in./3.5mm	0.039 in./1.0mm	1.4 in./36mm	40 lbs./28 DaN	100	IMET1_5I-C
UV Black Nylon						100	IMET1_5I-C0
Natural Nylon	11 in./280mm	0.14 in./3.5mm	0.039 in./1.0mm	3.1 in./80mm	40 lbs./28 DaN	100	IMET3I-C
Natural Nylon						1000	IMET3I-M
UV Black Nylon						100	IMET3I-C0
UV Black Nylon						1000	IMET3I-M0

## Standard (50 lb.) Ties Natural and UV Black

Description	Length	Width	Thickness	Max. Bundle	Tensile Strength	Qty./Bag	Cat. No.
Natural Nylon	7.9 in./200mm	0.18 in./4.5mm	0.043 in./1.1mm	2.0 in./51mm	50 lbs./40 DaN	100	IMET2S-C
Natural Nylon						1000	IMET2S-M
UV Black Nylon						100	IMET2S-C0
UV Black Nylon						1000	IMET2S-M0
Natural Nylon	11.4 in./290mm	0.18 in./4.5mm	0.043 in./1.1mm	3.0 in./76mm	50 lbs./40 DaN	100	IMET3S-C
Natural Nylon						1000	IMET3S-M
UV Black Nylon						100	IMET3S-C0
UV Black Nylon						1000	IMET3S-M0
Natural Nylon	14.2 in./360mm	0.18 in./4.5mm	0.043 in./1.1mm	4.0 in./101mm	50 lbs./40 DaN	100	IMET4S-C
Natural Nylon						1000	IMET4S-M
UV Black Nylon						100	IMET4S-C0
UV Black Nylon						1000	IMET4S-M0

## Light Heavy-Duty (120 lb.) Ties Natural and UV Black

Description	Length	Width	Thickness	Max. Bundle	Tensile Strength	Qty./Bag	Cat. No.
Natural Nylon	14.2 in./360mm	0.30 in./7.5mm	0.059 in./1.5mm	4.0 in./101mm	120 lbs./80 DaN	50	IMET4LH-L
Natural Nylon						500	IMET4LH-D
UV Black Nylon						50	IMET4LH-LO
UV Black Nylon						500	IMET4LH-DO

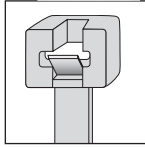




## Powr-Tie™

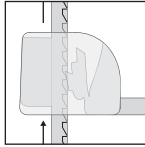
### Quality Construction

- One-piece design for added strength
- Superior locking mechanism
- Exceeds industry tensile strength ratings



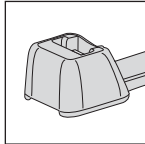
### Low Insertion Force

- Tapered thin tip reduces initial friction
- Lowest insertion force with the highest tensile strength
- Reduces installation fatigue



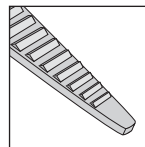
### No Burrs or Sharp Edges

- Smooth corners provide added safety
- Rounded edges eliminate insulation damage



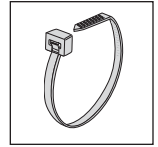
### Stepped Tail Gripper

- Tapered tail grip assures positive threading
- Stepped tail allows for easier grabbing and tightening once engaged



### Angled Tail

- Eases initial insertion alignment
- Lowers installation costs



### Material Selection

- **Natural General Purpose 6/6 Nylon**
  - Suitable for most applications
  - Meets UL 94V-2 flammability ratings
  - 85°C/185°F working temperature
- **UV Black Nylon 6/6**
  - Suitable for most applications with continuous or extended exposure to outdoor elements
  - Weather resistant grade, able to endure ultraviolet (UV) light
  - Meets UL 94V-2 flammability ratings
  - 85°C/185°F working temperature
- **Heat Stabilized Black Nylon 6/6**
  - Suitable for most applications with continuous or extended exposure to high temperatures
  - Meets UL standards for electrical applications
  - Meets UL 94V-2 flammability ratings
  - 125°C/254°F working temperature

## Miniature (18 lb.) Ties Natural & UV Black

Description	Length	Width	Thickness	Max. Bundle	Tensile Strength	Mil-Spec Reference	Qty./Bag	Cat. No.
Natural Nylon	4.0 in./102mm	.094 in./2.39mm	.042 in./1.06mm	1/16 - 7/8	18 lbs.	MS3367-4-9	100	<b>IT1M-C</b>
Natural Nylon							1000	<b>IT1M-M</b>
UV Black Nylon						100	<b>IT1M-C0</b>	
Natural Nylon	6.1 in./154mm	.094 in./2.39mm	.042 in./1.06mm	1/16 - 1-1/2	18 lbs.		100	<b>IT1_5M-C</b>
UV Black Nylon							100	<b>IT1_5M-C0</b>
Natural Nylon	8.1 in./206mm	.094 in./2.39mm	.042 in./1.06mm	1/16 - 2-3/16	18 lbs.		100	<b>IT2M-C</b>
Natural Nylon							1000	<b>IT2M-M</b>
UV Black Nylon							100	<b>IT2M-C0</b>

\*IM, 1\_5M & 2M Series



## Intermediate (40 lb.) Ties Natural & UV Black

Description	Length	Width	Thickness	Max. Bundle	Tensile Strength	Mil-Spec Reference	Qty./Bag	Cat. No.
Natural Nylon	5.7 in./145mm	.140 in./3.56mm	.049 in./1.24mm	1/16 - 1-7/16	40 lbs.	MS3367-5-9	100	<b>IT1_5I-C</b>
Natural Nylon							1000	<b>IT1_5I-M</b>
UV Black Nylon						100	<b>IT1_5I-C0</b>	
UV Black Nylon						MS3367-5-0	1000	<b>IT1_5I-M0</b>
Natural Nylon	8.8 in./224mm	.140 in./3.56mm	.049 in./1.24mm	1/16 - 2-3/8	40 lbs.	MS53367-5-9	100	<b>IT2I-C</b>
Natural Nylon							1000	<b>IT2I-M</b>
UV Black Nylon						100	<b>IT2I-C0</b>	
UV Black Nylon						1000	<b>IT2I-M0</b>	
Natural Nylon	11.5 in./292mm	.142 in./3.60mm	.055 in./1.40mm	1/16 - 3-3/8	40 lbs.		100	<b>IT3I-C</b>
UV Black Nylon							100	<b>IT3I-C0</b>
Natural Nylon	14.5 in./368mm	.142 in./3.60mm	.055 in./1.40mm	1/16 - 4	40 lbs.		100	<b>IT4I-C</b>
UV Black Nylon							100	<b>IT4I-C0</b>

\*1\_5 & 2I Series



# Wire Management

## Standard (50 lb.) Ties Natural, UV Black & Heat Stabilized Black

Description	Length	Width	Thickness	Max. Bundle	Tensile Strength	Mil-Spec Reference	Qty./Bag	Cat. No.
Natural Nylon	7.5 in./190mm	.178 in./4.52mm	.053 in./1.34mm	1/16 - 1-7/8	50 lbs.	MS3367-1-9	100	IT2S-C
Natural Nylon							1000	IT2S-M
UV Black Nylon						MS3367-1-0	100	IT2S-C0
UV Black Nylon							1000	IT2S-M0
Heat Stabilized Black Nylon							100	IT2S-C30
Natural Nylon	11.2 in./284mm	.178 in./4.52mm	.053 in./1.34mm	1/16 - 3-1/16	50 lbs.	MS3367-7-9	100	IT3S-C
Natural Nylon							500	IT3S-D
UV Black Nylon						MS3367-7-0	100	IT3S-C0
UV Black Nylon							500	IT3S-D0
Natural Nylon	14.5 in./368mm	.178 in./4.52mm	.053 in./1.34mm	1/16 - 4-1/8	50 lbs.	MS3367-2-9	100	IT4S-C
Natural Nylon							500	IT4S-D
UV Black Nylon						MS3367-2-0	100	IT4S-C0
UV Black Nylon							500	IT4S-D0
Natural Nylon	17.0 in./432mm	.190 in./4.82mm	.053 in./1.34mm	1/16 - 4-3/4	50 lbs.		100	IT5S-C
UV Black Nylon							100	IT5S-C0

\*2S, 3S & 4S Series

UL Listed Nylon 6/6 cable ties are suitable for use in air handling spaces in accordance with Section 300-22(C) & (D) of the National Electrical Code.



Cable Ties

## Light Heavy-Duty, Heavy-Duty & Extra Heavy-Duty Ties Natural, UV Black & Heat Stabilized Black

Description	Length	Width	Thickness	Max. Bundle	Tensile Strength	Mil-Spec Reference	Qty./Bag	Cat. No.
Natural Nylon	8.7/220.9mm	.300 in./7.62mm	.076 in./1.93mm	2-1/16	120 lbs.		100	IT2LH-C
UV Black Nylon							100	IT2LH-C0
Natural Nylon	15.1 in./384mm	.300 in./7.62mm	.075 in./1.90mm	3/16-4-1/16	120 lbs.	MS3367-3-9	50	IT4LH-L
UV Black Nylon						MS3367-3-0	50	IT4LH-L0
Natural Nylon	17.8 in./451mm	.300 in./7.62mm	.075 in./1.90mm	3/16-5-1/4	120 lbs.		50	IT5LH-L
UV Black Nylon							50	IT5LH-L0
Natural Nylon	24.2 in./614mm	.300 in./7.62mm	.075 in./1.90mm	3/16-7	120 lbs.		50	IT7LH-L
UV Black Nylon							50	IT7LH-L0
Natural Nylon	25.3 in./642mm	.340 in./8.64mm	.090 in./2.29mm	3/16-7-3/16	175 lbs.	MS3367-10-9	50	IT7H-L
UV Black Nylon						MS3367-10-0	50	IT7H-L0
Natural Nylon	33.1 in./841mm	.340 in./8.64mm	.090 in./2.29mm	3/16-9-3/4	175 lbs.	MS3367-12-9	50	IT10H-L
UV Black Nylon						MS3367-12-0	50	IT10H-L0
Natural Nylon	37.1 in./942mm	.340 in./8.64mm	.090 in./2.29mm	3/16-11	175 lbs.	MS3367-13-9	50	IT11H-L
UV Black Nylon						MS3367-13-0	50	IT11H-L0
Natural Nylon	47.8 in./1214mm	.340 in./8.64mm	.090 in./2.29mm	3/8-14-1/2	175 lbs.	MS3367-16-9	50	IT14H-L
Gray Nylon						MS3367-16-8	50	IT14H-L8
UV Black Nylon						MS3367-16-0	50	IT14H-L0
UV Black Nylon	22.8 in./579mm	.50 in./12.7mm	.080 in./2.03mm	3/16-6	250 lbs.		100	IT6EH-C0

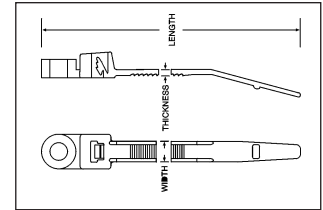

\*4LH, 7H, 10H, 11H, 14H Series





## Mounting Head Ties Natural and UV Black

- Use for attaching bundles to surfaces
- Allows bundling before and after mounting



Description	Length	Width	Strap Thickness	Max. Bundle	Tensile Strength	Screw Size	Qty./Bag	Cat. No.
Natural Nylon	6.0 in./152mm	.140 in./3.55mm	.048 in./1.21mm	1/16 - 1-1/4 in.	30 lbs.	No. 8	100	IT1_5IMH-C
UV Black Nylon							100	IT1_5IMH-C0
Natural Nylon	8.1 in./206mm	.178 in./4.52mm	.053 in./1.35mm	1/16 - 1-3/4 in.	50 lbs.	No. 10	100	IT2SMH-C
Natural Nylon							1000	IT2SMH-M
UV Black Nylon							100	IT2SMH-C0
Natural Nylon							100	IT3SMH-C
UV Black Nylon	11.8 in./300mm	.189 in./4.80mm	.050 in./1.27mm	1/16 - 3 in.	50 lbs.	No. 10	100	IT3SMH-C0
Natural Nylon							100	IT4SMH-C
Natural Nylon	14.5 in./370mm	.189 in./4.80mm	.060 in./1.52mm	1/16 - 4 in.	50 lbs.	No. 10	100	IT4SMH-C
Natural Nylon	15.7 in./398mm	.300 in./7.62mm	.075 in./1.90mm	3/16 - 4-1/16 in.	120 lbs.	1/4"	100	IT4LHMH-C
UV Black Nylon							100	IT4LHMH-C0

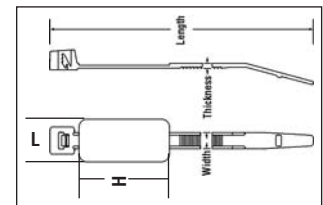
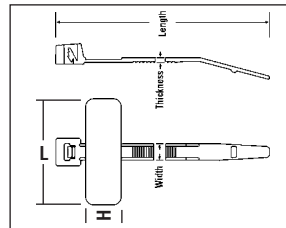

\*4LH Series; \*\*2S Series

UL Listed Nylon 6/6 cable ties are suitable for use in air handling spaces in accordance with Section 300-22(C) & (D) of the National Electrical Code.



## Identification Ties

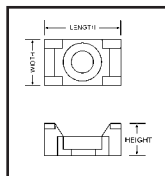
- Write-on surface
- Bundle and identify at the same time



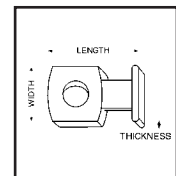
Description	Length	Width	Thickness	Max. Bundle	Tensile Strength	Pad Size (H X L)	Qty./Bag	Cat. No.
Natural Nylon	4.0 in./102mm	.100 in./2.54mm	.044 in./1.12mm	1/16 - 7/8 in.	18 lbs.	5/16 in. x 1 in.	100	IT1MID-C
Natural Nylon	7.8 in./200mm	.181 in./4.59mm	.055 in./1.40mm	1/16 - 1-7/8 in.	50 lbs.	1-1/8 in. x 1/2 in.	100	IT2SID-C
Natural Nylon	14.1 in./358mm	.187 in./4.75mm	.055 in./1.40mm	3/8 - 4 in.	50 lbs.	1-1/8 in. x 1/2 in.	100	IT4SID-C

## Screw Mounting Bases - Standard and Low Profile

### Standard Screw Mount




### Low Profile Mount



Description	Length	Width	Height	Slot Height	Slot Width	Screw Size	Qty./Bag	Cat. No.
Screw Mount Natural Nylon	.590 in./15mm	.370 in./9.40mm	.270 in./6.86mm	.062 in./1.59mm	.190 in./4.83mm	No. 6	100	IT1SMB-C
Screw Mount UV Black Nylon							100	IT1SMB-C0
Screw Mount Natural Nylon	.870 in./22mm	.640 in./16.26mm	.380 in./9.65mm	.125 in./3.18mm	.300 in./7.62mm	1/4 in.	100	IT2SMB-C
Screw Mount UV Black Nylon							100	IT2SMB-C0
Low Profile Mount	.750 in./19mm	.500 in./12.70mm	.120 in./3.04mm	.062 in./1.57mm	.180 in./4.57mm	No. 8	100	IT1LPMB-C

## Mounting Pads

- Patented stay-in-place tab keeps cable ties from sliding down during vertical applications
- Lead-N-feature allows easy insertion for hard to reach applications
- Four-sided entry slots save time during placement orientation
- Smooth radius cradle eliminates possible damage to cable while providing stable support
- Webbed punch through screw hole allows maximum adhesive surface area, along with easy insertion of mechanical fasteners
- Low Profile is essential in confined spaces
- UL recognized, rubber adhesive positioning device



Description	Width	Height	Slot Height	Slot Width	Screw Size	Qty./Bag	Cat. No.
Natural Nylon	.74 in./19mm	.19 in./4.8mm	.05 in./1.2mm	.20 in./5.1mm	No. 4	100	<b>IT750MP-C</b>
UV Black Nylon						100	<b>IT750MP-C0</b>
Natural Nylon	.99 in./25mm	.20 in./5.0mm	.06 in./1.5mm	.20 in./5.1mm	No. 6	100	<b>IT1000MP-C</b>
UV Black Nylon						100	<b>IT1000MP-C0</b>



## Clamps

- Use to secure wires, cables, pipes, tubing, fiber optics
- Ultraviolet black nylon clamps available for internal and external use
- Use with #10 mounting screw



Description	Closed Diameter	Center to Center	Width	Thickness	Mounting Hole	Qty./Bag	Cat. No.
Natural Nylon	.125 in./3.18mm	.343 in./8.71mm	3/8 in.	.050 in./1.27mm	.203 in./5.16mm	100	<b>IT125CCL-C</b>
Natural Nylon	.250 in./6.35mm	.421 in./10.69mm	3/8 in.	.050 in./1.27mm	.203 in./5.16mm	100	<b>IT250CCL-C</b>
UV Black Nylon						100	<b>IT250CCL-C0</b>
Natural Nylon	.375 in./9.52mm	.500 in./12.70mm	1/2 in.	.060 in./1.52mm	.203 in./5.16mm	100	<b>IT375CCL2-C</b>
UV Black Nylon						100	<b>IT375CCL2-C0</b>
Natural Nylon	.500 in./12.70mm	.553 in./14.05mm	1/2 in.	.060 in./1.52mm	.203 in./5.16mm	100	<b>IT500CCL2-C</b>
Natural Nylon	.625 in./15.88mm	.625 in./15.88mm	1/2 in.	.060 in./1.52mm	.203 in./5.16mm	100	<b>IT625CCL2-C</b>
Natural Nylon	.750 in./19.05mm	.699 in./17.75mm	1/2 in.	.060 in./1.52mm	.203 in./5.16mm	100	<b>IT750CCL2-C</b>
Natural Nylon	1.000 in./25.40mm	.825 in./20.96mm	1/2 in.	.060 in./1.52mm	.203 in./5.16mm	100	<b>IT1000CCL2-C</b>

## Flexible Tubing\*

- Flexible polyethylene cuts easily to desired length
- Splits open for neat "bundling" of wiring jobs
- Snaps shut to create a continuous protective cover

Description	Qty.	Cat. No.
3/8 in. Flexible Tubing	10 ft.	<b>772240</b>
3/8 in. Flexible Tubing	1,200 ft.	<b>772245</b>
1/2 in. Flexible Tubing	1 ft.	<b>772241</b>
1/2 in. Flexible Tubing	900 ft.	<b>772244</b>
1 in. Flexible Tubing	5 ft.	<b>772242</b>
1 in. Flexible Tubing	250 ft.	<b>772243</b>

\*Buchanan branded



## Material Specifications

### Nylon 6/6 - General Purpose

General purpose nylon 6/6 features lightweight, high-strength and a wide-temperature range. Even at higher than recommended temperatures or exposure to flame, nylon does not give off toxic or irritating by-products. Nylon 6/6 is hydroscopic and, therefore, absorbs or releases moisture depending on its environment. Moisture level of the material will affect tensile strength, stiffness and elongation of the product.

### Nylon 6/6 - UV Stabilized

General purpose nylon 6/6 with increased resistance to ultraviolet light. Carbon black is one of the most effective stabilizers known today. A uniform dispersion of carbon black provides good ultraviolet light resistance without adversely affecting physical properties. The addition of carbon black, or any other ultraviolet light stabilizer, prolongs the useful life of plastic products used outdoors, but it does not totally eliminate the destructive effects of the light.

### Halar®

Although weaker than general-purpose nylon 6/6 (about 37%), Halar is resistant to a wide range of chemicals such as concentrated hydrofluoric and sulfuric acids. It is radiation resistant. Halar also withstands high temperatures, ultraviolet light exposure and meets U.L. flammability requirement 94V-0. Its outstanding characteristic is a lower smoke density when burned. This makes Halar more desirable for use in areas where smoke generation is a concern.

### Nylon 6/6 - Heat Stabilizer

Used for continuous or extended exposure to high temperatures (up to 250°F). They contain specially formulated heat stabilizers to provide additional thermal endurance to prevent reduction in physical properties and fatigue as a result of high temperatures. Heat stabilized nylon meets the UL standard for electrical applications.

Material	Continuous Operating Temp.		Tensile AT 73F ASTM D-638	UL Flame Rating	Gamma Radiation Resistance	UV Resistance
	Max.	Min.				
Nylon 6/6 – General Purpose	185° F 85° C	-40° F -40° C	12,000	94V-2	1 X 10 Rads	Poor
Nylon 6/6 – UV Stabilized	185° F 85° C	-40° F -40° C	12,000	94V-2	1 X 10 Rads	Very Good
Nylon 6/6 – Heat Stabilized	220° F 105° C	-40° F -40° C	12,000	94V-2	1 X 10 Rads	Very Good
Halar®	284° F 140° C	-50° F -46° F	7,500	94V-0	1 X 10 Rads	Excellent

### Material Suitability Chart (10 = most suitable, 1 = least suitable)

Design Criteria	Weather Natural 6.6 Nylon	Heat Stabilized Resistant 6.6 Nylon	Black 6.6 Nylon	Halar®
Part # Suffix Material Designation		-0	-30	-702
Loop Tensile Strength	7	7	7	5
Low Temperature Service	6	6	6	7
High Temperature Service	5	5	6	7
Flammability	6	6	6	9
Ultraviolet Resistance	1	6	4	9
Radiation Resistance	3	3	3	9
Overall Chemical Resistance	6	6	6	10
- Hydrocarbons	9	9	9	10
- Chlorinated Hydrocarbons	7	7	7	10
- Acids	2	2	2	10
- Bases	7	7	7	10
- Salts	3	3	3	10
Relative Price	Low	Low	Low	High

\*Halar® is a trademark of Ausimont Chemical Co.

## IDEAL Cable Tie Catalog Numbering System

IT	2	S		C	
<b>I = IDEAL INDUSTRIES, INC.</b> (at beginning of Catalog Number)	<b>Size</b> Approximate Bundle Diameter for ties	<b>TENSILE Strength</b> M = Miniature (18 lbs.) I = Intermediate (40 lbs.) S = Standard (50 lbs.) LH = Light-Heavy Duty (120 lbs.) H = Heavy Duty (175 lbs.) EH = Extra-Heavy Duty (250 lbs.)	<b>Style</b> _ = Standard Tie MH = Mounting PM = Push Mount RL = Releasable ID = Identification MB = Mounting Base LPMB = Low Profile Mounting Base MP = Mounting Pad CCL = Cable Clamp	<b>Qty. Per Package</b> L = 50 C = 100 D = 500 M = 1000	<b>Color</b> _ = Natural 0 = UV Black 8 = Gray 30 = Heat Stabilized Black 35 = Maroon 702 = Halar
<b>Family:</b> T = Standard One-Piece Cable Tie MET = Stainless Steel Barb Tie					

## Military Cross Reference

Current MIL Std. Part Number*	Cable Tie Part Number
MS3367-1-*	IT2S-*
MS3367-2-*	IT4S-*
MS3367-3-*	IT4LH-*
MS3367-4-*	IT1M-*
MS3367-5-*	IT1.5I-*
MS3367-5-*	IT2I-*
MS3367-7-*	IT3S-*
MS3367-10-*	IT7H-*
MS3367-13-*	IT11H-*
MS3367-16-*	IT14H-*

\*Color and package denotation

## Cable-Tie Installation Tools



- Consistent, positive tension
- Flush cut-off leaves no projections to damage nearby wires or components
- Lightweight economy model for smaller jobs
- Standard and heavy-duty models feature rugged, die-cast aluminum construction with comfortable, cushioned grips
- Scrap tail stays in tool until trigger is released

Description	Cat. No.
Economy – use w/intermediate & standard ties*	<b>BCTT-200</b>
Standard – use w/intermediate & standard ties	<b>41-990</b>
Heavy-duty – use w/standard & heavy-duty ties	<b>41-995</b>

\*Color may vary

## Cable Staples

- Full line of quality insulated and non-insulated staples to fit all cabling applications
- Packaged to answer electrician's need for clean, dry, rust-free staples
- Convenient reclosable containers keep staples organized in the truck and on the job-site



## Plastic Insulated Staples

- Use with wider cable such as Romex®, NM and UF
- Smooth plastic saddle prevents damage to cable
- Zinc-plated nails resist rust and corrosion

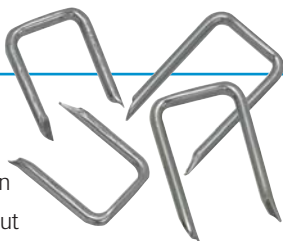


Description	Quantity/Package	Cat. No.
1/2 in. Insulated	50/Bag	<b>BPS2-50</b>
1/2 in. Insulated	100/Bag	<b>BPS2-1</b>
1/2 in. Insulated	200/Jar	<b>BPS2-JR</b>
1/2 in. Insulated	400/Jar	<b>BPS2B-JR</b>
1/2 in. Insulated	500/Bag	<b>BPS2-5</b>
1/2 in. Insulated	5,000/Bucket	<b>BPS2-5M</b>
1/2 in. Insulated	30,000/Barrel	<b>BPS2-30K</b>
3/4 in. Insulated	50/Bag	<b>BPS3-50</b>
3/4 in. Insulated	100/Bag	<b>BPS3-1</b>
3/4 in. Insulated	175/Jar	<b>BPS3-JR</b>
3/4 in. Insulated	250/Bag	<b>BPS3-2</b>

Romex® is a registered trademark of General Cable Co.

## Carbon Steel Staples

- Use with wider cable such as Romex®, NM and UF
- High-grade carbon steel construction
- Sharp-point legs drive straight without splitting wood
- Resist rust and corrosion




Description	Quantity/Package	Cat. No.
1/2 in. x 1 in.	100/Box	<b>BCS1-1</b>
1/2 in. x 1 in.	500/Jar	<b>BCS1-JR</b>
1/2 in. x 1 in.	500/Box	<b>BCS1-5</b>
1/2 in. x 1 in.	5,000/Bucket	<b>BCS1-5M</b>
9/16 in. x 1-1/4 in.	100/Box	<b>BCS2-1</b>
9/16 in. x 1-1/4 in.	400/Jar	<b>BCS2-JR</b>
9/16 in. x 1-1/4 in.	500/Box	<b>BCS2-5</b>
9/16 in. x 1-1/4 in.	5,000/Bucket	<b>BCS2-5M</b>

Romex® is a registered trademark of General Cable Co.

## Plastic Insulated Cable Stacker

- Use with wider cable such as Romex®, NM and UF
- High-grade carbon steel construction
- Smooth plastic saddle prevents damage to cable
- Zinc-plated nails resist rust and corrosion




Description	Quantity/Package	Cat. No.
1/2 in. 2 Cable Stacker	50/Bag	<b>BPS2/2-50</b>
1/2 in. 3 Cable Stacker	50/Bag	<b>BPS2/3-50</b>
1/2 in. 4 Cable Stacker	50/Bag	<b>BPS2/4-50</b>

Romex® is a registered trademark of General Cable Co.

## Insulated Staples

- Use with wider cable such as Romex®, NM and UF
- High-grade carbon steel with flexible PVC insulation
- Sharp-point legs drive straight without splitting wood
- Resist rust and corrosion




Description	Quantity/Package	Cat. No.
1/2 in. x 1 in.	450/Jar	<b>BICS-JR</b>
9/16 in. x 1-1/4 in.	350/Jar	<b>BICS2-JR</b>

Romex® is a registered trademark of General Cable Co.

## Metal Insulated Staple

- Use with wider cable such as Romex®, NM and UF
- Resists rust and corrosion
- Blue plastic saddle prevents wire damage



Description	Quantity/Package	Cat. No.
1/2 in. Metal Staple w/Plastic Insulator	200/Jar	<b>BMICS-JR</b>

Romex® is a registered trademark of General Cable Co.



## Sound Straps

- Use with smaller insulated wire and cord applications such as lamps, thermostats, telephones and sound systems
- Smooth plastic saddle prevents damage to wires
- Zinc-plated nails resist rust and corrosion



Description	Quantity/Package	Cat. No.
3/16 in. White	25/Clamshell	772804
3/16 in. White	100/Clamshell	772805
3/16 in. White	250/Jar	BPLVSW-JR
3/16 in. Black	25/Clamshell	772810
3/16 in. Black	100/Clamshell	772812
3/16 in. Black	250/Jar	BPLVSB-JR

## Coaxial Cable Straps

- Use with round cable such as CATV/VCR, RG-5, RG-6 and phone cables or with plastic and metal tubing
- Smooth plastic saddle prevents damage to cable
- Zinc-plated nails resist rust and corrosion



Description	Quantity/Package	Cat. No.
1/4 in. Black	25/Clamshell	772806
1/4 in. Black	100/Clamshell	772807
1/4 in. Black	250/Jar	BPCXSB-JR
1/4 in. White	25/Clamshell	772808
1/4 in. White	100/Clamshell	772809
1/4 in. White	250/Jar	BPCXSW-JR
7/16 in. White	50/Bag	BPS4-50

## Plastic Insulated Service Entrance Straps

- Use with service entrance cable and conduit
- Smooth plastic saddle prevents damage to cable
- Zinc-plated nails resist rust and corrosion



Description	Quantity/Package	Cat. No.
#6 SER & 1/2 in. EMT	50/Bag	BSER6-50
#6 & #8 SEU	50/Bag	BSEU6-50
#2 SER & 3/4 in. EMT	25/Bag	BSER2-25
#2 SEU	25/Bag	BSEU2-25
4/0 SER	5/Bag	BSER4/0-5
4/0 SEU	5/Bag	BSEU4/0-5

## Data Cable Staples

- Secures Category 3, 5 and other 4-pair twisted wire
- Blue plastic saddle prevents damage to cable
- Zinc-plated nails resist rust and corrosion



Description	Quantity/Package	Cat. No.
Data Staple	25/Bag	772880
Data Staple	250/Jar	BPDATAS-JR

## Fiber Insulated Cable Staples

- Use with smaller wire and cord applications such as low voltage bells, thermostats, telephones and sound systems
- Insulated fiber provides enhanced strength and dielectric resistance
- Sharp-point legs drive straight without splitting wood
- Resists rust and corrosion



Description	Quantity/Package	Cat. No.
Brown Fiber	40/Clamshell	772840
White Fiber	40/Clamshell	772841

## Carbon Steel Service Entrance Staples

- Use with service entrance cable and conduit
- High-grade carbon steel construction
- Sharp-point legs drive straight without splitting wood
- Resists rust and corrosion



Description	Quantity/Package	Cat. No.
1-5/16 in. x 3/4 in.	100/Box	BMSE150-1
1-1/2 in. x 1-1/16 in.	100/Box	BMSE175-1

## Heat Shrinkable Tubing

### Thermo-Shrink® UF Splice Kits

- Direct burial rated
- 14/3 with and without ground thru 8/3 without ground, UF cable range
- Stretcher kit repairs a 7 in. to 10" in. section damaged or destroyed by a trencher.
- 600V Maximum, 105°C rating
- Meets the requirements of the 2002 NEC Code 110-14(b) and UL486D



Description	Cat. No.
UF Splice Kit - 14-8 AWG, Tubing 1.1 in. x 8 in.	46-400
UF Stretcher Kit* - 14-8 AWG, Tubing 1.1 in. x 18 in.	46-410

\*Stretcher kit connector is 11.5 in.

### Thermo-Shrink® Al/Cu Splice Kits

- Direct burial rated, underground splice kits
- Heavy-wall heat shrink tubing with adhesive liner provides complete insulation and protection
- Connector can be used for aluminum and/or copper cable
- Meets the requirements of the 2005 NEC Code 110-14(B)
- 600V maximum, 105°C rating



Description	Cat. No.
Underground Splice Kit – 8 to 4 AWG, Tubing 3/4 in. x 6 in.	46-401
Underground Splice Kit – 4 AWG to 1/0, Tubing 1.1 in. x 8 in.	46-402
Underground Splice Kit – 1/0 to 250 KCMIL, Tubing 1-1/2 in. x 12 in.	46-403

### Thermo-Shrink® Copper Butt Splice Kits

- UL Listed
- Provides a fully-insulated butt splice
- 600V Maximum, 105°C rating



Description	Cat. No.
Butt Splice Kit – Copper 14-8 AWG	46-404
Butt Splice Kit – Copper 8-2 AWG	46-405

### Thermo-Shrink® Self-Sealing UF Splice Kit

- Fully waterproof, submersible and re-enterable to make future changes or repairs
- Meets the requirements of the 2002 NEC Code 110-14 (b) and UL486D
- Accommodates 14 to 10 AWG wire range
- 600V Maximum, 105°C rating



Description	Cat. No.
Self Sealing UF Splice Kit	46-411

### Thermo-Shrink® Torch

- Self-igniting trigger, starts fast and easy
- Fully adjustable regulator valve and air inlet port to achieve the ideal flame setting
- 1 in. wide brass burn-tip accommodates a variety of heat shrink applications
- Heavy duty, stainless steel burn tube, combined with a cast aluminum body with epoxy finish, creates a durable long lasting tool for almost any environment
- 1 - 20 threads screw directly onto 14 oz. and 16 oz. propane gas tanks



Description	Cat. No.
Heat Shrink Torch	46-420

## Thermo-Shrink® Thin-Wall Heat Shrinkable Tubing

- Polyolefin material electrically insulates and protects in-line components, disconnect terminals and splices with its high strength and excellent resilience
- Use to bundle wires for very flexible light-duty harnesses
- Highly flame-retardant and flexible
- Resistant to common fluids and solvents
- Meets UL 224 125°C VW-1 600V, SAE-AMS-DTL-23053/5 Class 1 & 3
- Material: No PBB's, PBBO's, PBBE's, Cadmium < 5PPM; Lead < 10PPM
- 2:1 shrink ratio
- Minimum shrink temperature: 70°C
- Minimum fully recovery temperature: 100°C
- Operating temperature: -55°C to +135°C



Heat Shrink

Technical Data		
Property	Test Method	Typical Data
Tensile strength	ASTM D 638	14MPa
Elongation at break	ASTM D 638	600%
Elongation after aging at 175°C for 168 hours	ASTM D 638	350%
Flammability	UL 224 VW-1/ SAE-AMS-DTL-23053/5	Pass
Heat shock (250°C/4 hours)	ASTM D 2671	No cracking
Cold bend test (-55°C/4 hours)	ASTM D 2671	No cracking
Dielectric strength	ASTM D 150	20KV/mm
Volume resistance	ASTM D 876	10 <sup>12</sup> Ω.cm
Copper corrosion	UL 224	Pass
Water absorption	ASTM D 570	0.15%
Chemical resistance	SAE-AMS-DTL-23053/5	Pass
Longitudinal shrinkage	UL 224	0±5%
Eccentricity	UL 224	30%

Normal Size (Inches)	Expanded I.D. (Min.)	Nominal Recovered I.D. (Max.)	Recovered Wall Thickness +/-10%	Cable Range*	Length	Pkg. Type	Cat. No.
3/64	0.063"/1.6mm	0.024"/0.6mm	0.013"/0.33mm	22-18 AWG	4 ft.	Disk	46-600
1/16	0.079"/2.0mm	0.031"/0.8mm	0.014"/0.36mm	16 AWG	4 ft.	Disk	46-601
3/32	0.122"/3.1mm	0.047"/1.2mm	0.017"/0.44mm	14-12 AWG	4 ft.	Disk	46-602
1/8	0.146"/3.7mm	0.063"/1.6mm	0.017"/0.44mm	24-20 AWG	6 in.	Bag	46-310
					2 ft.	Bag	46-311
					4 ft.	Disk	46-603
					1,000 ft.	Spool	46-312
3/16	0.205"/5.2mm	0.094"/2.4mm	0.020"/0.50mm	20-14 AWG	6 in.	Bag	46-313
					2 ft.	Bag	46-314
					4 ft.	Disk	46-604
					1,000 ft.	Spool	46-315
1/4	0.268"/6.8mm	0.126"/3.2mm	0.022"/0.56mm	14-8 AWG	6 in.	Bag	46-316
					2 ft.	Bag	46-317
					4 ft.	Disk	46-605
					500 ft.	Spool	46-318
5/16	0.346"/8.8mm	0.157"/4.0mm	0.022"/0.56 mm	10-6 AWG	4 ft.	Disk	46-606
3/8	0.421"/10.7mm	0.185"/4.7mm	0.022"/0.56mm	8-4 AWG	6 in.	Bag	46-319
					2 ft.	Bag	46-320
					4 ft.	Disk	46-607
					200 ft.	Spool	46-321
1/2	0.539"/13.7mm	0.252"/6.4mm	0.026"/0.65mm	4-1 AWG	6 in.	Bag	46-322
					2 ft.	Bag	46-323
					4 ft.	Disk	46-608
					200 ft.	Spool	46-324
3/4	0.807"/20.5mm	0.374"/9.5mm	0.027"/0.69mm	2-250 MCM	6 in.	Bag	46-325
					2 ft.	Bag	46-326
					4 ft.	Disk	46-609
					200 ft.	Spool	46-327
1	1.043"/26.5mm	0.500"/12.7mm	0.031"/0.80mm	2/0-500 MCM	6 in.	Bag	46-328
					2 ft.	Bag	46-329
					4 ft.	Disk	46-610
					100 ft.	Spool	46-330

\*Reference only - Consult the wire manufacturer's catalog for specific O.D. of wire and insulation.



## Thermo-Shrink® Heavy-Wall Heat Shrinkable Tubing

- TS-46 irradiated cross-linked polyolefin with 3:1 standard shrink ratio
- Adhesive liner provides complete insulation and protection to electrical splices in above-grade, underground or underwater applications
- Maximum flame retardancy
- Meets UL 486D, CSA C22.2 No. 198.2, ANSI C119.1, Western Underground Guides Nos. 2.4, 2.5, MIL-DTL-23053/15, IEEE 383 Vertical Flame Test, ANSI C37.20.2, ICEA S-19-8 and NEMA insulation thickness requirements
- Continuous operating temperature from -55°C to 110°C
- Rated for 600V, 90°C continuous use
- Shrink temperature of 120°C



Model	Expanded I.D. (Min.)	Recovered I.D. (Max.)	Nominal Recovered Wall Thickness	Cable Range*	Length (Inches)	Cat. No.
TS-46-400	.400	.150	.060	12-6 AWG	6 9 48	<b>46-343</b> <b>46-344</b> <b>46-346</b>
TS-46-750	.750	.240	.090	8-1/0 AWG	6 9 48	<b>46-347</b> <b>46-348</b> <b>46-350</b>
TS-46-1100	1.100	.350	.120	2-4/0 AWG	6 9 48	<b>46-351</b> <b>46-352</b> <b>46-354</b>
TS-46-1500	1.500	.470	.160	3/0 AWG-400 KCMIL	9 12 48	<b>46-356</b> <b>46-357</b> <b>46-358</b>
TS-46-2000	2.000	.630	.160	250-750 KCMIL	9 18 48	<b>46-369</b> <b>46-371</b> <b>46-372</b>

\*Reference only. Consult the wire manufacturer's catalog for specific O.D. of wire and insulation.

Properties	Heavy Wall
Shrink Temperatures	120°C to 250°C (200°C recommended)
Continuous Operating Temperature	-55°C to 110°C
Tensile Strength (PSI)	2,100 PSI min.
Ultimate Elongation	600% min.
Secant Modulus @ 2% Strain	25,000 PSI max.
Specific Gravity	1.20 max.
Heat Aging, 168 hrs. @ 175°C Tensile Strength Elongation	500%
Heat Shock, 4 hrs. @ 225°C	No cracks, flowing or dripping
Flammability	Self-extinguishing
Low Temperature Brittle Point	-55°C
Volume Resistivity	10 <sup>10</sup> ohm-cm min.
Dielectric Strength	500V/mil (20kV/min.)
Corrosive Effect	Non-corrosive
Solvent Resistance 24 hrs. Immersion per MIL-DTL-23053	Good to excellent
Water Absorption	0.5%
Fungus Resistance	No growth
Longitudinal Change, 3 min.	+1%/-10%

All values are typical performance data and are not to be used as design data.



## Thermo-Shrink® Medium-Wall Heat Shrinkable End Caps

- Creates a watertight seal to protect the ends of power and control cords
- Effectively offers protection against oxidation, ozone, UV radiation, etc.
- Coated with hot melt adhesive to ensure environment seal
- Fits easily over end of cable
- Protect power cables up to 1000V and telecommunication cable
- Recommended for both open air and underground power distribution cables with PVC, lead or XLPE sheaths
- Thermally stabilized cross-linked polyolefin, coated with specially designed hot melt adhesive



Technical Data		
Property	Test Method	Typical Data
Operating Temperature	IEC 216	-55°C to +110°C
Tensile Strength	ASTM D 638	>14 MPa
Elongation at break	ASTM D 638	>400%
Density	ASTM D 792	1.05g/cm <sup>3</sup>
Elongation of break after aging	150°C, 168 hrs.	>300%
Dielectric Strength	IEC 243	>15kV/mm
Volume Resistance	IEC 93	10 <sup>14</sup> Ω.cm

Expanded I.D. (Min.)	Recovered I.D. (Max.)	Recovered Wall Thickness +/-10%	Cable Dia. Range*	Length (Inches)	Cat. No.
0.55"/14mm	0.18"/4.5mm	0.079"/2.0mm	0.20"/5mm - 0.47"/12mm	1.77/45mm	<b>46-381</b>
0.98"/25mm	0.31"/8mm	0.091"/2.3mm	0.39"/10mm - 0.71"/18mm	2.76/70mm	<b>46-382</b>
1.38"/35mm	0.59"/15mm	0.118"/3.0mm	0.67"/17mm - 1.18"/30mm	3.35/85mm	<b>46-383</b>
2.95"/75mm	1.38"/35mm	0.138"/3.5mm	1.77"/45mm - 2.76"/70mm	5.12/130mm	<b>46-384</b>
4.72"/120mm	2.36"/60mm	0.157"/4.0mm	2.95"/75mm - 4.33"/110mm	6.10/155mm	<b>46-387</b>

\*Consult the wire manufacturer's catalog for specific O.D. of wire and insulation.

## Thermo-Shrink® Heat Shrink Kit

Kit includes:

- Heat Elite Pro Heat Gun
- Eleven sizes of thin-wall heat shrinkable tubing disks (3/64 in. – 1 in.)
- Small deflector
- Premium T®-Cutter Wire Cutter



Description	Cat. No.
Kit includes: 46-203, 45-223, 46-941, & 46-600 through 46-610	<b>46-007</b>

## Heat Elite Heat Gun Kit

- Temperature range – 930°F (500°C)
- Two-step switch for heat and air flow adjustments
- Double-insulated power cord
- Ergonomical distribution of weight
- Comfortable non-slip handle for ease of use
- UL and CUL Listing



Description	Cat. No.
Heat Elite Kit - Includes #46-202 Heat Gun, #46-941 Small Deflector, and #46-954 Wide-Slot Adapter	<b>46-202</b>

## Heat Elite Pro Heat Gun Kit

- Temperature range – 180°F - 1020°F (100 - 550°C)
- Two-step switch for heat and air flow adjustments
- Double-insulated power cord
- Ergonomical distribution of weight
- Comfortable non-slip handle for ease of use
- Potentiometer for infinitely temperature adjustment
- UL and CUL Listing



Description	Cat. No.
Heat Elite Pro Kit - Includes #46-203 Heat Gun, #46-941 Small Deflector, #46-950 Reduction Adapter and #46-954 Wide-Slot Adapter	<b>46-203</b>

## Heat Elite Plus LCD Heat Gun Kit

- Temperature range – 180°F - 1200°F (80 - 650°C)
- Double-insulated power cord
- Ergonomical distribution of weight
- Comfortable non-slip handle for ease of use
- LCD display with memory functions
- Temperature and airflow adjustments
- Stand-by mode to minimize the energy consumption
- Ceramic heating element ensures long-term coil performance
- UL and CUL Listing



Description	Cat. No.
Heat Elite Plus LCD Kit - Includes #46-204 Heat Gun, #46-941 Small Deflector, #46-952 Welding Adapter, #46-953 Solder Reflector Adapter, #46-955 Overlap Welding Adapter, #46-956 Pressure Roller	<b>46-204</b>

## Heat Gun Accessories



Description	Cat. No.
Small Deflector, 1-1/4 in. diameter (For use with all Heat Elite Heat Guns)	<b>46-941</b>
Reduction Adapter (For use with 46-203 and 46-204)	<b>46-950</b>
Glass Protection Adapter (For use with all Heat Elite Heat Guns)	<b>46-951</b>
Welding Adapter (For use with 46-203 and 46-204)	<b>46-952</b>
Solder Reflector Adapter (For use with 46-204)	<b>46-953</b>
Wide-Slot Adapter (For use with all Heat Elite Heat Guns)	<b>46-954</b>
Overlap Adapter (For use with 46-203 and 46-204)	<b>46-955</b>
Pressure Roller (For use with 46-204)	<b>46-956</b>





## Wire Marker Booklets



Wire Markers

- Convenient pocket-size booklets
- Plastic-impregnated cloth construction for long-lasting durability
- Resists abrasion, moisture, dirt and oil
- Perforated 1/4 in. x 1-1/2 in. markers can be separated into half-length sizes
- Non-smear black legend ensures high visibility
- Self-sticking on wire and cable
- For applications above or below ground

### Specifications:

Temperature Range: -40°F to 180°F (-40°C to 82°C)  
Adhesion: 45 oz./in. width ultimate

## Load Centers

- Contains common household legends — bedroom, living room, dryer, water heater, security system, etc.



Description	Cat. No.
Load Center Wire Marker Booklet	44-154

## Legend Assortments\*

Legend	Quantity	Cat. No.
0-9	45 Markers each	44-101
A-Z 0-15 +, -, /	10 Markers each	44-102
1-45	10 Markers each	44-103
46-90	10 Markers each	44-104
1, 2, 3	150 Markers each	44-105
A, B, C	150 Markers each	44-106
A-Z**	45 Markers each	44-148
T1, T2, T3	150 Markers each	44-107
L1, L2, L3	150 Markers each	44-108
1-15 16-90 A-Z +, -, /, 0	6 Markers each 4 Markers each 2 Markers each 2 Markers each	44-109
1, 2, 3 A, B, C T1, T2, T3 L1, L2, L3	45 Markers each 45 Markers each 30 Markers each 30 Markers each	44-110
+, -, AC, DC POS, NEG, GND NEUT SPARE, BLANK	45 Markers each 33 Markers each 27 Markers each 21 Markers each	44-111

\*Ten pages per booklet with each page bearing the legend assortment indicated. All booklets (except 44-111) contain 450 wire markers and 450 terminal markers. Booklet 44-111 includes 348 wire markers and 348 terminal markers.

\*\*Booklet 44-148 contains 26 pages, one page of 45 markers per letter, 1170 total markers.

## Write-On Marker Booklets\*

- Use for developing personal identification systems
- Surface accepts pen, pencil or rubber stamp



Marker Size* (Inches)	Markers per page	Pages per book	Cat. No.
1 x 2-1/2	6	10	44-151
1 x 5	3	10	44-152

\*Write-on area for 2-1/2 in. markers is 3/4 in. x 1 in. Write-on area for 5 in. markers is 1 in. x 1 in. Adhesion: .25 oz./in. width ultimate

## Write-On Marker Cards

- Use for developing personal identification systems
- Cloth write-on surface
- Accepts most writing instruments



Marker Size (Inches)	Markers per card	Cat. No.
5/8 x 1-1/2	14	44-753

## Marking Pens

- Fast-drying, permanent ink will not smear
- Use on write-on marker cards and write-on cable-tie marker plates
- Color-coded in red or black



Description	Cat. No.
Marking Pen w/black ink	41-697
Marking Pen w/red ink	41-698

## Wire Marker Dispensers

- Convenient pocket-size case (3 in. x 6 in.) holds 10 wire marker rolls
- Dispenser tab holds tapes firmly in place — allows removal of proper tape length without waste
- Flip top for easy access and refill
- Built-in hook for hanging from belt or tool pouch
- High-quality adhesive and 3 mil. thickness provide long-lasting, low-profile application
- Each plastic reel holds 8 ft. of polyester tape




**Specifications:**  
 Temperature Range: -40°F to 180°F (-40°C to 82°C)  
 Adhesion: 25 oz./in. width ultimate

Description	Cat. No.
Dispenser w/0 through 9 legend rolls	42-301
Refill pack with 1 each of 0-9 legend rolls	42-399

## Wire Marker Cards

- Use for positive identification and keying of wires, terminal blocks, etc.
- Convenient pocket-size cards
- Bold, easy-to-read black characters
- Self-sticking on wire and cable
- Polyester film over laminate/cloth construction for long-term durability
- Resists abrasion, moisture, dirt and oil
- Individual markers measure approximately 1/4 in. x 1-1/2 in.

**Specifications:**  
 Temperature Range: -40°F to 180°F (-40°C to 82°C); Adhesion: 45 oz./in. width ultimate



Legend	Markers per legend	Markers per card	Cat. No.
0-9 (Repeated)	3	30	43-953
A-Z	1	26	43-960

## Voltage and Conduit Markers

### Large:

1 marker per card  
 2-1/4 in. x 9 in. each w/1-3/4 in. type

### Medium:

4 markers per card  
 1-1/8 in. x 4-1/2 in. each w/3/4 in. type

### Small:

18 markers per card  
 2-1/4 in. x 1/2 in. each w/5/16 in. type




- Identify junction boxes, switches, circuit breakers, raceways, pipe and fuse boxes
- Non-conductive for user safety
- High-adhesion properties with easy removability
- Vinyl-impregnated cloth construction provides long-lasting durability
- Resist abrasion, moisture, dirt and oil
- Non-smear, black legend on bright orange background for high visibility

**Specifications:**  
 Temperature Range: -40°F to 180°F (-40°C to 82°C)  
 Adhesion: 45 oz./in. width ultimate

Legend	Large Cat. No.	Medium Cat. No.	Small Cat. No.
120/208V	44-295	44-296	—
277/480V	44-298	44-299	—
120V	—	44-353	—
208V	—	44-355	—
240V	—	44-358	—
277V	—	—	44-410
480V	44-314	44-364	—
DANGER	44-289	—	—
HIGH VOLTAGE	44-292	—	—

## Detectable Underground Tapes

- Solid aluminum foil core tapes for protection, location and identification of underground utility installations
- Meets or exceeds industry standards including the American Public Works Association (APWA) color code
- Formulated to resist degradation from acid and alkali found in soils
- Lead-free pigments and organic lead-free ink



Property	Method	Value
Thickness	ASTMD2103	5.0 Mils
Elongation	ASTMD882-75B	80%
Composition	IDEAL Specs.	Bottom layer PE Top layer PET Foil industry standard
Tensile Strength	ASTMD882	35 lbs./in. (15,000 PSI)

Legend	Color	Size	Cat. No.
Caution Buried Electric Line Below	Red	3 in. x 1,000 ft.	<b>42-201</b>
Caution Buried Electric Line Below	Red	6 in. x 1,000 ft.	<b>42-251</b>
Caution Buried Fiber Optic Line Below	Orange	6 in. x 1,000 ft.	<b>42-252</b>

## Non-Detectable Underground Tapes

- For protection, location and identification of underground utility installations
- Formulated to resist degradation from acid and alkali found in soils
- Lead-free pigments and organic lead-free ink



Property	Method	Value
Thickness	ASTMD2103	4.0 Mils
Elongation	ASTMD882-75B	500%
Composition	IDEAL Specs.	LDPE
Tensile Strength	ASTMD882	2,750 PSI

### Recommended Burial Depth

3 in. Tape – 4 in. to 6 in.

6 in. Tape – less than 12 in.

Legend	Color	Size	Cat. No.
Caution Buried Electric Line Below	Red	3 in. x 1,000 ft.	<b>42-101</b>
Caution Buried Electric Line Below	Red	3 in. x 250 ft.	<b>42-131</b>
Caution Buried Electric Line Below	Yellow	3 in. x 1,000 ft.	<b>42-102</b>
Caution Buried Telephone Line Below	Orange	3 in. x 1,000 ft.	<b>42-103</b>
Caution Buried Fiber Optic Line Below	Orange	3 in. x 1,000 ft.	<b>42-104</b>
Caution Buried Electric Line Below	Red	6 in. x 1,000 ft.	<b>42-151</b>
Caution Buried Electric Line Below	Yellow	6 in. x 1,000 ft.	<b>42-152</b>

## Barricade Tapes



- High-visibility safety yellow or red polyethylene construction with bold black letters
- Meets OSHA specifications Section 1010.144 for marking physical hazards

Property	Method	Value
Elongation	ASTM D88-75B	≥ 400%
Composition	IDEAL Specs.	LDPE
Tensile Strength	ASTM D882	2,350 PSI TD 1,893 PSI MD

Legend	Color	Size	Thickness	Cat. No.
Caution	Yellow	3 in. x 1,000 ft.	4.0 Mils	<b>42-001</b>
Caution Do Not Enter	Yellow	3 in. x 1,000 ft.	4.0 Mils	<b>42-002</b>
Caution High Voltage	Yellow	3 in. x 1,000 ft.	4.0 Mils	<b>42-003</b>
Danger	Red	3 in. x 1,000 ft.	4.0 Mils	<b>42-051</b>
Danger High Voltage 277V/480V Keep Out	Red	3 in. x 1,000 ft.	4.0 Mils	<b>42-052</b>

Legend	Color	Size	Thickness	Cat. No.
Caution	Yellow	3 in. x 250 ft.	2.0 Mils	<b>42-031</b>
Caution	Yellow	3 in. x 1,000 ft.	2.0 Mils	<b>42-011</b>
Caution Do Not Enter	Yellow	3 in. x 1,000 ft.	2.0 Mils	<b>42-012</b>
Danger	Red	3 in. x 1,000 ft.	2.0 Mils	<b>42-015</b>

## Basic Lockout/Tagout Kit



- A great selection of the most popular lockout/tagout devices
- Small nylon zipper pouch features belt loops and d-rings for easy attachment to belts, tool pouches, tool carts and more

Description		Cat. No.
Basic Lockout/Tagout Kit		<b>44-970</b>
<b>Kit 44-970 Includes:</b>	<b>Qty.</b>	<b>Cat. No.</b>
Hinged Single-Pole Breaker Lockout	2	<b>44-810</b>
Universal 277V Breaker Lockout/Single Pole	1	<b>44-809</b>
480/600V Breaker Lockout	1	<b>44-807</b>
Wall Switch Lockout	1	<b>44-789</b>
3/4 in. Red Padlock	1	<b>44-906</b>
1 in. Safety Lockout Hasp	1	<b>44-800</b>
Lockout Tags – Do Not Operate (striped)	5	<b>44-833</b>
Universal Multi-Pole Breaker Lockout	1	<b>44-783</b>
110V Plug Lockout	1	<b>44-818</b>
Zipper Pouch	1	<b>IA-3240</b>

Quantities listed in kit description are for individual pieces, not carded packages.

## Personal Lockout Pouch Kit

- Easy to carry, zippered pouch holds a worker's personal padlocks and other small devices



## Starter Lockout/Tagout Kit



- A starter selection of the lockout/tagout devices every electrician/maintenance person needs
- Small nylon zipper pouch features belt loops and d-rings for easy attachment to belts, tool pouches, tool carts and more

Description		Cat. No.
Starter Lockout/Tagout Kit		<b>44-973</b>
<b>Kit 44-973 Includes:</b>	<b>Qty.</b>	<b>Cat. No.</b>
Universal 277V Breaker/Single-Pole Lockout	1	<b>44-809</b>
Universal Multi-Pole Lockout	1	<b>44-783</b>
3/4 in. Shackle Red Padlock	1	<b>44-906</b>
1 in. Safety Lockout Hasp	1	<b>44-800</b>
Lockout Tags – Do Not Operate (striped)	2	<b>44-833</b>
110V Plug Lockout	1	<b>44-818</b>
Zipper Pouch	1	<b>IA-3240</b>

Quantities listed in kit description are for individual pieces, not carded packages.

Description		Cat. No.
Personal Lockout Pouch Kit		<b>44-969</b>
<b>Kit 44-969 Includes:</b>	<b>Qty.</b>	<b>Cat. No.</b>
1 in. Safety Lockout Hasp	1	<b>44-800</b>
Lockout Tags	12	<b>44-833*</b>
Red Safety Padlocks - Keyed Alike	3	<b>44-916**</b>
Personal Lockout Pouch	1	

\*Masterlock equivalent.

\*\*Keyed alike and master keyed padlocks can be special ordered by contacting IDEAL Customer Service.



## Standard Lockout/Tagout Kit



- Excellent selection of lockout/tagout devices, tags and locks for maintenance workers or contractors
- Small nylon zipper pouch features belt loops and d-rings for easy attachment to belts, tool pouches, tool carts and more

Description		Cat. No.
Standard Lockout/Tagout Kit		<b>44-971</b>
<b>Kit 44-971 Includes:</b>	<b>Qty.</b>	<b>Cat. No.</b>
Hinged Single-Pole Breaker Lockout	3	<b>44-810</b>
Universal 277V Breaker Lockout/Single Pole	2	<b>44-809</b>
480/600V Breaker Lockout	1	<b>44-807</b>
Wall Switch Lockout	1	<b>44-789</b>
110V Small Plug Lockout	1	<b>44-818</b>
2 in. Shackle Red Padlocks	2	<b>44-907</b>
1 in. Safety Lockout Hasps	2	<b>44-800</b>
Lockout Tags – Do Not Operate	5	<b>44-830</b>
Lockout Tags – Do Not Operate (striped)	5	<b>44-833</b>
Cleat for 277V Breaker Lockout	1	<b>44-785</b>
Cleat for 480/600V Breaker Lockout	1	<b>44-786</b>
Universal Multi-Pole Breaker Lockout	2	<b>44-783</b>
Zipper Pouch	1	<b>IA-3240</b>

Quantities listed in kit description are for individual pieces, not carded packages.

## Group Lock Box

- Helps ensure maximum security for complex work team situations
- Allows up to 13 individuals to personally lock the closed box
- Heavy-duty steel construction resists unauthorized entry and job-site abuse
- Compact 8-3/4 in. x 3-1/2 in. x 6 in. design



Description	Cat. No.
Group Lock Box	<b>44-804</b>

## Plant Facility Lockout/Tagout Kit



- Ideal for plant facility personnel to keep all lockout/tagout devices in one convenient place
- Polypropylene plastic tool box resists oil and chemicals

Description		Cat. No.
Plant Facility Lockout/Tagout Kit		<b>44-972</b>
<b>Kit 44-972 Includes:</b>	<b>Qty.</b>	<b>Cat. No.</b>
Hinged Single-Pole Breaker Lockout	5	<b>44-810</b>
Universal 277V Breaker/Single Pole Lockout	3	<b>44-809</b>
480/600V Breaker Lockout	1	<b>44-807</b>
Wall Switch Lockout	2	<b>44-789</b>
110V Plug Lockout	1	<b>44-818</b>
1 in. Safety Lockout Hasps	3	<b>44-800</b>
Red Labeled Lockout	1	<b>44-791</b>
220/550V Plug Lockout	1	<b>44-819</b>
Lockout Tags – Do Not Operate (striped)	10	<b>44-849</b>
Fuse Blockout	1	<b>44-815</b>
Fuse Blockout	1	<b>44-816</b>
Gate Valve Lockout	1	<b>44-824</b>
Cleat for 277V Breaker Lockout	1	<b>44-785</b>
Cleat for 480/600V Breaker Lockout	1	<b>44-786</b>
Universal Multi-Pole Breaker Lockout	3	<b>44-783</b>
Tool Box*	1	<b>IA-3241</b>

Quantities listed in kit description are for individual pieces, not carded packages.

\*Tool box color may vary.



## Industrial Lockout/Tagout Kit



- An industrial selection of lockout/tagout devices
- Polypropylene plastic tool box resists oil and chemicals

Description		Cat. No.
Industrial Lockout/Tagout Kit		<b>44-974</b>
<b>Kit 44-974 Includes:</b>	<b>Qty.</b>	<b>Cat. No.</b>
Hinged Single-Pole Breaker Lockout	3	<b>44-810</b>
Universal 277V Breaker/Single Pole Lockout	2	<b>44-809</b>
480/600V Breaker Lockout	1	<b>44-807</b>
Wall Switch Lockout	1	<b>44-789</b>
110V Small Plug Lockout	1	<b>44-818</b>
Ball Valve Lockout	1	<b>44-820</b>
1 in. Safety Lockout Hasp	2	<b>44-800</b>
Red Labeled Lockout	1	<b>44-791</b>
220/550V Plug Lockout	1	<b>44-819</b>
Lockout Tags – Do Not Operate (striped)	10	<b>44-849</b>
Fuse Blockout	1	<b>44-815</b>
Fuse Blockout	1	<b>44-816</b>
Gate Valve Lockout	1	<b>44-824</b>
Cleat for 277V Breaker Lockout	1	<b>44-785</b>
Cleat for 480/600V Breaker Lockout	1	<b>44-786</b>
Red Lockout Padlocks	4	<b>44-916</b>
Universal Multi-Pole Breaker Lockout	2	<b>44-783</b>
Tool Box*	1	<b>IA-3241</b>

Quantities listed in kit description are for individual pieces, not carded packages.

\*Tool Box color may vary.

## Lockout/Tagout Large Mouth Bag



- Ideal for both storage and portability of your lockout/tagout needs
- Top opens completely for easy access and re-inforced to hold itself open
- Durable multi-ply construction with removable shoulder strap



Description	Cat. No.
Lockout/Tagout Embroidered Bag - 16 in. long	<b>44-980</b>

## Lock Stations

- Integrated, one-piece molded construction eliminates loose parts
- Resilient polycarbonate material provides twice the heat resistance and quadruple the impact strength of typical stations
- Reinforced snap-lock clips provide easy padlock and hasp storage and removal
- Exclusive translucent cover protects contents
  - Lockable to prevent loss of valuable safety lockout padlocks. Recommend using a combination lock for simple access control
  - Innovative hinge holds cover open for easy product selection



Description	Cat. No.
Four-Lock Station (board only)	<b>44-777</b>
Four-Lock Station Kit includes four red Safety Padlocks (44-916), 12 Heavy-Duty Lockout Tags and two 1 in. Safety Lockout Hasps (44-800)	<b>44-778</b>
Ten-Lock Station (board only)	<b>44-805</b>
Ten-Lock Station Kit includes ten red Safety Padlocks (44-916), 24 Heavy-Duty Lockout Tags and two 1 in. Safety Lockout Hasps (44-800)	<b>44-806</b>

## Industrial Lockout/Tagout Station



- Large Lockout/Tagout Station can be wall mounted or easily transported
- All metal, lockable cabinets come with two adjustable shelves (extra shelves available)
- Lockout safety tips are conveniently located inside of door for frequent reminders of proper lockout procedures

Description	Qty.	Cat. No.
Industrial Lockout/Tagout Station – 16" H x 14" W x 6" D		<b>44-975</b>
<b>Kit 44-975 Includes:</b>	<b>Qty.</b>	<b>Cat. No.</b>
Hinged Single-Pole Breaker Lockout	2	<b>44-810</b>
Universal Single-Pole Breaker Lockout	2	<b>44-809</b>
Cleat for Universal Single-Pole Lockout	2	<b>44-785</b>
Universal Multi-Pole Breaker Lockout	2	<b>44-783</b>
480/600V Breaker Lockout	1	<b>44-807</b>
Cleat for 480/600V Breaker Lockout	1	<b>44-786</b>
Wall Switch Lockout	1	<b>44-789</b>
1 in. Safety Lockout Hasp	3	<b>44-800</b>
Red Safety Padlocks	4	<b>44-916</b>
100V Small Plug Lockout	1	<b>44-818</b>
220/550V Plug Lockout	1	<b>44-819</b>
Lockout Tags – Do Not Operate	10	<b>44-833</b>
Gate Valve Lockout - 1 in. to 2-1/2 in.	1	<b>44-824</b>
Gate Valve Lockout - 2-1/2 in. to 5 in.	1	<b>44-825</b>
Ball Valve Lockout	1	<b>44-820</b>
Pneumatic Lockout	1	<b>44-774</b>
Cabinet w/two shelves	1	<b>IA-4989</b>
Description	Qty.	Cat. No.
Extra shelf	1	<b>IA-4990</b>

## Lockout/Tagout Training Programs and Compliance Manuals

### Lockout/Tagout Video Training Program for Employee Safety and OSHA Compliance.

- 10-minute video effectively conveys the importance of Lockout/Tagout in the workplace.
- Demonstrates the seven steps to properly apply and five steps to re-energize from Lockout/Tagout
- Provides instructions for maintaining Lockout/Tagout during shift changes
- Shows how to apply, remove and maintain lockout devices
- Also suitable for employee-refresher training sessions
- Includes video, ten Lockout/Tagout Procedure Employee Reference Cards, instructor's guide and employee quiz
- Additional Employee Reference Cards also available (44-954)

### Compliance Manual to assist your facility in complying with Federal Lockout/Tagout Regulations

- 1 – Reviews the OSHA Standard in understandable, everyday language
- 2 – Provides a step-by-step program to help you develop your "Lockout/Tagout" Compliance Program
- 3 – Outlines the type of information required for employee training

### The Real, Real Life Lockout/Tagout Training Video

- 1 – Information you and your employees need to assist you in complying with OSHA's Lockout/Tagout Standards presented in an easy to understand and entertaining format
- 2 – This video comes in a plastic storage case and includes a leaders guide, training handbook with quiz, and wallet card reminder of the six steps to "Lock It and Tag It."



Description	Cat. No.
Lockout/Tagout Video Training Program	<b>44-942</b>
Lockout/Tagout Video Training Program Reference Cards	<b>44-954</b>
Lockout/Tagout Compliance Manual	<b>44-940</b>
Real, Real Life Lockout/Tagout Training Video	<b>44-941</b>
Real, Real Life Lockout/Tagout Handbooks, 10/pack	<b>44-953</b>

## Oversized Circuit Breaker Lockout System


### To comply with:

“The provisions for locking or adding a lock to the disconnecting means shall be permanently installed on or at the switch or circuit breaker used as the disconnecting means.”



### Article 430.102(B) Motor 2002 NEC.

- Unique Lockout system for oversized 480/600V Circuit Breakers
- System can be permanently installed into an electrical panel putting all lockout items at the point of need
- Easy installation of adhesive mounting rails – no tools required
- Pegs in mounting rails mate with holes in locking arms for security of arm when lock is in place
- Red arms lock off, green arms lock on



Description	Qty.	Cat. No.
Oversized Circuit Breaker System – 480-600 Volt	1	44-822


## Large Breaker Lockout

- Designed to lockout large 480/600V breaker switches up to 2-1/2 in. wide and 7/8 in. thick
- Easy to install – no tools required



Description	Qty.	Cat. No.
Large Breaker Lockout	1	44-823


## 480/600V Single/Multi-Pole Breaker Lockout



- Use thumbscrew to clamp lockout securely on to switch tongue, then pull cover over thumbscrew and lock in place to prevent clamp from being loosened
- New blade design provides tighter grip with less torque on thumbscrew

Description	Qty.	Cat. No.
480/600V Single/Multi-Pole Breaker Lockout	1	44-807
480/600V Single/Multi-Pole Breaker Lockout	50	44-1807
Cleat for 480/600V Single/Multi-Pole Lockout	1	44-786


## Multi-Pole Breaker Lockout



- Works with most major multi-pole breakers with tie-bar type switches including GE, ITE Sylvania, Challenger, Bryant, Westinghouse, Square D (2/3 poles) and General Switch Co.
- Easy to install – thumbscrew secures and locks tie bar in place; no cable ties or tools required
- Please see breaker guide for your application

Description	Qty.	Cat. No.
Multi-Pole Breaker Lockout	1	44-783

## Universal 120/277V Breaker Lockout



- Use thumbscrew to clamp lockout securely on to switch tongue, then pull cover over thumbscrew and lock in place to prevent clamp from being loosened
- New blade design provides tighter grip with less torque on thumbscrew

Description	Qty.	Cat. No.
Single-Pole Breaker Lockout	3	<b>44-809</b>
Cleat for Single-Pole Breaker Lockout	3	<b>44-785</b>
Single-Pole Breaker Lockout	50	<b>44-1809</b>

## Hinged Single-Pole Breaker Lockout



- Hinged single-pole lockout with locking post design, locks lever in off position to isolate and prevent breaker use
- Ideal for applications where panel closure is preferred
- Please see breaker guide for your application

Description	Qty.	Cat. No.
Hinged Single-Pole Breaker Lockout	3	<b>44-810</b>
Hinged Single-Pole Breaker Lockout	100	<b>44-1810</b>

## Miniature Circuit Breaker Lockouts

**Pins Out Standard**



**Pins In Standard**



**Pins Out Wide**



**Tie Bar**



- A safe and effective method for locking out miniature circuit breakers, commonly used in European and Asian equipment
- Miniature Breaker Lockouts require NO TOOLS to install! The Lockout easily installs with the aid of a push button. The Tie Bar Style Lockout has a convenient thumb wheel for quick application.
- Recommended to lock with lightweight Xenoy padlocks (see page D-39) or other padlocks, the lockouts can take padlocks with a shackle diameter up to 9/32".
- Material: Glass-filled nylon

Description	Qty.	Cat. No.
Pins Out Standard	1	<b>44-779</b>
Pins In Standard	1	<b>44-780</b>
Pins Out Wide	1	<b>44-784</b>
Tie Bar	1	<b>44-787</b>



## Circuit Breaker Lockout System

- Covers most 120V - 277V breakers!
- Works on wide range of breakers, including single- and multi-pole configurations
- Makes use of unique lock rail system, providing the following benefits:
  - Allows panel door to be closed even when lockouts are in place
  - Accommodates multiple locks, facilitating group lockout activity without hasps
  - Keeps weight off the breakers, protecting delicate electrical components from damage
  - Positions locks and tags outside the panel, making sure lockout activity is clearly visible to anyone in the area


### How the System Works



Lockout device is unlocked by inserting and turning the red plastic key



1. Peel liner off bottom of the lock rail, exposing super-bond adhesive. Permanently affix to any location on the panel. No drilling required.



2. Attach the lockout device to the breaker and snap into locked position.

### Technical Information

- Lockout devices constructed of high-impact Isoplast polymers
- Cables are 2 ft. in length
- Lock rails made of durable isoplast polymers with acrylic adhesive backing



3. Pass plastic key through lock rail and attach lock, preventing key from sliding down cable and opening lockout device.



4. For group lockouts, run key through multiple loops in lock rail and apply locks. No hasps required!



5. Low-profile lockouts allow panel doors to be closed on most breaker panels.

### Snap-on

For use on Square D NQO and other breakers that have a hole in the switch tongue. Just align pins with hole and snap closed. Pins prevent switch from being thrown.



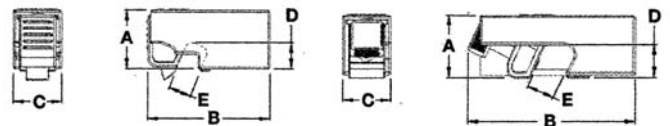

### Clamp-on

For use on breakers that do not have a hole in the switch tongue, including multiple breakers with tie bars. Turn thumb-screw to clamp lockout securely onto switch, then snap the cover closed to prevent thumbwheel from being loosened.



### "No Shackle" Locks

Especially useful when lockout devices will be kept at the panel in accordance with NEC regulations. Everything you need to lockout breakers is kept conveniently right at the point of need!



Description	Outer Dimensions (in.)			Switch Clearance (in.)	
	A	B	C	D	E
Snap-On	0.90	1.88	0.74	0.40	0.35
Clamp-On	0.95	2.56	0.74	0.35	0.42

Description:	Qty.	Cat. No.
Snap-on lockout for Square D NQO and other breakers with a hole in the switch tongue	1	44-768
Clamp-on lockout for breakers without hole in the switch tongue, including multi-pole breakers with tie bars	1	44-764
4 in. Lock Rail with seven lock loops	1	44-769
No shackle lock	1	444.001

"The provisions for locking or adding a lock to the disconnecting means shall be permanently installed on or at the switch or circuit breaker used as the disconnecting means."  
NEC 2002, Article 430.102(B) Motor





Circuit Breaker Mfg.	Breaker Type	# of Poles	Standard Breaker Lockouts					Circuit Breaker LO Sys.		Mini Circuit Breaker Lockouts			
			120V Snap On (w/hole) 44-810	120/277V Clamp On (no hole) 44-809	480/600V Clamp On (no hole) 44-807	Oversize 480/600V 44-823	Multi-Pole (tie bar) 44-783	Snap On (SOD QO) 44-768	Clamp On (Universal) 44-764	Pin Out Standard 44-779	Pin In Standard 44-780	Pin Out Wide 44-784	Multi-Pole w/Tie Bar 44-787
Airpax	Airpax	1		X*									
Allen Bradley	1492-CB1F	1								X			
Allen Bradley	1492-CB2F	2								X			
Allen Bradley	1492-CB3F	3								X			
Allen Bradley	1492-CB1G	1								X			
Allen Bradley	1492-CB2G	2								X			
Allen Bradley	1492-CB3G	3								X			
Allen Bradley	1492-CB1H	1								X			
Allen Bradley	1492-CB2H	2								X			
Allen Bradley	1492-CB3H	3								X			
Allen Bradley	1492-CB1DF	1								X			
Allen Bradley	1492-CB1DG	1								X			
Allen Bradley	1492-CB1DH	1								X			
Allen Bradley	1492-CB2DF	2								X			
Allen Bradley	1492-CB2DG	2								X			
Allen Bradley	1492-CB2DH	2								X			
ABB	JS	2-3			X**								
ABB	S1	3		X									
ABB	S3	3			X**								
ABB	F362	2								X			
ABB	F364	4								X			
ABB	F374	4								X			
ABB	E221	1								X			
ABB	E222	2								X			
ABB	E241	1								X			
ABB	E271	1								X			
ABB	E242	2								X			
ABB	E272	2								X			
ABB	E243	3								X			
ABB	E273	3								X			
ABB	E244	4								X			
ABB	E274	4								X			
ABB	S201-B	1								X			
ABB	S202-B	2								X			
ABB	S203-B	3								X			
ABB	S204-B	4								X			
ABB	S201-C	1								X			
ABB	S202-C	2								X			
ABB	S203-C	3								X			
ABB	S204-C	4								X			
ABB	S201-D	1								X			
ABB	S202-D	2								X			
ABB	S203-D	3								X			
ABB	S201-K	1								X			
ABB	S202-K	2								X			
ABB	S203-K	3								X			
ABB	S204-K	4								X			
ABB	S201P-K	1								X			
ABB	S202P-K	2								X			
ABB	S203P-K	3								X			
ABB	S222-K	4								X			
ABB	S221	1								X			
ABB	S222	2								X			
ABB	S223	3								X			
ABB	S224	4								X			
ABB	S251	1								X			
ABB	S252	2								X			
ABB	S253	3								X			
ABB	S261-B	1								X			
ABB	S262-B	2								X			
ABB	S263-B	3								X			
ABB	S264-B	4								X			
ABB	S261-C	1								X			

\*Use with cleat #44-785

\*\*Use with cleat #44-786

# Wire Management

Circuit Breaker Mfg.	Breaker Type	# of Poles	Standard Breaker Lockouts					Circuit Breaker LO Sys.		Mini Circuit Breaker Lockouts			
			120V Snap On (w/hole) 44-810	120/277V Clamp On (no hole) 44-809	480/600V Clamp On (no hole) 44-807	Oversize 480/600V 44-823	Multi-Pole (tie bar) 44-783	Snap On (SOD QO) 44-768	Clamp On (Universal) 44-764	Pin Out Standard 44-779	Pin In Standard 44-780	Pin Out Wide 44-784	Multi-Pole w/Tie Bar 44-787
ABB	S262-C	2								X			
ABB	S263-C	3								X			
ABB	S264-C	4								X			
ABB	S261-D	1								X			
ABB	S262-D	2								X			
ABB	S263-D	3								X			
ABB	S271-K	1								X			
ABB	S272-K	2								X			
ABB	S273-K	3								X			
ABB	S274-K	4								X			
ABB	S281-K	1								X			
ABB	S282-K	2								X			
ABB	S283-K	3								X			
ABB	S281UC-K	1								X			
ABB	S282UC-K	2								X			
ABB	S283UC-K	3								X			
ABB	S201P-Z	1								X			
ABB	S202P-Z	2								X			
ABB	S203P-Z	3								X			
ABB	S201U-K	1								X			
ABB	S202U-K	2								X			
ABB	S203U-K	3								X			
ABB	S204U-K	4								X			
ABB	S201UP-K	1								X			
ABB	S202UP-K	2								X			
ABB	S203UP-K	3								X			
ABB	S204UP-K	4								X			
ABB	S201U-Z	1								X			
ABB	S202U-Z	2								X			
ABB	S203U-Z	3								X			
ABB	S204U-Z	4								X			
ABB	S201UP-Z	1								X			
ABB	S202UP-Z	2								X			
ABB	S203UP-Z	3								X			
ABB	S204UP-Z	4								X			
ABB	F202AC	2								X			
ABB	F672	2								X			
ABB	F204AC	4								X			
ABB	F674	4								X			
ABB	S281-Z	1								X			
ABB	S282-Z	2								X			
ABB	S283-Z	3								X			
ABB	S281UC-Z	1								X			
ABB	S282UC-Z	2								X			
ABB	S283UC-Z	3								X			
ABB	S501-B	1											X
ABB	S502-B	2											X
ABB	S503-B	3											X
ABB	S501-C	1											X
ABB	S502-C	2											X
ABB	S503-C	3											X
ABB	S501-D	1											X
ABB	S502-D	2											X
ABB	S503-D	3											X
ABB	S501-K	1											X
ABB	S502-K	2											X
ABB	S503-K	3											X
ABB	S501UC-B	1											X
ABB	S502UC-B	2											X
ABB	S503UC-B	3											X
ABB	S504UC-B	4											X
ABB	S501UC-K	1											X
ABB	S502UC-K	2											X

Lockout/Tagout

Circuit Breaker Mfg.	Breaker Type	# of Poles	Standard Breaker Lockouts					Circuit Breaker LO Sys.		Mini Circuit Breaker Lockouts			
			120V Snap On (w/hole) 44-810	120/277V Clamp On (no hole) 44-809	480/600V Clamp On (no hole) 44-807	Oversize 480/600V 44-823	Multi-Pole (tie bar) 44-783	Snap On (SQD QO) 44-768	Clamp On (Universal) 44-764	Pin Out Standard 44-779	Pin In Standard 44-780	Pin Out Wide 44-784	Multi-Pole w/Tie Bar 44-787
ABB	S503UC-K	3										X	
ABB	S504UC-K	4										X	
American Ckt. Bkr.	NEF	3		X*									
American Ckt. Bkr.	NJJ	3			X**	X							
AEG	E82S	2									X		
American Switch	C	1		X				X	X				
Bryant	BR	1	X	X					X				
Bryant	BR	2-3						X	X				
Buschmat	S46	1								X			
Challenger	C	1	X	X					X				
Challenger	C	2-3						X	X				
Challenger	CDK	2-3			X								
Challenger	LM	1		X					X				
Challenger	NEJ	1-2		X*					X				
Clipsal	4CB	1-3								X			
Crouse Hinds	MP	2						X	X				
Cutler Hammer	BA	1		X					X				
Cutler-Hammer	BAB	1	X	X					X				
Cutler-Hammer	BAB	2-3						X					
Cutler-Hammer	BD	1	X	X					X				
Cutler-Hammer	BR	1	X	X					X				
Cutler-Hammer	BR	2-3						X	X				
Cutler-Hammer	BRH	1	X	X					X				
Cutler-Hammer	BRH	2-3						X	X				
Cutler-Hammer	BRHH	2						X	X				
Cutler-Hammer	CC	3		X*									
Cutler-Hammer	CH	1	X	X				X	X				
Cutler-Hammer	CH	2-3						X	X				
Cutler-Hammer	CHH	3		X*									
Cutler-Hammer	CH2	4						X	X				
Cutler-Hammer	CHB	1	X	X				X	X				
Cutler-Hammer	CHB	2-3						X	X				
Cutler-Hammer	CHKD	2-3			X								
Cutler-Hammer	CHLD	2-4				X							
Cutler-Hammer	CHMDL	2-3				X							
Cutler-Hammer	CHND	2-4			X**								
Cutler-Hammer	CHP	1	X	X				X	X				
Cutler-Hammer	CHP	2-3						X	X				
Cutler-Hammer	CHQ	1						X	X				
Cutler-Hammer	CHQ	2						X	X				
Cutler-Hammer	CHSW	2-3						X	X				
Cutler-Hammer	CKD	2-3			X								
Cutler-Hammer	CL	1	X	X				X	X				
Cutler-Hammer	CL	2						X	X				
Cutler-Hammer	CLD	2-4				X							
Cutler-Hammer	CLDC	2-4				X							
Cutler-Hammer	CMDL	2-3				X							
Cutler-Hammer	CND	2-4			X**								
Cutler-Hammer	CNDC	2-4			X**								
Cutler-Hammer	CSR	1		X					X				
Cutler-Hammer	DK	2-3			X								
Cutler-Hammer	E125B	1-4		X					X				
Cutler-Hammer	E125E	1-4		X					X				
Cutler-Hammer	E125H	1-4		X					X				
Cutler-Hammer	E125S	1-4		X					X				
Cutler-Hammer	ED	2-4		X					X				
Cutler-Hammer	EDC	2-4		X					X				
Cutler-Hammer	EDH	2-4		X					X				
Cutler-Hammer	EFH	1-4		X					X				
Cutler-Hammer	EGB	1-4		X					X				
Cutler-Hammer	EGE	1-4		X					X				
Cutler-Hammer	EGS	1-4		X					X				
Cutler-Hammer	EHC	1-4		X					X				

\*Use with cleat #44-785

\*\*Use with cleat #44-786

# Wire Management

Circuit Breaker Mfg.	Breaker Type	# of Poles	Standard Breaker Lockouts					Circuit Breaker LO Sys.		Mini Circuit Breaker Lockouts			
			120V Snap On (w/hole) 44-810	120/277V Clamp On (no hole) 44-809	480/600V Clamp On (no hole) 44-807	Oversize 480/600V 44-823	Multi-Pole (tie bar) 44-783	Snap On (SQD QO) 44-768	Clamp On (Universal) 44-764	Pin Out Standard 44-779	Pin In Standard 44-780	Pin Out Wide 44-784	Multi-Pole w/Tie Bar 44-787
Cutler-Hammer	EHD	1-4		X					X				
Cutler-Hammer	FB	2-3		X					X				
Cutler-Hammer	FC	1-4		X					X				
Cutler-Hammer	FD	1-4		X					X				
Cutler-Hammer	FDB	2-4		X					X				
Cutler-Hammer	FDC	2-4		X					X				
Cutler-Hammer	FS	2-3		X					X				
Cutler-Hammer	GB	1-3		X					X				
Cutler-Hammer	GC	1-3		X					X				
Cutler-Hammer	GD	1-3		X					X				
Cutler-Hammer	GDB	1-3		X					X				
Cutler-Hammer	GHB	1-3		X					X				
Cutler-Hammer	GHBGFEP	1		X					X				
Cutler-Hammer	GHC	1-3		X					X				
Cutler-Hammer	GHCGFEP	1		X					X				
Cutler-Hammer	HBAW	1	X	X					X				
Cutler-Hammer	HBAW	2-3					X						
Cutler-Hammer	HBAX	1	X	X					X				
Cutler-Hammer	HBAX	2-3					X						
Cutler-Hammer	HFD	1-4		X					X				
Cutler-Hammer	HGHB	1		X					X				
Cutler-Hammer	HGHC	1		X					X				
Cutler-Hammer	HJD	2-4			X								
Cutler-Hammer	HKD	2-4			X								
Cutler-Hammer	HLD	2-4				X							
Cutler-Hammer	HMCP	2-3		X	X	X							
Cutler-Hammer	HMDL	2-3				X							
Cutler-Hammer	HMDLB	2-3				X							
Cutler-Hammer	HMPL	3			X**	X							
Cutler-Hammer	HND	2-4			X**								
Cutler-Hammer	HQP	1	X	X					X				
Cutler-Hammer	HQP	2					X						
Cutler-Hammer	JD	2-4			X								
Cutler-Hammer	JDB	2-3			X								
Cutler-Hammer	JDC	2-4			X								
Cutler-Hammer	KD	2-4			X								
Cutler-Hammer	KDB	2-4			X								
Cutler-Hammer	KDC	2-4			X								
Cutler-Hammer	LA	2-3			X								
Cutler-Hammer	LD	2-4				X							
Cutler-Hammer	LDB	2-3				X							
Cutler-Hammer	LDC	2-4				X							
Cutler-Hammer	LH	3			X								
Cutler-Hammer	LHB	3			X								
Cutler-Hammer	LJ	3							X				
Cutler-Hammer	MA	2-3			X**								
Cutler-Hammer	MC	2-3			X**								
Cutler-Hammer	MD	2-3				X							
Cutler-Hammer	MDL	2-3				X							
Cutler-Hammer	MDS	2-3				X							
Cutler-Hammer	NB	2-3				X							
Cutler-Hammer	ND	2-4			X**								
Cutler-Hammer	NDC	2-4			X**								
Cutler-Hammer	OPTIM	3			X**								
Cutler-Hammer	PB	2-3				X							
Cutler-Hammer	QBGF	1		X									
Cutler-Hammer	QBGF	2							X				
Cutler-Hammer	QBGFEP	1		X									
Cutler-Hammer	QBGFEP	2							X				
Cutler-Hammer	QBHGF	1		X									
Cutler-Hammer	QBHGFEP	1		X									
Cutler-Hammer	QBHW	1	X	X					X				
Cutler-Hammer	QBHW	2-3					X						

\*Use with cleat #44-785

\*\*Use with cleat #44-786

1-800-435-0705 for Customer Service

www.idealindustries.com

D-29

Lockout/Tagout



Lockout/Tagout

Circuit Breaker Mfg.	Breaker Type	# of Poles	Standard Breaker Lockouts					Circuit Breaker LO Sys.		Mini Circuit Breaker Lockouts			
			120V Snap On (w/hole) 44-810	120/277V Clamp On (no hole) 44-809	480/600V Clamp On (no hole) 44-807	Oversize 480/600V 44-823	Multi-Pole (tie bar) 44-783	Snap On (SOD QO) 44-768	Clamp On (Universal) 44-764	Pin Out Standard 44-779	Pin In Standard 44-780	Pin Out Wide 44-784	Multi-Pole w/Tie Bar 44-787
Cutler-Hammer	QC	1	X	X					X				
Cutler-Hammer	QC	2-3						X	X				
Cutler-Hammer	QCD	1	X	X					X				
Cutler-Hammer	QCD	2-3						X	X				
Cutler-Hammer	QCGF	1		X									
Cutler-Hammer	QCGFEP	1		X									
Cutler-Hammer	QCHGF	1		X									
Cutler-Hammer	QCHGFEP	1		X									
Cutler-Hammer	QCHW	1	X	X					X				
Cutler-Hammer	QCHW	2-3						X	X				
Cutler-Hammer	QHCW	1	X	X					X				
Cutler-Hammer	QHCW	2-3						X	X				
Cutler-Hammer	QHCX	1	X	X					X				
Cutler-Hammer	QHCX	2-3						X	X				
Cutler-Hammer	QHPW	1	X	X					X				
Cutler-Hammer	QHPW	2-3						X					
Cutler-Hammer	QHPX	1	X	X					X				
Cutler-Hammer	QHPX	2-3						X					
Cutler-Hammer	QPGF	1		X									
Cutler-Hammer	QPGF	2							X				
Cutler-Hammer	QPGFEP	1		X									
Cutler-Hammer	QPGFEP	2							X				
Cutler-Hammer	QPHGF	1		X									
Cutler-Hammer	QPHGFEP	1		X									
Cutler-Hammer	QPHW	1	X	X					X				
Cutler-Hammer	QPHW	2-3						X					
Cutler-Hammer	WME	1-3								X			
Cutler-Hammer	WMF	1-3								X			
Cutler-Hammer	WMH	1-4								X			
Cutler-Hammer	WMM	1-4								X			
Cutler-Hammer	WMN	1-4								X			
Cutler-Hammer	WMS	1-4								X			
E-T-A	911220G	2								X			
E-T-A	911225	1									X		
FAZ	C16	1-4								X			
Fed. Pacific Elec.	2B	2											
Fed. Pacific Elec.	BAB	1		X					X				
Fed. Pacific Elec.	NA-single	3				X**			X				
Fed. Pacific Elec.	NA-tie bar	2							X				
Fed. Pacific Elec.	NB	1		X*					X				
Fed. Pacific Elec.	NBH GFI	1		X					X				
Fed. Pacific Elec.	NE/NEF	1-3		X*									
Fed. Pacific Elec.	NEJ	1-3		X*									
Fed. Pacific Elec.	NFJ	1-3		X									
Fed. Pacific Elec.	NJJ	1-3				X							
Fed. Pacific Elec.	NJL	1-3				X							
Fed. Pacific Elec.	NM	1-3				X							
Fed. Pacific Elec.	NP-single	1		X					X				
Frank Adams	P	1		X					X				
FUJI Electric	EA53B	3		X*									
FUJI Electric	EA203B	3		X*									
FUJI Electric	BU-ESB	3		X*									
FUJI Electric	BU-ESA	3		X*									
FUJI Electric	BU-FSB	3		X*									
General Electric	V	1-3									X		
General Electric	EH400	3				X							
General Electric	HQC	3		X					X				
General Electric	SED	2-3		X					X				
General Electric	SEH	2-3		X					X				
General Electric	SEL	2-3		X					X				
General Electric	SEP	2-3		X					X				
General Electric	SFH	2-3		X					X				
General Electric	SFL	2-3		X					X				

\*Use with cleat #44-785

\*\*Use with cleat #44-786



# Wire Management

Circuit Breaker Mfg.	Breaker Type	# of Poles	Standard Breaker Lockouts					Circuit Breaker LO Sys.		Mini Circuit Breaker Lockouts			
			120V Snap On (w/hole) 44-810	120/277V Clamp On (no hole) 44-809	480/600V Clamp On (no hole) 44-807	Oversize 480/600V 44-823	Multi-Pole (tie bar) 44-783	Snap On (SQD QO) 44-768	Clamp On (Universal) 44-764	Pin Out Standard 44-779	Pin In Standard 44-780	Pin Out Wide 44-784	Multi-Pole w/Tie Bar 44-787
General Electric	SFP	2-3		X					X				
General Electric	SGD	2-3			X								
General Electric	SGH	2-3			X								
General Electric	SGL	2-3			X								
General Electric	SGLA	2-3			X								
General Electric	SGP	2-3			X								
General Electric	SRPG	3			X								
General Electric	TB	2		X*					X				
General Electric	TBC	2		X*					X				
General Electric	TE	1-3		X*					X				
General Electric	TEB	1-3		X*					X				
General Electric	TED	1-3		X*					X				
General Electric	TEF	1-3		X*					X				
General Electric	TEL	3		X*					X				
General Electric	TEML	3		X*					X				
General Electric	TEY	1-3		X					X				
General Electric	TF	1-3		X					X				
General Electric	TFC	3		X*					X				
General Electric	TFJ	2-3			X								
General Electric	TFK	2-3			X								
General Electric	TFL	3			X								
General Electric	THED	1-3		X*					X				
General Electric	THEF	1-3		X*					X				
General Electric	THFK	2-3			X								
General Electric	THHQB	2-3						X	X				
General Electric	THHQB-A	1	X	X					X				
General Electric	THHQB-S	1		X					X				
General Electric	THHQC	1-3						X	X				
General Electric	THHQC-A	1	X	X					X				
General Electric	THHQC-S	1		X					X				
General Electric	THHQL	2-3						X	X				
General Electric	THHQL-A	1	X	X					X				
General Electric	THHQL-S	1		X					X				
General Electric	THJK4	2-3			X**								
General Electric	THJK6	2-3			X**								
General Electric	THKM12	2-3				X							
General Electric	THKM8	2-3				X							
General Electric	THLC1	3		X*									
General Electric	THQB	2-3						X	X				
General Electric	THQB GF	1-2											
General Electric	THQB-A	1	X	X					X				
General Electric	THQB-S	1		X					X				
General Electric	THQC	2-3						X	X				
General Electric	THQC-A	1	X	X					X				
General Electric	THQC-AL	2-3						X	X				
General Electric	THQC-S	1		X					X				
General Electric	THQD	2-3		X*					X				
General Electric	THQDBL	3							X				
General Electric	THQL	2-3						X	X				
General Electric	THQL-A	1	X	X					X				
General Electric	THQL-S	1		X					X				
General Electric	TJ2	2-3			X**	X							
General Electric	TJ4	3			X								
General Electric	TJC	2-3		X*					X				
General Electric	TJD	2-3			X**								
General Electric	TJJ	2-3			X**								
General Electric	TJK	2-3			X**								
General Electric	TJS	2-3			X**								
General Electric	TK4V	3			X								
General Electric	TKC	3		X*					X				
General Electric	TKM	2-3				X							
General Electric	TKMA8	3				X							
General Electric	TQB	2-3					X		X				

\*Use with cleat #44-785

\*\*Use with cleat #44-786

1-800-435-0705 for Customer Service

www.idealindustries.com

**D-31**

Lockout/Tagout

Circuit Breaker Mfg.	Breaker Type	# of Poles	Standard Breaker Lockouts					Circuit Breaker LO Sys.		Mini Circuit Breaker Lockouts			
			120V Snap On (w/hole) 44-810	120/277V Clamp On (no hole) 44-809	480/600V Clamp On (no hole) 44-807	Oversize 480/600V 44-823	Multi-Pole (tie bar) 44-783	Snap On (SQD 00) 44-768	Clamp On (Universal) 44-764	Pin Out Standard 44-779	Pin In Standard 44-780	Pin Out Wide 44-784	Multi-Pole w/Tie Bar 44-787
General Electric	TQB-A	1	X	X					X				
General Electric	TQB-S	1		X					X				
General Electric	TQC	2-3						X	X				
General Electric	TQC-A	1	X	X					X				
General Electric	TQC-S	1		X					X				
General Electric	TQD	2-3		X									
General Electric	TQL	1-3											
General Electric	TQL	2-3											
General Electric	TQL-A	1	X	X					X				
General Electric	TQL-S	1		X					X				
General Electric	V	1-4									X		
GE Vynckier	Series E	1-4									X		
GE Vynckier	Series G	1-3									X		
Hager	453717	3								X			
Hager	MW216A	2								X			
Hager	MW620A	4								X			
Heinemann	LB	1		X*									
Heinemann	LF	1		X*									
Heinemann	LJ	1		X*									
Kapp	LS68	1									X		
Legrand	04302	2									X		
Legrand	06469	3									X		
Legrand	01908	1							X				
Legrand	01935	2											X
Legrand	01980	3-4											X
Lemag	SD62	1		X									
Merlin Gerin	B100A	2										X	X
Merlin Gerin	C32N	1-3							X				
Merlin Gerin	C45AD	3							X				
Merlin Gerin	C60a	1-4							X				
Merlin Gerin	C60H	1-4							X				
Merlin Gerin	C60N	1-4							X				
Merlin Gerin	C80A	3										X	X
Merlin Gerin	NC100H	1-3										X	
Merlin Gerin	NC125H	1-3										X	
Merlin Gerin	NC100L	1-4										X	
Merlin Gerin	NC100LH	1-4										X	
Merlin Gerin	NC100L MA	3										X	
Merlin Gerin	NC100N	1-4										X	
Merlin Gerin	C801N	3				X							
Merlin Gerin	C1251N	3				X							
Merlin Gerin	CE104N	3		X*									
Merlin Gerin	CK1200NA	3				X							
Merlin Gerin	CJ	3			X**								
Proteus	BSEN60947-3	2					X						
Proteus	AC22BS5419	2					X						
Proteus	C16	1							X				
Proteus	C6	1-3							X				
Siemens ITE	5SX11	1										X	
Siemens ITE	5SX12	2											X
Siemens ITE	5SX13	3											X
Siemens ITE	5SX21	1										X	
Siemens ITE	5SQ11	1										X	
Siemens ITE	5SQ12	2											X
Siemens ITE	5SQ13	3											X
Siemens ITE	5SQ16	4											X
Siemens ITE	5SN22	2											X
Siemens ITE	BL	1	X	X				X	X				
Siemens ITE	BL	2-3						X	X				
Siemens ITE	BLF-GFI	2						X	X				
Siemens ITE	BLH	1	X	X					X				
Siemens ITE	BLH	2-3						X	X				
Siemens ITE	BQ	1	X	X					X				

\*Use with cleat #44-785

\*\*Use with cleat #44-786

# Wire Management

Circuit Breaker Mfg.	Breaker Type	# of Poles	Standard Breaker Lockouts					Circuit Breaker LO Sys.		Mini Circuit Breaker Lockouts			
			120V Snap On (w/hole) 44-810	120/277V Clamp On (no hole) 44-809	480/600V Clamp On (no hole) 44-807	Oversize 480/600V 44-823	Multi-Pole (tie bar) 44-783	Snap On (SQD QO) 44-768	Clamp On (Universal) 44-764	Pin Out Standard 44-779	Pin In Standard 44-780	Pin Out Wide 44-784	Multi-Pole w/Tie Bar 44-787
Siemens ITE	BQ	2-3						X		X			
Siemens ITE	BQCH	1-3		X						X			
Siemens ITE	BQD	1-3		X						X			
Siemens ITE	BQH	1	X	X						X			
Siemens ITE	BQH	2-3						X		X			
Siemens ITE	CED6	2-3		X						X			
Siemens ITE	CFD6	2-3			X**								
Siemens ITE	CFD6-ETI	2-3			X**								
Siemens ITE	CJ3				X								
Siemens ITE	CJD6	2-3			X								
Siemens ITE	CJD6-ETI	2-3			X								
Siemens ITE	CLF	2			X								
Siemens ITE	CMD6	3				X							
Siemens ITE	CMD6-ETI	3				X							
Siemens ITE	CND6	3				X							
Siemens ITE	CPD6	3				X							
Siemens ITE	CQD	1-3		X*						X			
Siemens ITE	E2	1-3		X						X			
Siemens ITE	E4	1-3		X						X			
Siemens ITE	ED	1-3		X						X			
Siemens ITE	ED4	1-3		X						X			
Siemens ITE	ED6	1-3		X						X			
Siemens ITE	ED6-ETI	3		X						X			
Siemens ITE	EE3	3		X*						X			
Siemens ITE	EH3	3		X*						X			
Siemens ITE	EQP	4						X		X			
Siemens ITE	EQT QF	3											
Siemens ITE	ET	3		X*						X			
Siemens ITE	FD6A	2-3			X**								
Siemens ITE	FJ2-B	2-3		X*	X**								
Siemens ITE	FJ3	2			X								
Siemens ITE	FJ6	2			X**								
Siemens ITE	FXD6A	2-3			X**								
Siemens ITE	FXD6-ETI	2-3			X**								
Siemens ITE	GF	1		X						X			
Siemens ITE	HBL	1	X	X						X			
Siemens ITE	HBL	2-3						X		X			
Siemens ITE	HBQ	1	X	X						X			
Siemens ITE	HBQ	2-3						X		X			
Siemens ITE	HE4	1-3		X						X			
Siemens ITE	HED4	1-3		X						X			
Siemens ITE	HED6	2-3		X						X			
Siemens ITE	HFD6	2-3			X**								
Siemens ITE	HFXD6	2-3			X**								
Siemens ITE	HHED6	2-3		X						X			
Siemens ITE	HHFD6	2-3			X**								
Siemens ITE	HHJD6	2-3			X								
Siemens ITE	HHJXD6	2-3			X								
Siemens ITE	HJD6	2-3			X								
Siemens ITE	HJXD6	2-3			X								
Siemens ITE	HMD6	2-3				X							
Siemens ITE	HMXD6	2-3				X							
Siemens ITE	HN3	2				X							
Siemens ITE	HND6	2-3				X							
Siemens ITE	HNXD6	2-3				X							
Siemens ITE	HPD6	3				X							
Siemens ITE	HPXD6	3				X							
Siemens ITE	HQJ2-H	3		X						X			
Siemens ITE	HQP	1	X	X						X			
Siemens ITE	HQP	2-3					X			X			
Siemens ITE	HQPP	1	X	X						X			
Siemens ITE	HQPP	2-3					X			X			
Siemens ITE	HQPPH	2					X			X			

\*Use with cleat #44-785

\*\*Use with cleat #44-786

1-800-435-0705 for Customer Service

www.idealindustries.com

D-33

Lockout/Tagout



Circuit Breaker Mfg.	Breaker Type	# of Poles	Standard Breaker Lockouts					Circuit Breaker LO Sys.		Mini Circuit Breaker Lockouts			
			120V Snap On (w/hole) 44-810	120/277V Clamp On (no hole) 44-809	480/600V Clamp On (no hole) 44-807	Oversize 480/600V 44-823	Multi-Pole (tie bar) 44-783	Snap On (SOD QO) 44-768	Clamp On (Universal) 44-764	Pin Out Standard 44-779	Pin In Standard 44-780	Pin Out Wide 44-784	Multi-Pole w/Tie Bar 44-787
Siemens ITE	HRD6	3				X							
Siemens ITE	HRXD6	3				X							
Siemens ITE	JD2	3				X							
Siemens ITE	JD6-A	2-3			X								
Siemens ITE	JJ3				X								
Siemens ITE	JJ6	3				X							
Siemens ITE	JL3	3			X								
Siemens ITE	JXD2-A	2-3			X								
Siemens ITE	JXD6-A	2-3				X							
Siemens ITE	KM3	3				X							
Siemens ITE	LL3	3			X								
Siemens ITE	LL6	3				X							
Siemens ITE	LXD6-ETI	3				X							
Siemens ITE	MD6	2-3				X							
Siemens ITE	MXD6	2-3				X							
Siemens ITE	MXD6-ETI	2-3				X							
Siemens ITE	ND6	2-3				X							
Siemens ITE	NH3-F800												
Siemens ITE	NXD6	2-3				X							
Siemens ITE	PD6	3				X							
Siemens ITE	PXD6	3				X							
Siemens ITE	QJ2	2-3		X*					X				
Siemens ITE	QJ2-H	2-3		X*					X				
Siemens ITE	QJH2	2-3		X*					X				
Siemens ITE	QP	1	X	X					X				
Siemens ITE	QP	2-3					X		X				
Siemens ITE	QP1	1		X					X				
Siemens ITE	QPH	1	X	X					X				
Siemens ITE	QPH	2-4					X		X				
Siemens ITE	QPP	1	X	X					X				
Siemens ITE	QPP	2-3					X		X				
Siemens ITE	QPPH	1	X	X					X				
Siemens ITE	QPPH	2-3					X		X				
Siemens ITE	RD6	3				X							
Siemens ITE	RXD6	3				X							
Siemens ITE	SCMD6	3				X							
Siemens ITE	SCND6	3				X							
Siemens ITE	SHLD6-A	3				X							
Siemens ITE	SHMD6	3				X							
Siemens ITE	SHND6	3				X							
Siemens ITE	SMD6	3				X							
Siemens ITE	SND6	3				X							
Siemens ITE	SHPD6	3				X							
Siemens ITE	SPD6	3				X							
Siemens ITE	3VF3	3		X									
Simplex	NX	3			X**								
Square D	EDB	1-3		X					X				
Square D	EGB	1-3		X					X				
Square D	EH4	1-3		X					X				
Square D	EHB	1-3		X					X				
Square D	EHB	2-3					X		X				
Square D	EJB	1-3		X					X				
Square D	EZ	3				X							
Square D	FA	1-3		X*									
Square D	FAL	1-3		X*									
Square D	FC	3		X*									
Square D	FCL	2-3		X*									
Square D	FDA			X					X				
Square D	FGA	3							X				
Square D	FH	1-3		X*									
Square D	FHL	1-3		X*									
Square D	FHL-DC	3		X*									
Square D	FHP	3		X*									

\*Use with cleat #44-785

\*\*Use with cleat #44-786

# Wire Management

Circuit Breaker Mfg.	Breaker Type	# of Poles	Standard Breaker Lockouts					Circuit Breaker LO Sys.		Mini Circuit Breaker Lockouts			
			120V Snap On (w/hole) 44-810	120/277V Clamp On (no hole) 44-809	480/600V Clamp On (no hole) 44-807	Oversize 480/600V 44-823	Multi-Pole (tie bar) 44-783	Snap On (SQD QO) 44-768	Clamp On (Universal) 44-764	Pin Out Standard 44-779	Pin In Standard 44-780	Pin Out Wide 44-784	Multi-Pole w/Tie Bar 44-787
Square D	FI	3		X*									
Square D	FIL	3		X*									
Square D	FY	1		X*									
Square D	GJL	3		X*									
Square D	KA	2-3		X*									
Square D	KAL	2-3		X*									
Square D	KAP				X								
Square D	KC	2-3		X*									
Square D	KCL	2-3		X*									
Square D	KH	2-3		X*									
Square D	KHL	3		X*									
Square D	KI	2-3		X*									
Square D	KIL	2-3		X*									
Square D	LA	2-3			X**								
Square D	LAL	2-3			X**	X							
Square D	LAP	3			X**	X							
Square D	LC	3				X							
Square D	LCP	3				X							
Square D	LH	2-3			X**								
Square D	LHL	3			X**	X							
Square D	LHP				X**	X							
Square D	L2	3				X							
Square D	LXL	3				X							
Square D	MA	2-3			X**								
Square D	MA	3				X							
Square D	MAL	3				X							
Square D	MH	2-3				X							
Square D	MH	2-3			X**								
Square D	MHL	2-3				X							
Square D	ML-1	3			X**								
Square D	ML-3	3				X							
Square D	MXL	3				X							
Square D	Q1B	2-3		X						X			
Square D	Q1L	2-3		X						X			
Square D	Q2	2-3		X*									
Square D	Q2H	2-3		X*									
Square D	Q2L	2-3		X*									
Square D	Q2MT	2-3		X*									
Square D	Q4	2-3			X**								
Square D	Q4L	2-3			X**								
Square D	QO	1						X					
Square D	QO	2-3	X	X				X	X				
Square D	QOB	1						X					
Square D	QOB	2-3	X	X				X	X				
Square D	QOB-H	2						X					
Square D	QOB-VH	1	X	X				X					
Square D	QOB-VH	2-3					X						
Square D	QO-H	2						X					
Square D	QOM1-VH	2		X					X				
Square D	QOM2-VH	2		X					X				
Square D	QO-SWN	2-3	X	X				X	X				
Square D	QOU	1						X					
Square D	QOU	2-3		X				X	X				
Square D	QOU w/tie bar	2-3					X		X				
Square D	QO-VH	1						X					
Square D	QO-VH	2-3	X	X				X	X				
Square D	QYU	1						X					
Square D	Y1				X								
Sursum	EA53	3									X		
Sylvania GTE	QC	2					X		X				
Sylvania GTE	Type C	2					X		X				
Thomas & Betts	F Frame	1-3		X					X				
Toshiba	E225B	3		X*									

\*Use with cleat #44-785      \*\*Use with cleat #44-786  
 1-800-435-0705 for Customer Service





Lockout/Tagout

Circuit Breaker Mfg.	Breaker Type	# of Poles	Standard Breaker Lockouts					Circuit Breaker LO Sys.		Mini Circuit Breaker Lockouts			
			120V Snap On (w/hole) 44-810	120/277V Clamp On (no hole) 44-809	480/600V Clamp On (no hole) 44-807	Oversize 480/600V 44-823	Multi-Pole (tie bar) 44-783	Snap On (SQD QO) 44-768	Clamp On (Universal) 44-764	Pin Out Standard 44-779	Pin In Standard 44-780	Pin Out Wide 44-784	Multi-Pole w/Tie Bar 44-787
Westinghouse	BA w/tie bar	2-3					X						
Westinghouse	BA	1-3	X	X					X				
Westinghouse	BAB	1-3	X	X					X				
Westinghouse	BR	1-3	X	X					X				
Westinghouse	BR w/tie bar	2-3					X		X				
Westinghouse	BRH w/tie bar	2-3					X						
Westinghouse	CA			X*									
Westinghouse	DA				X								
Westinghouse	DK				X								
Westinghouse	EB	1-3		X*					X				
Westinghouse	ED			X					X				
Westinghouse	EH	1-3		X					X				
Westinghouse	EHB	1-3		X*									
Westinghouse	EHD	1-3		X					X				
Westinghouse	FA	3		X*					X				
Westinghouse	FB	2-3		X*					X				
Westinghouse	FD	1-4		X					X				
Westinghouse	FDB	2-4		X					X				
Westinghouse	FDC	2-4		X					X				
Westinghouse	FP	3			X**								
Westinghouse	GB	1-3		X					X				
Westinghouse	GBH	1-3		X					X				
Westinghouse	GHB	1-3		X					X				
Westinghouse	GR	3			X								
Westinghouse	HBAW	1	X	X					X				
Westinghouse	HBAX	1	X	X					X				
Westinghouse	HCA	3		X*					X				
Westinghouse	HFB	1-3		X*					X				
Westinghouse	HFD	1-4		X					X				
Westinghouse	HKD	3			X								
Westinghouse	HLA				X								
Westinghouse	HLB				X								
Westinghouse	HMC				X								
Westinghouse	HMCP			X*					X				
Westinghouse	HNC					X							
Westinghouse	HQNP	3		X					X				
Westinghouse	HQP	1	X	X					X				
Westinghouse	JA				X								
Westinghouse	JB	3			X								
Westinghouse	JD	2-4			X								
Westinghouse	JDB	3			X								
Westinghouse	KA	3			X**								
Westinghouse	KB				X								
Westinghouse	LA	3			X**								
Westinghouse	LB				X								
Westinghouse	LBB	3			X								
Westinghouse	LH				X								
Westinghouse	MA	2-3			X**								
Westinghouse	MC	2-3			X**								
Westinghouse	MCC	2-3			X**								
Westinghouse	MCPO	3		X*					X				
Westinghouse	NB					X							
Westinghouse	P	3		X					X				
Westinghouse	PA	3											
Westinghouse	QBHW	1	X	X					X				
Westinghouse	QC	1	X	X					X				
Westinghouse	QC	3					X						
Westinghouse	QCHQ	1	X	X					X				
Westinghouse	QHCW	1	X	X					X				
Westinghouse	QHCX	1	X	X					X				
Westinghouse	QHPW	1	X	X					X				
Westinghouse	QPHW	1	X	X					X				
Westinghouse	Quicklag P			X					X				

\*Use with cleat #44-785

\*\*Use with cleat #44-786

Circuit Breaker Mfg.	Breaker Type	# of Poles	Standard Breaker Lockouts				Circuit Breaker LO Sys.		Mini Circuit Breaker Lockouts			
			120V Snap On (w/hole) 44-810	120/277V Clamp On (no hole) 44-809	480/600V Clamp On (no hole) 44-807	Oversize 480/600V 44-823	Multi-Pole (tie bar) 44-783	Snap On (SQD QD) 44-768	Clamp On (Universal) 44-764	Pin Out Standard 44-779	Pin In Standard 44-780	Pin Out Wide 44-784
Westinghouse	RE			X				X				
Westinghouse	RH	3			X							
Westinghouse	WPHX	1	X	X				X				
Wylex	WRS40/2	2							X			
Zinsco	HQB	3		X				X				
Zinsco	QB	1		X				X				
Zinsco	QCB w/Tie Bar	2				X		X				
Zinsco	Type Q	1		X				X				
Zinsco	Type T	1		X				X				

## Wall Switch Lockouts

- Our patent pending universal Wall Switch Lockout locks out both toggle and decora wall switches
- The universal design assures switch is locked on or off. It also hinges open for unobstructed normal switch operation
- The standard wall switch lockout fits most wall-mounted single or three-way electrical switches



Description	Qty./Card	Cat. No.
Universal Wall Switch Lockout	1	44-772
Standard Wall Switch Lockout (not shown)	1	44-789

## Electric Plug Lockout

- Slides over cord prongs and locks in place to prevent cord from being plugged into an outlet
- Cannot be removed without key
- Works on any 2- or 3-prong plug



Description	Cat. No.
Electric Plug Lockout	44-782

## Plug Lockouts


- Accommodate a variety of electrical plug and cord sizes to prevent accidental connection or disconnection
- Durable plastic body resists wear, chemicals and job-site abuse
- Accommodates cable ties or padlocks (with up to 3/8 in. shackles)



Description	Size	Cat. No.
Plug Lockouts – 110V	2 in. x 2 in. x 3-1/2 in.	44-818
Plug Lockouts – 220/550V	3-1/4 in. x 3-1/4 in. x 7 in.	44-819

## Fuse Blockout and Lockout Devices

- Fuse lockout snaps easily into place and can be cable tied for added security
- Fits most Buss and Gould fuse blocks



Description	Qty./Card	Cat. No.
1/4, 9/32 and 9/16 in. Fuse Lockout	2	44-815

## Adjustable Cable Lockout

- Infinitely adjustable safety hasp and cable
- Ideal for multiple circuit breaker panels and side-by-side gate valve lockouts
- Feed the cable end through the points to be locked out, then back through the lockout body. Cinch it tight to remove any slack with the patented locking feature
- Tough, flexible multi-stranded 6 ft. 1/4" dia. with a clear vinyl coating
- Tough, lightweight, dielectric Xenoy® thermoplastic body withstands chemicals; performs effectively in extreme conditions
- Up to four workers can apply their personal safety locks
- Complete with high-visibility, re-usable, write-on safety labels (English, French & Spanish). Identify the responsible person, then erase for the next job.



Description	Cat. No.
Adjustable Cable Lockout	44-808

## Cable Lockout

- 44-829 Unique hasp lockout device accepts up to six 9/32 in. padlocks and comes with a 6 ft. plastic-coated steel cable



Description	Cat. No.
Cable Lockout, 6 ft. cable	44-829

## Gate Valve Lockouts


- Unique patent pending rotating design allows for easier installation in confined space applications
- Each size rotates into itself and nests within the next larger size to save space in storage
- Up to four workers can apply their personal safety locks
- Complete with high-visibility permanent safety labels (English, French & Spanish) that can be written on to identify the responsible person, then erased for the next job
- Tough, lightweight, dielectric Xenoy thermoplastic bodies withstand chemicals and perform effectively in extreme conditions, temperature range: -50°F (-46°C) to +350°F (177°C)



Valve Size	Qty.	Cat. No.
1 in. to 3 in.	1	44-824
2 in. to 5 in.	1	44-825
Set of five sizes (1 in. to 13 in.)	—	44-817

## Ball Valve Lockout Devices

- Best available method for locking out ball valves
- Patented design fits most major brand ball valves
- Designed to lock in off position only
- Complies with OSHA lockout standard



Valve Size (In.)	Max. Shackle Length	Material	Cat. No.
1/2 to 1-1/4	—	Polypropylene	44-846
1-1/4 to 3	—	Polypropylene	44-847
1/4 to 1 (not shown)	9/32	Nylon	44-820
1-1/4 to 3 (not shown)	9/32	Heavy steel	44-821

## Aluminum Safety Lockout Padlocks



- High visibility, baked-on powder coated finish stays bright
- Ideal for corrosive and tough environments
- 1-1/16 in. shackle clearance
- 1-9/16 in. wide lock with 1/4 in. shackle clearance
- Hardened shackles for superior resistance to cutting
- Keyed alike, master-keyed, additional colors and engraving available by special order

Bumper Color	Cat. No.
Blue	44-920
Black	44-921
Red	44-922
Yellow	44-923

## Steel Padlocks

- Rustproofed, steel case with nickel-plated shackle withstands abuse and environmental hazards
- Includes two keys
- 1-1/2 in. wide lock with 9/32 in. shackle diameter
- Keyed-alike and Master-Keyed locks available by special order



Bumper Color	3/4 In. Shackle Clearance Cat. No.	2 In. Shackle Clearance Cat. No.
Blue	44-900	44-901
Black*	44-902	44-903
White*	44-904	44-905
Red	44-906	44-907
Green*	44-908	44-909
Yellow*	44-910	44-911

\*Special order thru Customer Service.

## Xenoy Safety Lockout Padlocks w/Key Retention

- Dedicated safety lockout device reduces confusion with other locks
- Complies with OSHA's "1-key, 1-lock"
- Non-conductive, lightweight Xenoy® body
- Key retention ensures keys do not get lost while not in use and that padlocks are not left untouched
- 1-1/2 in. shackle clearance
- 1-1/2 in. wide lock with 1/4 in. shackle
- Four colors for easy identification
- Keyed alike, Master-Keyed, 2nd key, additional colors and engraving available by special order



Bumper Color	Cat. No.
Blue	44-912
Black	44-914
Red	44-916
Yellow	44-918

## Lock Labels



- Easy identification of employees' locks
- Write-on, vinyl labels with peel-off adhesive backing
- Polyester over laminate protects label

Description	Qty.	Cat. No.
Lock Labels	8 labels	44-898

## Marking Pens

- Fast-drying, permanent ink will not smear
- Use on write-on marker cards and write-on cable-tie marker plates
- Color-coded in red or black



Description	Cat. No.
Marking Pen w/black ink	41-697
Marking Pen w/red ink	41-698

## Heavy-Duty Lockout Tags



- High-visibility lettering
- Laminated plastic tags have non-fade legends, resist corrosive and harsh environmental conditions and a 7/8 in. grommet
- Vinyl tags are silk screened with a metal grommet; fastener included
- Exceeds OSHA's 50-lb. pullout requirement

Legend	Type	Qty.	Cat. No.
Do Not Operate	Heavy-Duty Laminated	Card of 5	<b>44-830</b>
Do Not Operate	Heavy-Duty Laminated	Box of 100	<b>44-1830</b>
Do Not Operate	Economy Vinyl	Bag of 25	<b>44-848</b>
Do Not Operate – Maintenance Department	Heavy-Duty Laminated	Card of 5	<b>44-831</b>
Do Not Operate – Maintenance Department	Economy Vinyl	Bag of 25	<b>44-844</b>
Do Not Operate – Electricians at Work	Heavy-Duty Laminated	Card of 5	<b>44-832</b>
Do Not Operate – Electricians at Work	Economy Vinyl	Bag of 25	<b>44-843</b>
Do Not Operate – (red striped background)	Heavy-Duty Laminated	Card of 5	<b>44-833</b>
Do Not Operate – (red striped background)	Heavy-Duty Laminated	Box of 100	<b>44-1833</b>
Do Not Operate – (red striped background)	Economy Vinyl	Bag of 25	<b>44-849</b>
Do Not Operate (Photo ID - Self Sealant)	Heavy-Duty Laminated	Card of 5	<b>44-834</b>

## Bilingual Lockout Tags



- Spanish/English tags provide extra safety and information in bilingual situations
- High-visibility lettering
- Laminated plastic tags with non-fade legends resist corrosive and harsh environmental conditions
- Write-on tag with 7/8 in. grommet can be padlocked to device to help prevent unauthorized removal

Legend	Qty./Card	Cat. No.
Do Not Operate (striped)	5	<b>44-841</b>

## Safety Lockout Hasps



- Allow up to six workers to lock out a single energy source
- Rustproofed, plated and vinyl-coated
- Labeled hasps feature anodized aluminum alloy construction for long-term durability
- Permanent "Do Not Operate" labels accept pens, pencils and permanent markers

### Safety Lockout Hasps

Jaw Diameter	Qty.	Cat. No.
1 in.	3	<b>44-800</b>
1 in.	50	<b>44-1800</b>
1-1/2 in.	2	<b>44-801</b>

### Labeled Safety Lockout Hasps

Legend	Color	Qty.	Cat. No.
Do Not Operate	Blue	1	<b>44-790</b>
Do Not Operate	Red	1	<b>44-791</b>
Do Not Operate	Red	50	<b>44-1791</b>

Lockout/Tagout




## Python™ Adjustable Locking Cable

Python™ Adjustable Locking Cable secures anything within its grasp. It's the only locking cable that is always the right length for your application. This exclusive, patented product holds the flexible steel cable tight at any position for infinite possibilities.

- Infinite Locking Positions – The patented lock holds the cable tight at any position from 1 ft. (30cm) to 6 ft. (1.8m)
- Application Flexibility – Interchangeable cables
- Keyed Alike Convenience – Rekeyable cylinder
- Cut Resistance – 3/8 in. (10mm), 100% steel braided cable
- Weather Tough – Rust resistant aluminum lock body
- Scratch Resistant – Vinyl cable sleeve and lock body bumper

Other Applications: Bikes, lawn furniture, lawn mowers, job sites, canoes, boats, skis, snowboards, generators, pickup truck cargo, spare tire locks and much more.



Description	Cat. No.
Master Lock Python Kit with 6 ft. Cable-keyed different	44-990
Master Lock Python Kit with 6 ft. Cable-keyed alike*	44-991
12 ft. (3.7m) x 3/8 in. (10mm) Cable for Python Lock*	44-992


\*Special order thru Customer Service.

## Pro-Series® Shackless Lock and Hasp

- Ideal for vans, trucks, gates and vending
- Defeats attempts to pry and cut
- Hardened solid steel lock body withstands forcible attacks
- Complete with high security 6-pin Pro Series® Cylinder

Description	Cat. No.
Hidden Shackle Solid Steel Padlock*	44-994
Solid Steel Hasp for use with 44-994*	44-993

\*Special order thru Customer Service.



## Lockout Signs

- Resistant to both chemicals and abrasion – protected graphics for indoor and outdoor use



Legend	Material	Size (In.)	Cat. No.
OSHA Regulation	Self-sticking polyester	3-1/2 x 10	<b>44-877</b>
OSHA Regulation – Bilingual	Self-sticking polyester	7 x 10	<b>44-878</b>
Danger – Breakers Locked Out	Magnetic	5 x 7	<b>44-890</b>

## Safety Signs

- Resistant to both chemicals & abrasion – protected graphics for indoor & outdoor use

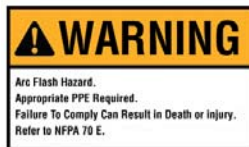


Legend	Material	Size (In.)	Cat. No.
Danger – High Voltage	Fiberglass	10 x 14	<b>44-862</b>
Danger – High Voltage	Self-Sticking Polyester	7 x 10	<b>44-863</b>
Danger – High Voltage – Keep Out	Fiberglass	10 x 14	<b>44-880</b>
Danger – High Voltage – Keep Out	Self-Sticking Polyester	7 x 10	<b>44-881</b>
Danger High Voltage – Spanish	Self-Sticking Polyester	7 x 10	<b>44-865</b>

## Flash Protection Labels and Signs

**National Electric Code 110.16 Flash Protection: Switchboards, panel boards, industrial control panels, and motor control centers**, in other than dwelling occupancies, that are likely to require examination, adjustment, servicing or maintenance while energized, shall be field marked to warn qualified persons of potential electric arc flash hazards. The marking shall be located so as to be clearly visible to qualified persons before examination, adjustment, servicing or maintenance of the equipment.

Required Labels –  
44-892/44-893



Arc Flash Labels  
44-894/44-895



Recommended Signs –  
44-896



Description	Type	Size	Qty./Bag	Cat. No.
NEC Arc Flash, Warning	Self-Sticking polyester	3-1/2 in. x 5 in.	5	<b>44-892</b>
NEC Arc Flash, Warning	Self-Sticking polyester	5 in. x 7 in.	5	<b>44-893</b>
NEC Arc Flash, Danger	Self-Sticking polyester	5 in. x 7 in.	5	<b>44-894</b>
NEC Arc Flash, Danger	Self-Sticking polyester	4 in. x 6 in.	5	<b>44-895</b>
NEC Arc Flash, Warning	Self-Sticking polyester	7 in. x 10 in.	1	<b>44-896</b>





## Multimeter Selection Guide

Selection Guide

MULTIMETER SELECTION GUIDE	310 Series			320 Series			350 Series			360		490		600	610	
	61-310	61-312	61-314	61-320	61-322	61-324	61-350	61-352	61-354	61-360	61-361	61-494	61-495	61-605	61-610	61-614
<b>MEASUREMENT FUNCTIONS</b>																
AC & DC Voltage	•	•	•	•	•	•	•	•	•	•	•	•	•	•	•	•
AC Current	•	•	•	•	•		•	•		•	•	•	•			
DC Current		•	•	•	•	•	•	•		•	•	•	•		•	•
Resistance	•	•	•	•	•	•	•	•	•	•	•	•	•	•	•	•
LV Resistance												•	•			
Audible Continuity	•	•	•	•	•	•	•	•	•	•	•	•	•	•		•
Diode Test	•	•	•	•	•	•	•	•	•	•	•	•	•	•		
Capacitance		•	•	•	•	•	•	•	•	•	•	•	•			
Frequency		•	•	•	•	•	•	•		•	•	•	•			
Temperature	•	•	•									•	•			
Duty Factor												•	•			
Battery Test	•														•	•
Decibels												•	•			
Phase Rotation										•						
<b>FEATURES</b>																
Display Type (Digital or Analog)	D	D	D	D	D	D	D	D	D	D	D	D	D	D	A	A
True RMS			•	•	•				•		•	•	•			
Auto/Manual Ranging		•	•	•	•	•	•	•	•			•	•	•		
Data Hold/Auto Hold	D	D	D	D	D	D	D	D	D	D		A	A	D		
Max Hold										•						
Peak Hold				•	•	•						•	•			
Min/Max				•	•	•	•	•								
Min/Max/Avg												•	•			
Peak Min/Max				•	•	•						•	•			
Relative Mode				•	•	•						•	•			
High Speed Analog Bar Graph				•	•	•						•	•			
Auto Power Off		•	•	•	•	•	•	•	•	•	•	•	•	•		
Backlight						•						•	•			
Low Battery Indication		•	•	•	•	•	•	•	•	•	•	•	•	•		
Non-Contact Voltage							•	•	•							
Dual Display												•	•			
Overload Protection on All Ranges	•	•	•	•	•	•	•	•	•	•	•	•	•	•		
Data Logging												•	•			
Data Acquisition						•						•	•			
Memory Storage & Recall												•	•			
Optical RS-232 Interface						•						•	•			
Optional ProVision™ Software						•						•	•			
Warranty (years)	2	2	2	2	2	2	2	2	2	2	2	2	2	2	2	2
<b>CERTIFICATIONS</b>																
UL 61010 Listed	•	•	•	•	•	•	•	•	•	•	•	•	•	•	•	•
CAT Rating	II	II	II	IV	IV	IV	III	III	III	III	III	III	III	II	II	II
CE	•	•	•	•	•	•	•	•	•	•	•	•	•	•	•	•

## PlatinumPro®

### Contractor-Grade Multimeters

#### Features

- AC/DC voltage
- Capacitance
- Frequency
- Auto/manual ranging
- Peak min/max
- Max/min
- Relative mode
- Data hold
- Low battery indicator
- Auto power off
- 2-year warranty



**61-322**

True RMS,  
AC/DC current



**61-324**

True RMS, AC/DC  
current, backlight data  
acquisition and  
RS-232 interface



Data acquisition and analysis with  
320 ProVision™ software for 324.

**61-320**




320 Series

320 Series Specifications		61-320	61-322	61-324
	RANGE & RESOLUTION	BASIC ACCURACY		
AC VOLTAGE	400.0m/4.000/40.00/400.0/750 V	1.3%	1.3%	1.3%
DC VOLTAGE	400.0m/4.000/40.00/400.0/1000 V	0.5%	0.5%	0.5%
AC CURRENT	400.0µ/4000µ/40.00m/400.0m A	—	1.5%	1.5%
DC CURRENT	400.0µ/4000µ/40.00m/400.0m A	1.5% (µA range only)	1.5%	1.5%
RESISTANCE	400.0/4.000k/40.00k/400.0k/4.000M/40.00M Ω	0.7%	0.7%	0.7%
CAPACITANCE	4.000n/40.00n/400.0n/4.000µ/40.00µ/ 400.0p/4.000m/40.00m F	1.9%	2.0%	2.0%
FREQUENCY	4.000k/40.00k/400.0k/4.000M/40.00M Hz	0.01%	0.1%	0.1%

#### Accessories

Includes	
Premium Test Leads w/Alligator Clips	TL-100
Optional	
Carrying Case	C-290
Current Clamp Adapters (page E-30)	
Magnetic Strap	61-565
ProVision™ Software	61-904
RS-232 Cable	61-905



**61-904**

320 Series ProVision™  
Software



**61-905**

Optical RS-232  
Cable  
For 320 Series  
Meters



**61-565**

Magnetic hand strap fits  
Platinum Pro® and 350  
Series Multimeters

Optional magnetic strap  
frees up your hands  
to help you work safe.



# PlatinumPro®

## Industrial-Grade Multimeters

490 Series

### Features



- True RMS
- Data acquisition
- Data logging
- Data storage
- Frequency
- Capacitance
- Temperature
- Low voltage Ω
- Duty factor
- dBm/dB
- Auto/manual ranging
- Dual display
- Analog bar graph
- Auto power off
- Peak hold
- Min/max/avg
- Relative mode
- 20,000 count high resolution mode
- Backlight
- Low battery indication
- 2-year warranty



**61-495**

Data logging (40,000 records), thermocouple, software and cable interface included



Data acquisition and analysis with 490 ProVision™ software.



**61-494**

Data logging (6,000 records)

### Accessories

Includes	
Carrying Case	<b>C-290</b>
Premium Test Leads with Alligator Clips	<b>TL-100</b>
Optional	
Current Clamp Adapters (page E-30)	
Magnetic Strap	<b>61-565</b>
ProVision™ Software*	<b>61-900</b>
RS-232 Cable*	<b>61-902</b>

\*Included with 61-495

490 Series Specifications		61-494	61-495
	RANGE & RESOLUTION	BASIC ACCURACY	
AC VOLTAGE	20.000m/200.00m/2.000k/20.00k/200.0k/750.0 V	0.7%	0.7%
DC VOLTAGE	20.000m/200.00m/2.000k/20.00k/200.0k/1000.0 V	0.06%	0.06%
AC CURRENT	20.000m/200.00m/2.000k/10.00k A	0.1%	0.1%
DC CURRENT	20.000m/200.00m/2.000k/10.00k A	0.3%	0.2%
RESISTANCE	200.0k/2.000k/20.00k/200.0k/2.000M/20.00M/200.0M/2.000G Ω	0.6%	0.6%
LV RESISTANCE	2.000k/20.00k/200.0k/2.000M/20.00M/200.0M Ω	0.3%	0.3%
CAPACITANCE	4.000n/40.00n/400.0n/4.000μ/40.00μ/400.0μ/4.000mF	0.9%	0.9%
FREQUENCY	20.00k/200.0k/2.000k/20.00k/200.0k/1.000M Hz	0.01%	0.01%
DUTY FACTOR	20% - 80%	1.0%	1.0%
TEMPERATURE	-150° F to 2200° F (-100° C TO 1200° C)	0.1%	0.1%

**61-465**

Thermocouple Adapter



**61-461**

Beaded K-type thermocouple



**61-900**

490 Series ProVision™ Software



**61-902**

Optical RS-232 Cable For 490 and 630 Series Meters



## 61-350 Series Meters

### Features



- AC/DC voltage
- Auto/manual ranging
- Non-contact voltage (80-600VAC)
- Resistance
- Audible continuity
- Diode test
- Data hold
- Low battery indicator
- Auto power off
- 2-year warranty



**61-350**



**61-352**  
AC/DC current,  
frequency,  
capacitance, max/min



**61-354**  
TRMS, AC/DC current,  
frequency, capacitance,  
max/min

350 Series

350 Series Specifications	61-350		61-352		61-354	
	RANGE & RESOLUTION	ACCURACY	RANGE & RESOLUTION	ACCURACY	RANGE & RESOLUTION	ACCURACY
AC VOLTAGE	200.0m/2.000/20.00/200.0/750V	1.5%	200m/2/20/200/750 VAC	1.5%	200m/2/20/200/750 VAC	1.5%
DC VOLTAGE	200.0m/2.00/20.00/200.0/1000V	0.5%	200m/2/20/200/1000 VDC	0.5%	200m/2/20/200/1000 VDC	0.5%
AC/DC CURRENT	—	1.5%	2.000A/10.00 A	1.5%	2.000A/10.00 A	1.5%
RESISTANCE	200/2k/20k/200k/2M/20M Ω	0.7%	200/2k/20k/200k/2M/20M Ω	0.7%	200/2k/20k/200k/2M/20M Ω	0.7%
CAPACITANCE	—	2.0%	2.00μ-200.0μ/2.000m F	2.0%	2n-200μ/2.000m F	2.0%
FREQUENCY	—	0.01%	2k/20k/200k/2M/20M Hz	0.01%	2k/20k/200k/2M/20M Hz	0.01%



### Accessories

Includes	
Premium Test Leads w/Alligator Clips	TL-100
Optional	
Carrying Case	C-290
600A AC/DC Clamp Adapter	61-334
Current Clamp Adapters	61-451
Magnetic Strap	61-565



**61-565**  
Magnetic hand strap fits  
Platinum Pro® and 350  
Series Multimeters

Optional magnetic strap  
frees up your hands  
to help you work safe.



Each multimeter  
has a non-contact  
voltage indicator  
feature.

## Test-Pro® Contractor-Grade Multimeters

### Features



- AC/DC voltage
- AC/DC current
- Resistance
- Audible continuity
- Manual ranging
- Rugged construction
- Auto power off
- Low battery indication
- 2-year warranty



**61-361**  
True RMS,  
phase rotation,  
capacitance,  
frequency



**61-360**  
Max hold,  
data hold

360 Series Specifications		61-360	61-361
	RANGE & RESOLUTION	BASIC ACCURACY	
AC VOLTAGE	200.0m/2000m/20.00/200.0/600 V	1.0%	2.0%
DC VOLTAGE	200.0m/2000m/20.00/200.0/600 V	0.5%	1.2%
AC CURRENT	2.000 A	1.5%	3.0%
DC CURRENT	2.000 A	1.0%	2.5%
RESISTANCE	200.0/2.000k/20.00k/200.0k/20.00M/200.0M Ω	1.0%	1.0%
CAPACITANCE	20.00μ/200.0μ/2.000m/20.00m F	—	4.0%
FREQUENCY	10.0-100.0k Hz	—	0.50%
PHASE ROTATION		—	80-500V (50-500Hz)



### Accessories

Includes	
Standard Test Leads	TL-58
Alligator Clip Lead	K-7515
Optional	
Carrying Case	C-290
Current Clamp Adapters (page E-30)	



**61-565**  
Magnetic Strap fits 360  
Series Multimeters

## 600 Series Pocket Meter

### Features

- Low cost, multi-function
- Convenient pocket size
- Built-in test stand
- Overload protection on all ranges
- 2-year warranty



### 61-605

Audible continuity, auto power off, test lead storage



## 310 Series Digital Meters

### Features

- AC/DC voltage
- Current
- Resistance
- Audible continuity
- Temperature
- Data hold
- Diode test
- Large numbers displayed
- Overload protection on all ranges
- Rubber boot
- 2-year warranty



### 61-312

Auto ranging, AC/DC current, capacitance, frequency, auto power off, low battery indication

### 61-310

Manual ranging, tests batteries, DC current



### 61-314

Auto ranging, true RMS, AC/DC current, capacitance, frequency, auto power off, low battery indication

310 Series Specifications	61-310		61-312 & 61-314		61-605	
	RANGE & RESOLUTION	ACCURACY	RANGE & RESOLUTION	ACCURACY	RANGE & RESOLUTION	ACCURACY
DC VOLTAGE	200.0m/2.000/20.00/200.0/600 VDC	0.8%	400.0m/4.000/40.00/400.0/600 VDC	0.8%	200.0m/2.000/20.00/200.0/600 V	2.0%
AC VOLTAGE	200.0/600 VAC	1.2%	4.000/40.00/400.0/600 VAC	1.2%	200.0m/2.000/20.00/200.0/600V	4.0%
CURRENT	200.0m/10 ADC	1.5%	400.0μ/4000μ/40.00m/400.0m/10A AC/DC	1.5%	—	—
RESISTANCE	200.0/2.00k/20.00k/200.0k/20M	1.0%	400.0/4.000k/40.00k/400.0k/4.000M/40.00M Ω	1.0%	200.0/2.000k/20.00k/200.0k/2.000M/20.00MΩ	3.0%
CAPACITANCE	—	3.0%	40.00n/400.0n/4.000μ/40.00μ/400.0μ F	3.0%	—	—
FREQUENCY	—	3.0%	10.00/100.0/1.000k/10.00k/1.000M/10.00M Hz	3.0%	—	—
TEMPERATURE	-4-1382°F (-20-750°C)	1.0%	-4-1382°F (-20-750°C)	1.0%	—	—



## Analog Multimeters

### Features



- Multi-color analog display with mirrored scale
- High-impact thermoplastic case
- Battery test
- 2-year warranty

**61-614**  
Audible continuity,  
built-in stand



**61-610**  
Pocket size,  
diode protected




610 Series Specifications	61-610		61-614	
	RANGE & RESOLUTION	ACCURACY	RANGE & RESOLUTION	ACCURACY
AC VOLTAGE	10/50/250/500 V	+/- 4.0% Full Scale	10/50/250/1000 V	+/- 4.0% Full Scale
DC VOLTAGE	10/50/250/500 V	+/- 3.0% Full Scale	2.5/10/50/250/1000 V	+/- 3.0% Full Scale
DC CURRENT	500 $\mu$ /50m/250m A	+/- 3.0% Full Scale	5m/50m/500m/20 A	+/- 3.0% Full Scale
RESISTANCE	1 M $\Omega$ Full Scale 5 k $\Omega$ Mid Scale	+/- 3.0% Arc Length	10k/100k/10M $\Omega$ Full Scale 50/500/50k $\Omega$ Mid Scale	+/- 3.0% Arc Length
DECIBELS	-20 to +56 dB		-8 to +62 dB	
BATTERY TEST	—		1.5, 9.0 VDC	





## Clamp Meter Selection Guide

CLAMP METER SELECTION GUIDE	61-452	700 Series			61-710	730		760 Series			770	
		61-701	61-702	61-704		61-732	61-736	61-764	61-766	61-768	61-772	61-774
<b>MEASUREMENT FUNCTIONS</b>												
AC Voltage	•	•	•	•	•	•	•	•	•	•	•	•
DC Voltage		•	•	•		•	•	•	•	•	•	•
AC Current	•	•	•	•	•	•	•	•	•	•	•	•
DC Current										•		•
Resistance	•	•	•	•	•	•	•	•	•	•	•	•
Audible Continuity	•	•	•	•		•	•	•	•	•	•	•
Diode Test		•	•	•								
Capacitance		•	•	•					•			•
Frequency		•							•			
Temperature												
Leakage Current	•											
<b>FEATURES</b>												
Display Type (Analog or Digital)	D	D	D	D	A	D	D	D	D	D	D	D
AC Current Capacity	60	200	200	200	600	400	400	660	660	660	1000	1000
DC Current Capacity										660		1000
True RMS				•			•		•	•	•	•
Auto/Manual Ranging						•	•	•	•	•	•	•
Data Hold	•	•	•	•		•	•	•	•	•	•	•
Max Hold		•	•	•								
Inrush Current								•	•	•	•	•
Min/Max	•							•	•	•	•	•
DCA Zero										•		•
Pointer Lock					•							
Auto Power Off	•	•	•	•		•	•	•	•	•	•	•
Non-Contact Voltage Indication		•	•	•		•	•					
Harmonics Indicator			•	•								
Vibration Mode			•	•								
Analog Output												
Backlight				•				•	•	•	•	•
Low Battery Indication	•	•	•	•		•	•	•	•	•	•	•
High Voltage Warning		•	•	•				•	•	•	•	•
Overload Protection	•	•	•	•		•	•	•	•	•	•	•
Conductor Size - Inches (mm)	1.2" (30)	1.3" (33)	1.3" (33)	1.3" (33)	1.2" (30)	1.3" (33)	1.3" (33)	1.4" (36)	1.4" (36)	1.4" (36)	2.0" (51)	2.0" (51)
Warranty (years)	2	2	2	2	2	2	2	2	2	2	2	2
<b>CERTIFICATIONS</b>												
UL 61010 Listed 		•	•	•		•	•	•	•	•	•	•
CAT Rating		III	III	III		III	III	IV	IV	IV	IV	IV
CE	•	•	•	•	•	•	•	•	•	•	•	•

## 4-in-1 Test Tools

### Features



- 200AAC current capability
- Non-contact voltage (40-600VAC)
- Capacitance
- Low battery indication
- Overload protection on all ranges
- Integral lead storage
- Audible dangerous voltage warning on all ranges
- Auto power off
- Ergonomic hourglass shape
- Compact clamp head
- 2-year warranty



### 61-701

Frequency, data hold, max hold, CAT III - 600V



### 61-704

True RMS, backlight, vibration mode to verify AC voltage, harmonics indicator, max hold, CAT III - 1000V



### 61-702

Vibration mode to verify AC voltage, harmonics indicator, max hold, CAT III - 1000V



### 200 Amp Clamp/Multimeter

Use it for testing a variety of electrical parameters on branch circuits or at receptacles.



### Non-Contact Voltage Tester

Use it for one-touch indication of power without test leads.



### Voltage Tester with Shaker

Use it for tactile feel of AC voltage.



### Harmonics Tester

Use it to ensure that a circuit contains clean power, free of harmonic distortion.

### Accessories

Includes	
Carrying Case	C-700
Silicone Test Leads	TL-102

700 Series Specifications	61-701		61-702 & 61-704	
	RANGE & RESOLUTION	BASIC ACCURACY	RANGE & RESOLUTION	BASIC ACCURACY
AC VOLTAGE	200.0/600 V	1.2%	2000m/200.0/750 V	1.2%
DC VOLTAGE	20.00/200.0/600 V	0.5%	2000m/200.0/1000 V	0.5%
AC CURRENT	200.0 A	3.0%	200.0 A	3.0%
RESISTANCE	200.0/200.0k $\Omega$ Scale	1.0%	200.0/200.0k $\Omega$	1.0%
CAPACITANCE	200.0 $\mu$ F	3.0%	200.0 $\mu$ F	3.0%
FREQUENCY	2.000k/20.00k/40.00k Hz (Auto)	0.1%	—	—

Jaw opening is 1.3" (33mm).



## 400 Amp Clamp Meters

### Features



- Measures up to 400AAC
- Non-contact voltage indicator (70V-600VAC)
- Tapered jaws with hook tip
- Auto/manual ranging
- Data hold
- Auto power off
- Low battery indicator
- 2-year warranty

Tapered jaws with hook tip for easy wire separation

Convenient one-touch non-contact voltage indication

Data hold button conveniently located for thumb

Auto/manual ranging

Easy-to-read large numbers and symbols

61-732



61-736 True RMS



### Accessories

Includes	
Carrying Case	C-90
Standard Test Leads	TL-58

730 Series Specifications		61-732	61-736
	<b>RANGE &amp; RESOLUTION</b>	<b>BASIC ACCURACY</b>	
<b>AC CURRENT</b>	40.00/400.0 A	1.7%	1.7%
<b>AC VOLTAGE</b>	400.0/600 V	1.2%	1.2%
<b>DC VOLTAGE</b>	400.0/600 V	0.5%	0.5%
<b>RESISTANCE</b>	400.0/4.000k/ 40.00k 400.0k/4.000M/40.00M Ω	1.0%	1.0%

Jaw opening is 1.25" (32mm).



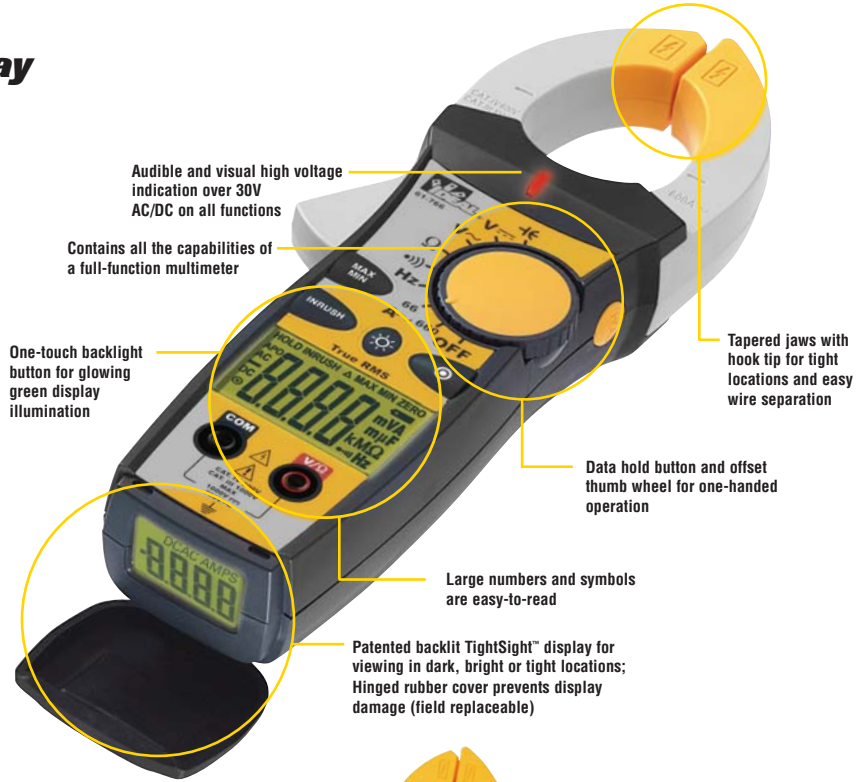
Compact jaw for use in tight locations.

## 660 Amp Clamp Meters w/TightSight™ bottom display

### Features



- Measures up to 660AAC
- Voltage-presence warning on all lead functions (selectable audible)
- Bright, bold backlit display
- Tapered jaws with hook tip
- Max/min
- Inrush current
- Audible continuity
- Selectable auto power off
- Data hold
- Low battery indicator
- 2-year warranty



61-764



61-766



True RMS, Capacitance, Frequency measurement via clamp head or leads, 66AAC low range

61-768



660 ADC current measurements, True RMS

760 Series	61-764	Range & Resolution 61-766	61-768	Accuracy
AC Current		66.00/660.0 A	660.0 A	1.7%
DC Current	–	–	660.0 A	1.5%
AC Voltage		660m/6.600/66.00/660.0/750 V		1.2%
DC Voltage		660m/6.600/66.00/660.0/1000 V		0.5%
Resistance		660.0/6.600k/66.00k/660.0k/6.6M/10M Ω		1.0%
Capacitance	–	6.600μ/66.00μ/660.0μ F	–	3.0%
Frequency	–	20 - 400 Hz Sensitivity: ≥5A for 20-100 Hz ≥10A for 100-400 Hz	–	0.1%

Jaw Size 1.42" (36 mm)



### Accessories

Includes	
Carrying Case	C-760
Test Leads w/Alligator Clip	TL-104

### Safety First!

The complete line of industrial clamps from IDEAL was designed to set a new standard for safety technology. It starts with the revolutionary TightSight™ display. It allows an electrician to keep his head and face out of potentially dangerous panels while viewing the measurement. The high voltage indicator is another feature not to be taken for granted. It indicates the presence of voltage through the test leads even with the dial set to the wrong function. The CAT III and IV ratings, rugged construction and UL listing should give every electrician the confidence to go about the job without worrying about equipment safety.

## 1000 Amp Clamp Meters w/TightSight™ bottom display

### Features



- Measures up to 1000A
- Voltage-presence warning on all lead functions (selectable audible)
- Bright bold backlit display
- Tapered jaws with hook tip
- True RMS
- Max/min
- Inrush current
- Audible continuity
- Selectable auto power off
- Data hold
- Low battery indicator
- 2-year warranty



**61-774**  
AC/DC current,  
capacitance



Exclusive TightSight™  
Display

770 Series	Range & Resolution		Accuracy
	61-772	61-774	
AC Current	66.00/660.0/1000 A		1.7%
DC Current	–	660.0/1000 A	1.5%
AC Voltage	660m/6.600/66.00/660.0/750 V		1.2%
DC Voltage	660m/6.600/66.00/660.0/1000 V		0.5%
Resistance	660.0/6.600k/66.00k/660.0k/ 6.6M/10M Ω		1.0%
Capacitance	–	6.600μ/66.00μ/ 660.0μ F	3.0%

Jaw Size 2" (51 mm)



### Accessories

Includes	
Carrying Case	<b>C-770</b>
Test Leads w/Alligator Clip Lead	<b>TL-104</b>



**61-772**



## Analog Clamp Meter

### Features

- Analog display
  - Pointer lock
  - 2-year warranty
- Includes carrying case



**61-710**

600AAC current, Ohms scale on dial drum, broad frequency response (50 to 400 Hz)

710 Series Specifications 61-710		
	RANGE & RESOLUTION	ACCURACY
AC VOLTAGE	150/300/600 V	3.0% F.S.
DC VOLTAGE	—	—
AC CURRENT	6/20/60/200/600 A	3.0% F.S.
RESISTANCE	2k $\Omega$	3.0% F.S.
TEMPERATURE	—	—



## Leakage Current Clamp Meter

### Features



- 40mA to 60AAC current capability
  - Data hold
  - Analog bar graph
  - Min/max
  - 2-year warranty
- Includes carrying case



**61-452**

Current Clamp Specifications 61-452		
	RANGE & RESOLUTION	ACCURACY
AC VOLTAGE	400.0 V	1.5%
AC CURRENT	40.00/400.0m/4.000/40.00/60.0 A	2.0%
RESISTANCE	400.0 $\Omega$	1.0%



## Combo Cases™

### Features

- Top selling tools in rugged cases
- Unmatched value
- Large storage compartments
- 2-year warranty

### 61-2000

**Tester Combo Case™ Includes:**  
#61-086 Vol-Con® XL Voltage Tester  
#61-534 Circuit Breaker Finder  
#61-063 Non-Contact Voltage Tester



### 61-2001

**Meter Combo Case™ Includes:**  
#61-350 Multimeter  
#61-732 400 Amp Clamp



### 61-2002

**Clamp Combo Case™ Includes:**  
#61-766 TightSight™ Clamp Meter  
#61-521 Phase Rotation Tester



## SureTest® Open/Closed Circuit Tracers

### Features



- Identifies breakers and fuses
- Pinpoints opens and shorts
- Traces wires
- “0-99” display of signal strength
- Audible intensifies in tone/pitch
- Can be used on circuits 0-600V AC/DC
- Works on energized or de-energized circuits
- Four modes of sensitivity – search high, search low, trace and breaker
- Peak bar graph
- 2-year warranty

Circuit Tracers



### 61-954

Standard LED receiver, transmitter, test lead set



### 61-958

Super bright rotating OLED display receiver, transmitter, test lead set, inductive clamp, battery pack



### 61-956

Super bright rotating OLED display, transmitter, test lead set



### Exclusive Rotating Display

Revolutionary technology in the SureTest® 958 rotates the display in 90° increments so that you always receive an upright reading. Even when the receiver is pointing down, you can keep up.



AA batteries provide the transmitter and receiver 4x the power.

Transmitter will work on a de-energized circuit and won't affect GFCIs and sensitive equipment on an energized circuit.

## SureTest® Circuit Tracers



**In Breaker Mode**  
receiver identifies the correct circuit to which the transmitter is connected.



**Inductive Clamp**  
allows you to induce a tracer signal on the cable without affecting the low voltage signals on the circuit.



**Sorting Wires**  
Individual wires can be sorted, opens can be located and shorts can be isolated.



**IC-958, BP-958**  
Inductive Clamp w/  
Battery Pack



**RC-954**  
Receiver  
Red LED display



**RC-958**  
Receiver  
Bright OLED  
rotating display



**TR-958**  
Transmitter

## Kit Components

Kit Contents	61-954	61-956	61-958
Transmitter	TR-958	TR-958	TR-958
Receiver	RC-954	RC-958	RC-958
Tracer Test Lead Set	TL-956	TL-956	TL-956
Inductive Clamp			IC-958
Battery Pack			BP-958
Hard Carrying Case	C-954	C-954	C-958
Batteries	■	■	■
Instruction Manual	■	■	■

## Accessories

Includes	
Fuse – High-energy, Fast-acting, 1A/1000V	<b>F-956</b>
Magnetic Strap	<b>61-565</b>
Tracer Test Lead Set (includes 1-6 below)	<b>TL-956</b>
1. Outlet Plug Adapter for Transmitter	<b>TLOP-956</b>
2. Blade Prongs for Lead Adapters (2/set)	<b>TLBP-956</b>
3. Ground Prong for Lead Adapter	<b>TLGP-956</b>
4. Alligator Clips for Lead Adapters (2/set)	<b>TLAC-956</b>
5. 3 ft. Lead Adapters for Transmitter (2/set)	<b>TLA1-956</b>
6. 25 ft. Lead Adapter for Transmitter	<b>TLA2-956</b>

## SureTest® Circuit Tracer Specifications

Transmitter:	
Operating Voltage	0 - 600V AC/DC
Battery Power	1.5V x (4) AA batteries (NEDA 15A, IEC LR6)
Battery Life	25 hours open circuit testing/6 hours short circuit tracing
Indicators	On/Off, Line energized, low battery
Receiver:	
Sensing	Magnetic
Battery Power	1.5V x (3) AA batteries (NEDA 15A, IEC LR6)
Battery Life	20 hours

## TL-956 Test Lead Kit





### Features

- Ground resistance measurements
- Auto ranging
- Auto power off
- 2-year warranty

Ground Resistance Meters



#### 61-788

**MEGGER® 3-Pole Meter**  
2- & 3-point fall of potential methods, easy single push-button operation, includes terminal shorting bars, rugged weatherproof construction, optional lead set (61-798) not included



#### 61-920

**Ground Resistance Clamp Meter**  
Large clamp size, backlight, saves up to 99 measurements



#### 61-789

**MEGGER® 4-Pole Meter**  
3- & 4- fall of potential methods, soil resistivity, easy single push-button operation, includes terminal shorting bars, rugged weatherproof construction, optional lead set (61-798) not included.



#### 61-798

**MEGGER® Earth Resistance Lead Set Kit**  
Kit includes four silicone test leads with alligator clips (3, 15, 30, 50m), 20 in. auxiliary grounding rods (2 pr.) and padded nylon carrying case

Specifications	61-920		61-788		61-789	
	RANGE & RESOLUTION	ACCURACY	RANGE & RESOLUTION	ACCURACY	RANGE & RESOLUTION	ACCURACY
GROUND RESISTANCE	0/120/1200Ω	1.5%	200.0/2.00kΩ	2.0%	400.0/600/1500 Ω	2.0%
GROUND LEAKAGE CURRENT	100m/1000m/15/30 A	2.0%	—	—	—	—
SOIL RESISTIVITY	—	—	—	—	20.00/200.0/2.000k/20.00kΩ	2.0%

MEGGER® is a registered trademark of Megger, Inc.  
\*Clamp accommodates conductor size up to 1.25 in. (32mm).





## Features



- Checks new installations for proper insulation
- Checks existing installations and motor windings for breakdowns in insulation
- 2-year warranty



### 61-791

#### MEGGER® Hand-held Insulation Tester

Test voltage: 250/500/1000V, test inhibition >25V, default voltmeter to 600V AC/DC, digital display with analog arc, auto discharge, auto power off, auto ranging, protective rubber boot, continuity, low battery indication, Cat III – 300V, includes carrying case



### 61-792

#### MEGGER® 5kV Insulation Tester

500V/1000V/2500V/5000V test voltages, battery or hand-crank operation, auto discharge, AC/DC voltage to 600V, battery test, Cat III – 300V, includes carrying case

Insulation Tester Specifications		61-791		61-792	
	RANGE & RESOLUTION	ACCURACY	RANGE & RESOLUTION	ACCURACY	
TEST VOLTAGE	250/500/ 1000 V		500/1000/ 2500/5000 V		
INSULATION RESISTANCE	999MΩ	3.0%	100k - 20GΩ	5.0%	
CONTINUITY	0.01-100Ω	3.0%			

MEGGER® is a registered trademark of Megger, Inc.



The IDEAL Power Quality Analyzer is a versatile and easy-to-use tool that will give you the information you need to get the job done. The unit measures and analyzes power quality on both single- and three-phase electrical systems. Instantaneous readouts of current, voltage, power and harmonics including tables, bar graphs and even individual waveforms, make job site data interpretation easy. With a real-time clock and 1MB of memory, the Power Analyzer stores data that can be downloaded to a personal computer for in-depth analysis using PowerVision™ software.

It's everything a professional needs for monitoring and analysis in a single unit: rugged, versatile and easy to use. Models available with 3 or 4 current channels to meet your needs and budget.

## 3-Phase Power Analyzer

### Features

- True RMS
  - Single- or three-phase measurements
  - Data logging (1MB memory)
  - Up to one month of recording time
  - 4-channels for voltage measurements
  - 4-channels for current measurements\*
  - Auto ranging
  - Min/max/avg
  - Energy and Harmonics Program
  - PowerVision™ Software
  - Lightweight, portable design
  - Easy-to-use push-button operation
  - Backlit display
  - Customized data collection
  - 2-year warranty
- Optional FIFO memory
  - Real-time clock
  - Programmable trigger-points and start/stop time
  - Intelligent battery charging system
  - Easy set-up
  - Interactive demo CD

### Power & Energy Measurements

- Kilowatts (KW)
- Volt-amperes (VA)
- Inductive reactive power (kvarL)
- Capacitive reactive power (kvarC)
- Power factor (PF)
- Frequency
- Kilowatt hours (kWh)
- Reactive power per hour (kvarhL, kvarhC)

### Harmonics Measurements

- Total harmonic distortion (% THD)
- Harmonic factorization (FFT) to 51st harmonic

*\*Model 805 equipped with three channels for current*

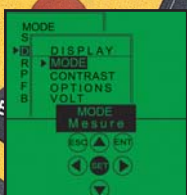


800 Series




Power Analyzer Specifications 61-805, 61-806, 61-807		
	RANGE & RESOLUTION	ACCURACY
AC VOLTAGE	20 to 600 V (phase-neutral) 20 to 866 V (phase-phase)	0.5% 0.5%
AC CURRENT	10 to 1000 A (with supplied clamp adapters)	1.0%
ACTIVE POWER	866 kW (with supplied clamp adapters)	1.0%
REACTIVE POWER	866 kW (with supplied clamp adapters)	1.0%
POWER FACTOR	0.5 to 1.0	1.0%

## Power Analyzer Display Screens



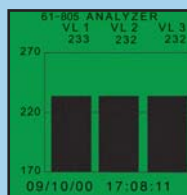
Program Setup



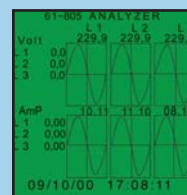
Table



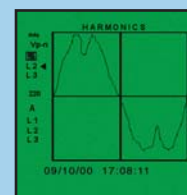
Exploded View



Bar Graph



Scope View



Waveform Zoom

## Standard Equipment



## Accessory Clamps

Accessories	
1000AAC clamps (set of 3)	61-811
100AAC neutral clamp (1)	61-813
5AAC compact neutral clamp (blue)	61-814
2000AAC clamps (set of 3)	61-810
500AAC clamps (set of 3)	61-812
5AAC compact clamps (set of 3)	61-819
100AAC compact clamps (set of 3)	61-820
100AAC compact neutral clamp (blue)	61-821
200/2000/20000AAC Flexible clamp adapters (set of 3)	61-457



200/2000/20000AAC Flexible Clamp Adapters

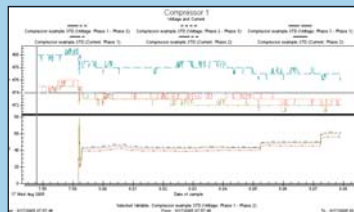
Standard Equipment	61-805	61-806	61-807
1000AAC Clamps (61-811)	•	•	•
100AAC Neutral Clamps (61-813)			•
Voltage leads with Alligator Clips (TL-806)	•	•	•
Power supply with RS-232 Interface and cables	•	•	•
PowerVision™ Analysis Software	•	•	•
Demonstration CD and Instructions	•	•	•
Protective Carrying Case	•	•	•



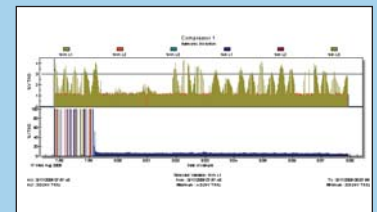
## PowerVision™ Software

PowerVision™ software provides intuitive analysis of data and automatic generation of useful tables and graphs. Files are easily downloaded from any 800 series unit.

PowerVision™ provides multiple ways to view basic and detailed information, allowing you to customize readouts according to your trouble shooting needs. Compare up to 12 variables simultaneously. Easily scroll through, expand and collapse data over time. Compare data from multiple files to show before and after studies. Data can be exported to text files, databases, graphs and tables can be pasted into Excel or Word reports. Highly-trained technical support people are always a phone call away.



Current and Voltage



Harmonic Distortion



# Voltage Performance Monitor (VPM)

## Applications

### Monitor voltage near sensitive equipment

- Installation and Service Technicians
  - Monitor voltage at point of equipment connection
- Electricians
  - Eliminate guesswork on service calls
- Building Maintenance Technicians
  - Identify voltage caused equipment failures
- Equipment Manufacturers
  - Eliminate unnecessary warranty costs
- Hospital/IT Maintenance Engineers
  - Monitor voltage quality to critical equipment

Power Quality Monitor

## Features



- Real-time TRMS voltage, frequency and harmonics monitoring
- Logs voltage, sags, swells and impulses
- Measures %THD and logs periods over 3% (line to neutral)
- Selectable thresholds based on the most accepted international standards, defaults to ITIC\*
- Custom programmable event thresholds
- Invertible display, when it is necessary to plug in upside down
- 2-year warranty

\*Captures events that would affect equipment on branch circuit



## Accessories

Includes	
Replacement Adapters (set of four)	PA-830
Replacement Carrying Case	61-179
Optional	
Alligator Clip Adapters (2-wire)	TL-532
1 ft. US Extension Cord	61-177
Kit w/(1) SureTest® 164, (2) VPM 61-830, Soft Case	61-2003
Kit w/(1) SureTest® 164, (4) VPM 61-830, Soft Case	61-2004

Specifications	61-830
Operating Range	15-265V
Memory	512 events
Sampling Method	Continuous (128 samples per cycle)
Voltage Accuracy	1%
Impulse Detection	6µs, 4kV
THD	FFT calculation

## See voltage through the eyes of your equipment

Poor voltage quality increases facility expenses, warranty costs and downtime plus shortens the life of equipment. The IDEAL VPM identifies voltage conditions that can damage equipment or cause equipment failure.



61-830



### Voltage Performance Monitor Display Screens

```

5 2 4 3
SAG SWL IMP THD
129V 60.0Hz 2.3%
08:39 06-22-2006
    
```

**Monitor Screen:** Real-time information on voltage, voltage events and harmonics.

```

06-01 05:15 RUN
06-01 05:14 THD
06-01 05:14 SWL1
06-01 05:12 MIN1
    
```

**Log Screen:** Review events by category or chronological order.

```

70V 2 Cycles
68V 2.5 Cycles
05:14:03
06-01-06
    
```

**Event Detail:** Provides a time stamp with event magnitude and duration.

```

1.0 kV
72 µS
08:43:40
08-24-06
    
```

**Impulse Detail:** Fast response catches positive and negative impulses up to 4kV.

```

Set Nominal
120V
Set Standard
ITIC
    
```

**Set Standard:** Select from more than a dozen threshold options based on existing standards or customize your own (defaults to ITIC).

## SureTest® Circuit Analyzers

### Features



- Super-bright display
- High accuracies
- Measures voltage drop under full load\*
- True RMS
- Line voltage
- Peak voltage
- Frequency
- Ground to neutral voltage
- Ground impedance
- Hot and neutral conductor impedances
- Identifies proper wiring in 3-wire receptacles
- Identifies false (bootleg) grounds
- Tests GFCIs and EPDs for proper operation
- Conducts testing without disturbing sensitive loads
- Verifies isolated grounds (with 61-176 adapter)
- 2-year warranty

\*12A, 15A, 20A load tests

**61-165**

Tests AFCIs for proper operation, tests for shared neutrals



**61-164**



**61-183**



**61-182**

1-ft. Extension Cord



**61-175 and 61-176**  
Ground Continuity and Isolated Ground Adapters, respectively



### Accessories

Includes	
Carrying Case	61-179
1' Extension Cord	61-182
Optional	
Ground Continuity Adapter	61-175
Isolated Ground Adapter	61-176
Alligator Clip Adapter	61-183



SureTest® 160 Series Specifications		
	RANGE & RESOLUTION	BASIC ACCURACY
<b>AC VOLTAGE</b>	85.0 - 265.0 VAC	1.0%
<b>FREQUENCY</b>	45.0 - 65.0 Hz	1.0%
<b>IMPEDANCE</b>	0.00 - 1.99 Ω	5.0%
<b>GROUND-NEUTRAL VOLTAGE</b>	0.0 - 24.0 VAC	2.0%
<b>% VOLTAGE DROP</b> 12A, 15A, 20A load tests	0.1% - 50.0%	5.0%
<b>GFCI TEST CURRENT</b> Times out after 6.5 seconds	6.0 - 9.0 mA 0.0 - 6500 mS	2.0%





## Circuit Identifiers

### Features

- Fully automatic operation
- Positively identifies circuit breakers and fuses without service interruption
- Self calibrating
- Visual and audible indicators
- 2-year warranty



### 61-534

#### Circuit Identifier with Digital Receiver

Microprocessor controlled sensitivity level, verifies proper wiring, checks GFCI operation, non-contact voltage, works on 120 and 240V circuits

### 61-532

#### Circuit Identifier with Analog Receiver

### Circuit Identifier Specifications

	61-532	61-534
OPERATING VOLTAGE	100 - 140 VAC	100 - 250 VAC
OPERATING FREQUENCY	47 - 63 Hz	47 - 63 Hz



### Accessories

Optional	
Carrying Case	C-290
Alligator Clip Adapter	TL-532



### TL-532

#### Alligator Plug Adapter




## SureTest® Arc Circuit Tester

### Features

- Tests AFCIs for proper operation
- Tests GFCIs for proper operation
- Tests for shared neutrals
- Verifies wiring configuration
- Compact size fits comfortably in pocket
- 1-year warranty



**61-058**  
**SureTest® Arc Circuit Tester**  
 Tests AFCI/GFCI devices for proper operation



**61-177**  
 1-ft. Extension Cord



**61-184**  
 Alligator Clip Adapter

### Accessories

Optional	
1' Cord Adapter	61-177
Alligator Clip Adapter	61-184
Carrying Case with Belt Clip	C-50



**C-50**  
 Carrying Case

## E-Z Check® Circuit Testers

### Features

- Tests for correct wiring, open ground, reverse polarity, open hot, open neutral, hot on neutral, hot and ground reversed with open hot, and ground fault interruption in 3-wire, 125VAC circuits
- No-slip ergonomic design maximizes comfort
- Premium neon lamps prevent false readings
- Tough, impact-resistant case
- Tests GFCI receptacles for proper operation
- 2-year warranty



**61-051**  
**E-Z Check® Plus GFCI Circuit Tester**  
 Tests GFCI receptacles for proper operation



**61-035**  
**E-Z Check® Circuit Tester**



## Receptacle Testers

### Features

- Warns against faulty wiring in 3-wire receptacles
- For use on 125VAC circuits
- 1-year warranty



**61-501**  
**GFCI Receptacle Tester**  
 Tests GFCI receptacles for proper operation



**61-500**  
**Receptacle Tester**




## Vol-Con® Elite Voltage Testers

### Features



- Digital circuitry for better resolution
- Tests for AC Voltage from 24-600VAC
- Tests for DC Voltage from 6-220VDC
- Audible continuity
- Non-contact voltage indication
- Low impedance to eliminate ghost voltages
- Low battery indicator
- Replaceable silicone test leads
- Integral lead storage
- 2-year warranty



**61-092**  
Vibration mode



**61-090**

### Accessories

Includes	
Silicone Test Leads	TL-102
Optional	
Carrying Case	C-90



*Vibration mode gives a tactile indication of the voltage level.*



*Non-contact voltage sensor easily locates breaks in power cords.*



## Solenoid Voltage Testers

### Features




- Extremely rugged and reliable
- Vibrates when voltage is present
- Tests for AC Voltage
- Tests for DC Voltage
- Replaceable leads with shielded probe tips
- Bright, long-life LED's and neon indicator lamp
- Dual voltage indication for backup safety
- 2-year warranty

### Accessories

Includes	
Standard Test Leads	61-070
Optional	
Resistor-fused Leads*	61-072
Padded Nylon Case	C-90
Leather Case	61-010

\*Special, current-limiting resistor in each lead acts as a fuse to open in a short-circuit situation.



**61-065**

**Vol-Test® Voltage Tester**  
Tests from 100-600V AC/DC

**61-076**

**Vol-Con® Voltage/Continuity Tester**  
Automatic switching continuity tester, tests from 5-600V AC/DC



Solenoid Voltage Testers

## XL-Series Solenoid Voltage Testers

### Features



- Extremely rugged and reliable tester
- Vibrates when voltage is present
- Tests AC/DC Voltage
- Replaceable leads with shielded probe tips
- Bright, long-life LED's and neon indicator
- Dual voltage indication for backup safety
- Compact size
- 2-year warranty



**61-086**

**Vol-Con® XL Voltage/Continuity Tester**  
Audible continuity, audible voltage indication, tests from 6-600V AC/DC

### Accessories

Includes	
Standard Test Leads	TL-80
Optional	
Resistor-fused Leads*	TL-82
Padded Nylon Case	C-90
Leather Case	61-010

\*Special, current-limiting resistor in each lead acts as a fuse to open in a short-circuit situation.



**61-085**

**Vol-Test® XL Voltage Tester**  
Tests from 80-600V AC/DC





# Split-Jaw™ Smart Meter

## Features



- Measures 0.1-200AAC\*
- Measures 1.3-750VAC
- Measures 0.1-1000VDC
- Measures 0.1-2000Ω
- Audible continuity
- Data hold
- Integral lead storage
- Replaceable test leads
- Auto power off
- Low battery indication
- 2-year warranty

Electrical Tester

**61-096**  
Split-Jaw™




**EASY  
NO DIAL  
TO USE**



AC/DC Volts



AC Amps



Ohms/  
Continuity

**AUTOMATICALLY SENSES & DISPLAYS**

### Accessories

Optional	
Carrying Case	C-90

Specifications	61-096	
AC VOLTAGE	1.3 - 750 V	1.5%
DC VOLTAGE	1.8 - 1000 V -0.6 - 1000 V	1.0%
AC CURRENT	0.6 - 200.0 A	3.0%
RESISTANCE	0 - 2000 Ω	1.0%

\*Note: Jaw opening is 0.6 in. (16mm) - up to 1/0 copper cable





## VoltAware™ Non-Contact Voltage Tester

### Features



- Indicates presence of voltage from 50-1000VAC
- Visual indication of voltage
- Selectable audible indication of voltage
- Sleek, compact design
- Green LED indicates power on
- Low battery indicator
- Battery replacement (AAA size)
- 2-year warranty



**61-025**

**VoltAware™ NCV Tester**  
Overmolded cushion grip



## Non-Contact Voltage Tester

### Features



- Tests for voltage from 40V to 600VAC
- Audible and visual indication
- Locates breaks along live insulated wires
- Tests for energized circuits
- 1-year warranty



**61-063**

**Volt-Sensor® NCV Tester**  
Overmolded cushion grip



## Continuity Tester

### Features

- Checks continuity of dead circuits and ground on conduit systems and identifies wires in multi-wire cables
- Light signal indicates completed circuit
- Bulb-in end can serve as flashlight
- Pocket clip functions as probe
- Removable 4-ft. test lead with alligator clip
- 1-year warranty



**61-030**  
**Continuity Tester**

## Circuit Tester

### Features

- Industrial-quality tester checks voltage from 80V to 600V AC/DC
- Neon test lamp at front of probe
- Resistors reduce voltage reaching leads
- 24-in. lead – rated 1,000V
- 1-year warranty



**61-040**  
**Test-Glo™ Circuit Tester**

## Twin Lead Tester

### Features

- Check voltage from 80V to 500V AC/DC
- Heavy-duty test probes
- 1-year warranty



**61-503**  
**Twin Lead Tester**



## 3-Phase/Motor Rotation Testers

### Features



- Identifies three-phase sequence
  - Indicates motor rotation
  - Checks for open phases
  - For use up to 600V
  - 2-year warranty
- Includes carrying case



**61-521**  
3-Phase/Motor  
Rotation Tester

CE N12966

### Features

- For use up to 600V
  - Color-coded insulators over alligator clips
  - Shock resistant housing
  - Easy to read
  - 2-year warranty
- Includes carrying case



**61-520**  
3-Phase/Motor  
Rotation Tester

CE N12966

## Light Meter

### Features

- Wide lighting range
  - Foot candle and lux measurement
  - Remote light sensor
  - Cosine and color corrected
  - Peak hold
  - Low battery indication
  - 2-year warranty
- Includes carrying case



**61-681**  
Digital Light Meter



Specifications	61-681	
	RANGE & RESOLUTION	ACCURACY
FOOT CANDLES	20.00/200.00/2000.0/200000	2%
LUX	20.00/200.00/2000.0/200000	2%

## Infrared Thermometer

### Features

- 15:1 angle of viewability
  - Built-in laser pointer
  - Backlit display
  - Auto power off
  - Measures temperatures from 0° F to 500° F (-18° C to 260° C)
  - 2-year warranty
- Includes carrying case



**61-682**  
Infrared Thermometer



Specifications	61-682	
	RANGE & RESOLUTION	ACCURACY
	0° F to 500° F (-18° C to 260° C)	3.0%

## Current Clamp Adapters

### Features

- Provide safe, easy measurement of AC current
- Extend the current measurement capabilities of digital multimeters
- AC milli-volt output (1mVAC = 1mA)



**61-332**  
200AAC



**61-451**  
300AAC



**61-333**  
500AAC



**61-334**  
600A AC/DC  
2' lead length



**61-436**  
1000AAC  
2' lead length

## Flexible Clamp Adapters

### Features

- Provide safe, easy measurement of high AC currents
- Large opening and flexible materials to wrap around conductors and bus bars
- Shape Memory allows pre-forming before installation
- Extend the current measurement capabilities of digital multimeters



**61-330**  
1000AAC



**61-331**  
300/3000AAC

Specifications	61-330	61-331	61-332	61-333	61-334	61-436	61-451
AC CURRENT	1000 A	300/3000 A	200 A	500 A	600 A	1000 A	300 A
DC CURRENT	—	—	—	—	600 A	—	—
OUTPUT SIGNAL	1mV/A	1mV/A/10mV/A	1mV/A	1mV/A	1mV/A	1mV/A	1mV/A
MAX CONDUCTOR SIZE	8" (19cm)	8" (19cm)	0.78" (19.8mm)	1.18" (30mm)	1.125" (28.5mm)	2.25" (57.1mm)	0.91" (23mm)
SENSOR LENGTH	24" (61cm)	36" (91cm)	—	—	—	—	—



## Line Splitter



**61-561**  
Line splitter with direct  
and 10x sensitivity

## Carrying Cases



**61-010**  
Leather case for use with voltage testers

**61-020**  
Premium leather case for use with voltage testers



**C-90**  
Nylon carrying case for use with all Vol-Con® and Vol-Test® Testers



**C-290**  
Nylon carrying case for use with DMM's



**61-445**  
Small nylon carrying case with four convenient pockets



**61-447**  
Large nylon carrying case with six large inside pockets and one zippered outside pocket



## Carrying Case Selection Guide

MULTIMETER CARRYING CASE SELECTION GUIDE	320 Series			350			360		490		600 Series			610		630	
	61-320	61-322	61-324	61-350	61-352	61-354	61-360	61-361	61-494	61-495	61-602	61-603	61-609	61-610	61-614	61-633	61-635
C-290 Nylon Carrying Case	•	•	•	•	•	•	•	•	•	•	•	•	•			•	•

TESTER CARRYING CASE SELECTION GUIDE	Voltage Testers													
	61-058	61-065	61-076	61-085	61-086	61-090	61-092	61-681	61-682	61-164	61-165	61-954	61-956	61-958
61-010 Leather Tester Case		•	•											
61-020 Premium Leather Tester Case		•	•											
61-179 Nylon Carrying Case										•	•			
C-50 Nylon Carrying Case	•													
C-90 Nylon Carrying Case		•	•	•	•	•	•	•	•					
C-954 Hard Carrying Case												•	•	
C-958 Hard Carrying Case														•

CLAMP METER CARRYING CASE SELECTION GUIDE	61-452	700 Series			730		760 Series			770	
		61-701	61-702	61-704	61-732	61-736	61-764	61-766	61-768	61-772	61-774
61-179 Nylon Carrying Case					•	•					
C-452 Nylon Carrying Case	•										
C-700 Nylon Carrying Case		•	•	•							
C-730 Nylon Carrying Case					•	•					
C-760 Carrying Case							•	•	•		
C-770 Nylon Carrying Case										•	•

## Test Lead Kits



**TL-435**

### Industrial Test Lead Kit

Kit contains: 1.5m silicone lead set, probes w/SS tips, rigid alligator clips, flex pincer clips, insulated alligator clips, insulated spade lugs and padded zipper pouch, 1000V, 10A rating



**TL-436**

### Electrical Test Lead Kit

Kit contains: 1.5m silicone lead set, probes w/SS tips, insulated alligator clips and tri-fold pouch, 1000V, 10A rating

## Test Leads



**TL-104**

Test Leads  
w/Alligator  
Clip



**TL-58**

Standard Test  
Leads



**TLF-252**


Fused test leads  
with alligator clips,  
10A/600V,  
CAT III - 1000V

**TL-102**  
Silicone Test  
Leads



**TL-100**

Premium Test  
Leads  
with alligator  
clips



## Thermocouples

### Features

- Measures up to 1500° F (816° C)
- K-type thermocouples plug into digital multimeter or clamp meter voltage ports with 61-465 adapter



**61-465**

Thermocouple Adapter



**61-461**

Beaded K-type  
Thermocouple







**IDEAL SIGNALTEK FO**  
 03/20/2006 11:56

AutoTest Manual Job Setup  
 Cable 1001

Fiber	Test	Result
	Wiremap Length	Running
	Link Establishment	Pending
	DHCP	Pending
	Ping	Pending

Run TEMP Copy Recall Test Setup

Multimedia Qualification Tester

DataComm

## LANTEK® 6/6A/7G LAN Cable Certification Testers



LANTEK offers a family of high performance cable certification testers to support a full range of LAN cable testing. The LANTEK family of certification testers uses the IDEAL patented measurement system that removes the effects of ordinary patchcords, thus making channel and permanent link certification of a cable standard such as CAT6a or ISO-F possible without changing adapters. The same patented technology also makes DUALmode Testing possible so the users can get any two test results simultaneously. As a result, the LANTEK Cable Certification Testers save you money and time on the job.

- **LANTEK 7G 1GHz** is the world's first independently verified Level IV accurate LAN cable certification tester capable of testing installations up to 1 GHz, exceeding the requirements for CAT6a/7/ISO-F.
- **LANTEK 6A 500MHz** is a Level IIIe verified certification tester designed to support the emerging CAT6a Standard to certify LAN cabling to support applications up to 10G Ethernet.
- **LANTEK 6 350MHz** is a Level III verified LAN certification tester designed to support up to CAT6/ISO-E cabling.

### Features of LANTEK® Products

- **High-Performance LANTEK 7G/6A/6** – sweeps to 1 GHz and supports testing requirements up to CAT 6/6a/7/ISO-F and beyond
- **Level IV/IIIe/III Accuracy** – independently verified by ETL for baseline, channel and permanent link
- **DUALmode Testing to Save Time** – reports channel and permanent link test results simultaneously
- **Test with Patchcords to Save Money** – performs CAT6A/6/5e/ISO-Ea/E/D testing with standard patchcords to achieve the lowest cost of ownership
- **Largest Internal/External Memory Capacity** – makes record management easy
- **Convenient FIBERTEK™ Accessory** – simultaneously tests two fibers for attenuation and length
- **Innovative TRACETEK™ Accessory** – performs advanced fiber fault location and troubleshooting functions



# DataComm Equipment

## Kits Include:

PACKAGE AND ACCESSORIES	LANTEK6B Basic	LANTEK6ABAS Basic	LANTEK6APREM Premium	LANTEK6ATRV Travel	LANTEK7GBAS Basic	LANTEK7GPREM Premium	LANTEK7GTRV Travel
Soft Carrying Case	✓	✓	–	–	✓	–	–
Deluxe Hard Shell Case	–	–	✓	–	–	✓	–
Airline Grade Travel Case with Wheels	–	–	–	✓	–	–	✓
64MB Compact-Flash Memory Card	–	–	✓	✓	–	✓	✓
Category 6 Universal Adapters & Reference Cables	✓	–	–	–	–	–	–
Category 6a Universal Adapters & Reference Cables	–	✓	✓	✓	✓	✓	✓
CAT7 (TERA) Adapters & Reference Cables	–	–	–	–	✓	✓	✓
Batteries	2	2	4	4	2	4	4
DUAL Bay Rapid Battery Charger	–	–	✓	✓	–	✓	✓
Headsets (2), AC Adapters (2), Hanging Straps (2), Serial Cable (1), USB Cable (1), LANTEK Reporter Software (1)	✓	✓	✓	✓	✓	✓	✓

Note: Delivery content may vary outside of US. Please contact your local IDEAL sales office for details.  
The airline grade Travel Case fits in most airline overhead storage compartments.

FEATURES	LANTEK6 Basic	LANTEK6A Premium	LANTEK7G Premium
Frequency Range	350 MHz	500 MHz	1 GHz
Supports CAT7 & ISO-F	Upgradeable	Upgradeable	✓
Supports CAT6a	Upgradeable	✓	✓
Support CAT6/5e/3 and ISO-E/D/C	✓	✓	✓
Accuracy Level III/IIIe (Draft)/IV (LANTEK6/6A/7G) verified by	ETL	ETL	ETL
Support DUALmode Testing to Save Time	✓	✓	✓
Test with Patchcords to Save Money	✓	✓	✓
Screen Display Area	Best	Best	Best
CAT6 Test Storage with Graphs	500	500	500
Standard External Compact Flash Memory	Option	64MB	64MB
USB/Serial Port	✓	✓	✓
Copper TDR Trace	✓	✓	✓
Fiber Loss Measurement (FIBERTEK)	Option	Option	Option
Fiber Distance to Break (TRACETEK)	Option	Option	Option
Talk over Fiber & Copper (Full Duplex)	✓	✓	✓
Display Screen on Remote	✓	✓	✓
Troubleshooting Tone Generator on Remote	✓	✓	✓
External Rapid Battery Charger & Extra Batteries	Option	✓	✓

Other Accessories	LANTEK6/6A/7G
Soft Carry Case	3010-12-0036
Deluxe Hard Carry Case	3010-12-0092
Batteries	1219-00-1604
Serial Cable	6011-50-0031
64 MB CompactFlash Card	2112-27-0605
CompactFlash Card Reader for PC	2112-27-0604
LANTEK CAT 6/5e Channel Adapters (ea.)	0012-00-0629
LANTEK CAT 6a/6/5e Channel Adapters (ea.)	0012-00-0656
LANTEK CAT 6a/6/5e Reference Patchcords (ea.)	6011-50-0029
Talkset (2)	3010-70-0015
User Manual	6510-00-5000
Dual Bay Battery Charger	0012-00-0642
LANTEK CAT 7 TERA Testing Kit	1019-00-1105
LANTEK CAT 7 NEXANS Testing Kit	1019-00-1110
Coax Testing Adapter Kit	1019-00-0343
110 Block Testing Adapter Kit	1019-00-1112
BIX Block Testing Adapter Kit	1019-00-1114
66 Block Testing Adapter Kit	1019-00-1115







## Selector Sales Guide

Selector Guide

LAN Testers/Certifiers - Capabilities	LANTEK6B	LANTEK6ABAS	LANTEK6APREM	LANTEK6ATRV	LANTEK7GBAS	LANTEK7GPREM	LANTEK7GTRV
<b>Frequency Range</b>	350 MHz	500 MHz	500 MHz	500 MHz	1000 MHz	1000 MHz	1000 MHz
<b>CAT 7/ISO F (600+MHz)</b>	Upgradeable	Upgradeable	Upgradeable	Upgradeable	Incl.	Incl.	Incl.
<b>CAT 6a (500MHz)</b>	Upgradable	Incl.	Incl.	Incl.	Incl.	Incl.	Incl.
<b>CAT 6</b>	Incl.	Incl.	Incl.	Incl.	Incl.	Incl.	Incl.
<b>CAT 5e</b>	Incl.	Incl.	Incl.	Incl.	Incl.	Incl.	Incl.
<b>CAT 5</b>	Incl.	Incl.	Incl.	Incl.	Incl.	Incl.	Incl.
<b>CAT 3</b>	Incl.	Incl.	Incl.	Incl.	Incl.	Incl.	Incl.
<b>COAX Testing</b>	Yes w/option	Yes w/option	Yes w/option	Yes w/option	Yes w/option	Yes w/option	Yes w/option
<b>Color Screen</b>	Yes (Brightest)	Yes (Brightest)	Yes (Brightest)	Yes (Brightest)	Yes (Brightest)	Yes (Brightest)	Yes (Brightest)
<b>Screen on Remote</b>	Incl.	Incl.	Incl.	Incl.	Incl.	Incl.	Incl.
<b>Internal Memory (# of tests - no graphs)</b>	6,000	6,000	6,000	6,000	6,000	6,000	6,000
<b>Internal Memory (# of Cat 6 tests with graphs)</b>	500	500	500	500	500	500	500
<b>Compact Flash</b>	Incl.	Incl.	Incl.	Incl.	Incl.	Incl.	Incl.
<b>External Memory ( 64 MB compact flash card)</b>	Option	Option	Incl.	Incl.	Option	Incl.	Incl.
<b>USB Port (Fastest method for uploading tests)</b>	Incl.	Incl.	Incl.	Incl.	Incl.	Incl.	Incl.
<b>Serial Port</b>	Incl.	Incl.	Incl.	Incl.	Incl.	Incl.	Incl.
<b>Copper Trace (TDR)</b>	Incl.	Incl.	Incl.	Incl.	Incl.	Incl.	Incl.
<b>Fiber Trace (TRACETEK for finding fiber cable faults)</b>	Yes w/option	Yes w/option	Yes w/option	Yes w/option	Yes w/option	Yes w/option	Yes w/option
<b>Fiber Loss Measurement</b>	Yes w/option	Yes w/option	Yes w/option	Yes w/option	Yes w/option	Yes w/option	Yes w/option
<b>Fiber Length Measurement</b>	Yes w/option	Yes w/option	Yes w/option	Yes w/option	Yes w/option	Yes w/option	Yes w/option
<b>Talk over Fiber (full duplex with FIBERTEK option)</b>	Yes w/option	Yes w/option	Yes w/option	Yes w/option	Yes w/option	Yes w/option	Yes w/option
<b>Talk over Copper (full duplex)</b>	Incl.	Incl.	Incl.	Incl.	Incl.	Incl.	Incl.
<b>Adapters (Patented)</b>	Fits within	Fits within	Fits within	Fits within	Fits within	Fits within	Fits within
<b>Autotest w/ Standard Patchcords</b>	Incl.	Incl.	Incl.	Incl.	Incl.	Incl.	Incl.
<b>Autotest Button also on remote</b>	Incl.	Incl.	Incl.	Incl.	Incl.	Incl.	Incl.
<b>Trade Price (Best Price Performance)</b>	<b>\$5,495</b>	<b>\$6,695</b>	<b>\$7,495</b>	<b>\$7,695</b>	<b>\$7,495</b>	<b>\$8,495</b>	<b>\$8,695</b>
<b>LAN Testers/Certifiers Accessories (included or optional)</b>	<b>LANTEK6B</b>	<b>LANTEK6ABAS</b>	<b>LANTEK6APREM</b>	<b>LANTEK6ATRV</b>	<b>LANTEK7GBAS</b>	<b>LANTEK7GPREM</b>	<b>LANTEK7GTRV</b>
<b>Soft Carry Case</b>	Incl.	Incl.	Option	Option	Incl.	Option	Option
<b>Deluxe Hard Carry Case (3010-12-0092)</b>	Option	Option	Incl.	Option	Option	Incl.	Option
<b>Wheeled Travel Case (3010-12-0105)</b>	Option	Option	Option	Incl.	Option	Option	Incl.
<b>Display Unit</b>	Incl.	Incl.	Incl.	Incl.	Incl.	Incl.	Incl.
<b>Remote Unit</b>	Incl.	Incl.	Incl.	Incl.	Incl.	Incl.	Incl.
<b>Batteries</b> (Part #s are for (1) battery) (All models include (2) batteries except for LANTEK PREM/TRV packages which include (4) batteries.	(2) 1219-00-1604	(2) 1219-00-1604	(4) 1219-00-1604	(4) 1219-00-1604	(2) 1219-00-1604	(4) 1219-00-1604	(4) 1219-00-1604
<b>Dual Bay Battery Charger</b> (P/N for LT8XXX series is LT8BTCHG120, P/N for LANTEK is 0012-00-0642)	Option	Option	Incl.	Incl.	Option	Incl.	Incl.
<b>Hanging Straps (pair)</b>	Incl.	Incl.	Incl.	Incl.	Incl.	Incl.	Incl.
<b>LT-Record Manager Software</b>	-	-	-	-	-	-	-
<b>LANTEK Reporter Software</b>	Incl.	Incl.	Incl.	Incl.	Incl.	Incl.	Incl.
<b>Serial Cable</b>	Incl.	Incl.	Incl.	Incl.	Incl.	Incl.	Incl.
<b>USB Cable</b> (fast port for uploading tests results)	Incl.	Incl.	Incl.	Incl.	Incl.	Incl.	Incl.
<b>PCMCIA Adapter</b>	Option	Option	Incl.	Incl.	Option	Incl.	Incl.
<b>64 MB CompactFlash Card</b>	Option	Option	Incl.	Incl.	Option	Incl.	Incl.
<b>USB Port Flash Card Reader for PC</b>	Option	Option	Incl.	Incl.	Option	Incl.	Incl.
<b>CAT5/5e Basic Link Adapter (1 pair incl.)</b> Part # is a pair	-	-	-	-	-	-	-
<b>CAT5/5e Channel Link Adapter (1 pair incl.)</b> Part # is a pair	-	-	-	-	-	-	-
<b>CAT 6 Cable Adapters</b> (vendor specific and sold as a pair)	-	-	-	-	-	-	-
<b>Calibration Adapter</b> (LANTEK series utilizes CAT 6/5e channel adapter)	Not Req'd	Not Req'd	Not Req'd	Not Req'd	Not Req'd	Not Req'd	Not Req'd
<b>CAT 6/5e Universal Adapter</b> (0012-00-0629) each	2	-	-	-	-	-	-
<b>CAT 6a/6/5e Reference Patchcord</b> Part # is for a pair	2	2	2	2	2	2	2
<b>CAT 6a Universal Adapter</b> (0012-00-0656) each	-	2	2	2	2	2	2
<b>CAT 7 Channel Adapter "Option"</b> Part # is for one	-	-	-	-	0012-00-0628	0012-00-0628	0012-00-0628
<b>CAT 7 TERA Patchcords "Option"</b> P/N is for a pair	-	-	-	-	6011-50-0027	6011-50-0027	6011-50-0027
<b>COAX "Options"</b> [LT series requires (2) adapters, LANTEK series (1) Kit]	1019-00-0343	1019-00-0343	1019-00-0343	1019-00-0343	1019-00-0343	1019-00-0343	1019-00-0343
<b>AC adapters (2 incl.)</b> 1019-00-1510 = 1	1019-00-1510	1019-00-1510	1019-00-1510	1019-00-1510	1019-00-1510	1019-00-1510	1019-00-1510
<b>Headset (1 pair incl.)</b> Both part #s are for a pair	3010-70-0015	3010-70-0015	3010-70-0015	3010-70-0015	3010-70-0015	3010-70-0015	3010-70-0015
<b>User Manual - CD-Rom</b>	Incl.	Incl.	Incl.	6510-00-5000	6510-00-5000	6510-00-5000	6510-00-5000
<b>Quick Start Guide &amp; Registration Card</b>	-	-	-	-	-	-	-



## FIBERTEK™ and TRACETEK™ Advanced Fiber Test Options

### Features of FIBERTEK™ Products

- Measures signal loss and length
- 850nm VCSEL light source enables Gigabit Ethernet certification on Multimode fiber
- Enables bi-directional, dual wavelength measurements
- Full duplex talkset capability
- Provides easy switching of LANTEK® Cable Tester between Copper and Fiber LAN testing
- Separate loopback testing method for high precision length
- Outstanding Temperature Compensation provides highly accurate test results in a wide variety of environments



### FIBERTEKMMP Multimode Fiber Testing Premium Kit

- All of the features of the FIBERTEKMMB plus TRACETEKMM (below):

### FIBERTEKSMP Singlemode Fiber Testing Premium Kit

- All of the features of the FIBERTEKSMB Plus TRACETEKSM (below):

### Features of TRACETEK™ Products

- Enables LANTEK® certification testers to provide an event trace at a fraction of the price of an OTDR
- Provides easy switching of LANTEK® certification tester between FIBERTEK™ loss and length measurement and TRACETEK™
- Includes event plots that pinpoint significant losses along the fiber
- Provided with launch cable and appropriate connectors

FIBERTEK/TRACETEK PACKAGES	FIBERTEKMMB	FIBERTEKMMP	FIBERTEKSMB	FIBERTEKSMP	FIBERTEKALB	FIBERTEKALP	TRACETEKMM	TRACETEKSM
FIBERTEK – 850nm MM Adapter	✓	✓			✓	✓		
FIBERTEK – 1300nm MM Adapter	✓	✓			✓	✓		
FIBERTEK – 1310nm SM Adapter			✓	✓	✓	✓		
FIBERTEK – 1550nm SM Adapter			✓	✓	✓	✓		
TRACETEK – 1300nm MM Adapter		✓			✓	✓	✓	
TRACETEK – 1310nm SM Adapter				✓	✓	✓		✓
Fiber Cleaning Starter Kit	✓	✓	✓	✓	✓	✓	✓	✓
62.5/50µm, MM, ST-ST Cable Kit	✓	✓			✓	✓		
62.5/50µm, MM, FC-ST/FC-SC Cable Kit		✓			✓	✓	✓	
9µm, SM, FC-ST Cable Kit			✓	✓	✓	✓		
9µm, SM, FC-ST/FC-SC Cable Kit				✓	✓	✓		✓

**See your IDEAL representative for additional specifications on all certification products.**

## SIGNALTEK™ Cable Performance Tester

SIGNALTEK™ provides a technically innovative method to test and document performance of voice, data, video, and VoIP applications for cabling installers and network technicians. It tests the link's ability to support applications by transmitting Ethernet packets on the wire and measuring the link performance according to IEEE 802.3ab Gigabit Ethernet standard. By monitoring transmitted and received data packets, it can report the BERT (Bit Error Rate Test) for the link. It uses the latest generation of Gigabit Ethernet technology to provide the best performance to this new class of testers.



### Features of SIGNALTEK™

- **Unique** - Simulate real world network traffic with full-duplex gigabit performance testing
- **Unique** - User selectable 10/100/1000 Bit Error Rate Testing (BERT) to ensure performance for all Ethernet devices
- **Unique** - Smart autotest function detects line condition and automatically chooses appropriate test to run to allow testing cable that is terminated with a SIGNALTEK remote, a network device, or unterminated
- **Unique** - Save time using the remote to perform 10/100 or gigabit service detection AND initiate an Autotest when main unit is connected
- **Unique** - Maximum flexibility with two USB ports. Connect to a computer to upload test results, connect directly to a printer, or connect a USB memory drive for unlimited storage
- **Unique** - Get maximum coverage with a full two year warranty
- **Unique** - Configure multiple target IP addresses for pinging several network devices to ensure communications with servers, printers, IP cameras, home automation controls, etc.
- Offers network interrogation tools such as link establishment, port LED blink and ping
- Exceeds 100m measurement distance required by IEEE 802.3ab gigabit Ethernet standard
- Easy to read Pass/Fail performance reports that can be stored and printed for customer documentation
- Multiple BERT configurations for VoIP, data, and video-over-IP specific testing
- Brilliant high-resolution color display visible in any lighting condition
- Uses readily available AA batteries
- Wiremap faults easily with selectable 568 A/B color coding
- TDR to accurately measure length and locate shorts and opens

## SIGNALTEK™ Cable Performance Tester

### SIGNALTEK™ Specifications

#### Cable Types

- Voice/phone cable - USOC/RJ-11/RJ-12 interface
- Data Cable - STP/UTP (RJ-45) for CAT 3/5e/6/6a/7 cabling
- Coax cable - via RJ-45 to F Patchcord, series 6, 59, 58 cabling (50/75 Ohm)

#### Battery Life: Standard AA Alkaline batteries

- Stand by - 90 days
- Cable testing - 30 hours
- Network monitoring - 4 hours

#### Physical Dimensions

- Display handset: 7.9" L x 3.6" W x 1.5" D
- Remote handset: 6.8" L x 3.5" W x 1.5" D
- Near-end Weight: 12.5 oz.

#### Ports/Connections

- RJ-45 test interface port
- Mini USB "A" port
- Standard USB "B" port
- DC power input for long-term network monitoring

## SIGNALTEK™-FO Multimedia Qualification Tester

SIGNALTEK-FO is the first Qualification tester that offers both copper and fiber optic testing; and SIGNALTEK-FO does it for less than the price of an Optical Test Set alone.



- Fiber Optic and Copper Gigabit Qualification – Qualify copper and fiber-optic cabling to IEEE 802.3 standards
- Multimedia Gigabit Qualification (Multimode and Single Mode capability) – Qualify short and long range cabling to a distance of up to 10km
- BERT and Optical Attenuation Measurements – Perform Bit Error Rate Testing and decibel (dB) loss measurements of optical links.
- Dual Wavelength Capability – available in both 850nm and 1300nm wavelengths to support virtually all LAN and campus fiber applications.
- Small Form factor Pluggable (SFP) modules are compact, light-weight and field changeable.
- Storage and Reporting for Thousands of Reports – Store and print Qualification reports for copper and fiber jobs using internal memory or USB "thumb-drives".

Description	Cat. No.
SIGNALTEK™ Kit	<b>33-974</b>
Universal 120-240V Power Adapter	<b>4010-00-0136</b>
RJ-45 to 8 Head Alligator Clip	<b>K-7920</b>
Replacement Cable Accessory Kit - contains all original cables in SIGNALTEK™ Kit	<b>1019-00-1112</b>

#33-974



Description	Cat. No.
SIGNALTEK™-FO w/850 Modules	<b>33-981</b>
SIGNALTEK™-FO w/13X0 Modules	<b>33-982</b>
SIGNALTEK™-FO w/850 & 13X0 Modules	<b>33-983</b>
SIGNALTEK™-FO w/o Modules (Fiber-Ready)	<b>33-987</b>

#33-983



## LinkMaster™ PRO and LinkMaster™ PRO XL Testers

The LinkMaster™ PRO & LinkMaster™ PRO XL Testers enable installers, contractors and maintenance technicians to map, test and troubleshoot data and voice communication cable and coax runs. Rugged, versatile, and easy-to-use, they have mastered the link between performance, simplicity and value for both commercial and residential applications.

### Features

Description	LinkMaster™ PRO	LinkMaster™ PRO XL
Blinks the hub		■
Displays length measurement with test results		■
Remotes have both RJ-11 and RJ-45 jacks		■
Backlight LCD screen		■
Measures length on UTP, STP and coax	■	■
Tests UTP for shorts, opens, miswires, reversals, split pairs and shield continuity	■	■
Test coax for opens, shorts and continuity	■	■
Shows wiring errors	■	■
Tests and identifies with all eight twisted pair and coax remotes	■	■
Sends tone with four different signals	■	■
Displays test results in wire map format	■	■
Snap-off battery cap	■	■
9 volt battery included	■	■

### Kits and Accessories

Description	Cat. No.
LinkMaster™ PRO XL Kit w/eight remotes	33-880
LinkMaster™ PRO XL Kit w/eight remotes & ABS™ Tester	33-881
LinkMaster™ PRO XL Kit w/eight remotes (international packaging)	33-886
LinkMaster™ PRO XL Economy Kit w/one remote	33-887
LinkMaster™ PRO Kit w/eight remotes - Unshielded jumper cables	33-825
LinkMaster™ PRO Kit w/eight remotes - Shielded jumper cables	33-826
LinkMaster™ PRO Economy Kit w/one remote - Unshielded jumper cables	33-835
LinkMaster™ PRO Economy Kit w/one remote - Unshielded jumper cables	33-836
RJ-45 to RJ-11 jack adapter (2/card) POP Packaging	LA-4233
RJ-45 to F-connector adapter (2/card) POP Packaging	LA-4234
LinkMaster™ PRO XL remotes UTP/STP 2-8 only (white carton)	LA-4235
LinkMaster™ PRO XL large replacement case	H-3412
Security Kit - 8-position modular adapter and eight RJ-45 to alligator clip lead sets	LA-4157
BNC Accessory Kit	LA-4173
Set of eight color-coded F-terminators for LinkMaster™ PRO or PRO XL	LA-4159
LinkMaster™ PRO large replacement case	H-3324
Replacement economy kit case	IA-4868

Remote Jack for Patch Cords

Main Jack for all Testing

Larger Backlit LCD Screen

Six Modes of Operation

- Cable Test
- Hub Blink
- Tone
- Length
- Coax
- Setup Mode

Press SEL to:

- Turn on back-light (Hold 2 sec)
- Execute current displayed mode
- Start new test cycle
- Select one of four tones
- Change pair being measured for length
- Change user selectable options
  - Beep On/Off
  - Unshielded or Shielded Cable
  - Units—Feet or Meters

Arrow Keys

- To change length constant (see chart for required parameters)
- To change pair or pin selection for tone
- To scroll through setup selectable options



LAN Cable Testers



#33-880



#33-887



#33-825



#33-826



## SecuriTEST™ CCTV/Security Tester



CCTV installers often need to carry a variety of testing tools to complete their work. SecuriTEST combines the most-needed tools in one easy-to-carry package. Since all connections (video/communications/DMM) attach to a single unit, SecuriTEST eliminates the need to juggle several devices while on a ladder or lift, making working conditions safer and increasing productivity.

- Six Essential CCTV Tools – Combines a CCTV video tester, PTZ camera controller, Digital Multi-Meter, UTP cable tester, video test pattern generator and PTZ protocol analyzer in a single compact package.
- Save Time & Money – Test, aim and focus cameras when working alone and save time by not having to walk back to the control center to verify functionality of each camera.
- Compact Design – Combines all the most needed—security tools in a lightweight, easy-to-carry unit with a sharp, bright 2.5in (6.3cm) color LCD screen with on-screen displays for PTZ control/diagnostics and DMM readouts.
- PTZ Protocol Analyzer – Compatible with over a dozen PTZ protocols to test and program cameras in the field. Decodes and identifies output from PTZ console to aid in troubleshooting.



Includes: Rechargeable batteries, AC charger, car charger, test leads, wiremap terminator, neck strap and manual.



Description	Cat. No.
SecuriTEST™ CCTV/Security Tester only	33-891
SecuriTEST™ Tester Pouch only	62-891

## VDV MultiMedia Cable Tester

Easy-to-use tester for installers working with voice, data and video applications. One tester for all applications!

- **Voice** – supports 3-pair USOC and 6-position RJ-11/12 jacks for telephone cable testing
- **Data** – supports both shielded and unshielded cable testing to T568A/B (RJ-45)
- **Video** – tests coax cable for opens and shorts with F-connector interface
- Tests for opens, shorts, miswires, reversals and split pairs. Also indicates correct wiremap. Has automatic shut off (to prolong battery life) and low battery indicator.
- Easy to read LCD display with “PASS/FAIL” indicator after each test
- Tone generator supports 4 different tones making fault isolation easier
- One remote wiremap and testing unit is stored inside tester—easier to keep all parts together
- Uniquely designed remote accommodates RJ-11, RJ-45 and F-style connectors

Integrated RJ11/12 (phone), RJ45 (UTP/STP) and Coax (F-Connector) interfaces on top of the unit

Large LCD displays user current test mode, test results and all faults for the various cable types. Display automatically warns of voltage on lines and shows a Pass or Miswire message after each test.

Compact ergonomic design puts full-featured VDV functionality in the palm of your hand.

Detachable remote with RJ11/12, RJ45 and Coax (F-Connector) interfaces. Stores securely in the base of the main unit for ready availability and easy patch cable testing.



Description	Cat. No.
Kit with integrated remote and accessories	33-856

## Amplifier Probe and Tone Generator



### Amplifier Probe

- Identifies and traces wire or cables within a group
- Battery cap allows quick and easy battery replacement
- Battery low indicator

### Tone Generator

- Emits three different types of tones
- Auto-off after three hours of non-use
- Tone can be added in any status

Description	Cat. No.
Amplifier Probe	62-164
Tone Generator	62-160

## Amplifier Probe and Tone Generator Kits



**Kits include:** Amplifier Probe, Tone Generator, Lead Set, Cable Assembly and flat tip

Description	Cat. No.
Kit in soft black pouch	33-864
Kit in hard gray case	33-862

### Replacement Tips (Standard & Flat)

Description	Cat. No.
Standard Tip	LA-4145
Flat Tip	LA-4144


## TRACETone™ Tone Generator & Amplifier Probe

- Test continuity and locate signal of installed wire and cable
- Two selectable tone styles
- Tone Generator & Amplifier Probe fit together for easy storage
- Extra-deep serrations grips wire better
- RJ-11 Alligator Clip, RJ-11 Cable Assembly included



Description	Cat. No.
TRACETone™ Tester and Accessories	62-140

## ABS™ Tester & ABS™ Signal Thrower™



### ABS™ Tester

- Amplifier probe with telephone troubleshooting capabilities
- Tone TRACE feature detects tone signal
- Receives and reproduces telephone system dial tone
- Indicates call addressing for correct telephone number
- Polarity indicator tests for correct wiring and power

### ABS™ Signal Thrower™

- Works with the ABS™ Tester to locate and identify cables
- Emits three different types of signals
- Auto-off after 3 hours of non-use

Description	Cat. No.
ABS™ Tester	62-180
ABS™ Signal Thrower™	62-184

## ABS™ Tester & ABS™ Signal Thrower™ Kits



**Kits include:** ABS™ Tester, ABS™ Signal Thrower™, Lead Set and Cable Assembly


Description	Cat. No.
Kit in soft black pouch	33-854
Kit in hard gray case	33-852
Kit on blister card	62-188



## Modular Adapters

### Smart6™ Modular Tester


- 6-position Tester
- Incoming call identification



62-096

### Data8™ Modular Adapter

- 8-position Adapter
- High-performance jack
- Internal circuit design to reduce attenuation, coupling, NEXT



62-098

Description	Cat. No.
Smart6™ Modular Tester	62-096
Data8™ Modular Adapter	62-098

## LinkMaster™ Tester

Tests wiring configurations on UTP/STP cables. Checks for shorts, miswires, reversals and split pairs. Debug feature, automatic shut-off and low battery LED indication.

- Designed to test installed twisted pair wiring
- Tests unshielded and shielded modular plugs
- Main unit and remote allow one person testing



Description	Cat. No.
LinkMaster™ Tester and Remote	62-200

## Ratchet Telemaster™

- For paired conductors
- Ratchet version of popular Telemaster™ Tool for RJ-45 and RJ-11 modular plugs
- Repeatably crimp action for consistent, high quality connections



New cushion-grip handles

Description	Cat. No.
Ratchet Telemaster™	30-696

## Modular Plug Tool Kit

- Multi-function telephone/network tool; cuts, strips and crimps
- Steel frame construction for durability
- Interchangeable dies allow for crimping RJ-45 and RJ-11 modular plugs
- Tool-less die change for added convenience
- Spring return handle for comfort



Description	Cat. No.
Modular Plug Tool Kit	33-296

## Telemaster™ Telephone Tools

- For paired conductors
- Multi-function telephone tool cuts, strips and crimps for easy one-tool application
- Steel frame for long-term durability. (Crimps primary modular plug strain relief only)



Description	Kit Cat. No.	Tool Only Cat. No.
Tool for RJ-11 (1, 2, 3 pair) and RJ-45 (4 pair) Plugs	33-700*	30-496
Tool for RJ-45 (4 pair) & DECconnect MMJ (RJ-11, 3 pair)	N/A	30-497
Tool for RJ-11 (1, 2, 3 pair) & DECconnect MMJ (RJ-11, 3 pair)	N/A	30-498
Tool for RJ-22 (handset) and RJ-11 (1, 2, 3 pair)	N/A	30-499
Replacement Cut and Strip Blade Set for Telemaster™	N/A	LB-1747

Kit includes 10 each, RJ-11 and RJ-45 plugs

## Punch Down Tools



Impact Turn-Lock™ Punch Down Tools	Cat. No.
Punchmaster™ II Punch Down Tool - body only	35-483
Punchmaster™ II Punch Down Tool w/110 blade	35-485
Punchmaster™ II Punch Down Tool w/66 blade	35-487
Non-Impact Turn-Lock™ Punch Down Tools	Cat. No.
Punch Down Tool - body only	35-491
Punch Down Tool w/110 blade	35-492
Punch Down Tool w/66 blade	35-493
Economy Punch Down Tool	Cat. No.
Non-impact Tool w/permanent non-cut blade	35-185
Removable Blades*	Cat. No.
110 Turn-Lock™ blade	35-495
66 Turn-Lock blade	35-497
110/66 combo blade w/cutting edges	35-407
Krone® blade	35-478
Bix® blade	35-479

\*Not applicable for Economy Punch Down tool.

Bix® is a registered trademark of Nortel. Krone® is a registered trademark of Krone, Inc.



35-495 110 Blade    35-497 66 Blade    35-407 110/66 Blade    35-478 Krone® Blade    35-479 Bix® Blade

## Data T<sup>®</sup>-Cutter

- Cuts round communication cable and maintains cable geometry for better cable performance
- Cuts multi-pair cable up to .500 in. (12.7mm) and coaxial cable up to RG-9/U
- Suitable for soft cables (not ACSR)
- Steel reinforced center conductors can be trimmed with bolt cutting holes
- Locking latch keeps tool closed in pouch
- Data T<sup>®</sup>-Cutter II designed for RG-58 and RG-6 coaxial cable



Description	Cat. No.
Data T <sup>®</sup> -Cutter	45-074
Data T <sup>®</sup> -Cutter II	45-075

## D-Sub/Double-D Service Tool

- Exact replacement of the AMP open-barrel service tool for stamped contacts and D-Sub contacts
- Also crimps Double-D, high density, miniature contacts
- Includes openings for crimping insulated terminals and cutters for machine screws



Description	Cat. No.
D-Sub/Double-D Service Tool	30-426

## Economy Round Cable and Wire Cutter

- Cuts multi-conductor cable up to .500 in. (12.7mm) and solid or stranded wire up to #8 AWG (10mm<sup>2</sup>)
- Built-in return spring, locking latch
- Stamped, hardened steel frame with curved cutting blades



Description	Cat. No.
Multi Conductor Cable to .500 in. (12.7mm) Solid or Stranded	35-051

## Center Conductor Cutter

- Trims coax center conductor to 3/16 in. (4.8 mm) length for proper installation into a dual crimp coax connector.



Description	Cat. No.
Center Conductor Cutter	35-060

## Lever<sup>™</sup> -Snips Electrician's Scissors with Stripping Notches

- Ergonomic design gives added leverage
- Spring-action, mechanical advantage increases stripping leverage and reduces operator fatigue
- Double plated for added rust protection
- Extra-deep serrations grips wire better



Description	Cat. No.
Electrician's Scissors with Stripping Notches	35-087

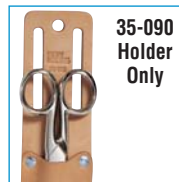
## Cable Splicing Kit



35-093

Description	Cat. No.
Cable Splicing Kit (Scissors, Splicing Knife, Leather Holder)	35-093
Leather Holder only for Scissors and Knife	35-094

## Electrician's Scissors



35-090  
Holder  
Only



35-088


35-089

- Designed for use in telephone and electrical service applications
- Cut up to 16 AWG solid and 12 AWG stranded wire
- Serrated surface on back blade edge cleans wire
- Electrician's Scissors with stripping notches strip 19 and 23 AWG wire

Description	Cat. No.
Electrician's Scissors w/stripping notches	35-088
Electrician's Scissors	35-089
Leather Scissors Holder Only	35-090

## Cable Splicing Knife

- High carbon steel blade remains sharp and cuts easily through many insulation types
- Comfortable, full size, no slip handle for easy use



Description	Cat. No.
Cable Splicing Knife and Leather Holder	35-091
Leather Knife Holder Only	35-092

## Coax/UTP Cable Stripper

- Features a primary and secondary strip cartridge
- Strips UTP, RG-59 and RG-6 coax cable
- Rotates easily around finger
- Push-on ring for easy connector termination



Description	Cat. No.
Coax/UTP Cable Stripper	<b>45-603</b>

## Coax Stripmaster® Wire Strippers

- Speeds 2-step cable stripping
- Spring-action operation grips and strips in one motion
- Knife-type blades feature multiple hole diameters sized for two step removal of outer jacket insulation and center conductor



Description	Coax Cable Type (RGU)	Repl. Blade Cat. No.	Cat. No.
Coax Stripmaster® for RG-6	RG-6	<b>LB-740</b>	<b>45-262</b>
Coax Stripmaster® for RG-59	RG-59	<b>LB-743</b>	<b>45-265</b>
Coax Stripmaster® for RG-6 Quad Shield	RG-6 Quad Shield	<b>LA-3953</b>	<b>45-282</b>

## Coax Cable Stripper

- For RG-6, RG-6 Quad and RG-59
- No adjustment required
- Strips center conductor and cable jacket



Description	Cat. No.
Coax Cable Stripper	<b>45-320</b>
Coax Connector Kit w/four Push-On F-Connectors	<b>33-320</b>

## Toggle® Coax Strippers

- Toggle® Tools for stripping Ethernet, Thinnet, RG-62 or RG-59 coax cable and other cable sizes



Description	Cat. No.
Coax Stripper for RG-8/11U	<b>45-510</b>
Coax Stripper for RG-6	<b>45-513</b>

## Coax Strippers

- Specific adjustments needed for each cable size



Description	Replacement Cassette	Cat. No.
Coax Stripper - 3 Step <ul style="list-style-type: none"> <li>• For crimp BNC and TNC conn.</li> <li>• Strips braid 0.240 in. or 6mm and Dielectric 0.240 in. or 6mm</li> </ul>	<b>45-522</b> (Black)	<b>45-520</b>
Coax Stripper - 3 Step <ul style="list-style-type: none"> <li>• For dual crimp BNC/TNC and Thinnet BNC conn.</li> <li>• For 735A Belden® cable</li> <li>• Strips braid 0.328 in. or 8.2mm and dielectric 0.109 in. or 2.7mm</li> </ul>	<b>45-523</b> (Brown)	<b>45-521</b>
Coax Stripper - 2 Step <ul style="list-style-type: none"> <li>• For F-Type, many single crimp BNC/TNC's, Twist-on BNC/TNC's, Twinax and UHF conn.</li> <li>• Strips 0.250 in. or 6.35mm</li> </ul>	<b>45-524</b> (Blue)	<b>45-526</b>

## UTP Cable Stripper

- Strips Cat 3, 5, 5e & 6 cables
- One step stripping



Description	Cat. No.
UTP Cable Stripper	<b>45-167</b>

## Cyclops® Data Cable Stripper

- Fast, easy removal of outer sheath insulations (PVC and Plenum types, UTP & STP)



Description	Cat. No.
Data Cable Stripper for unshielded and shielded twisted pair cable	<b>45-514</b>

## UTP/STP/Coaxial Cable Strippers

- Adjustable blades can be set for any depth to help ensure nick-free strips



Description	Typical RG Cables	Cat. No.
Coaxial Cable Stripper, up to 1/8 in. (3.2mm) O.D.	RG-174, RG-187	<b>45-162</b> (Gray)
Coaxial Cable Stripper, 1/8 in. (3.2mm) to 7/32 in. (5.556mm) O.D.	RG-58,CB Antenna Cable	<b>45-163</b> (Blue)
Coaxial Cable Stripper, 1/4 in. (6.4mm) to 9/16 in. (14.3mm) O.D.	RG-11, RG-8	<b>45-164</b> (Blue)
Cable Stripper, 3/16 in. (4.8mm) to 5/16 in. (8mm) O.D.	RG-59, UTP Cable	<b>45-165</b> (Black)
Replacement Blade Set* for 45-162, 45-163, 45-165	—	<b>L-9225</b>
Replacement Blade Set* for 45-164	—	<b>L-9226</b>

\*A set of blades consists of three straight blades and one round blade.

## Coax Strip and Crimp Tool

- Precision, form-ground stripping holes remove outer jacket and insulation from RG-59 and RG-6 coaxial cable
- Durable blades cut copper-coated steel conductors
- Three crimping nests for crimping F-connectors and ring terminals
- Cushioned, comfort-grip handles



Description	Cat. No.
Coax Strip & Crimp Tool	30-433
Coax Strip & Crimp Tool Kit w/ten RG-6 F-Connectors	30-433F

## Round Cable Slitting and Ringing Tool

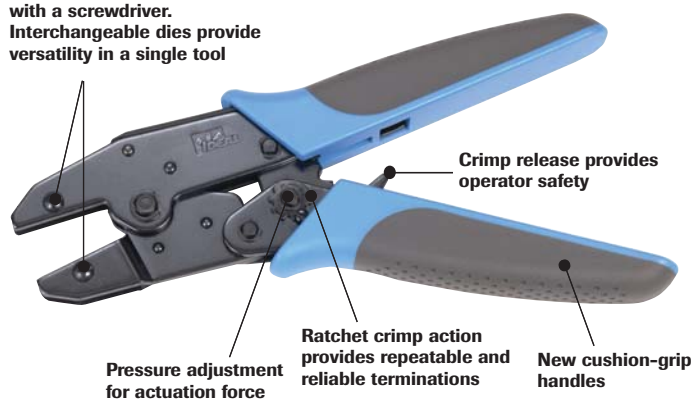
- Cuts around cable jacket as well as slits the length of jacket for easy removal
- Use with single or multiple conductor cable up to 1.75 in. O.D.
- Blade adjusts for jacket thicknesses up to .125 in.
- Spare blade in handle base



Description	Cat. No.
Round Cable Slitting and Ringing Tool	45-144
Replacement Blades for 45-144 (2/pkg.)	LB-1748

## Crimpmaster™ Crimp Tools & Die Sets

Dies change quickly and easily with a screwdriver. Interchangeable dies provide versatility in a single tool



High quality ratchet-type crimp tool for electricians, contractors and installers who require guaranteed repeatability of good mechanical and electrical connections.

### Paired Conductor Termination

Description	Tool Cat. No.	Replacement Die Set Cat. No.
Crimpmaster™ Crimp Tool Frame	30-506	—
RJ-45 Eight-position Crimp Tool for AMP RJ-45 modular plugs	30-521	30-560
RJ-45 Eight-position Crimp Tool for keyed or non-keyed modular plugs	30-522	30-559
RJ-11 Crimp Tool for two, four or six-position modular plugs	—	30-556
RJ-11 Crimp Tool for DEC MMJ six-position modular plugs with an off-set release tab	30-525	30-558
Crimpmaster™ Handset Die for four-position handset modular plugs	30-526	30-565

### Coaxial Termination

Description	Tool Cat. No.	Replacement Die Set Cat. No.
22-10 AWG (.324mm <sup>2</sup> - 5.261mm <sup>2</sup> ) fully insulated slide-on connectors	—	30-594
Large gauge sound cable	30-478	—
Insulated Terminal Crimp Tool with built-in locator	30-479	—
22-12 AWG (.324mm <sup>2</sup> - 3.31mm <sup>2</sup> ) Non-insulated open barrel crimp style connectors	—	30-586
RG-58, 59, 62 Non-plenum Cambridge BNC/TNC connectors	30-481	30-573
RG-8/11, RG-213, RG-216 Ethernet Thickwire, N-Series type plugs and jacks	30-482	30-577
RG-9, Belden® 8281® and RG-6 Cable, 50 & 75 Ohm	30-483	30-578
RG-58 and RG-174 cable for 50 and 75 Ohm cables	—	30-587
RG-174 Mini-59 Hex BNC/TNC coax connector	30-485	30-576
RG-58 and RG-59 Plenum cables, Thinwire PVC Hex	—	30-591
16-26 AWG (1.31mm <sup>2</sup> - 1.28mm <sup>2</sup> ) Miniature insulated rings and splices	—	30-572
SMA or SFR-Type fiber optic connectors	30-490	30-597
22-10 AWG (.324mm <sup>2</sup> - 5.261mm <sup>2</sup> ) Insulated ring tongue terminals and splices	30-500	30-579
22-8 AWG (.3mm <sup>2</sup> - 8mm <sup>2</sup> ) Non-insulated terminals and splices	—	30-580
RG-58 RG-59/62AU BNC/TNC 3-Piece Hex type connectors	30-502	30-581
CATV RG-59 and RG-6 Captive Ring F-connectors	30-503	30-582
SMA or SFR-Type Hex fiber optic connectors	30-489	30-596

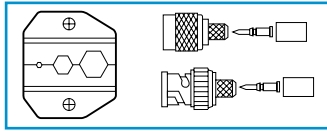


## Crimpmaster™ Crimp Tool Replacement Die Sets

### 30-570

RG-6, RG-174, Belden-Type  
RG-8281 cables (Hex. 0.324  
(8.23 mm), 0.178 (4.52 mm),  
0.068 (1.73 mm)

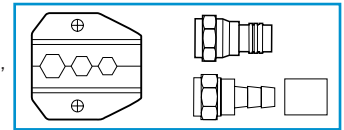
**Tool w/die N/A**



### 30-582

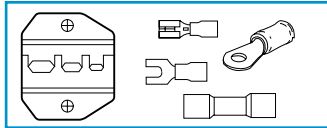
F-type CATV RG-59, RG-6  
Connectors (Hex, 0.350 (8.89 mm),  
0.320 (8.13 mm), 0.255 (6.48 mm)

**Tool w/die 30-503**



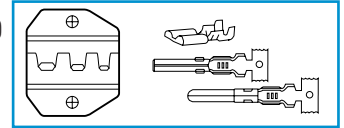
### 30-572

16-26 AWG (1.31 mm<sup>2</sup> - 1.28 mm<sup>2</sup>)  
miniature insulated rings, spade  
and butt splices



### 30-586

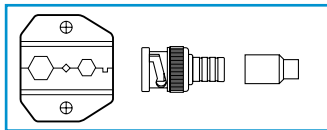
22-12 AWG (.324 mm<sup>2</sup> - 3.31 mm<sup>2</sup>)  
Non Insulated Open Barrel  
Connectors, Commercial Type



### 30-573

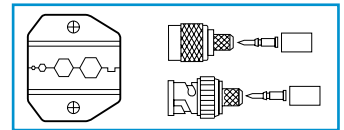
Cambridge CP-88, CP-89 BNC/  
TNC coax connectors with RG-58,  
RG-59/62 AU cables (Hex 0.305  
(7.75 mm), 0.068 (1.73 mm),  
0.228 (5.79 mm)

**Tool w/die 30-481**



### 30-587

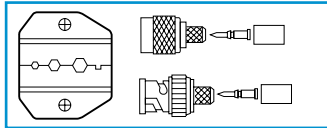
RG-58, RG-174 and RG-8218  
for both 50 and 75 ohm cables  
(Hex 0.213 (5.41 mm), 0.178  
(4.52 mm), 0.068 (1.73 mm),  
0.042 (1.07 mm)



### 30-576

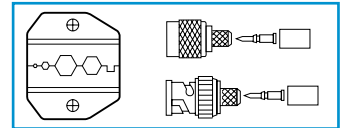
RG-174, Mini 59 BNC/TNC  
Connectors (Hex, 0.178 (4.52 mm),  
0.128 (3.25 mm), 0.068 (1.73 mm)

**Tool w/die 30-485**



### 30-591

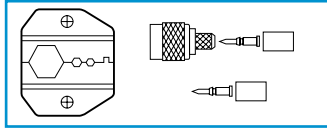
Plenum and Non-Plenum Thinwire  
Cables RG-58 and 59 (Hex, 0.213  
(5.41 mm), 0.190 (4.83 mm), 0.068  
(1.73 mm), 0.042 (1.07 mm)



### 30-577

N-Series and RG-8/11 Connectors  
(Hex, 0.429 (10.90 mm), 0.100  
(2.54 mm), 0.080 (2.03 mm)

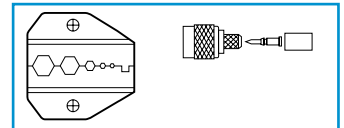
**Tool w/die 30-482**



### 30-593

Mini UHF and BNC/TNC 5 cavity  
(Hex, 0.052 (1.32 mm), 0.068  
(1.73 mm), 0.100 (2.54 mm), 0.213  
(5.41 mm), 0.255 (6.48 mm)

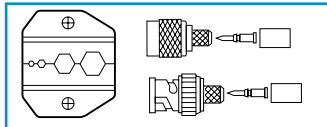
**Tool w/die N/A**



### 30-578

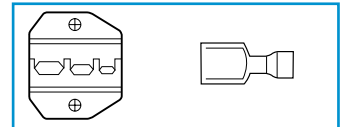
RG-59, RG-6, and 8281 50 and  
75 OHM cables (Hex, 0.324  
(8.23 mm), 0.255 (6.48 mm),  
0.068 (1.73 mm), 0.042 (1.07 mm)

**Tool w/die 30-483**



### 30-594

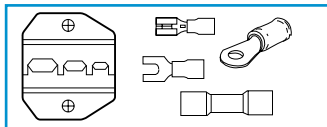
Fully Insulated quick  
disconnect terminals with thinner  
wire barrels 22-10 AWG  
(.324 mm<sup>2</sup> - 5.261 mm<sup>2</sup>)



### 30-579

22-10 AWG  
(.324 mm<sup>2</sup> - 5.261 mm<sup>2</sup>) insulated  
terminals/color coded nests

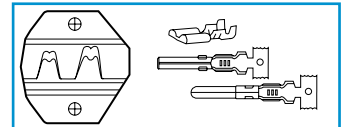
**Tool w/die 30-500**



### 30-599

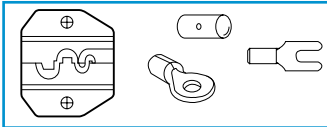
30-18 AWG (.205 mm<sup>2</sup> -  
2.08 mm<sup>2</sup>) Open Barrel Pins  
and Sockets

**Tool w/die N/A**



### 30-580

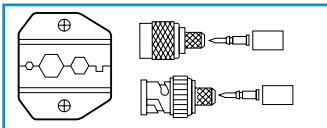
22-8 AWG (.3 mm<sup>2</sup> - 8 mm<sup>2</sup>)  
non-insulated terminals



### 30-581

RG-58, RG-59/62, BNC/TNC  
Coax Connectors (Hex, 0.255  
(6.48 mm), 0.213 (5.41 mm),  
0.068 (1.73 mm)

**Tool w/die 30-502**





## OmniSeal™ Pro Compression Tools



- Factory pre-set to work with all IDEAL compression connectors and most major manufacturer's RG-59, RG-6, RG-6 Quad and RG-11 F-connectors
- Adjustable to fit multiple cables and other manufacturer's connectors
- High-strength aluminum body for durability and long life

Description	Cat. No.
OmniSeal™ Pro Compression Tool - F-type (RG-6, 59, 11), Mini F-type, RCA Mini Connectors	<b>30-603</b>
OmniSeal™ Pro XL Compression Tool - F-type (RG-6, 59, 11), Mini F-type, RCA Mini RCA and BNC Connectors	<b>30-793</b>

## OmniSeal™ Compression Tools

- Lightweight and durable composite material
- High leverage design reduces hand fatigue



Feature	OmniSeal™ XL 30-703	OmniSeal™ 11 30-720
For RG-6 & RG-59 Cables	X	X
Compresses RCA & F-Connectors	X	X
Compresses BNC Connectors	X	—
Works with IDEAL and PPC brand RCA connectors	X	X
For RG-11 cables	—	X

## Economy Compression Tool

- Easily compresses series 6 and 59 coax compression F-connectors
- Permanent connection - never comes loose
- Works with most brands of compression connectors
- Adjustable nesting fixture accommodates a variety of connectors



Description	Cat. No.
Economy Compression Tool	<b>30-633</b>
Economy Compression Tool Kit - Includes four 89-035 Connectors	<b>33-653</b>

## CMP Compression Connectors



- Approved for use by most cable TV and satellite companies
- RF signal containment ensures strong signal
- Permanent connections do not pull off or come loose
- One-piece design for quick installation
- Compression port seal provides a water-tight seal for outdoor applications



Description	Qty.	Cat. No.
RG-59 Compression F-Connector	50	<b>89-054</b>
RG-59 Compression F-Connector	100	<b>89-104</b>
RG-6 Compression F-Connector	50	<b>89-055</b>
RG-6 Compression F-Connector	100	<b>89-105</b>
RG-6 Quad Compression F-Connector	50	<b>89-056</b>
RG-6 Quad Compression F-Connector	100	<b>89-106</b>

## Universal Compression Connectors

- Four universal connectors terminate all plenum RG-6, RG-6, RG-59 and RG-11 braid types from 60% through quad shielding
- Approved by most satellite and cable TV companies
- Approved for indoor/outdoor use



Description	Qty.	Cat. No.
Universal RG-59 Compression Connectors	Jar of 50	<b>89-059</b>
	Jar of 100	<b>89-159</b>
Universal RG-6 Compression Connectors	Jar of 50	<b>89-060</b>
	Jar of 100	<b>89-160</b>
Plenum RG-6 Compression Connectors	Jar of 50	<b>89-060P</b>
	Jar of 100	<b>89-160P</b>
Universal RG-11 Compression Connectors	Clam of 10	<b>89-011</b>

## BNC Compression Connectors

- Color coded by cable series for easy identification
- Approved for indoor/outdoor use



Description	Qty.	Cat. No.
BNC RG-6 Compression Connector	Clam of 15	<b>89-057</b>
BNC RG-6 Compression Connector	Jar of 50	<b>89-5057</b>
BNC RG-59 Compression Connector	Clam of 15	<b>89-058</b>
BNC RG-59 Compression Connector	Jar of 50	<b>89-5058</b>

## Compression F-Connector Port Seals



- For use with IDEAL RG-6, RG-6 Quad and RG-59 F-Style compression connectors to make connections water tight

Description	Qty.	Cat. No.
Port Seal	5	<b>89-026</b>

## Push-on Connectors



- Permanent connection
- No termination tool needed

Description	Qty.	Cat. No.
RG-6 Push-on F-Connectors	4	<b>85-065</b>
RG-6Q Push-on F-Connectors	4	<b>85-066</b>
RG-59 Push-on F-Connectors	4	<b>85-067</b>
RG-6 Push-on F-Connectors	50	<b>89-165</b>
Coax Connector Kit w/Economy Coax Stripper & four RG-6 Push-On F-Connectors	—	<b>33-320</b>


## F-Series Coaxial Connectors

F-Series Connectors utilize threaded couplings and cable conductors as contacts for CATV and other UHF applications.

Description	Quantity	Cat. No.
	Card of 4	<b>84-018</b>
	Card of 10	<b>85-035</b>
	Card of 4	<b>84-016</b>
	Card of 10	<b>85-036</b>
	Card of 50	<b>85-016</b>
	Box of 100	<b>86-016</b>
	Card of 4	<b>84-017</b>
	Card of 10	<b>85-037</b>
	Card of 50	<b>85-017</b>
	Box of 100	<b>86-017</b>
	Card of 4	<b>84-030</b>
	Card of 10	<b>85-057</b>
	Card of 50	<b>85-030</b>
Box of 100	<b>86-030</b>	
	Card of 10	<b>85-031</b>
	Card of 10	<b>85-038</b>
	Card of 4	<b>84-039</b>
	Card of 10	<b>85-053</b>
	Card of 50	<b>85-039</b>
	Box of 100	<b>86-039</b>

## Mini Compression Connectors

- For use with most 21-25 AWG mini coax cable
- Body is nickel plated for outstanding corrosion resistance
- Mini RCA head is gold plated for superior contact performance
- Bandwidth is 5 MHz - 3 GHz, Impedance is 75 Ohms (nominal), return loss min. -30 dB @ 3 GHz




F-Connector

RCA Connector

Description	Qty.	Cat. No.
Mini Compression F-Connector	10	<b>89-014SM</b>
Mini Compression RCA Connector	10	<b>89-014SMRCA</b>

## Splitters




85-032

85-033

85-034

Description	Quantity	Cat. No.
CATV Cable Splitter, 5-900 MHz, 2-Way	Card of 1	<b>85-032</b>
	Box of 10	<b>86-432</b>
CATV Cable Splitter, 5-900 MHz, 3-Way	Card of 1	<b>85-033</b>
	Box of 10	<b>86-433</b>
CATV Cable Splitter, 5-900 MHz, 4-Way	Card of 1	<b>85-034</b>
High Performance Cable Splitter, 5MHz-1GHz 2-Way	Card of 1	<b>85-132</b>
	Box of 10	<b>86-132</b>
High Performance Cable Splitter, 5MHz-1GHz 3-Way	Card of 1	<b>85-133</b>
	Box of 10	<b>86-133</b>
High Performance Cable Splitter, 5MHz-1GHz 4-Way	Card of 1	<b>85-134</b>
	Box of 10	<b>86-134</b>

## Satellite and Digital TV Splitters



85-332

85-333

85-334

- Designed for easy mounting over cable
- All ports are F female connectors, 75Ω
- Two grounding screws eliminate the need for grounding block
- Includes two mounting screws (Phillips/slotted head)

Description	Qty.	Cat. No.
2-Way, 5MHz - 2.3GHz	1	<b>85-332</b>
3-Way, 5MHz - 2.3GHz	1	<b>85-333</b>
4-Way, 5MHz - 2.3GHz	1	<b>85-334</b>

## Digital Cable Splitter



- Nickel-plated housing
- High-performance impedance-balanced Printed Circuit Board design
- Bandwidth: 5MHz - 1 GHz  
Impedance: 75 Ohm
- Over 120 dB of RFI shielding
- Low insertion loss
- Splits signals up to 8 outlets
- Terminators (85-038) needed for all unused ports for optimal performance




Description	Cat. No.
Digital Cable Splitter, 8-Way	85-138

## Diplexer, 2.3 GHz



- Combine or split cable/antenna signals with satellite signals
- High quality PCB design
- Corrosion-resistant sealed construction
- Nickel-plated die-cast zinc housing
- High-quality machined threads for quick connections
- Grounding hole for up to 6 AWG wire



Description	Cat. No.
Diplexer, 2.3 GHz, SATV/TV Combiner Splitter	85-323

## Grounding Block

- Solid zinc alloy, nickel plated and chromate finished
- High performance 360° beryllium copper contact
- Excellent electrical performance 0 - 3,000 MHz
- Dual grounding holes can accept up to #6 wire
- UL/CSA approved



Description	Cat. No.
2-Port Grounding Block for F-Connectors	85-311

## Mini Coax Stripper



- Adjustable stripper for mini coax cable



Description	Cat. No.
Mini Coax Stripper	45-529

## Coax Connector Tool - F & BNC

- Works on compression and hex connectors
- Makes attaching (and detaching) connector to equipment easier
- Aids in installing CATV connectors on coax cable
- New comfort grip handle



Description	Cat. No.
Coax Connector Tool - F & BNC	35-046

## 4-Way Indent Crimp Tools

Crimp solid barrel contacts for RS232 interface connectors. Feature four-way indent dies (per MS22520 specifications), full cycle ratchet, built-in pin and socket locator and comfort-grip handles.



35-465

- High-grade steel construction for outstanding performance

Description	Cat. No.
20-26 AWG (.519 mm <sup>2</sup> - .128 mm <sup>2</sup> ) RS232 D-sub Round Barrel Contacts, Pins or Sockets	35-465
16-22 AWG (1.31 mm <sup>2</sup> - .324 mm <sup>2</sup> ) Round Barrel Contacts, Pins, Sockets and Deutsch 16 Pin Contacts	35-466
Trompeter BNC Connector Center Pins	35-468

## Economy Data and CATV Kit



Kit 33-915 Includes:

Description	Qty.	Cat. No.
Data T <sup>®</sup> -Cutter	1	45-074
Economy Coax Stripper	1	45-320
Economy UTP Stripper	1	45-167
Non-Impact Turn-Lock™ Tool w/110 Blade	1	35-492
Telemaster™ Telephone Tool	1	30-496
Economy Compression Tool	1	30-633
Mechanics Bag	1	35-535



## Basic Data and Video Kit

33-916



Kit 33-916 Includes:

Description	Qty.	Cat. No.
Data T <sup>®</sup> -Cutter	1	45-074
UTP Stripper	1	45-165
Stripmaster <sup>®</sup> Wire Stripper for RG-6	1	45-262
Punchmaster™ II Punch Down Tool w/110 Blade	1	35-485
OmniSeal™ Pro XL Compression Tool	1	30-793
TRACETone™ Tone Generator & Amplifier Probe	1	62-140
VDV Multimedia Cable Tester	1	33-856
Journeyman Electrician's Tote™	1	35-462

## Data/Video Kit



Kit 33-917 Includes:

Description	Qty.	Cat. No.
Data T <sup>®</sup> -Cutter	1	45-074
Twist-a-Nut™ 7-in-1 Screwdriver	1	35-908
UTP Stripper	1	45-165
Coax Stripper w/Replaceable Cartridge	1	45-526
Punchmaster™ II Punch Down Tool w/110 Blade	1	35-485
110/66 Blade Combo Punch Down Blade	1	35-407
Crimpmaster™ Crimp Tool for RJ-45 Modular Plugs	1	30-522
OmniSeal™ Pro XL Compression Tool	1	30-793
Probe Pic and Spudger	1	35-473
Coax Connector Tool - F & BNC	1	35-046
VDV MultiMedia Cable Tester	1	33-856
Amplifier Probe	1	62-164
Electrician's Scissors w/Stripping Notch	1	35-088
Large Mouth Bag — 13 in.	1	35-410

## Economy CATV Compression Kit



Kit 33-621 Includes:

Description	Qty.	Cat. No.
Economy Compression Tool	1	30-633
Data T <sup>®</sup> -Cutter	1	45-074
Economy Coax Stripper	1	45-320
Zipper Pouch	1	35-402
RG6 CMP Compression Connectors	4	89-015

## Residential Compression Kit



Kit 33-625 Includes:

Description	Qty.	Cat. No.
OmniSeal™ Pro Compression Tool	1	30-603
Mechanic's Tool Bag	1	35-535
Data T <sup>®</sup> -Cutter	1	45-074
Coax Stripmaster <sup>®</sup> Wire Stripper for RG-6	1	45-262
Stripmaster <sup>®</sup> RG-6 QuadShield Repl. Blade	1	LA-3953
Universal RG-6 Compression Connectors	50/jar	89-060

## Economy Compression Kit



Kit 33-620 Includes:

Description	Qty.	Cat. No.
Economy Tool	1	30-633
Data T <sup>®</sup> -Cutter	1	45-074
Coax Stripper	1	45-526
RG-59 Compression F-Connectors	10	89-054
RG-6 Quad Compression F-Connectors	10	89-056
RG-6 Compression F-Connectors	20	89-055

## Service Compression Kit



### Kit 33-630 Includes:

Description	Qty.	Cat. No.
Universal RG-6 Compression Connectors	50	<b>89-060</b>
Plenum RG-6 Compression Connectors	10	<b>89-060P</b>
BNC RG-59 Compression Connectors	10	<b>89-058</b>
BNC RG-6 Compression Connectors	10	<b>89-057</b>
OmniSeal™ Pro XL Compression Tool	1	<b>30-793</b>
Compression F-Connector Port Seals	5	<b>89-026</b>
Data T <sup>®</sup> -Cutter	1	<b>45-074</b>
Coax Stripmaster <sup>®</sup> Wire Stripper for RG-6	1	<b>45-262</b>
Replacement Blade for 45-262	1	<b>LA-3953</b>

## RJ-45/11 Two, Four, Six and Eight-Position Combination TelCom Termination Kit



### Kit 33-704 Includes:

Description	Qty.	Cat. No.
Telemaster™ for RJ-11/RJ-45 Plugs	1	<b>30-496</b>
4-Position, RJ-11 Stranded Modular Plugs	15	<b>85-351</b>
6-Position, RJ-11 Stranded Modular Plugs	15	<b>85-352</b>
8-Position, RJ-45 Stranded Modular Plugs	15	<b>85-353</b>

## Economy 10Base-T Kit



### Kit 33-750 Includes:

Description	Qty.	Cat. No.
UTP/Coax Stripper	1	<b>45-165</b>
Telemaster™ RJ-11/RJ-45 Crimp Tool	1	<b>30-496</b>
8-Position RJ-45 Non-keyed Solid Plugs	50	<b>85-346</b>

## Crimpmaster™ Twisted Pair Kit



### Kit 33-651 Includes:

Description	Qty.	Cat. No.
Data T <sup>®</sup> -Cutter	1	<b>45-074</b>
UTP/Coax Stripper	1	<b>45-165</b>
Crimpmaster™ Frame Only	1	<b>30-506</b>
2,4,6-Position Die Set for RJ-11 Plugs	1	<b>30-556</b>
6-Position DEC MMJ Die Set for RJ-11 Plugs	1	<b>30-558</b>
8-Position Die Set for RJ-45 Plugs	1	<b>30-559</b>
8-Position Die Set for RJ-45, AMP Plugs	1	<b>30-560</b>
4-Position Solid Modular Plugs	50	<b>85-394</b>
6-Position Solid Modular Plugs	50	<b>85-395</b>
DEC Connect 6-Position Solid Modular Plugs	50	<b>85-393</b>
8-Position RJ-45 Non-Keyed Solid Modular Plugs	50	<b>85-396</b>

## Crimpmaster™ 10Base-T RJ-45 Crimping Kit



### Kit 33-652 Includes:

Description	Qty.	Cat. No.
Data T <sup>®</sup> -Cutter	1	<b>45-074</b>
UTP/Coax Stripper	1	<b>45-165</b>
Crimpmaster™ Crimp Tool Frame only	1	<b>30-506</b>
8-Position Die Set for RJ-45 Plugs	1	<b>30-559</b>
8-Position RJ-45 Non-Keyed Solid Plugs	200	<b>86-396</b>

## RG-6 Push-on Connector Kit



### Kit 33-320 Includes:

Description	Qty.	Cat. No.
RG-6 Push-On Connectors	4	<b>85-065</b>
2-Step 59 & 6 Series Stripper	1	<b>45-320</b>



## Compression Connector Installation Kit



### Kit 33-623 Includes:

Description	Qty.	Cat. No.
Data T <sup>®</sup> -Cutter	1	45-074
Coax Cable Stripper	1	45-320
Economy Compression Tool	1	30-633
Pouch w/belt clip	1	—

## Cable Service Kit



### Kit 33-605 Includes:

Description	Qty.	Cat. No.
Punchmaster™ Punch Down Tool w/110 Blade	1	35-485
66 Blade Only	1	35-497
Electrician's Scissors w/Stripping Notches	1	35-088
UTP/STP Stripper	1	45-165
5-in-1 Screwdriver	1	35-905
Probe Pic & Spudger	1	35-473
Tone Generator	1	62-160
Amplifier Probe	1	62-164
Journeyman's Electrician's Tote™	1	35-462

## Deluxe Cable Service Kit



### Kit 33-705 Includes:

Description	Qty.	Cat. No.
Punchmaster™ II Punch Down Tool w/110 Blade	1	35-485
66 Blade Only	1	35-497
Electrician's Scissors w/Stripping Notches	1	35-088
UTP/STP Stripper	1	45-165
5-in-1 Screwdriver	1	35-905
Probe Pic & Spudger	1	35-473
Tone Generator	1	62-160
Amplifier Probe	1	62-164
Journeyman's Electrician's Tote™	1	35-462
Telemaster™ Telephone Tool	1	30-496
LinkMaster™ Tester and Remote	1	62-200

## Cable Service/Termination Kit



### Kit 33-861 Includes:

Description	Qty.	Cat. No.
Data T <sup>®</sup> -Cutter	1	45-074
Center Conductor Cutter	1	35-060
UTP/Coax Stripper	1	45-165
Coax Stripper w/black cassette	1	45-520
Crimpmaster™ RG-58/59 Crimp Tool	1	30-502
2, 4, 6-Position Die Set for RJ-11 Plugs	1	30-556
8-Position Die Set for RJ-45 Plugs	1	30-559
Punchmaster™ II Punch Down Tool w/66 Blade	1	35-487
Punchmaster™ II 110 Blade only	1	35-495
ABS™ Signal Thrower™	1	62-184
ABS™ Tester	1	62-180
LinkMaster™ Tester w/Remote	1	62-200
Cable Assemblies	1	K-7921

## Twisted Pair/Coax Termination Kit



### Kit 33-869 Includes:

Description	Qty.	Cat. No.
Data T <sup>®</sup> -Cutter	1	45-074
Scissors w/Stripping Notch	1	35-088
Center Conductor Cutter	1	35-060
UTP/Coax Stripper	1	45-165
Coax Stripper w/Black Cassette	1	45-520
Crimpmaster™ Frame Only	1	30-506
2,4,6-Position Die Set for RJ-11 Plugs	1	30-556
8-Position Die Set for RJ-45 Plugs	1	30-559
RG-58/59/62 BNC Die Set	1	30-581
Punchmaster™ II w/110 Blade	1	35-485
Punchmaster™ II 66 Blade Only	1	35-497
ABS™ Signal Thrower™	1	62-184
ABS™ Tester	1	62-180
ZipKit™ Carrying Case	1	35-419

## Technician's Service Kit



Kit 33-505 Includes:

Description	Qty.	Cat. No.
Punchmaster™ II Punch Down Tool w/110 Blade	1	35-485
Punchmaster™ II 66 Blade only	1	35-497
Electrician's Scissors w/stripping notches	1	35-088
UTP/STP Stripper	1	45-165
7-in-1 Twist-a-Nut™ Screwdriver/Nutdriver	1	35-908
Probe Pick and Spudger	1	35-473
Nylon case	1	62-205

## Installer Kit



Kit 33-935 Includes:

Description	Qty.	Cat. No.
UTP/STP Stripper	1	45-165
Data T®-Cutter	1	45-074
Jab Saw	1	35-275
Large Mouth Bag – 18 in.	1	35-427
Punchmaster™ II 110 Blade only	1	35-485
110/66 Blade	1	35-407
Electrician's Scissors w/stripping notches	1	35-088
Torpedo Level	1	35-205
Mag-Tape™ Tape Measure	1	35-238
Tongue & Groove Pliers – 10 in.	1	35-430
5-in-1 Screwdriver/Nutdriver	1	35-905
Probe Pic and Spudger	1	35-473
Cable Cutter	1	35-061
Fiberglass-Handled Hammer – 18 oz. x 12-1/2 in.	1	35-210

## Crimpmaster™ F-Type (CATV) Connectors Kit



Kit 33-400 Includes:

Description	Qty.	Cat. No.
Crimpmaster™ CATV Crimp Tool	1	30-503
F-Connector, Crimp-on RG-59 Plugs	20	85-016
F-Connector, Crimp-on RG-6 Plugs	20	85-017

## Pro Installer Kit



Kit 33-945 Includes:

Description	Qty.	Cat. No.
Large Mouth Bag – 18 in.	1	35-427
110/66 Blade	1	35-407
66 Blade only	1	35-497
Punchmaster™ II 110 Blade only	1	35-485
Lever™-Snips Electrician's Scissors	1	35-087
Probe Pic and Spudger	1	35-473
UTP/STP Stripper	1	45-165
7-in-1 Twist-a-Nut™ Screwdriver/Nutdriver	1	35-908
Mag-Tape™ Tape Measure	1	35-238
Torpedo Level	1	35-205
Jab Saw	1	35-275
OmniSeal™ Compression Tool	1	30-603
Coax Stripper - 2-Step	1	45-526
Smart-Grip™ Long-Nose Pliers – 7-3/4 in.	1	35-3037
Smart-Grip™ Tongue & Groove Pliers – 10 in.	1	35-3430
Tongue & Groove Pliers – 9-1/2 in.	1	35-420
Tone Generator	1	62-160
Amplifier Probe	1	62-164
Data T®-Cutter	1	45-074
Cable Splicing Knife	1	35-091
Ratchet Telemaster™	1	30-696
F-Connector Tool	1	35-046

## BNC Coaxial Connectors

IDEAL coaxial connectors are available in two grades. A premium specification grade features precision machined brass bodies with nickel plating. The commercial grade consists of machined diecast components with nickel plating. A variety of connectors handle different termination types, cable size, impedance rating and attachment means.


- Connector construction covers both plenum and non-plenum cable jackets
- Captive gold center contacts provide maximum conductivity and minimal resistance
- Nickel plating resists corrosion, tarnish and ensures signal quality
- Meets military specifications. MS39012 and MIL202 where applicable.
- Available in both small and bulk quantities to suit a range of application requirements

	Connector Type	Cable Type	Center Conductor	Jacket	Connector Impedance	Connector Grade	Insulation	Model	Quantity	Cat. No.
	BNC Plug	RG-58	20 AWG Solid	Non-Plenum	50 Ohm	Commercial	Delrin	IA-3620	Bag of 5	<b>85-490</b>
	BNC Plug	RG-58	20 AWG Solid	Non-Plenum	50 Ohm	Specification	Delrin	IA-3621	Bag of 5	<b>85-491</b>
	BNC Plug	RG-59	20 AWG Solid	Non-Plenum	75 Ohm	Commercial	Delrin	IA-3617	Bag of 5	<b>85-502</b>
									Box of 100	<b>86-502</b>
	BNC Plug	RG-59	20 AWG Solid	Plenum	75 Ohm	Commercial	Delrin	IA-3618	Bag of 5	<b>85-512</b>
	BNC Plug	RG-59	22-23 AWG Solid	Non-Plenum	75 Ohm	Commercial	Delrin	IA-3624	Bag of 5	<b>85-513</b>
	BNC Plug	RG-59	22-23 AWG Solid	Plenum	75 Ohm	Commercial	Delrin	IA-3626	Bag of 5	<b>85-515</b>
	BNC Plug	RG-59	22-23 AWG Solid	Non-Plenum	50 Ohm	Specification	Delrin	IA-3592	Bag of 5	<b>85-517</b>
	BNC Plug	RG-6	18 AWG Solid	Non-Plenum	75 Ohm	Specification	Delrin	IA-3634	Bag of 5	<b>85-545</b>
	BNC Plug	Belden 8281	20 AWG Solid	Non-Plenum	75 Ohm	Specification	Delrin	IA-3636	Bag of 5	<b>85-550</b>
	BNC Jack	RG-59	22-23 AWG Solid	Non-Plenum	75 Ohm	Specification	Teflon	IA-3638	Bag of 5	<b>85-553</b>
	BNC Terminator	—	—	—	50 Ohm	Specification	Delrin	IA-3641	Bag of 5	<b>85-556</b>
	90° BNC Plug	RG-6	18 AWG Solid	Non-Plenum	75 Ohm	Specification	Delrin	IA-3659	Bag of 5	<b>85-575</b>
	BNC Tee Adapter	—	Jack to Plug to	—	50 Ohm	Commercial	Delrin	IA-3667	Bag of 5	<b>85-588</b>
	BNC Adapter	—	Jack to Jack	—	50 Ohm	Specification	Delrin	IA-3668	Bag of 5	<b>85-590</b>
	BNC Twist-on Plug	RG-59	22-23 AWG Solid	Non-Plenum	50 Ohm	Commercial	Delrin	IA-3677	Bag of 5	<b>85-480</b>

## BNC/TNC Connector Removal Tools

- BNC/TNC connector removal tools for easy access to high density locations of connectors.

Description	Cat. No.
8 in. (20.3 cm) Overall Length, 4-1/2 in. (11.4 cm) Blade Length	<b>35-041</b>
12 in. (30.5 cm) Overall Length, 8 in. (20.3 cm) Blade Length	<b>35-042</b>
16 in. (40.6 cm) Overall Length, 12 in. (30.4 cm) Blade Length	<b>35-043</b>



35-043

35-042

#35-041 not shown.



## Wall Plates



85-205



85-220



85-218



85-239



85-237



85-232

Telephone Wall Plates are listed and approved by the Underwriter's Laboratories and contain 50 micro inches of gold plating on the contacts.

### Telephone Wall Plates - Standard Size

Description	Color	Qty.	Cat. No.
RJ-11, 2 Pair 	Ivory	Card of 1	85-206
		Box of 100	86-206
	White	Card of 1	85-207
		Box of 100	86-207
	Almond	Card of 1	85-223
		Box of 100	86-223
Dual RJ-11, 2 Pair 	Ivory	Card of 1	85-208
		Box of 100	86-208
	White	Card of 1	85-209
		Box of 100	86-209
RJ-11, 3 Pair 	Almond	Card of 1	85-225
		Box of 100	86-225
RJ-11, 3 Pair 	Ivory	Card of 1	85-212
		Box of 100	86-212
	White	Card of 1	85-213
		Box of 100	86-213
RJ-45, 4 Pair 	Ivory	Card of 1	85-214
		Box of 100	86-214
	White	Card of 1	85-215
		Box of 100	86-215
	Almond	Card of 1	85-227
		Box of 100	86-227
Dual RJ-45, 4 Pair 	Ivory	Card of 1	85-216
		Box of 100	86-216
	White	Card of 1	85-217
		Box of 100	86-217
RJ-11, 2 Pair Wall Mount Plate 	Ivory	Card of 1	85-218
		Box of 100	86-218
	White	Card of 1	85-219
		Box of 100	86-219
	Almond	Card of 1	85-229
		Box of 100	86-229
CATV Coax	Ivory	Card of 1	85-200
		Box of 100	86-200
	White	Card of 1	85-201
		Box of 100	86-201
	Almond	Card of 1	85-220
		Box of 100	86-220
Dual CATV Coax	Ivory	Box of 100	86-202
		White	Box of 100
Combo CATV/RJ-11	Ivory	Card of 1	85-204
		Box of 100	86-204
	White	Card of 1	85-205
		Box of 100	86-205
	Almond	Card of 1	85-222
		Box of 100	86-222

### Telephone Wall Plates — Mid-Size

Description	Color	Qty.	Cat. No.
RJ-11, 2 Pair 	Ivory	Card of 1	85-242
		Box of 100	86-242
	White	Card of 1	85-237
		Box of 100	86-237
	Almond	Card of 1	85-233
		Box of 100	86-233
Combo CATV/RJ11	Ivory	Card of 1	85-241
		Box of 100	86-241
	White	Card of 1	85-236
		Box of 100	86-236
	Almond	Card of 1	85-232
		Box of 100	86-232
CATV Coax	Ivory	Card of 1	85-239
		Box of 100	86-239
	White	Card of 1	85-234
		Box of 100	86-234
	Almond	Card of 1	85-230
		Box of 100	86-230
Dual CATV Coax	White	Box of 100	86-235

## Surface Jacks



For initial installations where cable cannot be pulled through wall or for replacement of modular four-prong jacks.

Description	Color	Qty.	Cat. No.
RJ-11, 2 Pair	White	Card of 1	85-244
RJ-11, 2 Pair	Ivory	Card of 1	85-245
RJ-11, 2 Pair	Almond	Card of 1	85-246





## Cables



85-770



85-780

- Customizable bulk cable
- Bulk CAT 5e solid 4-pair, CMR rated, 24 AWG, 350 MHz cable
- Bulk 2-conductor in-wall, 16 AWG speaker wire

Description	Cat. No.
CAT 5e Cable - 100 ft.	<b>85-780</b>
In-wall Speaker Wire - 50 ft.	<b>85-770</b>

## Insulation Displacement Connectors (IDC)



85-900

85-925

85-950



45-719

IDC connectors create fast splice and tap connections on solid copper wires. Designed for low voltage telecommunication cables.

- Moisture-resistant sealant protects wires from corrosion
- Use with solid copper single-conductor wire
- Kinetic Super™ Wire Stripper/Crimper easily cuts and strips 22 to 24 AWG solid wire

Description	Qty.	Cat. No.
UB-I, 2-Wire Tap Splice IDC	25	<b>85-900</b>
UR-I, 3-Wire Butt Splice IDC	25	<b>85-925</b>
UY-I, 2-Wire Butt Splice IDC	25	<b>85-950</b>
UR-I, 2-Wire Butt Splice IDC	100	<b>86-925</b>
UY-I, 2-Wire Butt Splice IDC	100	<b>86-950</b>
UB-I, 2-Wire Tap Splice IDC	1,000	<b>87-900</b>
UR-I, 3-Wire Butt Splice IDC	1,000	<b>87-925</b>
UY-I, 2-Wire Butt Splice IDC	1,000	<b>87-950</b>
IDC Combo Pack	25	<b>85-960</b>
Kinetic Super™ Wire Stripper/Crimper	1	<b>45-719</b>

## CAT 6 Modular Plugs

- Supports CAT 6
- Unique three-piece design provides easy installation and optimal performance
- Crimps with a standard RJ-45 crimp die
- 50 micron gold contacts, 8-position, 8-contact
- Suitable for solid or stranded conductors



Description	Qty.	Cat. No.
CAT 6 Modular Plugs	25	<b>85-366</b>

## TelCom Modular Plugs



85-403

85-396

85-394

- All plugs comply with FCC 68 guidelines and are UL Listed
- Plugs are capable of supporting the latest EIA/TIA cable system performance categories when installed in compliance with appropriate EIA/TIA standards and methods
- Plugs offered for round cable with solid conductors and for flat cable and stranded conductors
- Position and contact configurations cover popular styles

Description	Qty.	Cat. No.
6-Position 4-Contact Flat Stranded	25	<b>85-351</b>
	50	<b>85-401</b>
	100	<b>86-401</b>
6-Position 6-Contact Flat Stranded	25	<b>85-352</b>
	50	<b>85-402</b>
	100	<b>86-402</b>
4-Position 4-Contact Flat Stranded (Handset)	100	<b>86-398</b>
8-Position 8-Contact Flat Stranded	25	<b>85-353</b>
	50	<b>85-403</b>
6-Position 4-Contact Round Solid	100	<b>86-403</b>
	25	<b>85-344</b>
6-Position 6-Contact Round Solid	50	<b>85-394</b>
	100	<b>86-394</b>
6-Position 6-Contact Round Solid	100	<b>86-395</b>
8-Position 8-Contact CAT 6 Modular Plug	25	<b>85-366</b>
8-Position 8-Contact Round Solid	25	<b>85-346</b>
	50	<b>85-396</b>
	100	<b>86-396</b>



## Coaxial Selection Chart

### Compression Style



Cable	Cutter	Stripper	Crimper	Connector	Tester
<b>CATV/SATV/F-type</b>					
RG-59	45-074, 45-075	45-265, 45-603, 45-320	30-603, 30-793, 30-703, 30-720, 30-633	89-054, 89-104, 89-059, 89-159	33-856, 33-880 33-881, 33-887*
RG-6	45-074, 45-075	45-262, 45-603, 45-320	30-603, 30-793, 30-703, 30-720, 30-633	89-055, 89-105, 89-060, 89-160	
RG-6 Quad Shield	45-074, 45-075	45-282, 45-603, 45-320	30-603, 30-793, 30-703, 30-720, 30-633	89-056, 89-106, 89-060, 89-160	
RG-6 & Quad 6 Plenum	45-074, 45-075	45-510	30-603, 30-793, 30-703, 30-720, 30-633	89-060P, 89-160P	
RG-11	45-074, 45-075	45-164, 45-510	30-603, 30-793, 30-720	89-011	
Minis	45-074, 45-075	45-529	30-603, 30-793, 30-703	89-014SM, 89-014SMRCA	
<b>BNC</b>					
RG-59	45-074, 45-075	45-265, 45-603, 45-320	30-603, 30-793, 30-703	89-058, 89-5058	
RG-6	45-074, 45-075	45-265, 45-603, 45-320	30-603, 30-793, 30-703	89-057, 89-5057	

### Crimp Style



Cable	Cutter	Stripper	Crimper	Connector	Tester
<b>CATV/SATV/F-Type</b>					
RG-59	45-074, 45-075	45-265, 45-603, 45-320	30-503	85-036, 85-016, 86-016	33-856, 33-880 33-881, 33-887*
RG-6	45-074, 45-075	45-265, 45-603, 45-320	30-503	85-037, 85-017, 86-017	
RG-6 Quad Shield	45-074, 45-075	45-282, 45-603, 45-320	30-503	85-057, 85-030, 86-030	
RG-6 Plenum	45-074, 45-075	45-282, 45-603	30-503	N/A	
RG-11	45-074, 45-075	45-164, 45-510	N/A	N/A	
<b>BNC</b>					
RG-59, Non-Plenum	45-074, 45-075	45-520	30-502, 30-483	85-513, 85-517, 85-502	
RG-6 Non-Plenum	45-074, 45-075	45-520	30-483	85-545	

\*Need LA-4173 adapter.

### Simplex/Duplex 3mm Jacket Stripper



- Designed to remove the jacket from 3mm Simplex or Duplex (zip cord) fiber optic cable
- Form-ground, knife-type blades for accurate easy stripping without damaging the fiber or Kevlar® strength member
- Contoured, comfort-grip handles to reduce operator fatigue

Description	Cat. No.
Simplex/Duplex 3mm Jacket Stripper	45-349

Note: Kevlar® is a registered trademark of DuPont.

### Stripmaster® Ribbon Fiber Jacket Stripper



- Removes jacket from Ribbon Fiber without damage to the Kevlar® strength member of the Ribbon Fiber

Note: Frame and blade-set sold separately.

Description	Cat. No.
Stripmaster® Wire Stripper Frame only	L-5620
Blade-set for use with Corning Plenum and Riser Ribbon Fiber Cable	LB-1152
Blade-set for use with Corning "Fanout" Ribbon Cable	LB-1153

Note: Kevlar® is a registered trademark of DuPont.

### Serrated Cutter (For Kevlar®) with Breaker Notch



- Two-Step process significantly increases the life of this rugged tool
- Superior quality high-carbon stainless steel with molybdenum and vanadium provides the super-hard edges needed to stand up to the demands of today's market
- Textured cushioned-grip handles
- Value-priced for contractors, cable assembly houses, fiber installers/technicians and tool kits

Description	Cat. No.
Serrated Cutter w/Breaker Notch (Patent pending)	45-344

Note: Kevlar® is a registered trademark of DuPont.

### MiniLite-Strip™ Optical Fiber Stripper



- Small strip notch engineered and precision-ground to strip 900 micron or 250 micron buffer coatings from 125 micron fiber
- Larger round strip notch machined to remove the 3mm outer jacket
- Strip notches pre-set and locked, no field adjustment necessary

Description	Cat. No.
MiniLite-Strip™ Optical Fiber Stripper	45-352

### Lite-Strip™ Optical Fiber Stripper



V-notch blades strip a wide range of outer cable jacket. Precision-ground, replaceable knife-type blades strip tight buffer tube insulations (900µm). Also strips mechanically strippable coatings from 250 microns to 900 microns.

- Replaceable precision-ground blades cleanly strip buffer coatings
- New funneled hole makes cable insertion easier
- Improved spring mounting returns handles to original position after every application
- One-step, 900 micron stripping hole provides broader stripping range
- Extra durable to withstand normal drops without requiring tool realignment
- New gauge color makes fiber and hole identification easier
- Improved comfort-grip handles for an easier, more comfortable stripping process

Description	Fiber Sizes	Cat. No.
Lite-Strip™ Optical Fiber Stripper (900µm/250µm)	125µm, 140µm	45-350

## Cable Strippers

45-162



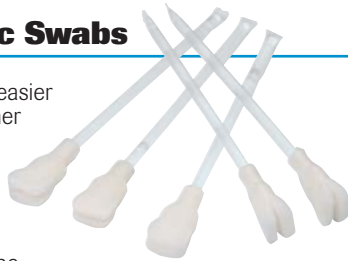
This lightweight, compact stripper is inexpensive and simple to operate.

- Adjustable blades can be set for any depth to help ensure nick-free strips
- Use with twisted-pair wire, tightly wrapped stranded cables, CATV cable, CB antenna cable, SO, SJ, SJT and other types of flexible power cords
- Includes three straight and one round blade

Description	Cat. No.
Cable Stripper, up to 1/8 in. (3.2 mm) O.D., Gray	45-162
Cable Stripper, 1/8 in. (3.2 mm) to 7/32 in. (5.556 mm) O.D., Blue	45-163
Replacement Blade Set for 45-162, 45-163, 45-165	L-9225

## Split-Tip Fiber Optic Swabs


- Split-tip design cleans fiber easier and more efficiently than other methods
- Tube/handle is pre-loaded with 99% isopropyl alcohol
- A single swab can be used for many cleanings or until the alcohol is gone



Description	Qty.	Cat. No.
Split-Tip Fiber Optic Swabs	20/bag	45-360

## DualScribe™ Double-Ended Fiber Optic Scribes


- Three professional quality blade styles to choose from to meet your specific needs – Ruby, Sapphire, Carbide
- Color-coded handles for quick, easy identification  
Red – Ruby  
Blue – Sapphire  
Black – Carbide
- 30° single bevel – DualScribe™ reversible blade doubles tool life
- Soft non-slip grip provides precise control during scribing
- Clear safety cap protects the blades from damage when not in use



Description	Handle Color	Cat. No.
Ruby Blade Fiber Optic Scribe	Red	45-357
Sapphire Blade Fiber Optic Scribe	Blue	45-358
Carbide Blade Fiber Optic Scribe	Black	45-359

## Plastic Polishing Fixture

- Universal fitting accepts all ST®, SC and FC connectors with 2.5mm ferrules
- Economically priced
- Grooved face for polishing efficiency
- Precision tool used by manufacturers, contractors and in tool kits



Description	Cat. No.
Plastic Polishing Fixture	45-342

Note: ST® is a registered trademark of AT&T.

## Stainless Steel Polishing Fixture for Optical Fiber ST® and SC Type Connectors

Produces polished fiber optic ST® and SC type connectors for optimum connector performance.

- Precision-machined, stainless-steel disk provides accurate polishing angle for desired end face finish
- Stainless-steel hardness maintains long life and resists uneven wear
- Stepped surface reduces drag and friction for easier polishing




Description	Qty.	Cat. No.
Polishing Fixture for Optical Fiber SC/ST® Type Connectors	1	45-341

Note: ST® is a registered trademark of AT&T.

## Polishing Films for Fiber Optic Connectors

- For optimum connector polishing results, we recommend a three-step procedure using 0.5µm, 3µm and 12µm 3 in. x 6 in. aluminum oxide polishing films
- Lot-to-lot consistency in our films means repeatable connector finishes on ceramic, stainless steel, plastic and composite ferrules
- A single sheet will typically yield 10 to 20 connectors when using the recommended 3-step procedure



Description	Color	Qty.	Cat. No.
0.5µm, 3" x 6", Aluminum Oxide	Ivory	20 films/sleeve	45-337
3.0µm, 3" x 6", Aluminum Oxide	Lt. Yellow	20 films/sleeve	45-338
12µm, 3" x 6", Aluminum Oxide	Lt. Red	20 films/sleeve	45-339

## Fiber Inspection Microscope



- 100X magnification for viewing multimode connectors
- Includes 2.5mm connector "Universal Adapter" for FC, ST<sup>®</sup> and SC style connectors
- Oblique illumination provides excellent view of ferrule cleanliness and core condition
- Rugged, rubberized metal housing, precision glass optics and a built-in laser safety filter
- White LED illumination delivers 100,000 hours bulb life
- Soft padded carrying case included
- Battery life 48+ hours
- Compact size 7.5 in. x 1.96 in. x 1.18 in.
- Optional 200X Conversion Eyepiece threads on for viewing finish/polish of singlemode connectors

Description	Cat. No.
Fiber Inspection Microscope	45-332
1.25mm Connector Adapter	45-334
MTRJ-Style Connector Adapter	45-335
200X Conversion Eyepiece for Singlemode Connectors	45-336

Note: ST<sup>®</sup> is a registered trademark of AT&T.

## VFF Visual Fault Finder

Laser light source used to locate breaks, faulty splices and crimps

- **NEW** 2.5mm Universal Adapter for all ST<sup>®</sup>, SC and FC connectors
- Useful over a distance of 5km (3 miles)
- Two AA batteries provide over 30 hours of continuous use
- Slim, pocket-sized tool in rugged metal housing
- Nylon carrying case with belt loop included



Description	Cat. No.
Visual Fault Finder	VFF5

Note: ST<sup>®</sup> is a registered trademark of AT&T.





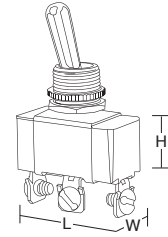
**Supplies**





## Standard and Heavy-Duty Toggle Switches

- Great for power tool and motor control switch applications
- Rugged long-wearing solid brass/nickel-plated bushings
- 1/2 in. diameter mounting hole
- Dielectric Strength: 1500V
- Mechanical Life: 100,000 cycles
- Operating Temperature: 32°F to 185°F (0°C to 85°C)
- DC Rating: Factory tested 100,000 cycles to 21 Amp 14.8 VDC
- Bulk packaging of 100 available upon request





Toggle Switches

Product	Description	Poles	Circuitry	Termination Style	No. of Terminals	Rating			Dimensions (L" x W" x H")	Cat. No.
						Amps 125 VAC	Amps 277 VAC	HP 125-250 VAC		
	Toggle Switch with On-Off Faceplate	SPST	On-Off	Screw	2	20	10	3/4	1.13 x .57 x .61	774011 774011BK†
	Toggle Switch with On-Off Faceplate	SPST	On-Off	Spade	2	20	10	3/4	1.13 x .57 x .61	774008 774008BK†
	Toggle Switch	SPST	On-Off	"O" Ring & Screw	2	20	10	3/4	1.13 x .57 x .61	774010
	Toggle Switch	SPST	(On)-Off	Screw	2	20	10	3/4	1.13 x .57 x .61	774093
	Toggle Switch	SPST	On-(Off)	Screw	2	20	10	3/4	1.13 x .57 x .61	774088 774088BK†
	Toggle Switch w/boot	SPST	On-Off	Wire leads w/boot	2	20	20	1-1/2	1.18 x .68 x .75	774111 774111BK†
	Toggle Switch	SPDT	On-On	Screw	3	20	10	3/4	1.13 x .57 x .61	774012
	Toggle Switch	SPDT	On-On	Spade	3	20	10	3/4	1.13 x .57 x .61	774100
	Toggle Switch	SPDT	On-Off-On	Screw	3	20	10	3/4	1.13 x .57 x .61	774013
	Toggle Switch	SPDT	On-Off-On	Spade	3	20	10	3/4	1.13 x .57 x .61	774027
	Toggle Switch	SPDT	On-Off-(On)	Screw	3	20	10	3/4	1.13 x .57 x .61	774094
	Toggle Switch	SPDT	(On)-Off-(On)	Screw	3	20	10	3/4	1.13 x .57 x .61	774009
	Heavy-Duty Toggle Switch	DPST	On-Off	Screw	4	20	10	1-1/2	1.30 x .76 x .80	774014 774014BK†
	Heavy-Duty Toggle Switch	DPST	On-Off	Spade	4	20	10	1-1/2	1.30 x .76 x .80	774005 774005BK†
	Heavy-Duty Toggle Switch	DPST	(On)-Off	Screw	4	20	10	1-1/2	1.30 x .76 x .80	774103
	Heavy-Duty Toggle Switch	DPST	On-(Off)	Screw	4	20	10	1-1/2	1.30 x .76 x .80	774105

( ) denotes momentary action

†Bulk Package of 100

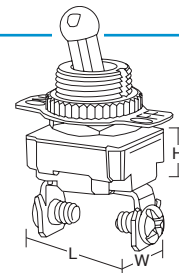
## Standard and Heavy-Duty Toggle Switches

Product	Description	Poles	Circuitry	Termination Style	No. of Terminals	Rating			Dimensions (L" x W" x H")	Cat. No.
						Amps 125 VAC	Amps 277 VAC	HP 125-250 VAC		
	Heavy-Duty Toggle Switch	DPDT	On-On	Screw	6	20	10	1-1/2	1.30 x .76 x .80	<b>774015</b> <b>774015BK†</b>
	Heavy-Duty Toggle Switch	DPDT	On-On	Spade	6	20	10	1-1/2	1.30 x .76 x .80	<b>774091</b> <b>774091BK†</b>
	Heavy-Duty Toggle Switch	DPDT	(On)-On	Screw	6	20	10	1-1/2	1.30 x .76 x .80	<b>774028</b> <b>774028BK†</b>
	Heavy-Duty Toggle Switch	DPDT	On-Off-On	Screw	6	20	10	1-1/2	1.30 x .76 x .80	<b>774016</b> <b>774003</b> <b>774003BK†</b>
	Heavy-Duty Toggle Switch	DPDT	On-Off-On	Spade	6	20	10	1-1/2	1.30 x .76 x .80	<b>774104</b>
	Heavy-Duty Toggle Switch	DPDT	(On)-Off-(On)	Screw	6	20	10	1-1/2	1.30 x .76 x .80	<b>774000</b>
	Heavy-Duty Toggle Switch	DPDT	(On)-Off-(On)	Screw	6	20	10	1-1/2	1.30 x .76 x .80	<b>774115</b> <b>774115BK†</b>
	Heavy-Duty Toggle Switch	DPDT	(On)-Off-(On)	Spade	6	20	10	1-1/2	1.30 x .76 x .80	<b>774115</b> <b>774115BK†</b>
	Toggle Switch	3PST	On-Off	Screw	6	15	10*	3/4	1.31 x 1.09 x .80	<b>774106</b>
	Toggle Switch	3PDT	On-On	Screw	9	15	10*	3/4	1.31 x 1.09 x .80	<b>774089</b> <b>774089BK†</b>
	Toggle Switch	3PDT	On-Off-On	Screw	9	15	10*	3/4	1.31 x 1.09 x .80	<b>774092</b>
	Toggle Switch	4PST	On-Off	Screw	8	15	10*	3/4	1.31 x 1.44 x .80	<b>774108</b>
	Toggle Switch	4PDT	On-On	Screw	12	15	10*	3/4	1.31 x 1.44 x .80	<b>774109</b>
	Toggle Switch	4PDT	On-Off-On	Screw	12	15	10*	3/4	1.31 x 1.44 x .80	<b>774110</b>

\*250VAC, Dielectric strength: 1000V ( ) denotes momentary action †Bulk Package of 100

## Medium and Light-Duty Toggle Switches

- Great for household appliances and equipment
- Bat toggle switch, 774007, is ideal for battery-powered equipment including trimmers and lawn mowers
- Wire leads are #18 AWG, 6" stripped wire
- 1/2 in. diameter mounting hole
- Bulk packaging available upon request



Product	Description	Poles	Circuitry	Termination Style	No. of Terminals	Rating	Dimensions (L" x W" x H")	Cat. No.
	Bat Toggle with On-Off Faceplate	SPST	On-Off	Screw	2	6 Amps 120 VAC, 3 Amps 240 VAC	.69 x .55 x .34	<b>774017</b> <b>774017BK†</b>
	Bat Toggle with On-Off Faceplate	SPST	On-Off	Wire Leads	2	4 Amps 250VAC/DC, 8 Amps 125VAC/DC, 10 Amps 125 VAC, 1/2 HP 125 VAC	.98 x .64 x .62	<b>774018</b>
	Bat Toggle*	SPST	On-Term Ground	Spade	1	21 Amps 14 VDC	.69 x .55 x .34	<b>774007</b>
	Short Ball Toggle Switch	SPST	On-Off	Screw	2	6 Amps 120 VAC, 3 Amps 240 VAC	.69 x .55 x .34	<b>774001</b>
	Short Ball Toggle Switch	SPST	On-Off	Wire Leads	2	6 Amps 125 VAC, 3 Amps 250 VAC	.89 x .47 x .55	<b>774002</b> <b>774002BK†</b>

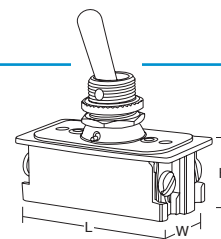


†Bulk Package of 100

\*DC rating not CSA or RU listed

## Extra Heavy-Duty AC/DC Toggle Switches

- The switch that can handle your heavy-duty requirements
- Quick-make/quick-break type switches are ideal for DC voltage applications
- Perfect for industrial motor control, with its sturdy metal construction and stiff actuation force, it will withstand the abuses of virtually any application
- Bulk packaging of 100 available upon request







Product	Description	Poles	Circuitry	Termination Style	No. of Terminals	Rating			Dimensions (L" x W" x H")	Cat. No.
						Amps 125V	Amps 250V	HP 125-250V		
	Heavy-Duty Toggle Switch	SPST	On-Off	Screw	2	16	8	1	1.75 x .84 x .76	<b>774095</b> <b>774095BK†</b>
	Heavy-Duty Toggle Switch	DPST	On-Off	Screw	4	16	8	1	1.75 x .84 x .76	<b>774096</b>
	Heavy-Duty Toggle Switch	DPST	On-Off	Screw	4	20	10	1-1/2	2.09 x 1.00 x .90	<b>774097</b>



†Bulk Package of 100

## Toggle Switch Accessories

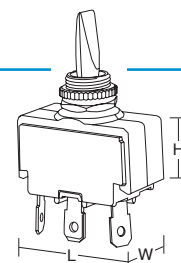
- These neoprene covers are great for outdoor and other environmentally tough conditions. They screw onto toggle switches to protect switches from moisture, dust and dirt.
- Nickel indicator plate fits easily on most toggle switches to identify the On-Off positions





Product	Description	Mounting	Dimensions	Quantity/Card	Cat. No.
	Toggle Switch Cover	15/32 - 32 NS-2B	.93 Height x .62 Base Dia.	2	774020
				100	774020BK†
	Push Button Switch Cover (Clear)	3/8 - 27 NS-2B	.59 Height x .60 Base Dia. x .34 ID	2	774117
				100	774117BK†
	Push Button Switch Cover (Gray)	15/32 - 32 NS-2B	.72 Height x .62 Base Dia. x .42 ID	2	774087
				100	774087BK†
	Indicator Plate	15/32" Diameter	1.03 x .62 Hole Diameter	10	774099
				100	774099BK†

†Bulk Package of 100

## Double Insulated Plastic Toggle Switches

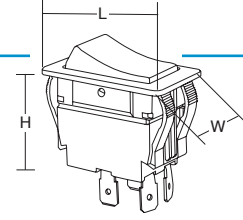
- Great for outdoor, marine/recreational equipment, automotive and weather resistant applications
- Double-insulated with an internal "O" ring design for moisture and dust resistance
- 1/2 in. diameter mounting hole
- Bulk packaging available upon request







Product	Description	Poles	Circuitry	Termination Style	No. of Terminals	Rating		Dimensions (L" x W" x H")	Cat. No.
						Amps 125 VAC	Amps 250 VAC		
	Double Insulated, Plastic Toggle Switch	SPST	On-Off	Screw	2	20	10	1.37 x .76 x .94	774019
	Double Insulated, Plastic Toggle Switch	SPST	On-Off	Spade	2	20	10	1.37 x .76 x .94	774098
	Double Insulated, Plastic Toggle Switch	SPDT	(On)-Off-(On)	Spade	3	20	10	1.37 x .76 x .94	774004
	Double Insulated, Plastic Toggle Switch	DPDT	(On)-Off-(On)	Spade	6	20	10	1.37 x .76 x .94	774006

## Full-Size Rocker Switches

- For commercial appliances, industrial controls, automotive and marine applications
- Moisture- and dust-resistant
- Suitable for low-voltage DC applications
- Recommended .830" × 1.450" mounting hole, .125" panel thickness
- Operating temperature: 32°F to 185°F (0°C to 85°C)
- Bulk packaging available upon request



Product	Description	Poles	Circuitry	Termination Style	No. of Terminals	Rating			Dimensions (L" × W" × H")	Cat. No.
						Amps 125 VAC	Amps 277 VAC	HP 110-250 VAC		
	Black Rocker Switch	SPST	On-Off	Spade	2	20	15	2	1.70 × .97 × 1.09	<b>774045</b>
	Black Rocker Switch	DPST	(On)-Off	Spade	4	20	15	2	1.70 × .97 × 1.09	<b>774120</b>
	Black Rocker Switch	DPST	On-(Off)	Spade	4	20	15	2	1.70 × .97 × 1.09	<b>774121</b>
	Black Rocker Switch	DPDT	On-On	Spade	6	20	15	2	1.70 × .97 × 1.09	<b>774050</b>
	Black Rocker Switch	DPDT	(On)-On	Spade	6	20	15	2	1.70 × .97 × 1.09	<b>774122</b>
	Black Rocker Switch	DPDT	On-Off-On	Spade	6	20	15	2	1.70 × .97 × 1.09	<b>774040</b> <b>774040BK†</b>
	Black Rocker Switch	DPDT	(On)-Off-On	Spade	6	20	15	2	1.70 × .97 × 1.09	<b>774123</b>
	Black Rocker Switch***	DPDT	(On)-Off-(On)	Spade	6	15	10*	3/4**	1.70 × .97 × 1.09	<b>774054</b> <b>774054BK†</b>
	Red Lighted Rocker*** Switch	DPST	On-Off	Spade	4	15	10*	3/4**	1.70 × .97 × 1.09	<b>774056</b>
	Amber Lighted Rocker*** Switch	DPST	On-Off	Spade	4	15	10*	3/4**	1.70 × .97 × 1.09	<b>774055</b>



( ) Denotes momentary action

\*Amps 250 VAC

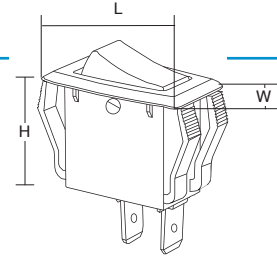
\*\*HP 125-250VAC


†Bulk package of 100



## Appliance Rocker Switches

- Great for home appliances, computer equipment, automotive and industrial controls
- Appliance Rockers fit standard .55" x 1.12" panel cut outs
- Miniature Rockers fit .520" x .776" panel cut outs
- Plain and lighted versions available
- Operating temperature: 32°F to 185°F (0°C to 85°C)
- Bulk packaging of 100 available upon request



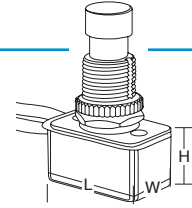
Product	Description	Rocker	Poles	Circuitry	Termination Style	No. of Terminals	Ratings	Dimensions (L" x W" x H")	Cat. No.
	Appliance Rocker Switch	Black	SPST	On-Off	Spade	2	16 Amp 1/3 HP 125 VAC, 10 Amp 1/2 HP 250 VAC	1.24 x .68 x .77	774038
			SPDT	On-On	Spade	3			774049
			SPDT	On-Off-On	Spade	3			774059
									774059BK†
	Appliance Rocker Switch	Red Lighted	SPST	On-Off	Spade	3*	16 Amp 1/3 HP 125 VAC, 10 Amp 1/2 HP 250 VAC	1.24 x .68 x .77	774039
		Amber Lighted	SPST	On-Off	Spade	3*	16 Amp 125 VAC, 10 Amp 250 VAC	1.24 x .68 x .77	774060
									774060BK†
	Appliance Rocker Switch**	Visi-Red, Printed On-Off Vertical	SPST	On-Off	Spade	2	16 Amp 125 VAC, 10 Amp 250 VAC, 3/4 HP 125-250 VAC	1.24 x .68 x .72	774047
	Appliance Rocker Switch**	Visi-Red	SPST	On-Off	Spade	2	16 Amp 125 VAC, 10 Amp 250 VAC, 3/4 HP 125-250 VAC	1.24 x .68 x .72	774052
	Miniature Rocker Switch	Red Lighted	SPST	On-Off	Spade	3*	16 Amp 1/3 HP 125 VAC, 10 Amp 1/2 HP 250 VAC	.83 x .59 x .50	774048

\*\*   †Bulk Package of 100

\*3rd terminal to power lighted rocker

## Push-Button Switches

- Great for household appliances, lamps and motor controls
- Available in normally open, normally closed and standard On-Off circuitry
- Wire leads are #18 AWG, 6" stripped wire
- 1/2 in. diameter mounting hole
- Bulk packaging of 100 available upon request



Push-Button Switches

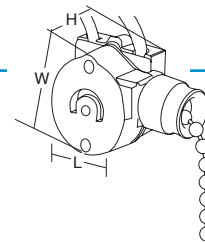
Product	Description	Actuator	Poles	Circuitry	Termination Style	No. of Terminals	Rated	Dimensions (L" x W" x H")	Cat. No.
	Miniature Push-Button Switch*	Black Plastic	SPST	On-Off	Wire Lead	2	6 Amp 125VAC, 1 Amp 250VAC, 10 Amp 14VDC	.66 x .53 x .32	<b>774082</b>
	Round Body Push-Button Switch**	Black Plastic	SPST NO	(On)-Off	Screw	2	3/4 Amp 125VAC/DC, 1/4 Amp 250VAC/DC	.66 Dia. x 1.89	<b>774083</b>
	Round Body Push-Button Switch**	Black Plastic	SPST NC	On-(Off)	Screw	2	3/4 Amp 125VAC/DC, 1/4 Amp 250VAC/DC	.66 Dia. x 1.89	<b>774084</b>
	Momentary Contact Push-Button Switch	Black Plastic	SPST NO	(On)-Off	Screw	2	6 Amp 120VAC, 3 Amp 240VAC	.88 x .54 x .35	<b>774022</b>
	Momentary Contact Push-Button Switch	Red Plastic	SPST NC	On-(Off)	Screw	2	3 Amps 120VAC, 1.5 Amp 240VAC	.88 x .54 x .35	<b>774023</b>
	Maintained Contact Push-Button Switch	Black Plastic	SPST	On-Off	Wire Leads	2	8 Amp 125VAC/DC, 4 Amp 250VAC/DC, 10 Amp 125VAC, 1/3 HP 125VAC	.98 x .64 x .62	<b>774021</b>
	Maintained Contact Push-Button Switch*	Nickel Plated	SPST	On-Off	Wire Leads	2	6 Amp 125VAC, 3 Amp 250VAC	.97 x .80 x .36	<b>774024</b>
	Maintained Contact Push-Button Switch*	Brass Plated	SPST	On-Off	Wire Leads	2	6 Amp 125VAC, 3 Amp 250VAC	.97 x .80 x .36	<b>774025</b>
	Maintained Contact Push-Button Switch**	Nickel Plated	SPST	On-Off	Screw	2	6 Amp 125VAC/DC, 3 Amp 250VAC/DC	1.18 x .52 x .54	<b>774080</b>
	Maintained Contact Push-Button Switch**	Nickel Plated	SPST	On-Off	Screw	2	15 Amp 125VAC, 10 Amp 250VAC	.92 x .66 x .46	<b>774081</b>
	Momentary Contact Push-Button Switch**	Nickel Plated	SPST NO	(On)-Off	Screw	2	15 Amp 125VAC, 10 Amp 250VAC	1.38 x .58 x .60	<b>774085</b>
	Momentary Contact Push-Button Switch**	Nickel Plated	SPST NC	On-(Off)	Screw	2	15 Amp 125VAC, 10 Amp 250VAC	1.38 x .58 x .60	<b>774085BK†</b>
	Momentary Contact Push-Button Switch**	Nickel Plated	SPST NC	On-(Off)	Screw	2	15 Amp 125VAC, 10 Amp 250VAC	1.38 x .58 x .60	<b>774086</b>

\*\* †Bulk Package of 100

( ) Denotes momentary action

## Lever and Pull Chain Switches

- Use for ceiling fixtures, lamps and fans
- Wire leads are #18 AWG, 6" stripped wire
- Push in connectors for #18 AWG wire
- 13/32 in. diameter mounting hole
- Bulk packaging of 100 available upon request

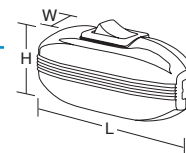


Product	Description	Pull-Chain Color	Poles	Circuitry	Termination Type	Circuit	Rating			Dimensions (L" x W" x H")	Cat. No.
							Amps 125 VAC	Amps 250 VAC	Amps 125 VL		
	All-Angle Lever Switch*	Nickel	SPST	On-Off	Wire Leads	2 Pos - 2 Wire	6	3	—	1.50 x 1.28 x .50	774035
	Pull Chain	Nickel	SPST	On-Off	Wire Leads	2 Pos - 2 Wire	6	3	3	.92 x .88 x .67	774031
	Pull Chain	Brass	SPST	On-Off	Wire Leads	2 Pos - 2 Wire	6	3	3	.92 x .88 x .67	774032
	2-Speed Pull Chain*	Brass	SPDT	Off-On-On	Push-In	3 Pos - 3 Wire	6	3	6	1.43 x 1.25 x .73	774033
	3-Speed Pull Chain*	Brass	SPTT	Off-On-On-On	Push-In	4 Pos - 4 Wire	6	3	—	1.43 x 1.25 x .73	774034
	3-Speed Pull Chain	Brass	SPTT	Off-On(A)-On(B)-On(A+B)	Wire Leads	4 Pos - 3 Wire	6	3	—	.87 x 1.05 x .65	774037



## Cord Switches

- Place your lighting controls in a convenient location with a lamp cord toggle switch
- Available in brown or ivory
- Bulk packaging available upon request

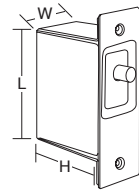


Product	Description	Color	Poles	Circuitry	Termination Style	Ratings	Dimensions (L" x W" x H")	Cat. No.
	Cord Switch	Ivory	SPST	On-Off	Pass Thru	6 Amp 125VAC, 3 Amp 250VAC, 3 Amp 125VT	1.38 x .62 x .73	774072 774072BK†
	Cord Switch	Brown	SPST	On-Off	Pass Thru	6 Amp 125VAC, 3 Amp 250VAC, 3 Amp 125VT	1.38 x .62 x .73	774071 774071BK†
	Cord Toggle Switch	Ivory	SPST	On-Off	Pass Thru	10 Amp 125VAC, 5 Amp 250VAC	2.50 x .83 x 1.28	774074 774074BK†
	Cord Toggle Switch	Brown	SPST	On-Off	Pass Thru	10 Amp 125VAC, 6 Amp 250VAC	2.50 x .83 x 1.28	774073

†Bulk Package of 100

## Door and Slide Switches

- Standard slide switch fits 9/16" x 7/8" opening
- Door switches are great for closets, turning the light on when the door is open and off when it is closed
- Door switch kit comes with metal box, cover plate and mounting hardware

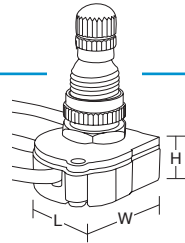


Product	Description	Color	Poles	Circuitry	Termination Style	Ratings	Dimensions (L" x W" x H")	Cat. No.
	Slide Switch	Black Slide	SPST	On-Off	Solder Terminals	10 Amp 125VAC, 5 Amp 250VAC	1.38 x .44 x .30	<b>774051</b>
	AC/DC Door Switch Kit	White Button	SPST	Normally On-(Off)	Wire Leads	10 Amp 1/3 HP 125/250VAC	1.25 x 2.75 x 2.0	<b>774026K</b> <b>774026KBK†</b>
	Door Replacement Switch	White Button	SPST	Normally On-(Off)	Wire Leads	10 Amp 1/3 HP 125/250VAC	1.17 x .69 x .98	<b>774026</b>

( ) Denotes momentary action †Bulk package of 25

## Rotary Switches

- Rotary switches are perfect for household appliances, ceiling fixtures and lamps
- Single or three-position switches available
- #18 AWG, 6" stripped wire leads
- Bulk packaging available upon request

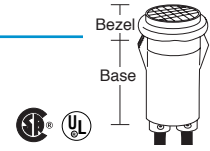


Product	Description	Color	Poles	Circuitry	Termination Style	Ratings	Dimensions (L" x W" x H")	Cat. No.
	Rotary Switch	Black Plastic	SPST	On-Off	Wire Leads	3 Amp 125VAC, 1.5 Amp 250VAC	.60 Dia x .730 overall height	<b>774063B</b> <b>774063BK†</b>
	Rotary Switch	Brass Plated	SPST	On-Off	Wire Leads	6 Amp 125VAC, 3 Amp 250VAC	.97 x .80 x .39	<b>774061</b>
	3-Way Rotary Switch	Brass Plated	SPTT	Off-On(A)-On(B)-On(A+B)	Wire Leads	6 Amp 125VAC, 3 Amp 250VAC	.86 x 1.03 x .34	<b>774062</b>
	Rotary Switch	Black Plastic	SPST	On-Off	Wire Leads	6 Amp 125VAC, 3 Amp 250VAC	.89 x .79 x .31	<b>774069</b>

†Bulk Package of 100

## Flush Indicator Lights

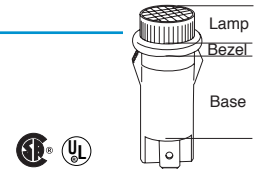
- Nylon body with flush transparent polycarbonate lens and stainless steel bezel
- 6 in. wire leads
- 1/2 in. mounting diameter
- Lamp voltage is AC/DC
- Bulk packaging available upon request



Product	Description	Lens Color	Lamp Voltage	Lamp Type	Termination Style	Height (Base" × Bezel")	Cat. No.
	Flush Indicator Light	Red	14V	Incandescent	6" Wire Leads	.91 × .10	775121*
	Flush Indicator Light	Red	28V	Incandescent	6" Wire Leads	.91 × .10	776121*
	Flush Indicator Light	Red	125V	Neon	6" Wire Leads	.91 × .10	777121*
	Flush Indicator Light	Green	125V	Neon	6" Wire Leads	.91 × .10	777221*
	Flush Indicator Light	Amber	125V	Neon	6" Wire Leads	.91 × .10	777321*

## Raised Indicator Lights

- Nylon body with raised transparent polycarbonate lens and stainless steel bezel
- 1/2 in. mounting diameter
- Lamp voltage is AC/DC
- Bulk packaging available upon request



Product	Description	Lens Color	Lamp Voltage	Lamp Type	Termination Style	Height (Base" × Bezel" × Lamp")	Cat. No.
	Raised Indicator Light	Red	14V	Incandescent	6" Wire Leads	.91 × .10 × .20	775111*
	Raised Indicator Light	Red	28V	Incandescent	6" Wire Leads	.91 × .10 × .20	776111*
	Raised Indicator Light	Green	28V	Incandescent	6" Wire Leads	.91 × .10 × .20	776211*
	Raised Indicator Light	Amber	28V	Incandescent	6" Wire Leads	.91 × .10 × .20	776311*
	Raised Indicator Light	Red	125V	Neon	6" Wire Leads	.91 × .10 × .20	777111* 777111BK†
	Raised Indicator Light	Green	125V	Neon	6" Wire Leads	.91 × .10 × .20	777211* 777211BK†
	Raised Indicator Light	Amber	125V	Neon	6" Wire Leads	.91 × .10 × .20	777311*
	Raised Indicator Light	Blue	125V	Neon	6" Wire Leads	.91 × .10 × .20	777411*
	Raised Indicator Light	Clear	125V	Neon	6" Wire Leads	.91 × .10 × .20	777511*
	Raised Indicator Light	Red	250V	Neon	6" Wire Leads	.91 × .10 × .20	778111*
	Raised Indicator Light	Green	250V	Neon	6" Wire Leads	.91 × .10 × .20	778211*
	Raised Indicator Light	Red	28V	Incandescent	.187" Spade	1.09 × .10 × .20	776112
	Raised Indicator Light	Red	125V	Neon	.187" Spade	1.09 × .10 × .20	777112
	Raised Indicator Light	Green	125V	Neon	.187" Spade	1.09 × .10 × .20	777212

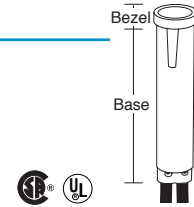
\*VDE certified

†Bulk Package of 100



## Miniature Indicator Lights

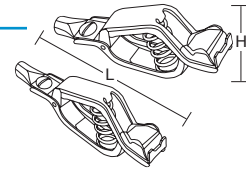
- Nylon body with flush transparent polycarbonate lens
- 6 in. wire leads
- 5/16 in. mounting diameter
- Lamp voltage is AC/DC
- Bulk packaging available upon request



Product	Description	Lens Color	Lamp Voltage	Lamp Type	Termination Style	Height (Base" × Bezel")	Cat. No.
	Miniature Indicator Light	Red	125V	Neon	6" Wire Leads	1.43 × .13	<b>777131</b>
	Miniature Indicator Light	Green	125V	Neon	6" Wire Leads	1.43 × .13	<b>777231</b>
	Miniature Indicator Light	Amber	125V	Neon	6" Wire Leads	1.43 × .13	<b>777331</b>

## Battery Clips

- Great for testing and many other electrical applications
- Insulated grips are color-coded for positive (red) and negative (black) identification
- For screw and/or crimp connections

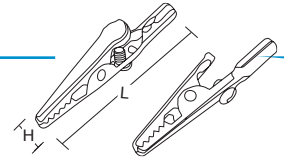


Product	Description	Amps	Dimensions (L" × H")	Jaw Opening	Wire Diameter	Quantity	Cat. No.
	Miniature General Purpose Clip	5	1-17/32 x 15/32	5/16"	9/64"	2	<b>770218L</b>
	General Purpose Clip	10	2 x 5/8	1/2"	3/16"	1 Red/1 Black	<b>170207L</b>
	Test and Battery Clip	20	2-1/2 x 5/8	5/8"	3/16"	1 Red/1 Black	<b>170208L</b>
	Test and Battery Clip	30	2-1/2 x 5/8	5/8"	3/16"	1 Red/1 Black	<b>170209L</b>
	Copper Test & Battery Clips*	40	2-7/16 x 11/16	5/8"	3/16"	2	<b>770217L</b>
	Copper Test & Battery Clips*	75	3 x 15/16	3/4"	9/32"	2	<b>770216L</b>
	Copper Test & Battery Clips*	100	4-7/64 x 19/16	1-1/16"	11/30"	2	<b>770215L</b>
	Insulated Grips for 770217L	—	3-1/2 x 3/4 ID	—	—	1 Red/1 Black	<b>770223L</b>
	Insulated Grips for 770216L	—	3-7/8 x 11/64 ID	—	—	1 Red/1 Black	<b>770219L</b>
	Insulated Grips for 770215L	—	5 x 1-13/32 ID	—	—	1 Red/1 Black	<b>770221L</b>

\*Insulators sold separately

## Alligator Clips

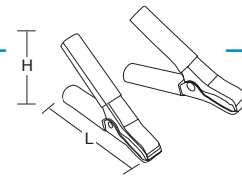
- Great for temporary connections, testing wires and troubleshooting projects
- Spring-loaded, grab-tight jaws make these clips quick and easy-to-use
- For screw and/or crimp connections



Product	Description	Amps	Dimensions (L" × H")	Jaw Opening	Wire Gauge	Quantity	Cat. No.
	Non-Insulated	—	2 × 7/16	5/16"	#22 - #14	4	770200L
	Insulated Barrel	—	2-1/2 × 7/16	5/16"	#22 - #14	1 Red/1 Black	770204L
	Fully Insulated	—	2-1/2 × 7/16	5/16"	#22 - #14	1 Red/1 Black	770205L

## Plier-Type Battery Clamps

- Great for battery charging and test equipment
- Insulated grips are color-coded for positive (red) and negative (black) identification
- For crimp or solder connections



Product	Description	Amps	Dimensions (L" × H")	Jaw Opening	Wire Dia.	Quantity	Cat. No.
	Plier-Type Battery Clip, Steel	50	2-7/8 x 2	1-1/8"	9/32"	1 Red/1 Black	770213L
	Plier-Type Battery Clip, Copper	75	2-7/8 x 2	1-1/8"	9/32"	1 Red/1 Black	770212L
	Plier-Type Battery Clip, Copper	400	6 x 4-1/2	1-9/16"	9/16"	1 Red/1 Black	770225L

## NM Cable Connectors


- Unique snap-in detents hold fitting firmly in place – eliminates the need for screws, lock nuts or clamps
- UL Listed and CSA Certified for 14/2, 14/3, 12/2, 12/3, 10/2, 10/3 and for double-runs of 14/2 and 12/2 NM sheathed cable



Description	Quantity	Cat. No.
12 in. NM Cable Connector	100	1050

## Spacer Shims

- Eliminates the need to cut plate screws for "GFCI" decorator devices when installing on tile, marble, etc.
- Supports loose outlets
- Prevents broken face plates
- Snaps over #6, #8, #10 screws
- Also works as a shim



Description	Quantity	Cat. No.
Caterpillar	5	772450
Caterpillar	25	172451
Caterpillar	500	772451

## Flange-Type Plastic Anchors



- Multi-purpose use in solid materials or hollow walls, will not fall through
- For use with sheet-metal or wood screws
- High-impact plastic construction resists moisture, corrosion and deterioration

Description	Screw Size	Drill Size (In.)	Quantity	Cat. No.
Yellow – 7/8 in. long	6-8-10	3/16	100	<b>90-041</b>
Red – 1 in. long	10-12	1/4	100	<b>90-042</b>
White – 1-1/2 in. long	14-16	5/16	50	<b>90-044</b>

## Flange-Type Plastic Anchor Kits

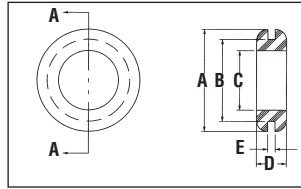


- Kits include flange-type anchors, slotted/Phillips head screws and masonry bit
- Convenient plastic storage container

Contents	Cat. No.
100 # 6-8-10 x 7/8 in. Flange-type anchors, 100 # 8 x 1 in. combo-head, sheet-metal screws & 1-3/16 in. masonry bit (carbide-tipped)	<b>90-051</b>
100 # 10-12 x 1 in. Flange-type anchors, 100 # 10 x 1-1/4 in. combo-head, sheet-metal screws & 1-1/4 in. masonry bit (carbide-tipped)	<b>90-052</b>
100 # 10-12 x 1 in. Flange-type anchors, 100 # 12 x 1 in. combo-head, sheet-metal screws & 1-1/4 in. masonry bit (carbide-tipped)	<b>90-053</b>
40 # 14-16 x 1-1/2 in. Flange-type anchors, 40 # 14 x 1-1/2 in. combo-head, sheet-metal screws 1-5/16 in. masonry bit (carbide-tipped)	<b>90-054</b>
100 # 10-12 x 1 in. Flange-type anchors, 100 # 10 x 1 in. combo-head, sheet-metal screws & 1-1/4 in. masonry bit (carbide-tipped)	<b>90-055</b>

## Grommets\*

- Installs instantly! Flexible PVC grommets side slotted 1/16" for quick installation
- Snap into holes in electrical boxes, sheet metal, auto firewalls and more
- Prevents steel and other sharp edge chafing of wire insulation or cording
- Black, PVC, flexible, 60 durometer




Description	A	B	C	D	E	Quantity	Cat. No.
1/4" Grommets	9/16	.37	1/4	.28	3/32	6	<b>774114</b>
1/4" Grommets	9/16	.37	1/4	.28	3/32	25	<b>774116</b>
1/4" Grommets	9/16	.37	1/4	.28	3/32	1,000	<b>774114BK</b>
3/8" Grommets	43/64	.49	3/8	.28	1/16	5	<b>774138</b>
3/8" Grommets	43/64	.49	3/8	.28	1/16	25	<b>774137</b>
1/2" Grommets	55/64	.69	1/2	.25	1/16	4	<b>774112</b>
1/2" Grommets	55/64	.69	1/2	.25	1/16	25	<b>774113</b>
3/4" Grommets	15/64	1.0	3/4	.31	1/16	3	<b>774134</b>
3/4" Grommets	15/64	1.0	3/4	.31	1/16	25	<b>774136</b>

\*Buchanan branded

## Wire Marker Booklets\*

- Self-sticking on wire and cable
- Perforated 1/4" x 1-1/2" markers
- For applications above or below ground
- Resists abrasion, moisture, dirt and oil
- Non-smear black legend ensures high visibility

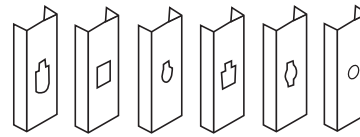
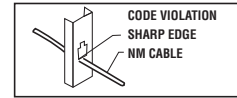
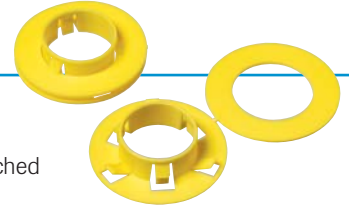


Legend	Quantity	Cat. No.
0-9	45	<b>775101</b>
A-Z, 0-15, +, -, /	10	<b>775102</b>
1-45	10	<b>775103</b>
46-90	10	<b>775104</b>

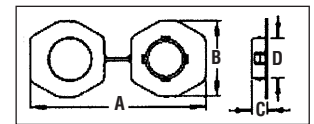
\*Buchanan branded

## Universal Metal Stud Bushings

- Non-metallic stud bushing fits all hole configurations you are likely to encounter in pre-punched steel studs
- Long pulls of cable slide smoothly through the bushing, make a difficult job easier
- Protects wire without falling out of the hole




Common hole configurations in metal studs.



Description	A	B	C	D	Quantity	Cat. No.
Stud Bushing	5.670	2.50	.505	1.30	25	<b>772271</b>

## Multi-Purpose Cable Ties

- General purpose cable tie for every day bundling and cable management
- UL recognized



Size	Color	Tensile Strength (lbs.)	Pkg. Qty.	Cat. No.
<b>Miniature Ties</b>				
4"	Natural	18	100	<b>B-4-18-9-C</b>
4"	Natural	18	1000	<b>B-4-18-9-M</b>
4"	UV Black	18	100	<b>B-4-18-0-C</b>
4"	UV Black	18	1000	<b>B-4-18-0-M</b>
8"	Natural	18	100	<b>B-8-18-9-C</b>
8"	UV Black	18	100	<b>B-8-18-0-C</b>
<b>Intermediate Ties</b>				
6"	Natural	40	100	<b>B-6-40-9-C</b>
6"	Natural	40	1000	<b>B-6-40-9-M</b>
6"	UV Black	40	100	<b>B-6-40-0-C</b>
6"	UV Black	40	1000	<b>B-6-40-0-M</b>
11"	Natural	40	100	<b>B-11-40-9-C</b>
11"	UV Black	40	100	<b>B-11-40-0-C</b>
<b>Standard Ties</b>				
8"	Natural	50	100	<b>B-8-50-9-C</b>
8"	Natural	50	500	<b>B-8-50-9-D</b>
8"	Natural	50	1000	<b>B-8-50-9-M</b>
8"	UV Black	50	100	<b>B-8-50-0-C</b>
8"	UV Black	50	1000	<b>B-8-50-0-M</b>
8"	Red	50	100	<b>B-8-50-2-C</b>
8"	Green	50	100	<b>B-8-50-5-C</b>
11"	Natural	50	100	<b>B-11-50-9-C</b>
11"	Natural	50	300	<b>B-11-50-9-300</b>
11"	Natural	50	500	<b>B-11-50-9-D</b>
11"	UV Black	50	100	<b>B-11-50-0-C</b>
11"	UV Black	50	500	<b>B-11-50-0-D</b>
14"	Natural	50	100	<b>B-14-50-9-C</b>
14"	Natural	50	500	<b>B-14-50-9-D</b>
14"	UV Black	50	100	<b>B-14-50-0-C</b>
14"	UV Black	50	500	<b>B-14-50-0-D</b>
<b>Heavy-Duty Ties</b>				
11"	Natural	120	100	<b>B-11-120-9-C</b>
11"	UV Black	120	100	<b>B-11-120-0-C</b>
14"	Natural	120	50	<b>B-14-120-9-L</b>
14"	UV Black	120	50	<b>B-14-120-0-L</b>
17"	Natural	175	50	<b>B-17-175-9-L</b>
17"	UV Black	175	50	<b>B-17-175-0-L</b>
21"	Natural	175	50	<b>B-21-175-9-L</b>
21"	UV Black	175	50	<b>B-21-175-0-L</b>
24"	Natural	175	50	<b>B-24-175-9-L</b>
24"	UV Black	175	50	<b>B-24-175-0-L</b>
30"	Natural	175	50	<b>B-30-175-9-L</b>
30"	UV Black	175	50	<b>B-30-175-0-L</b>
36"	UV Black	175	50	<b>B-36-175-0-L</b>
36"	Natural	175	50	<b>B-36-175-9-L</b>
48"	Natural	175	50	<b>B-48-175-9-L</b>
48"	UV Black	175	50	<b>B-48-175-0-L</b>

Size	Color	Tensile Strength (lbs.)	Pkg. Qty.	Cat. No.
<b>Assorted Cable Tie Packages</b>				
<b>B-AST-4811-9-7C Includes:</b>				
4"	Natural	18	200	<b>B-4-18-9-C</b>
8"	Natural	50	300	<b>B-8-50-9-C</b>
11"	Natural	50	200	<b>B-11-50-9-C</b>
<b>B-ASST-650C Cannister Includes:</b>				
4"	Assorted	18	200	—
4"	Natural	18	100	<b>B-4-18-9-C</b>
8"	Natural	50	300	<b>B-8-50-9-C</b>
11"	Natural	50	50	<b>B-11-50-9-C</b>
<b>B-ASST-500C Cannister Includes:</b>				
4"	Natural	18	200	<b>B-4-18-9-C</b>
6"	Natural	40	100	<b>B-6-40-9-C</b>
8"	Natural	50	200	<b>B-8-50-9-C</b>
<b>B-AST-48-0-200 Tube Includes:</b>				
4"	UV Black	18	100	<b>B-4-18-0-C</b>
8"	UV Black	50	100	<b>B-8-50-0-C</b>
<b>B-AST-48-9-200 Tube Includes:</b>				
4"	Natural	18	100	<b>B-4-18-9-C</b>
8"	Natural	50	100	<b>B-8-50-9-C</b>
<b>Mounting Ties</b>				
6"	Natural	30	100	<b>B-6-30MT-9-C</b>
8"	Natural	50	100	<b>B-8-50MT-9-C</b>
8"	UV Black	50	100	<b>B-8-50MT-0-C</b>
14"	Natural	50	100	<b>B-14-50MT-9-C</b>
14"	UV Black	50	100	<b>B-14-50MT-0-C</b>
<b>Mounting Pads</b>				
3/4" x 3/4"	Natural	N/A	100	<b>BMP-750-9-C</b>
3/4" x 3/4"	UV Black	N/A	100	<b>BMP-750-0-C</b>
1" x 1"	Natural	N/A	100	<b>BMP-1000-9-C</b>
1" x 1"	UV Black	N/A	100	<b>BMP-1000-0-C</b>
<b>Cable Clamps</b>				
1/8"	Natural	N/A	100	<b>BCCL-125-9-C</b>
1/4"	Natural	N/A	100	<b>BCCL-250-9-C</b>
3/8"	Natural	N/A	100	<b>BCCL-375-9-C</b>
1/2"	Natural	N/A	100	<b>BCCL-500-9-C</b>
<b>Installation Tools</b>				
Tighten-n-Trim Cable Tie Tool			<b>BCTT-100</b>	
Standard Cable Tie Tool			<b>BCTT-200</b>	



## How to Select Resurfacer Grade

### Small Motor and Pocket Resurfacers

Grade code letters designate the following grade combinations:

- A** Medium/Finish
- B** Coarse/Finish
- D** Finish/Polish
- G** Coarse/Medium
- H** Medium/Polish

### All Other Resurfacers

Resurfacers for commutators and copper-alloy slip rings are made in five grades:

- X** Extra coarse—very fast cutting, for “hogging” off excessive copper
- C** Coarse—fast cutting
- M** Medium—for general use, high mica, small ridges and burns
- F** Finish—for use after the three grades above, for periodic application and for removing small burns and ridges immediately after their appearance
- P** Polish—very fine grade (220 aggregate grain) for burnish finish

For all resurfacers, specify grade by adding the appropriate letter as a suffix to the catalog number. (Example: 80-475M for medium grade.)

## How to Select Resurfacer Size

Size is always written length x width x thickness (working face area x depth of stone). For handle types, the handle is mounted parallel to the first dimension. Always use a resurfacer with the largest face possible (length x width). Thickness should be governed by clearance around commutator or ring.

### Commutator Resurfacers

The resurfacer should have a width of approximately 3/4 the length of the commutator bar and as long as will conveniently go between the brush riggings. For periodic application, three or four sizes are generally sufficient. After determining approximate dimensions, select nearest standard size and type.

### Slip Ring Resurfacers

When space permits, use a resurfacer about 1 in. wider than the face width of the ring. Length should be at least three times greater than the longest flat spot to bridge over and ensure a true ring.

## Small Motor-Type Resurfacer

- Different grades of stone on each end
- 10 in. handle
- For use on small fractional horsepower motors




Size (Inches)	Grades	Cat. No.
3/4 x 1/2 x 3/8	A, B, D, G, H	80-012*

\*Add grade letter suffix to Cat. No. Please allow 2-3 weeks for delivery.

## Tool-Type Resurfacer

- For use in lathe-turning device
- Two resurfacers required for each grinder



Sizes (Inches)	Grades	Cat. No.
3/4 x 3/4 x 3	C, M, F, P	80-504*
1 x 1-1/2 x 6-1/2		80-454*
1 x 2 x 8		80-461*
2 x 2 x 8		80-475*

\*Add grade letter suffix to Cat. No. Please allow 2-3 weeks for delivery.

## Pencil-Type Resurfacer

- For use on fans, signal motors, auto generators, locomotive headlight motors and other fractional horsepower motors

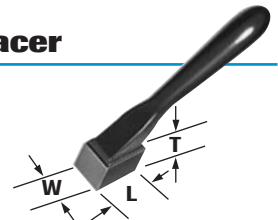


Size (Inches)	Grades	Cat. No.
5/8 x 3/8 x 6	C, M, F, P	80-075*

\*Add grade letter suffix to Cat. No. Please allow 2-3 weeks for delivery.

## Tramway-Handle Resurfacer

- Handle shaped to ensure secure grip
- 10-1/2 in. handle permanently mounted at 45° angle




Sizes (Inches)	Grades	Cat. No.
2 x 1-1/2 x 2	C, M, F, P	80-255*
2 x 2 x 2		80-265*

\*Add grade letter suffix to Cat. No. Please allow 2-3 weeks for delivery.

## Powr-Polish™ Flexible Abrasive

- Fine-grain, non-dusting abrasive held together by a flexible bond
- Serves as both commutator cleaner and burnisher
- Removes dirt and grease—imparts super-finished surface
- Non-conductive and non-loading



Sizes (Inches)	Cat. No.
3/8 x 1/2 x 5	<b>82-001</b>
3/8 x 3/4 x 5	<b>82-002</b>
5/8 x 1 x 5	<b>82-003</b>
1 x 2 x 5	<b>82-004</b>
1 x 4 x 5	<b>82-005</b>
1/8 x 1 x 5	<b>82-006</b>

Please allow 2-3 weeks for delivery.

## Commutator Smoothie® Resurfacing Tool



- Designed to smooth commutators of auto generators, starting motors and other similar equipment
- 8-1/2 in. plastic handle with a 5/16 in. x 7/8 in. x 11/16 in. resurfacer on each end
- Features one polish-grade and one finish-grade resurfacer
- Bent handle reaches into any motor frame
- Non-conductive for user safety

Description	Cat. No.
Commutator Smoothie® Resurfacing Tool	<b>80-033</b>

Please allow 2-3 weeks for delivery.

## Brush Seater and Commutator Cleaner



- Gentle acting abrasive for seating carbon brushes and cleaning commutators and slip rings
- Soft, loosely bound grain produces a scouring effect when held against commutator
- Will not remove or scratch copper
- Self-cleaning
- Available in soft(S), medium(M) and hard(H) grades

Sizes (Inches)	Grades	Cat. No.
1/4 x 1/4 x 4-3/4	M, H	<b>23-001*</b>
1/2 x 1/4 x 4-3/4	M, H	<b>23-002*</b>
3/8 x 3/8 x 4-3/4	M, H	<b>23-003*</b>
1/2 x 3/8 x 4-3/4	S, M, H	<b>23-004*</b>
1/2 x 1/2 x 4-3/4	S, M, H	<b>23-005*</b>
5/8 x 1/2 x 4-3/4	S, M, H	<b>23-006*</b>
3/4 x 1/2 x 4-3/4	S, M, H	<b>23-007*</b>
1-1/8 x 5/8 x 4-3/4	S, M, H	<b>23-008*</b>
1/2 x 1 x 4-3/4	S, M, H	<b>23-027*</b>
1 x 1 x 4-3/4	—	<b>23-035S</b>
2 x 1 x 4-3/4	—	<b>23-036S</b>
3 x 2 x 4	—	<b>23-039S</b>
3 x 2 x 6	—	<b>23-041S</b>
3 x 2 x 8	—	<b>23-042S</b>

\*Add grade letter suffix to Cat. No.

Please allow 2-3 weeks for delivery.

# Alphabetical Index

Item	Page	Item	Page	Item	Page	Item	Page
1000 Amp Clamp Meter	E-13	Arbors, Hole Saw	C-48	<b>C</b>			
1000V Insulated Screw-Holding Screwdriver	C-45	Auger Bit Extensions	C-52	Cabinet Tip Screwdrivers	C-27	CCTV/Security Tester, SecuriTEST™	F-8
10-in-1 Screwdriver/Nutdriver	C-29	Auger Bits, Nailbiter™ Ship	C-52	Cable Certification Testers, LANTEK®	F-2, F-3	Cell Phone Pouch	C-39
310 Series Digital Meter	E-7	Augers	C-52	Cable Cutter, Ratcheting	C-30	Center Conductor Cutter	F-11
3-Phase Power Analyzer	E-20, E-21	Augers, RESI-MASTER™ Heavy-Duty Ship	C-52	Cable Cutter, Telco Ratcheting	C-30	Channel Clamps	A-62
3-Phase/Motor Rotation Tester	E-30	Automatic Blade Lock Measuring Tape	C-33	Cable Cutters	C-19, C-23	Circuit Analyzers, SureTest®	E-23
400 Amp Clamp Meter	E-11	Aviation Tin Snips	C-56	Cable Cutters, Long-Arm	C-30	Circuit Breaker Lockout System	D-25
4-in-1 Test Tool	E-10	Awl	C-28	Cable Cutters, NM	G-13	Circuit Breaker Lockout System, Oversized	D-23
5-in-1 Non-Conductive Screwdriver/Nutdriver	C-45	<b>B</b>				Circuit Breaker Lockouts, Miniature	D-24
5-in-1 Screwdriver/Nutdriver	C-29	Bag, Cable Tie	D-2	Circuit Identifiers	E-24	Circuit Breaker Lockouts, Miniature	D-24
600 Amp Clamp Meter	E-12	Bag, Lockout/Tagout	D-20	Circuit Tester	E-29	Circuit Tester, SureTest® Arc	E-25
600 Series Pocket Meter	E-7	Bags, Large Mouth	C-41	Circuit Testers, E-Z Check®	E-25	Circuit Tracers, SureTest®	E-17
61-350 Series Meters	E-5	Ball Valve Lockout Devices	D-38	Circuit Tracers, SureTest® Open/Closed	E-16	Clamp Adapters, Current	E-31
6-in-1 Twist-a-Nut™ Tapping Tool	C-25	Barricade Tapes	D-18	Clamp Adapters, Flexible	E-31	Clamp Meter Selection Guide	E-9
7-in-1 Twist-a-Nut™ Screwdriver	C-24	Barrier Strips	A-26	Clamp Meter, 1000 Amp	E-13	Clamp Meter, 1000 Amp	E-13
9-in-1 Ratch-a-Nut™ Screwdriver	C-24	Bases, Screw Mounting	D-6	Clamp Meter, 400 Amp	E-11	Clamp Meter, 400 Amp	E-11
<b>A</b>				Basic Data & Video Kit	F-18	Clamp Meter, 600 Amp	E-12
Abrasive, Powr-Polish™ Flexible	G-18	Battery Clamps, Plier-Type	G-13	Clamp Meter, Analog	E-14	Clamp Meter, Analog	E-14
ABS™ Signal Thrower™	F-9	Battery Clips	G-12	Clamp Meter, Ground Resistance	E-18	Clamp Meter, Leakage Current	E-14
ABS™ Tester	F-9	B-CAP® Wire Connectors	A-36	Clamps	A-32	Clamps	D-7
Accessories, Grounding	A-15	Belt Bag™ Supplies Pouch	C-40	Clamps, Channel	A-62	Clamps, Plier-Type Battery	G-13
Accessories, Heat Gun	D-15	Belts	C-39	Cleaner, Brush Seater	G-18	Cleaner, Commutator	G-18
Accessories, Toggle Switch	G-5	Bender Handles	B-13	Cleaner, Commutator	G-18	ClearGlide™ Wire Pulling Lubricant	B-10
Accessory Kits, Tuff-Rod™ Fishing Pole	B-7	Bender Putter	B-12	Clips, Alligator	G-13	Clips, Battery	G-12
Adapter, Thermocouple	E-4, E-32	Bender, Pocket Guide	B-14	CMP Compression Connectors	F-15	Coax Cable Stripper	F-12
Adapters, Current Clamp	E-31	Benders, Aluminum	B-13	Coax Cable Stripper	F-12	Coax Connector Tool	F-17
Adapters, Flexible Clamp	E-31	Benders, Conduit	B-13	Coax Connector Tool	F-17	Coax Strip & Crimp Tool	C-6, F-13
Adapters, Modular	F-10	Benders, Ductile Iron	B-13	Coax Stripmaster® Wire Strippers	F-12	Coax Strippers	F-12
Adjustable Cable Lockout	D-38	Bilingual Lockouts & Tags	D-40	Coax Strippers, Toggle®	F-12	Coax Strippers, Toggle®	F-12
Adjustable Can Light Hole Saw	C-49	Bits, Flexible Drill	C-54	Coax/UTP Cable Stripper	F-12	Coax/UTP Cable Stripper	F-12
Adjustable Wrenches	C-32	Bits, Installer	C-52	Coaxial Cable Straps	D-11	Coaxial Cable Straps	D-11
Alligator Clips	G-13	Blades, Die-Type	C-9, C-10	Coaxial Connectors, BNC	F-22	Coaxial Connectors, BNC	F-22
Aluminum Benders	B-13	Blades, Hacksaw	B-14, C-56	Coaxial Connectors, F-Series	F-16	Coaxial Selection Chart	F-25
Aluminum Safety Lockout Padlocks	D-39	Blades, Knife-Type	C-13, C-14	Combo Cases™	E-15	Combo Tool	C-6
Amplifier Probe	F-9	Blades, Reciprocating	C-50, C-51	Commutator Cleaner	G-18	Commutator Smoothie® Resurfacing Tool	G-18
Analog Clamp Meter	E-14	Block, Grounding	F-17	Commutator Smoothie® Resurfacing Tool	G-18	Compression Connector Installer Kit	F-20
Analog Multimeters	E-8	BNC Coaxial Connectors	F-22	Compression Connector Installer Kit	F-20		
Anchor Kits, Flange-Type Plastic	G-14	BNC Compression Connectors	F-15				
Anchors, Flange-Type Plastic	G-14	Booklets, Wire Marker	D-16				
Anti-Oxidant, Noalox®	A-28, B-12	Booklets, Write-On Wire	D-16				
Appliance Rocker Switches	G-7	Box, Group Lock	D-20				
Apron, Supplies	C-40	Breaker Lockout, Hinged Single-Pole	D-24				
Aqua-Gel® CW Cable Pulling Lubricant	B-11	Breaker Lockout, Large	D-23				
Aqua-Gel® II Cable Pulling Lubricant	B-11	Breaker Lockout, Multi-Pole	D-23				
Aqua-Gel® IIP Cable Pulling Lubricant	B-11	Breaker Lockout, Single-Pole	D-23				
Arbor Extension, Hole Saw	C-48	Breaker Lockout, Universal	D-24				
		Brush Seater Cleaner	G-18				
		B-TAP® Connectors	A-40				
		Bucket Bag Tool Carrier	C-40				
		Bushings, Universal Metal Stud	G-15				
		Butt Splices	A-21, A-22				

Item	Page
Compression Connectors, BNC	F-15
Compression Connectors, CMP	F-15
Compression Connectors, Mini	F-16
Compression Connectors, Universal	F-15
Compression F-Connector Port Seals	F-16
Compression Tool, Economy	F-15
Compression Tools, OmniSeal™	F-15
Compression Tools, OmniSeal™ Pro	F-15
Conduit Benders	B-13
Conduit Deburring Tool, Twist-a-Nut™	B-12
Conduit Markers	D-17
Conduit Measuring Tape	B-15
Connector Removal Tools	F-22
Connector Tool, Coax	F-17
Connectors, BNC Coaxial	F-22
Connectors, B-TAP®	A-40
Connectors, Crimp	A-27
Connectors, F-Series Coaxial	F-16
Connectors, Grounding	A-14
Connectors, Insulation Displacement	F-24
Connectors, Mini Compression	F-16
Connectors, Powr-Connect™ Grounding	A-32
Connectors, Push-On	F-16
Connectors, Tap	A-40
Connectors, Tap Splice	A-22
Connects, Quick	A-25
Continuity Tester	E-29
Contractor-Grade Multimeters	E-3, E-6
Cord Switches	G-9
Covers	A-63
Covers, Terminal Strip	A-25
Crimp Connectors	A-27
Crimp Connectors, Pre-Insulated	A-27
Crimp Connectors, Splice Cap	A-39
Crimp Terminals	A-16
Crimp Tool	C-31
Crimp Tool & Mechanical Indenter	C-31
Crimp Tool, Coax Strip &	F-13
Crimp Tool, Four-Way	A-39
Crimp Tool, Heavy-Duty	C-31
Crimp Tool, Ratchet	C-31
Crimp Tools, 4-Way Indent	F-17
Crimp Tools, Crimpmaster™	F-13
Crimpmaster™ 10Base-T Kit	F-19
Crimpmaster™ Crimp Tools	F-13
Crimpmaster™ Die Sets	F-13, F-14
Crimpmaster™ F-Type Connector Kit	F-21
Crimpmaster™ Twisted Pair Kit	F-19

Item	Page
Current Clamp Adapters	E-31
Custom Stripmaster® Lite Wire Strippers	C-8, C-9
Custom Stripmaster® Wire Strippers	C-8, C-9
Cutter, Center Conductor	F-11
Cutter, PowerBlade™ Cable	C-30
Cutter, Serrated	F-26
Cutters, Cable	C-19, C-23
Cutters, NM Cable	G-13
Cutters, Rotary BX/MC	C-7, C-31
Cutters, T®-Cutter Wire	C-4
Cyclops® Data Cable Stripper	F-12

**D**

Data Cable Staples	D-11
Data T®-Cutter	F-11
Data T®-Cutters	C-6
Data/Video Kit	F-18
DataComm Tool Kits	F-17
Deburring Tools, Twist-a-Nut™ Conduit C-25	
Deluxe Cable Service Kit	F-20
Detectable Underground Tapes	D-18
Device, Fuse Blockout	D-37
Diagonal-Cutting Pliers	C-18, C-21
Die Sets, Crimpmaster™	F-13, F-14
Die-Type Blades	C-9, C-10
Digital Cable Splitter	F-17
Digital Light Meter	E-30
Digital Meter, 310 Series	E-7
Diplexer	F-17
Disconnect, PowerPlug™ Luminaire	A-11
Disconnects	A-18, A-19, A-20, A-21
Dispenser, Wire Marker	D-17
Divider Pouch™ Small Parts Bag	C-40
Door Switches	G-10
Double Insulated Plastic Toggle Switches	G-5
Drill Bits	C-53
D-Sub/Double-D Service Tool	F-11
Duct Seal	B-12
Ductile Iron Benders	B-13
Ductile Iron Hickeys	B-14

**E**

Economy 10Base-T Kit	F-19
Economy CATV Compression Kit	F-18
Economy Compression Kit	F-18
Economy Compression Tool	F-15
Economy Data & CATV Kit	F-17
Economy Round Cable and Wire Cutter	F-11
Electric Plug Lockout	D-37
Electrician's Carrier™ Tool Bag	C-41

Item	Page
Electrician's Hole Saw Kit	C-48
Electrician's Knife	C-33
Electrician's Scissors	F-11
Electrician's Step Bit Kit	C-53
Electrician's Tool Pouch	C-39
End Caps, Thermo-Shrink®	D-14
Engraving Tools	C-32
Entrance Staples, Carbon Steel Service	D-11
Entrance Straps, Plastic Insulated Service	D-11
Ergonomic Hacksaw	B-14, C-56
Extensions, Auger Bit	C-52
Extra Heavy-Duty Toggle Switches	G-4
E-Z Check® Circuit Testers	E-25

**F**

Fault Finder, Visual	
Fiber Inspection Microscope	F-28
Fiber Insulated Cable Staples	D-11
Fiber Optic Scribes	F-27
Fiber Optic Swabs	F-27
Fiber Stripper, Lite-Strip™ Optical	F-26
Fiber Stripper, MiniLite-Strip™ Optical	F-26
Fiberglass-Handled Hammer	C-32
FIBERTEK™	F-5
Field Application Kits, Fish Tape	B-6
Films, Polishing	F-27
Fish Tape Field Application Kits	B-6
Fish Tape Leaders	B-6
Fish Tape Puller	B-6
Fish Tape Replacement Cases	B-6
Fish Tape Selection Chart	B-3
Fish Tape Swivel Ball	B-6
Fish Tape, Rapid-Pak®	B-3, B-5
Fish Tape, Thumb-Winder™	B-3, B-5
Fish Tape, Tuff-Grip™ Pro	B-3, B-4
Fish Tapes, Tuff-Grip™	B-5
Fish Tapes, Zoom™	B-5
Fishing Poles, Tuff-Rod™	B-7
Flange-Type Plastic Anchor Kits	G-14
Flange-Type Plastic Anchors	G-14
Flash Protection Labels & Signs	D-42
Flexible Abrasive, Powr-Polish™	G-18
Flexible Bit Extension	C-55
Flexible Bit Replacement Tool	C-55
Flexible Bits, High-Speed	C-55
Flexible Bits, Masonry	C-55
Flexible Bits, Screw Point	C-54
Flexible Bits, Serrated	C-54
Flexible Clamp Adapters	E-31
Flexible Drill Bits	C-54
Flexible Tubing	D-7
Flush Indicator Lights	G-11

Item	Page
Foam Carriers	B-16
Folding Saw	C-56
Four-Way Crimp Tool	A-39
Four-Way Crimp Tool	C-31
Four-Way Indent Tool	F-17
F-Series Coaxial Connectors	F-16
Full-Size Rocker Switches	G-6
Fuse Blockout Device	D-37
Fuse Pull & Test Light	C-45
Fuse Pullers	C-45

**G**

Gate Valve Lockouts	D-38
Generator, Tone	F-9
Gloves, Cable Gripping	B-12
Greenie® Grounding Connector	A-5
Grip-N-Strip™ End Stripper	C-7
Gripper Pads	C-11
Grips, Tenite	C-23
Grommets	G-15
Ground Resistance Clamp Meter	E-18
Grounding Accessories	A-15
Grounding Block	F-17
Grounding Connector, Greenie®	A-5
Grounding Connectors	A-14
Grounding Connectors, Powr-Connect™	A-32
Grounding Tails	A-15
Group Lock Box	D-20
Guide, Pocket Bender	B-14

**H**

Hacksaw Blades	B-14, C-56
Hacksaw, Ergonomic	B-14, C-56
Hacksaw, Heavy-Duty	B-14, C-56
Hacksaw, Mini	C-56
Halar® Ties	D-2
Hammer	C-32
Hammer Holder	C-39
Hand Tools, Laseredge™	C-16 thru C-19
Hand Tools, WireMan	C-20 thru C-23
Hand-held Insulation Tester, MEGGER®	E-19
Handles, Bender	B-13
Handles, Hickey	B-14
Handling Ties	D-2
Hasps, Safety Lockout	D-40
Hawkbill Knife	C-33
Heat Elite Heat Gun Kit	D-15
Heat Elite Plus Heat Gun Kit	D-15
Heat Elite Pro Heat Gun Kit	D-15
Heat Gun Accessories	D-15
Heat Gun Kit, Heat Elite	D-15
Heat Gun Kit, Heat Elite Plus	D-15
Heat Gun Kit, Heat Elite Pro	D-15



# Alphabetical Index

Item	Page	Item	Page	Item	Page	Item	Page
Heat Shrink Kit, Thermo-Shrink®	D-15	Insulation Tester, MEGGER® Hand-held	E-19	Level, Torpedo	C-33	Long-Nose Pliers	C-18, C-22
Heat Shrinkable Tubing	D-12, D-13, D-14	Insulators, Splice Cap	A-39	Lever Switches	G-9	Lugs, Termend®	A-39
Heavy-Duty Crimp Tool	C-31	Insulators, Wrap-Cap®	A-27	Lever™-Snips Electrician's Scissors	F-11		
Heavy-Duty Hacksaw	B-14, C-56	In-Sure™ Push-In Wire Connectors	A-12	Light Meter	E-30	<b>M</b>	
Heavy-Duty Lockout Tags	D-40			Light-Duty Toggle Switches	G-4	Magnetic Hand Strap	E-3, E-5
Heavy-Duty Toggle Switches	G-2, G-3	<b>J</b>		Lights, Flush Indicator	G-11	Magnetic-Tip Measuring Tape	C-33
Hex-Key Sets	C-33	Jab Saw	C-56	Lights, Miniature Indicator	G-12	Markers, Conduit	D-17
Hickey Handles	B-14	Jacket Stripper, Simplex/Duplex	F-26	Lights, Raised Indicator	G-11	Markers, Voltage	D-17
Hickeys	B-14	Jacks, Surface	F-23	Line Packages	B-16	Marking Pens	D-17, D-39
Hickeys, Ductile Iron	B-14	Journeyman Electrician's Tote™	C-41	Line Splitter	E-31	Masonry Flexible Bits	C-55
High-Speed Flexible Bits	C-55	Jumpers	A-25, A-63	Lineman's Jack Knife	C-33	Master Electrician's Hole Saw Kit	C-48
High-Temperature Wire Connectors	A-3			LinkMaster™ PRO SL Tester	F-7	Master Electrician's Tote™	C-41
Hinged Single-Pole Breaker Lockout	D-24	<b>K</b>		LinkMaster™ PRO Tester	F-7	Measuring Tape, Automatic Blade Lock	C-33
Hip Holster Tool Pouch	C-39	Keystone Tip Screwdrivers	C-27	LinkMaster™ Tester	F-10	Measuring Tape, Conduit	B-15
Hole Saw Arbor Extension	C-48	Kinetic™ Reflex™ T™-Stripper Wire Strippers	C-3	Lite-Strip™ Optical Fiber Stripper	F-26	Measuring Tape, Magnetic-Tip	C-33
Hole Saw Arbor Replacement Bits	C-48	Kinetic™ Super Wire Strippers	C-3	Load Centers	D-16	Mechanical Indentor & Crimp Tool	C-31
Hole Saw Arbors	C-48	Kit, Cable Splicing	F-11	Lock Box, Group	D-20	Mechanical Lugs, Powr-Connect™	A-29, A-30, A-31, A-32, A-33
Hole Saw Kit, Electrician's	C-48	Kit, Modular Plug Tool	F-10	Lock Labels	D-39		
Hole Saw Kit, Master Electrician's	C-48	Kit, DataComm	F-17, F-18, F-19, F-20, F-21	Lock Stations	D-20	Mechanic's Tool Bag	C-41
Hole Saw Kits	C-48	Hole Saw	C-48	Locking Cable, Python™ Adjustable	D-41	Medium Toggle Switches	G-4
Hole Saw, Adjustable Can Light	C-49	Lockout/Tagout	D-19, D-20, D-21	Lockout Devices, Ball Valve	D-38	MEGGER® 3-Pole Meter	E-18
Hole Saws	C-47	Test Lead	E-33	Lockout Hasps, Safety	D-40	MEGGER® 4-Pole Meter	E-18
Hole Saws, Recessed Lighting	C-49	Knife, Cable Splicing	F-11	Lockout Padlocks	D-39	MEGGER® 5kV Insulation Tester	E-19
Hole Saws, Tungsten Carbide Grit	C-49	Knife, Electrician's	C-33	Lockout Padlocks, Aluminum Safety	D-39	MEGGER® Earth Resistance Lead Set Kit	E-18
		Knife, Hawkbill	C-33	Lockout Signs	D-42	MEGGER® Hand-held Insulation Tester	E-19
<b>I</b>		Knife, Insulated	C-44	Lockout System, Circuit Breaker	D-25	Metal Insulated Staple	D-10
IDEAL Wipes™	C-32	Knife, Lineman's Jack	C-33	Lockout Tags, Heavy-Duty	D-40	Meter, 1000 Amp Clamp	E-13
Identification Ties	D-6	Knife, Utility	C-33	Lockout, Adjustable Cable	D-38	Meter, 310 Series Digital	E-7
Identifiers, Circuit	E-24	Knife-Type Blades	C-13, C-14	Lockout, Cable	D-38	Meter, 400 Amp Clamp	E-11
Indicator Lights, Flush	G-11	Knives, Pocket	C-33	Lockout, Electric Plug	D-37	Meter, 600 Amp Clamp	E-12
Indicator Lights, Miniature	G-12	K-type Thermocouple	E-4, E-32	Lockout, Hinged Single-Pole Breaker	D-24	Meter, 600 Series Pocket	E-7
Indicator Lights, Raised	G-11			Lockout, Large Breaker	D-23	Meter, Analog Clamp	E-14
Industrial Lockout/Tagout Station	D-22	<b>L</b>		Lockout, Multi-Pole Breaker	D-23	Meter, Ground Resistance Clamp	E-18
Industrial-Grade Multimeters	E-4	Labels, Flash Protection	D-42	Lockout, Single-Pole Breaker	D-23	Meter, Leakage Current Clamp	E-14
Infrared Thermometer	E-30	Labels, Lock	D-39	Lockout, Universal Breaker	D-24	Meter, Light	E-30
Installation Tools, Cable Tie	D-9	LANTEK® 6 Cable Certification Tester	F-2, F-3	Lockout/Tagout Kit, Basic	D-19	Meter, MEGGER® 3-Pole	E-18
Installer Bits	C-52	LANTEK® 6A Cable Certification Tester	F-2, F-3	Lockout/Tagout Kit, Industrial	D-21	Meter, MEGGER® 4-Pole	E-18
Installer Kit	F-21	LANTEK® 7G Cable Certification Tester	F-2, F-3	Lockout/Tagout Kit, Starter	D-19	Meter, Split-Jaw™ Smart	E-28
Insulated Knife	C-44	LANTEK® Selection Guide	F-4	Lockout/Tagout Kits	D-19, D-20, D-21	Meters, 61-350 Series	E-5
Insulated Nutdrivers	C-44	Large Breaker Lockout	D-23	Lockout/Tagout Plant Facility	D-21	Microscope, Fiber Inspection	F-28
Insulated Pliers	C-44	Large Mouth Bags	C-41	Lockout/Tagout Kit, Standard	D-20	Mini Coax Stripper	F-17
Insulated Screwdrivers	C-44	Laseredge™ Tool Kits	C-34, C-35	Lockout/Tagout Kit, Starter	D-19	Mini Compression Connectors	F-16
Insulated Staples	D-10	Laseredge™ Hand Tools	C-16 thru C-19	Lockout/Tagout Kits	D-19, D-20, D-21	Mini Hacksaw	C-56
Insulated Tool Cases	C-44	Lead Set Kit, MEGGER® Earth Resistance	E-18	Lockout/Tagout Large Mouth Bag	D-20	Mini Laser Level	C-33
Insulated Tool Kits	C-43	Leaders, Fish Tape	B-6	Lockout/Tagout Station, Industrial	D-22	Miniature Circuit Breaker Lockouts	D-24
Insulated Tools	C-42 thru C-45	Leads, Test	E-33	Lockout/Tagout Training Manuals	D-22	Miniature Indicator Lights	G-12
Insulation Displacement Connectors	F-24	Leakage Current Clamp Meter	E-14	Lockouts, Bilingual	D-40	MiniLite-Strip™ Optical Fiber Stripper	F-26
Insulation Tester, MEGGER® 5kV	E-19	Level, Mini Laser	C-33	Lockouts, Gate Valve	D-38	Mini™ Augers	C-52
				Lockouts, Plug	D-37	Modular Adapters	F-10
				Lockouts, Wall Switch	D-37	Modular Plug Tool Kit	F-10



Item	Page	Item	Page	Item	Page	Item	Page
Modular Plugs, CAT 6.....	F-24	Pigtail Wire Connectors, Term-a-Nut®.....	A-13	Premium T®-Stripper Wire Stripper.....	C-4	Ring, Terminals.....	A-16, A-17
Modular Plugs, TelCom.....	F-24	Plastic Anchor Kits, Flange-Type.....	G-14	Pro Installer Kit.....	F-21	Ringing Tool.....	F-13
Monster-Wipes™.....	B-12	Plastic Anchors, Flange-Type.....	G-14	Probe, Amplifier.....	F-9	Ripper, Cable.....	C-7
Motor-Type Resurfacer, Small.....	G-17	Plastic Insulated Cable Stacker.....	D-10	Pro-Met® Cable Ties.....	D-3	Rocker Switches, Appliance.....	G-7
Mounting Bases, Screw.....	D-6	Plastic Insulated Service Entrance Straps.....	D-11	Pro-Pull™ Rope.....	B-15	Rocker Switches, Full-Size.....	G-6
Mounting Channels.....	A-62	Plastic Insulated Staples.....	D-10	Pro-Series® Shackless Lock & Hasp.....	D-41	Rope, Pro-Pull™.....	B-15
Mounting Head Ties.....	D-6	Plastic Polishing Fixture.....	F-27	ProVision®, 490 Series Software.....	E-4	Rotary BX/MC Cutters.....	C-7, C-31
Mounting Pads.....	D-7	Plates, Wall.....	F-23	Pull-Chain Switches.....	G-9	Rotary Switches.....	G-10
Multi-Crimp Strip Tool.....	C-6	PlatinumPro® Multimeters.....	E-3, E-4	Puller, Fish-Tape.....	B-6	Round Cable Slitting Tool.....	F-13
Multi-Crimp Tools.....	C-19, C-23	Plenum Ties.....	D-2	Pullers, Fuse.....	C-45	RS-232 Cable.....	E-4
Multimedia Cable Tester, VDV.....	F-8	Pliers.....	C-17 thru C-22	Pullers, Safe-T-Grip® Fuse.....	C-45		
Multimedia Qualification Tester, SIGNALTEK™.....	F-6	Pliers, Diagonal-Cutting.....	C-18, C-21	Pulling Leaders, Multi-Wire.....	B-6	<b>S</b>	
Multimeter Selection Guide.....	E-2	Pliers, Insulated.....	C-44	Pull-Line, Powr-Fish®.....	B-15	Safe-T-Grip® Fuse Pullers.....	C-45
Multimeters, Analog.....	E-8	Pliers, Premium Electrician's Side-Cutting.....	C-17	Pull-Line, Value-Line™.....	B-15	Safety Lockout Hasps.....	D-40
Multimeters, Contractor-Grade.....	E-3, E-6	Pliers, Side-Cutting.....	C-17, C-21	Punch Down Tools.....	F-10	Safety Lockout Padlocks, Aluminum.....	D-39
Multimeters, Industrial-Grade.....	E-4	Pliers, Tongue & Groove.....	C-19, C-22	Push-Button Switches.....	G-8	Safety Signs.....	D-42
Multimeters, PlatinumPro®.....	E-3, E-4	Pliers, Long-Nose.....	C-18, C-22	Push-In Wire Connectors, In-Sure™.....	A-12	Satellite & Digital TV Splitters.....	F-16
Multi-Pole Breaker Lockout.....	D-23	Plier-Type Battery Clamps.....	G-13	Push-On Connectors.....	F-16	Saw Blades, Portable Band.....	C-51
Multi-Purpose Cable Ties.....	G-16	Plug Lockouts.....	D-37	Putter, Bender.....	B-12	Saw, Folding.....	C-56
Multi-Wire Pulling Leaders.....	B-6	Plugs, CAT 6 Modular.....	F-24	Python™ Adjustable Locking Cable.....	D-41	Saw, Jab.....	C-56
		Plugs, TelCom Modular.....	F-24			Saws, Hole.....	C-47
<b>N</b>		Pocket Bender Guide.....	B-14			Scissors, Electrician's.....	F-11
Nailbiter™ Ship Auger Bits.....	C-52	Pocket Knives.....	C-33	<b>Q</b>		Scissors, Lever™-Snips.....	F-11
NM Cable Cutters.....	G-13	Pocket Meter, 600 Series.....	E-7	Quick Connects.....	A-25	Screw Mounting Bases.....	D-6
NM Cable Dual-Hole T®-Stripper Wire Stripper.....	C-5	Pocket Pal™ Tool Holster.....	C-40	Quick-Rotating Screwdrivers.....	C-28	Screw Point Flexible Bits.....	C-54
NM Cable T®-Stripper Wire Strippers.....	C-5	Polishing Films.....	F-27			Screwdriver Sets.....	C-26
Noalox® Anti-Oxidant.....	A-28, B-12	Polishing Fixture, Plastic.....	F-27	<b>R</b>		Screwdriver, 1000V Insulated Screw-Holding.....	C-45
Non-Contact Voltage Tester.....	E-29	Polishing Fixture, Stainless Steel.....	F-27	Raised Indicator Lights.....	G-11	Screwdriver, 7-in-1 Twist-a-Nut™.....	C-24
Non-Contact Voltage Tester, VoltAware™.....	E-29	Port Seals, Compression F-Connector.....	F-16	Rapid-Pak® Fish Tape.....	B-3, B-5	Screwdriver, 9-in-1 Ratch-a-Nut™.....	C-24
Non-Detectable Underground Tapes.....	D-18	Portable Band Saw Blades.....	C-51	Ratch Wrench.....	A-10	Screwdriver, Twist-a-Nut™.....	A-10
Nutdriver Set.....	C-29	Pouches, Tuff-Tote™ Cell Phone.....	C-39	Ratchet Crimp Tool.....	C-31	Screwdriver, Twist-a-Nut™ Pro™ Electrician's.....	C-25
Nutdrivers, Insulated.....	C-44	Pouches, Zipper.....	C-40	Ratchet Telemaster™.....	F-10	Screwdriver/Nutdriver, 10-in-1.....	C-29
Nutdrivers, Nutmaster®.....	A-10, C-29	Power Analyzer, 3-Phase.....	E-20, E-21	Ratcheting Cable Cutter.....	C-30	Screwdriver/Nutdriver, 5-in-1.....	C-29
Nutmaster® Nutdrivers.....	A-10, C-29	PowerBlade™ Cable Cutter.....	C-30	Receptacle Testers.....	E-25	Screwdriver/Nutdriver, 5-in-1 Non-Conductive.....	C-45
		PowerPlug™ Luminaire Disconnect.....	A-11	Recessed Lighting Hole Saws.....	C-49	Screwdrivers.....	C-26 thru C-29
		Powr-Connect™ Grounding Connectors.....	A-32	Reciprocating Blades.....	C-50, C-51	Screwdrivers, Insulated.....	C-44
		Powr-Connect™ Mechanical Lugs.....	A-29, A-30, A-31, A-32, A-33	Reflex™ Premium T®-Stripper Wire Strippers.....	C-3	Screwdrivers, Phillips.....	C-28
		Powr-Connect™ Mechanical Solderless Lugs.....	A-33	Reflex™ Super T®-Stripper Wire Strippers.....	C-3	Screwdrivers, Quick-Rotating.....	C-28
		Powr-Connect™ Tap Connectors.....	A-31	Removal Tools, Connector.....	F-22	Screwdrivers, Screw-Holding.....	C-28
		Powr-Fish® Pull-Line.....	B-15	Replacement Bits, Hole Saw Arbor.....	C-48	Screwdrivers, Slotted.....	C-27
		Powr-Polish™ Flexible Abrasive.....	G-18	Replacement Cases, Fish Tape.....	B-6	Screwdrivers, Slotted Cabinet Tip.....	C-27
		Powr-Tie™ Cable Ties.....	D-4, D-5	Replacement Parts Selection Guide.....	E-34	Screwdrivers, Slotted Keystone Tip.....	C-27
		Pre-Insulated Crimp Connectors.....	A-27	Residential Compression Kit.....	F-18	Screwdrivers, Square Head.....	C-28
		Premium Electrician's Side-Cutting Pliers.....	C-17	RESI-MASTER™ Heavy-Duty Ship Augers.....	C-52	Screw-Holding Screwdrivers.....	C-28
				Resurfacer, Pencil-Type.....	G-17	Seal, Duct.....	B-12
				Resurfacer, Small Motor-Type.....	G-17	SecuriTEST™ CCTV/Security Tester.....	F-8
				Resurfacer, Tool-Type.....	G-17	Selection Chart, Coaxial.....	F-25
				Resurfacer, Tramway-Handle.....	G-17	Selection Chart, Fish Tape.....	B-3
				Resurfacing Tool, Commutator Smoothie®.....	G-18	Selection Guide, Carrying Case.....	E-32
				RG-6 Push-On Connector Kit.....	F-19	Selection Guide, Clamp Meter.....	E-9

# Alphabetical Index

Item	Page	Item	Page	Item	Page	Item	Page
Selection Guide, LANTEK®	.....	Stacker, Plastic	.....	Strippers, Super T®-Stripper	.....	TelCom Modular Plugs	F-24
Selection Guide, Multimeter	E-2	Insulated Cable	D-10	Wire	C-4	Telcom Termination Kit	F-19
Selection Guide, Replacement	.....	Stainless Steel	.....	Strippers, Wire	C-2 thru C-14	Telemaster™ Telephone Tool	F-10
Parts	E-34	Polishing Fixture	F-27	Stud Bushings,	.....	Telephone Tool, Telemaster™	F-10
Selection Guide, T®-Stripper	.....	Standard Toggle Switches	G-2, G-3	Universal Metal	G-15	Tenite Grips	C-23
Wire Stripper	C-2	Staple, Metal Insulated	D-10	Super T®-Stripper	.....	Term-a-Nut® Pigtail	.....
Selection Guide, Wire Pulling	.....	Staples, Cable	D-10	Wire Strippers	C-4	Wire Connectors	A-13
Lubricant	B-8	Staples, Carbon Steel	D-10	Super T®-Stripper Wire Strippers,	.....	Term-a-Nut® Terminal Wire	.....
Serrated Combination	.....	Staples, Carbon Steel	.....	Static Dissipative	C-4	Connectors	A-16
Flexible Bits	C-54	Service Entrance	D-11	Supplies Apron	C-40	Termend® Lugs	A-39
Serrated Cutter	F-26	Staples, Data Cable	D-11	Supplies Pouch, Belt Bag™	C-30	Terminal Blocks	A-44, A-46, A-48,
Service Compression Kit	F-19	Staples, Fiber Insulated Cable	D-11	SureTest® Arc Circuit Tester	E-25	A-50, A-52, A-54, A-56, A-58, A-60	
Service Tool, D-Sub/Double-D	F-11	Staples, Insulated	D-10	SureTest® Circuit Analyzer	E-23	Terminal Strip Covers	A-25
Set-Screw Holder	A-28	Staples, Plastic Insulated	D-10	SureTest® Circuit Tracers	E-17	Terminal Strips	A-23, A-24
Set-Screw Wire Connectors	A-28	Static Dissipative Wire Stripper	C-5	SureTest® Open/Closed	.....	Terminals, Crimp	A-16
Seven-In-One Stripper	C-6	Stations, Lock	D-20	Circuit Tracers	E-16	Terminals, Ring	A-16, A-17
Shackless Lock & Hasp,	.....	Steel Padlocks	D-39	Surface Jacks	F-23	Terminals, Spade	A-17, A-18
Pro-Series®	D-41	Step Bit Kit, Electrician's	C-53	Switch, Toggle Accessories	G-5	Test Lead Kits	E-33
Shims, Spacer	G-13	Step Drill Bits	C-53	Switches, Appliance Rocker	G-7	Test Leads	E-33
Shoulder Straps	C-39	Strap, Magnetic Hand	E-3, E-5	Switches, Cord	G-9	Test Light, Fuse Puller &	C-45
Side-Cutting Pliers	C-17, C-21	Straps, Coaxial Cable	D-11	Switches, Door	G-10	Test Tool, 4-in-1	E-10
SIGNALTEK™ Cable Performance	.....	Straps, Plastic Insulated Service	.....	Switches, Double Insulated	.....	Tester Pouches, Tuff-Tote™	C-39
Tester	F-5, F-6	Entrance	D-11	Plastic Toggle	G-5	Tester, 3-Phase/Motor	.....
SIGNALTEK™-FO Multimedia	.....	Straps, Shoulder	C-39	Switches, Extra Heavy-Duty	.....	Rotation	E-30
Qualification Tester	F-6	Straps, Sound	D-11	AC/DC Toggle	G-4	Tester, ABS™	F-9
Signs, Flash Protection	D-42	Streetlight Kits	A-41, A-42	Switches, Full-Size Rocker	G-6	Tester, Circuit	E-29
Signs, Lockout	D-42	Stripmaster® Lite	.....	Switches, Heavy-Duty	.....	Tester, Continuity	E-29
Signs, Safety	D-42	Wire Stripper	C-12, C-13	Toggle	G-2, G-3	Tester, LinkMaster™	F-10
Simplex/Duplex	.....	Stripmaster® Ribbon Fiber	.....	Switches, Lever	G-9	Tester, LinkMaster™ Pro	F-7
Jacket Stripper	F-26	Jacket Stripper	F-26	Switches, Light-Duty Toggle	G-4	Tester, LinkMaster™ Pro XL	F-7
Single-Pole Breaker Lockout	D-23	Stripmaster® Wire	.....	Switches, Medium Toggle	G-4	Tester, Non-Contact Voltage	E-29
Slide Switches	G-10	Stripper	C-12, C-13	Switches, Pull-Chain	G-9	Tester, SecurITEST™	.....
Slim Electronics	C-29	Stripper, Grip-N-Strip™	C-7	Switches, Push-Button	G-8	CCTV/Security	F-8
Small Motor-Type Resurfacers	G-17	Stripper, Mini Coax	F-17	Switches, Rotary	G-10	Tester, SIGNALTEK™ Cable	.....
Socket, Spin-Twist®	.....	Stripper, NM Cable Dual-Hole	.....	Switches, Slide	G-10	Performance	F-5, F-6
Wire Connector	A-10	T®-Stripper Wire	C-5	Switches, Standard Toggle	G-2, G-3	Tester, SIGNALTEK™-FO	.....
Socket, Wire-Nut®	.....	Stripper, Seven-In-One	C-6	Swivel Ball, Fish Tape	B-6	Multimedia Qualification	F-6
Wire Connector	A-10	Strippers, Premium T®-Stripper	.....			Tester, Twin Lead	E-29
Solderless Lugs,	.....	Wire	C-4			Tester, VDV Multimedia Cable	F-8
Powr-Connect™	A-33	Strippers, Stripmaster® Lite	.....			Tester, Vol-Con®	.....
Solenoid Voltage Testers	E-27	Wire	C-12, C-13			Voltage/Continuity	E-27
Sound Straps	D-11	Stripper, Stripmaster®	.....			Tester, Vol-Con® XL	.....
Spacer Shims	G-13	Wire	C-12, C-13			Voltage/Continuity	E-27
Spade Terminals	A-17	Stripper, T®-Stripper Wire	C-4			Tester, VoltAware™ Non-Contact	.....
Spin-Twist® Wire Connector	.....	Stripper, Underground Feeder	.....			Voltage	E-29
Socket	A-10	Cable	C-7			Tester, Vol-Test® Voltage	E-27
Splice Cap Crimp Connectors	A-39	Stripper, V-Notch	C-5			Tester, Vol-Test® XL Voltage	E-27
Splice Cap Insulators	A-39	Strippers, Cable	F-27			Testers, LANTEK®	F-2, F-3
Splice Kits, Thermo-Shrink®	D-12	Strippers, Custom	.....			Testers, Receptacle	E-25
Splices, Butt	A-21, A-22	Stripmaster® Wire	C-8, C-9			Test-Glo™ Circuit Tester	E-29
Splices, Parallel	A-22	Strippers, Custom	.....			Test-Pro® Multimeters	E-6
Split Bolts	A-32	Stripmaster® Lite Wire	C-8, C-9			Thermocouple Adapter	E-4, E-32
Split-Jaw™ Smart Meter	E-28	Strippers, Kinetic™ Reflex™	.....			Thermocouple, K-type	E-4, E-32
Splitter, Digital Cable	F-17	T®-Stripper Wire	C-3			Thermometer, Infrared	E-30
Splitter, Line	E-31	Strippers, Kinetic™ Super Wire	C-3			Thermo-Shrink® Heat Shrink	.....
Splitters	F-16	Strippers, NM Cable	.....			Kit	D-15
Splitters, Satellite &	.....	T®-Stripper Wire	C-5			Thermo-Shrink® Heat	.....
Digital TV	F-16	Strippers, Reflex™ Premium	.....			Shrinkable End Caps	D-14
Split-Tip Fiber Optic Swabs	F-27	T®-Stripper Wire	C-3			Thermo-Shrink® Heat	.....
Square Head Screwdrivers	C-28	Strippers, Reflex™ Super	.....			Shrinkable Tubing	D-13, D-14
		T®-Stripper Wire	C-3				

## T

T®-Cutter Wire Cutters	C-4
T®-Cutters, Data	C-6
T®-Stripper Wire Stripper	C-4
T®-Stripper Wire Stripper	.....
Selection Guide	C-2
Tails, Grounding	A-15
Tap Connectors	A-40
Tap Connectors,	.....
Powr-Connect™	A-31
Tap Splice Connectors	A-22
Tape, Conduit Measuring	B-15
Tapes, Barricade	D-18
Tapes, Detectable	.....
Underground	D-18
Tapes, Non-Detectable	.....
Underground	D-18
Tapping Tool, 6-in-1	.....
Twist-a-Nut™	C-25
Tapping Tool, Twist-a-Nut	C-32
Technician's Service Kit	F-21
Telco Ratcheting Cable Cutter	C-30

Item	Page
Thermo-Shrink® Splice Kits	D-12
Thermo-Shrink® Torch	D-12
Thumb-Winder™ Fish Tape	B-3, B-5
Ties, Halar®	D-2
Ties, Handling	D-2
Ties, Identification	D-6
Ties, Mounting Head	D-6
Ties, Plenum	D-2
Ties, Powr-Tie™ Cable	D-4, D-5
Ties, Pro-Met® Cable	D-3
Tin Snips, Aviation	C-56
Toggle Switch Accessories	G-5
Toggle Switches, Double Insulated Plastic	G-5
Toggle Switches, Extra Heavy-Duty AC/DC	G-4
Toggle Switches, Heavy-Duty	G-2, G-3
Toggle Switches, Light-Duty	G-4
Toggle Switches, Medium	G-4
Toggle Switches, Standard	G-2, G-3
Toggle® Coax Strippers	F-12
Tone Generator	F-9
Tongue & Groove Pliers	C-19, C-22
Tool Bag, Electrician's Carrier™	C-41
Tool Bag, Mechanic's	C-41
Tool Bag, Tool Carrier™	C-41
Tool Carrier, Bucket Bag	C-40
Tool Carriers	C-38
Tool Carriers, Tuff-Tote™	C-38
Tool Carriers, Tuff-Tote™ Ultimate	C-38
Tool Carrier™ Tool Bag	C-41
Tool Cases, Insulated	C-44
Tool Holsters, Pocket Pal™	C-40
Tool Kits	C-34 thru C-37
Tool Kits, Insulated	C-43
Tool Kits, Laseredge™	C-34, C-35
Tool Kits, WireMan™	C-36, C-37
Tool Pouch, Electrician's	C-39
Tool Pouch, Hip Holster	C-39
Tool Pouches, Tuff-Tote™	C-38
Tool, Commutator Smoothie® Resurfacing	G-18
Tools, Cable Tie Installation	D-9
Tools, Insulated	C-42 thru C-45
Tools, Multi-Crimp	C-19, C-23
Tools, Punch Down	F-10
Tool-Type Resurfacer	G-17
Torch, Thermo-Shrink®	D-12
Torpedo Level	C-33
TRACETEK™	F-5
Training Manuals, Lockout/Tagout	D-22
Tramway-Handle Resurfacer	G-17
Triple-Tap Tools	C-32
Tubing, Flexible	D-7
Tubing, Heat Shrinkable	D-12, D-13, D-14

Item	Page
Tuff-Grip™ Fish Tapes	B-5
Tuff-Grip™ Pro Fish Tape	B-3, B-4
Tuff-Rod™ Fishing Poles	B-7
Tuff-Tote™ Cell Phone Pouches	C-39
Tuff-Tote™ Tester Pouches	C-39
Tuff-Tote™ Tool Carriers	C-38
Tuff-Tote™ Tool Pouches	C-38
Tuff-Tote™ Ultimate Tool Carriers	C-38
Tungsten Carbide Grit Hole Saws	C-49
Twin Lead Tester	E-29
Twist-a-Nut Pro™ Electrician's Screwdriver	C-25
Twist-a-Nut Tapping Tool	C-32
Twist-a-Nut™ 7-in-1 Screwdriver	A-10
Twist-a-Nut™ Conduit Deburring Tool	B-12
Twist-a-Nut™ Conduit Deburring Tools	C-25
Twist-a-Nut™ Conduit Wiring Kit	C-25
Twisted Pair/Coax Termination Kit	F-20
Twister® Al/Cu Wire Connectors	A-9
Twister® Pro Wire Connectors	A-7
Twister® Wire Connectors	A-6

**U**

Underground Feeder Cable Stripper	C-7
Underground Tapes, Detectable	D-18
Underground Tapes, Non-Detectable	D-18
UnderGround™ Wire Connectors	A-8
Universal Breaker Lockout	D-24
Universal Compression Connectors	F-15
Universal Metal Stud Bushings	G-15
Utility Knife	C-33
UTP Cable Stripper	F-12
UTP/STP/Coaxial Cable Strippers	F-12

**V**

Value-Line™ Pull-Line	B-15
VDV Multimedia Cable Tester	F-8
Velocity™ Wire Pulling Lubricant	B-10
Visual Fault Finder	
V-Notch Stripper	C-5
Vol-Con® Elite Voltage Testers	E-26
Vol-Con® Voltage/Continuity Tester	E-27
Vol-Con® XL Voltage/Continuity Tester	E-27
Voltage Markers	D-17

Item	Page
Voltage Performance Monitor	E-22
Voltage Tester, Non-Contact	E-29
Voltage Tester, Vol-Test®	E-27
Voltage Tester, Vol-Test® XL	E-27
Voltage Testers, Solenoid	E-27
Voltage Testers, Vol-Con® Elite	E-26
Voltage/Continuity Tester, Vol-Con®	E-27
Voltage/Continuity Tester, Vol-Con® XL	E-27
VoltAware™ Non-Contact Voltage Tester	E-29
Vol-Test® Voltage Tester	E-27
Vol-Test® XL Voltage Tester	E-27
VPM	E-22

**W**

Wall Plates	F-23
Wall Switch Lockouts	D-37
WeatherProof™ Wire Connectors	A-8
Wing-Nut® Wire Connectors	A-4
WingTwist™ Wire Connectors	A-38
Wipes	C-32
Wire Connector Chuck	A-10
Wire Connector Socket, Spin-Twist®	A-10
Wire Connector Socket, Wire-Nut®	A-10
Wire Connector Wrench, Wire-Nut®	A-10
Wire Connectors, B-CAP®	A-36
Wire Connectors, High-Temperature	A-3
Wire Connectors, In-Sure™ Push-In	A-12
Wire Connectors, Set-Screw	A-28
Wire Connectors, Term-a-Nut® Pigtail	A-13
Wire Connectors, Term-a-Nut® Terminal	A-16
Wire Connectors, Twister®	A-6
Wire Connectors, Twister® Al/Cu	A-9
Wire Connectors, Twister® Pro	A-7
Wire Connectors, UnderGround™	A-8
Wire Connectors, WeatherProof™	A-8
Wire Connectors, Wing-Nut®	A-4
Wire Connectors, WingTwist™	A-38
Wire Connectors, Wire-Nut®	A-2
Wire Connectors, WireTwist™	A-37
Wire Cutter, Economy Round Cable and	F-11
Wire Cutters, T®-Cutter	C-4
Wire Marker Booklets	D-16
Wire Marker Cards	D-17
Wire Marker Dispenser	D-17
Wire Pulling Lubricant Selection Guide	B-8

Item	Page
Wire Pulling Lubricant, ClearGlide™	B-10
Wire Pulling Lubricant, Velocity™	B-10
Wire Pulling Lubricant, Yellow 77®	B-9
Wire Stripper, NM Cable Dual-Hole T®-Stripper	C-5
Wire Stripper, Premium T®-Stripper	C-4
Wire Stripper, Static Dissipative	C-5
Wire Stripper, T®-Stripper	C-4
Wire Strippers	C-2 thru C-14
Wire Strippers, Coax Stripmaster®	F-12
Wire Strippers, Kinetic™ Reflex™ T®-Stripper	C-3
Wire Strippers, Kinetic™ Super	C-3
Wire Strippers, NM Cable T®-Stripper	C-5
Wire Strippers, Reflex™ Premium T®-Stripper	C-3
Wire Strippers, Reflex™ Super T®-Stripper	C-3
Wire Strippers, Super T®-Stripper	C-4
Wire Strippers, Super T®-Stripper - Static Dissipative	C-4
WireMan™ Hand Tools	C-20 thru C-23
WireMan™ Tool Kits	C-36, C-37
Wire-Nut® Wire Connector Socket	A-10
Wire-Nut® Wire Connector Wrench	A-10
Wire-Nut® Wire Connectors	A-2
WireTwist™ Wire Connectors	A-37
Wiring Kit, Twist-a-Nut™ Conduit	C-25
Wrap-Cap® Insulators	A-27
Wrench, Ratch	A-10
Wrench, Wire-Nut® Wire Connector	A-10
Wrenches, Adjustable	C-32
Write-On Marker Cards	D-17
Write-On Wire Marker Booklets	D-16

**Y**

Yellow 77® Plus Wire Pulling Lubricant	B-9
Yellow 77® Wire Pulling Lubricant	B-9

**Z**

Zipper Pouches	C-40
Zoom™ Fish Tapes	B-5

# Catalog Number Index

Cat.	Page	Cat.	Page	Cat.	Page	Cat.	Page	Cat.	Page
0012-00-0629	F-3	351	A-58	23-007	G-18	30-159	A-3	30-3182	A-14
0012-00-0642	F-3	352	A-58	23-008	G-18	30-161	A-8	30-3183	A-15
0012-00-0656	F-3	358	A-58	23-027	G-18	30-162	A-8	30-3184	A-15
0221	A-50	426	A-54	23-035S	G-18	30-163	A-8	30-3194	A-15
0222	A-50	427	A-54	23-036S	G-18	30-164Y	A-8	30-322	A-28
0223	A-50	430	A-54	23-039S	G-18	30-165	A-9	30-3280	A-14
0230	A-50	444.001	D-25	23-041S	G-18	30-171	A-2	30-3284	A-15
0241	A-48	824	A-52	23-042S	G-18	30-172	A-2	30-3287	A-15
0242	A-48	830	A-52	30-024	A-28, B-12	30-173	A-2	30-3288	A-15
0243	A-48	921	A-46	30-026	A-28, B-12	30-174	A-2	30-3289	A-15
0250	A-48	924	A-46	30-030	A-28, B-12	30-176	A-2	30-3294	A-15
0311	A-56	925	A-46	30-031	A-28, B-12	30-184	A-12	30-330	C-25
0312	A-56	930	A-46	30-032	A-28, B-12	30-185	A-12	30-331	A-10, C-25
0318	A-56	1050	G-13	30-040	A-28, B-12	30-186	A-12	30-332	C-25
0330	A-58	1019-00-0343	F-3	30-059	A-3	30-187	A-12	30-333	A-10, C-25
0351	A-58	1019-00-1105	F-3	30-060	A-8	30-188	A-12	30-3370	A-13
0352	A-58	1019-00-1110	F-3	30-061	A-8	30-190	A-12	30-3371	A-13
0358	A-58	1019-00-1112	F-3, F-6	30-062	A-8	30-192	A-5	30-3380	A-13, A-14
0380	A-56	1019-00-1114	F-3	30-063	A-8	30-210	A-28	30-3386	A-14
0921	A-46	1019-00-1115	F-3	30-064	A-8	30-211	A-28	30-3390	A-15
0924	A-46	10-398	C-39	30-065	A-9	30-222	A-28	30-3392	A-15
0925	A-46	10-399	C-39	30-071	A-2	30-244J	A-7	30-3394	A-15
0930	A-46	10-466	C-39	30-072	A-2	30-245	A-27	30-3395	A-15
11	A-62	11-111	C-32	30-073	A-2	30-249	A-27	30-340	A-6
12	A-62	11-113	C-32	30-073J	A-2	30-251	A-3	30-341	A-6
13	A-63	11-115	C-32	30-074	A-2	30-252	A-3	30-341J	A-6
23	A-63	11-200	C-32	30-074J	A-2	30-253	A-3	30-342	A-6
41	A-63	11-201	C-32	30-076	A-2	30-259	A-3	30-3429	C-19
42	A-63	1219-00-1604	F-3	30-084	A-12	30-260	A-8	30-3430	C-17
43	A-63	16-8-1/4	A-39	30-084J	A-12	30-261	A-8	30-3496	A-15
60	A-62	16-8-10	A-39	30-085	A-12	30-262	A-8	30-352J	A-11
61	A-62	16-8-10L	A-39	30-085J	A-12	30-263	A-8	30-360	A-8
62	A-62	16-8-10S	A-39	30-086	A-12	30-264	A-8	30-360Y	A-8
63	A-62	170207L	G-12	30-086J	A-12	30-265	A-9	30-362	A-8
64	A-62	170208L	G-12	30-087	A-12	30-271	A-2	30-363	A-8
67	A-62	170209L	G-12	30-087J	A-12	30-272	A-2	30-364	A-8
68	A-62	172451	G-13	30-088	A-12	30-273	A-2	30-365	A-9
70	A-63	2006S	A-39	30-088J	A-12	30-274	A-2	30-3680	A-14
71	A-63	2006SB	A-39	30-090	A-12	30-276	A-2	30-372	A-11
73	A-63	2007	A-39	30-090J	A-12	30-292	A-5	30-382J	A-11
115	A-44	2007B	A-39	30-092	A-5	30-3004	A-16	30-3901	A-16
120	A-44	2011S	A-39	30-092J	A-5	30-3006	A-16	30-401	A-27
125	A-44	2011SB	A-39	3010-12-0036	F-3	30-3010	A-16	30-402	A-27
130	A-44	2014	A-39	3010-12-0092	F-3	30-3012	A-16	30-405	A-27
221	A-50	2014B	A-39	30-102	A-11	30-3014	A-16	30-407	A-27
222	A-50	2112-27-0604	F-3	3010-70-0015	F-3	30-310	A-28	30-410	A-27
223	A-50	2112-27-0605	F-3	30-141	A-6	30-311	A-28	30-411	A-27
230	A-50	23-001	G-18	30-142	A-6	30-3170	A-13	30-412	A-27
241	A-48	23-002	G-18	30-144J	A-7	30-3171	A-13	30-415	A-27
242	A-48	23-003	G-18	30-148	A-27	30-3172	A-13	30-417	A-27
243	A-48	23-004	G-18	30-151	A-3	30-3173	A-13	30-420	C-17
250	A-48	23-005	G-18	30-152	A-3	30-3180	A-13, A-14	30-425	C-31
330	A-58	23-006	G-18	30-153	A-3	30-3181	A-13	30-426	F-11

Cat.	Page	Cat.	Page	Cat.	Page	Cat.	Page	Cat.	Page
30-428	C-6, C-27	30-559	F-13, F-19, F-20	30-793	F-15, F-18, F-19, F-25	31-035	B-3, B-4	31-207	B-3, B-5
30-429	C-19	30-560	F-13, F-19	30-840	A-6	31-036	B-3, B-4, B-5	31-208	B-3, B-5
30-430	C-17	30-565	F-13	30-841	A-6	31-038	B-3, B-4, B-5	31-2127	B-3
30-433	C-6, F-13	30-570	F-14	30-851	A-4	31-050	B-3	31-2128	B-3
30-433F	C-6, F-13	30-572	F-13, F-14	30-852	A-4	31-051	B-3	31-2138	B-3
30-435	C-17	30-573	F-13, F-14	30-871	A-2	31-052	B-3	31-2139	B-3
30-4419	C-21	30-576	F-13, F-14	30-872	A-2	31-055	B-3, B-4	31-2143	B-10
30-441J	A-6	30-577	F-13, F-14	30-873	A-2	31-056	B-3, B-4	31-220	B-5
30-4420	C-21	30-578	F-13, F-14	30-874	A-2	31-057	B-3, B-4	31-225	B-4
30-4429	C-23	30-579	F-13, F-14	30-876	A-2	31-058	B-3	31-276	B-10
30-4430	C-21	30-580	F-13, F-14	30-885	A-38	31-059	B-3	31-277	B-10
30-4431	C-23	30-581	F-13, F-14, F-20	30-886	A-38	31-060	B-3, B-4	31-278	B-10
30-451	A-4	30-582	F-13, F-14	30-887	A-38	31-061	B-3, B-4	31-279	B-10
30-451J	A-4	30-586	F-13, F-14	30-890	A-38	31-062	B-3, B-4	31-282	B-10
30-452	A-4	30-587	F-13, F-14	30-891	A-37	31-063	B-3, B-4	31-283	B-10
30-452J	A-4	30-591	F-13, F-14	30-892	A-37	31-064	B-3, B-5	31-291	B-11
30-454	A-4	30-593	F-14	30-893	A-37	31-065	B-3, B-5	31-295	B-11
30-478	F-13	30-594	F-13, F-14	30-894	A-37	31-066	B-3, B-4	31-298	B-11
30-479	F-13	30-596	F-13	30-896	A-37	31-067	B-3, B-4	31-2980	B-3
30-481	F-13, F-14	30-597	F-13	30-902	A-10	31-073	B-3, B-4	31-2982	B-3
30-482	F-13, F-14	30-599	F-14	30-903	A-10	31-074	B-3, B-4	31-322	B-16
30-483	F-13, F-14, F-25	30-603	F-15, F-18, F-21, F-25	30-904	A-10	31-081	B-3, B-5	31-323	B-16
30-485	F-13, F-14	30-610	A-27	30-905	A-10	31-085	B-3, B-4, B-6	31-324	B-16
30-489	F-13	30-615	A-27	30-906	A-10	31-090	B-3, B-4, B-5	31-325	B-16
30-490	F-13	30-633	F-15, F-17, F-18, F-20, F-25	30-9429	C-44	31-091	B-3, B-4, B-5	31-326	B-16
30-496	F-10, F-17, F-19, F-20	30-640	A-6	30-9430	C-44	31-092	B-3, B-4, B-5	31-327	B-16
30-497	F-10	30-640J	A-6	30-WGRB	A-38	31-093	B-3, B-4, B-5	31-330	B-16
30-498	F-10	30-641	A-6	30-WGRC	A-38	31-094	B-3, B-6	31-334	B-16
30-499	F-10	30-642	A-6	30-WGRJ	A-38	31-096	B-3, B-5	31-335	B-16
30-500	F-13, F-14	30-644J	A-7	30-WT1B	A-37	31-097	B-3, B-5	31-3370	B-3
30-502	F-13, F-14, F-20	30-645	A-27	30-WT1C	A-37	31-098	B-3, B-5	31-3373	B-11
30-503	F-13, F-14, F-21, F-25	30-648	A-27	30-WT2B	A-37	31-140	B-3	31-3379	B-3
30-506	F-13, F-19, F-20	30-649	A-27	30-WT2C	A-37	31-141	B-3, B-4	31-338	B-15
30-510	A-27	30-651	A-4	30-WT3B	A-37	31-142	B-3	31-3380	B-3
30-511	A-27	30-651J	A-4	30-WT3C	A-37	31-144	B-3, B-4	31-3384	B-3
30-512	A-27	30-652	A-4	30-WT41B	A-38	31-146	B-3, B-6	31-340	B-15
30-515	A-27	30-652J	A-4	30-WT41C	A-38	31-147	B-3, B-6	31-343	B-15
30-517	A-27	30-654	A-4	30-WT41J	A-38	31-148	B-3, B-6	31-344	B-15
30-521	F-13	30-673	A-2	30-WT4B	A-37	31-150	B-3, B-4, B-5	31-347	B-15
30-522	F-13, F-18	30-674	A-2	30-WT4C	A-37	31-152	B-3, B-4, B-5	31-349	B-15
30-525	F-13	30-684	A-12	30-WT51B	A-38	31-155	B-3, B-5	31-350	B-9
30-526	F-13	30-685	A-12	30-WT51C	A-38	31-156	B-6	31-351	B-9
30-541	A-6	30-686	A-12	30-WT51J	A-38	31-158	B-3, B-6	31-355	B-9
30-5419	C-21	30-687	A-12	30-WT52B	A-38	31-159	B-3, B-6	31-358	B-9
30-5420	C-21	30-688	A-12	30-WT52C	A-38	31-160	B-3, B-4, B-5	31-365	B-9
30-5429	C-23	30-690	A-12	30-WT52J	A-38	31-162	B-3, B-4, B-5	31-371	B-11
30-5430	C-21	30-696	F-10, F-21	30-WT54B	A-38	31-164	B-6	31-375	B-11
30-5431	C-23	30-703	F-15, F-25	30-WT54C	A-38	31-165	B-3, B-5	31-376	B-11
30-551	A-4	30-720	F-15, F-25	30-WT6B	A-37	31-166	B-6	31-377	B-11
30-552	A-4	30-760	A-8	30-WT6C	A-37	31-170	B-6	31-378	B-11
30-556	F-13, F-19, F-20	30-764	A-8	31-010	B-3, B-5	31-186	B-3, B-5	31-381	B-10
30-558	F-13, F-19	30-765	A-9	31-012	B-3, B-5	31-187	B-3, B-5	31-385	B-10
				31-033	B-3	31-189	B-3, B-5	31-3855	B-11
						31-190	B-3, B-5	31-388	B-10



# Catalog Number Index

Cat.	Page	Cat.	Page	Cat.	Page	Cat.	Page	Cat.	Page
31-389	B-10	33-320	F-12, F-16, F-19	35-012	C-17	35-154	C-27	35-300	C-33
31-391	B-9	33-400	F-21	35-013	C-17	35-156	C-27	35-301	C-33
31-395	B-9	33-505	F-21	35-020	C-32	35-158	C-27	35-3012	C-17
31-398	B-9	33-605	F-20	35-021	C-32	35-161	C-27	35-3028	C-18
31-400	B-3	33-620	F-18	35-026	C-18	35-164	C-27	35-3029	C-18
31-417	B-12	33-621	F-18	35-027	C-18	35-166	C-27	35-3037	C-18, F-21
31-421	B-11	33-623	F-20	35-028	C-18	35-168	C-27	35-3038	C-18
31-425	B-11	33-625	F-18	35-029	C-18	35-173	C-27	35-3052	C-19
31-435	B-11	33-630	F-19	35-031	C-30	35-176	C-27	35-311	C-38
31-466	B-16	33-651	F-19	35-031B	C-30	35-178	C-27	35-316	C-39
31-467	B-16	33-652	F-19	35-032	C-30	35-180	C-27	35-325	C-38
31-468	B-16	33-653	F-15	35-032B	C-30	35-183	C-27	35-338	C-39
31-469	B-16	33-700	F-10	35-033	C-30	35-184	C-27	35-339	C-39
31-470	B-16	33-704	F-19	35-033B	C-30	35-185	F-10	35-340	C-47
31-471	B-16	33-705	F-20	35-036	C-18	35-186	C-27	35-341	C-47
31-472	B-16	33-750	F-19	35-037	C-18	35-188	C-27	35-342	C-47
31-473	B-16	33-825	F-7	35-038	C-18	35-190	C-27	35-3420	C-19
31-475	B-16	33-826	F-7	35-039	C-18	35-191	C-28	35-343	C-47
31-476	B-16	33-835	F-7	35-041	F-22	35-193	C-28	35-3430	C-19, F-21
31-477	B-16	33-836	F-7	35-042	F-22	35-194	C-28	35-343CG	C-49
31-479	B-16	33-852	F-9	35-043	F-22	35-195	C-28	35-344	C-47
31-480	B-16	33-854	F-9	35-046	F-17, F-18, F-21	35-196	C-28	35-345	C-47
31-481	B-16	33-856	F-8, F-18, F-25	35-051	F-11	35-200	C-28	35-345CG	C-49
31-542	B-4	33-861	F-20	35-052	C-19	35-202	C-28	35-346	C-47
31-544	B-4	33-862	F-9	35-053	C-30	35-203	C-28	35-347	C-47
31-552	B-4	33-864	F-9	35-054	C-30	35-205	C-33, F-21	35-348	C-47
31-554	B-4	33-869	F-20	35-055	C-30	35-207	C-33	35-349	C-47
31-601	B-12	33-880	F-7, F-25	35-056	C-30	35-210	C-32, F-21	35-349CG	C-49
31-605	B-12	33-881	F-7, F-25	35-057	C-30	35-238	C-33, F-21	35-350	C-47
31-611	B-7	33-886	F-7	35-060	F-11, F-20	35-242	C-33	35-351	C-47
31-612	B-7	33-887	F-7, F-25	35-061	F-21	35-259	C-56	35-352	C-47
31-631	B-7	33-891	F-8	35-075	B-12, C-25	35-260	B-14, C-56	35-353	C-47
31-633	B-7	33-915	F-17	35-078	C-30	35-261	B-14, C-56	35-353CG	C-49
31-643	B-7	33-916	F-18	35-083	B-12, C-25	35-262	B-14, C-56	35-354	C-47
31-644	B-7	33-917	F-18	35-085	C-30	35-263	B-14, C-56	35-355	C-47
31-647	B-7	33-935	F-21	35-087	F-11, F-21	35-264	B-14, C-56	35-355CG	C-49
31-648	B-7	33-945	F-21	35-088	F-11, F-18, F-20, F-21	35-271	B-14, C-56	35-356	C-47
31-651	B-7	33-974	F-6	35-089	F-11	35-272	B-14, C-56	35-357	C-47
31-652	B-7	33-981	F-6	35-090	F-11	35-273	B-14, C-56	35-358	C-47
31-839	B-15	33-982	F-6	35-091	F-11, F-21	35-274	C-56	35-359	C-47
31-840	B-15	33-983	F-6	35-092	F-11	35-275	C-56, F-21	35-359CG	C-49
31-841	B-15	33-987	F-6	35-093	F-11	35-285	C-33	35-360	C-47
31-844	B-15	34-001	C-45	35-094	F-11	35-286	C-33	35-361	C-47
31-845	B-15	34-002	C-45	35-096	B-12, C-25	35-287	C-33	35-362	C-47
31-846	B-15	34-003	C-45	35-097	B-12, C-25	35-290	C-29	35-362CG	C-49
31-849	B-15	34-012	C-45	35-098	B-12, C-25	35-291	C-29	35-363	C-47
31-850	B-15	34-015	C-45	35-145	C-33	35-292	A-10, C-29	35-364	C-47
31-851	B-15	34-016	C-45	35-146	C-33	35-293	C-29	35-364CG	C-49
31-853	B-15	35-001	C-56	35-147	C-33	35-294	C-29	35-365	C-47
31-854	B-15	35-002	C-56	35-150	C-27	35-295	A-10, C-29	35-365CG	C-49
31-855	B-15	35-003	C-56	35-151	C-27	35-296	C-29	35-366	C-47
31-856	B-15	35-006	C-23	35-152	C-27	35-297	C-26	35-367	C-47
31-857	B-15	35-007	C-23	35-153	C-27	35-298	C-26	35-368	C-47
33-296	F-10	35-008	C-23			35-299	C-29	35-368CG	C-49

Cat.	Page	Cat.	Page	Cat.	Page	Cat.	Page	Cat.	Page
35-369	C-47	35-418	C-41	35-537	C-48	35-866	C-52	35-9353	C-44
35-370	C-47	35-419	F-20	35-538	C-48	35-868	C-52	35-940	C-29
35-370CG	C-49	35-420	C-19, F-21	35-5430	C-22	35-870	C-52	35-9406	C-45
35-371	C-47	35-421	C-32	35-5792	C-37	35-871	C-52	35-941	C-29
35-372	C-47	35-422	C-32	35-5793	C-37	35-872	C-52	35-942	C-29
35-373	C-47	35-423	C-32	35-5800	C-36	35-892	C-52	35-943	C-29
35-373CG	C-49	35-426	C-19	35-5805	C-36	35-893	C-52	35-9430	C-44
35-374	C-47	35-427	C-41, F-21	35-5808	C-37	35-896	C-52	35-950	C-38
35-375	C-47	35-430	C-19, F-21	35-598	C-49	35-897	C-52	35-950BLK	C-38
35-375CG	C-49	35-431	C-41	35-599	C-49	35-898	C-52	35-956	C-39
35-376	C-47	35-440	C-19	35-601CG	C-49	35-899	C-52	35-956BLK	C-39
35-377	C-47	35-441	C-41	35-602CG	C-49	35-9029	C-44	35-958	C-39
35-378	C-47	35-4430	C-22	35-603CG	C-49	35-903	C-39	35-958BLK	C-39
35-378CG	C-49	35-462	C-41, F-18, F-20	35-655	C-40	35-9038	C-44	35-964	C-39
35-379	C-47	35-463	C-41	35-665	C-40	35-905	C-29, F-20, F-21	35-965	C-39
35-380	C-47	35-465	F-17	35-690	C-28	35-9052	C-44	35-965BLK	C-39
35-381	C-47	35-466	F-17	35-691	C-28	35-908	A-10, C-24, F-18, F-21	35-969	C-38
35-382	C-47	35-468	F-17	35-692	C-28	35-909	C-24	35-969BLK	C-38
35-383	C-47	35-473	F-18, F-20, F-21	35-693	C-28	35-910	C-29	35-971	C-52
35-384	C-47	35-474	C-40	35-694	C-28	35-911	C-24	35-972	C-52
35-384CG	C-49	35-478	F-10	35-695	C-28	35-912	C-24	35-975	C-38
35-385	C-47	35-479	F-10	35-696	C-28	35-913	C-24	35-975BLK	C-38
35-386	C-47	35-4790	C-36	35-780	C-7, C-31	35-914	C-24	35-976	C-52
35-387	C-47	35-483	F-10	35-781	C-7, C-31	35-915	C-24	35-977	C-52
35-388	C-47	35-485	F-10, F-18, F-20, F-21	35-782	C-7, C-31	35-922	C-25, C-32	35-978	C-52
35-389	C-47	35-487	F-10, F-20	35-784BLK	C-39	35-923	C-25, C-32	35-979	C-52
35-390	C-47	35-491	F-10	35-790	C-34	35-926	C-25	35-988	C-24
35-391	C-48	35-492	F-10, F-17	35-794	C-35	35-927	C-25	35-9905	C-45
35-392	C-48	35-493	F-10	35-800	C-34	35-9300	C-43	35-995	C-39
35-393	C-48	35-495	F-10, F-20	35-805	C-35	35-9301	C-43	35-995BLK	C-39
35-394	C-48	35-497	F-10, F-20, F-21	35-808	C-35	35-9302	C-43	36-043	C-51
35-396	C-48	35-5012	C-21	35-809	C-34	35-9303	C-44	36-044	C-51
35-397	C-48	35-5026	C-21	35-810	C-52	35-9304	C-44	36-046	C-51
35-398	C-48	35-5028	C-21	35-811	C-52	35-9310	C-44	36-048	C-51
35-400	C-48	35-5029	C-21	35-812	C-52	35-9311	C-44	36-052	C-51
35-401	C-48	35-5035	C-22	35-813	C-52	35-9312	C-44	36-054	C-50
35-4012	C-21	35-5036	C-22	35-814	C-52	35-9320	C-44	36-055	C-50
35-402	C-40, F-18	35-5038	C-22	35-815	C-52	35-9321	C-44	36-056	C-51
35-4026	C-21	35-505	C-40	35-816	C-52	35-9322	C-44	36-057	C-50
35-4028	C-21	35-5052	C-23	35-817	C-52	35-9323	C-44	36-057B	C-50
35-4029	C-21	35-511	C-53	35-818	C-52	35-9324	C-44	36-058	C-50
35-403	C-40	35-512	C-53	35-819	C-52	35-9325	C-44	36-058B	C-50
35-4035	C-22	35-513	C-53	35-820	C-52	35-9330	C-44	36-059	C-50
35-4036	C-22	35-514	C-53	35-821	C-52	35-9331	C-44	36-059B	C-50
35-4038	C-22	35-515	C-53	35-822	C-52	35-9332	C-44	36-060	C-50
35-404	C-28	35-516	C-53	35-823	C-52	35-9333	C-44	36-065	C-50
35-405	C-40	35-517	C-53	35-824	C-52	35-9334	C-44	36-065B	C-50
35-4052	C-23	35-518	C-48	35-825	C-52	35-9335	C-44	36-066	C-50
35-406	C-28	35-520	C-53	35-826	C-52	35-9336	C-44	36-067	C-50
35-407	F-10, F-18, F-21	35-533	C-41	35-827	C-52	35-9340	C-44	36-070	C-51
35-408	C-28	35-534	C-41	35-828	C-52	35-9350	C-44	36-071	C-51
35-410	C-41, F-18	35-535	C-41, F-17, F-18	35-829	C-52	35-9351	C-44	36-072	C-51
35-411	C-32	35-536	C-48	35-862	C-52	35-9352	C-44	36-073	C-51
35-412	C-32			35-864	C-52			36-075	C-50

# Catalog Number Index

Cat.	Page	Cat.	Page	Cat.	Page	Cat.	Page	Cat.	Page
36-076	C-51	44-109	D-16	44-805	D-21	44-906	D-19, D-39	45-121	C-2, C-4
36-085	C-50	44-110	D-16	44-806	D-21	44-907	D-20, D-39	45-123	C-2, C-4
36-086	C-50	44-111	D-16	44-807	D-19, D-20, D-21, D-22, D-23	44-908	D-39	45-124	C-2, C-4
36-087	C-50	44-148	D-16	44-808	D-38	44-909	D-39	45-125	C-2, C-4
36-088	C-50, C-56	44-151	D-16	44-809	D-19, D-20, D-21, D-22, D-24	44-910	D-39	45-125-341	C-4
36-090	C-50	44-152	D-16	44-810	D-19, D-20, D-21, D-22, D-24	44-911	D-39	45-144	F-13
36-095	C-50	44-154	D-16	44-815	D-21, D-37	44-912	D-39	45-162	F-12, F-27
36-096	C-50	44-1791	D-40	44-816	D-21	44-914	D-39	45-163	F-12, F-27
36-240	C-29	44-1800	D-40	44-817	D-38	44-916	D-19, D-21, D-22, D-39	45-164	F-12, F-25
36-241	C-29	44-1807	D-23	44-818	D-19, D-20, D-21, D-22, D-37	44-918	D-39	45-165	F-12, F-18, F-20, F-21
36-242	C-29	44-1809	D-24	44-819	D-21, D-22, D-37	44-920	D-39	45-167	F-12, F-17
36-243	C-29	44-1810	D-24	44-820	D-21, D-22, D-38	44-921	D-39	45-169	C-8, C-9
36-244	C-29	44-1830	D-40	44-821	D-38	44-922	D-39	45-170	C-8, C-9
36-245	C-29	44-1833	D-40	44-822	D-23	44-923	D-39	45-171	C-8, C-9
36-246	C-29	44-289	D-17	44-823	D-23	44-940	D-22	45-172	C-8, C-9
36-248	C-29	44-292	D-17	44-824	D-21, D-22, D-38	44-941	D-22	45-173	C-8, C-9
36-249	C-29	44-295	D-17	44-825	D-22, D-38	44-942	D-22	45-174	C-8, C-9
38-500	B-12, C-32	44-296	D-17	44-829	D-38	44-953	D-22	45-175	C-8, C-9
4010-00-0136	F-6	44-298	D-17	44-830	D-20, D-40	44-954	D-22	45-176	C-8, C-9
41-697	D-17	44-299	D-17	44-831	D-40	44-969	D-19	45-177	C-8, C-9
41-698	D-17	44-314	D-17	44-832	D-40	44-970	D-19	45-178	C-8, C-9
41-990	D-9	44-353	D-17	44-833	D-19, D-20, D-22, D-40	44-971	D-20	45-179	C-8, C-9
41-995	D-9	44-355	D-17	44-834	D-40	44-972	D-0	45-215	C-4
42-001	D-18	44-358	D-17	44-841	D-40	44-973	D-19	45-216	C-4
42-002	D-18	44-364	D-17	44-843	D-40	44-974	D-21	45-217	C-4
42-003	D-18	44-410	D-17	44-844	D-40	44-975	D-22	45-218	C-4
42-011	D-18	44-697	D-39	44-846	D-38	44-980	D-1	45-223	C-4
42-012	D-18	44-698	D-39	44-847	D-38	44-990	D-41	45-227	C-7
42-015	D-18	44-753	D-17	44-848	D-40	44-991	D-41	45-235	C-7
42-031	D-18	44-764	D-25	44-849	D-21, D-40	44-992	D-41	45-247	C-5
42-051	D-18	44-768	D-25	44-862	D-42	44-993	D-41	45-248	C-5
42-052	D-18	44-769	D-25	44-863	D-42	44-994	D-41	45-249	C-5
42-101	D-18	44-772	D-37	44-865	D-42	45-025	C-7	45-262	C-13, F-12, F-18, F-19
42-102	D-18	44-774	D-22	44-877	D-42	45-074	C-6, F-11, F-17, F-18, F-19, F-20, F-21, F-25	45-264	C-13
42-103	D-18	44-777	D-21	44-878	D-42	45-075	C-6, F-11, F-25	45-265	C-13, F-12, F-25
42-104	D-18	44-778	D-21	44-880	D-42	45-089	C-13	45-266	C-13
42-131	D-18	44-779	D-24	44-881	D-42	45-090	C-13, C-14	45-282	C-13, F-12
42-151	D-18	44-780	D-24	44-882	D-42	45-090-341	C-14	45-290	C-13, C-14
42-152	D-18	44-782	D-37	44-883	D-42	45-091	C-13, C-14	45-290-341	C-14
42-201	D-18	44-783	D-19, D-20, D-21, D-22, D-23	44-884	D-42	45-092	C-13, C-14	45-292	C-13
42-251	D-18	44-784	D-24	44-885	D-42	45-092-341	C-14	45-292-241	C-14
42-252	D-18	44-785	D-20, D-21, D-22, D-24	44-886	D-42	45-093	C-13, C-14	45-298-341	C-14
42-301	D-17	44-786	D-20, D-21, D-22, D-23	44-887	D-42	45-095	C-13	45-310-341	C-4
42-399	D-17	44-787	D-24	44-888	D-42	45-097	C-13, C-14	45-315	C-2, C-4
43-953	D-17	44-789	D-19, D-20, D-21, D-22, D-37	44-889	D-39	45-098	C-13, C-14	45-315-341	C-4
43-960	D-17	44-790	D-40	44-890	D-39	45-098-341	C-14	45-316	C-2, C-5
44-101	D-16	44-791	D-21, D-40	44-891	D-39	45-099	C-13, C-14	45-317	C-2, C-5
44-102	D-16	44-799	D-40	44-892	D-39	45-101	C-5	45-317-341	C-4
44-103	D-16	44-800	D-19, D-20, D-21, D-22, D-40	44-893	D-39	45-108	C-7	45-318	C-2, C-4
44-104	D-16	44-801	D-40	44-894	D-39	45-118	C-7	45-320	F-12, F-17, F-18, F-19, F-20, F-25
44-105	D-16	44-804	D-20	44-895	D-39	45-120	C-2, C-4	45-323	C-2, C-4
44-106	D-16			44-896	D-39	45-120-341	C-4		
44-107	D-16			44-897	D-39				
44-108	D-16			44-898	D-39				
				44-899	D-39				
				44-900	D-39				
				44-901	D-39				
				44-902	D-39				
				44-903	D-39				
				44-904	D-39				
				44-905	D-39				

Cat.	Page	Cat.	Page	Cat.	Page	Cat.	Page	Cat.	Page
45-332	F-28	45-671-341	C-14	46-354	D-14	61-076	E-27, E-32	61-565	E-3, E-4, E-5, E-6, E-17
45-334	F-28	45-672	C-13, C-14	46-356	D-14	61-085	E-27, E-32	61-602	E-32
45-335	F-28	45-673	C-13, C-14	46-357	D-14	61-086	E-27, E-32	61-603	E-32
45-336	F-28	45-674	C-13, C-14	46-358	D-14	61-090	E-26, E-32	61-605	E-2, E-7, E-34
45-337	F-27	45-675	C-13, C-14	46-369	D-14	61-092	E-26, E-32	61-609	E-32
45-338	F-27	45-714	C-2	46-371	D-14	61-096	E-28	61-610	E-2, E-8, E-32, E-34
45-339	F-27	45-715	C-2, C-3	46-372	D-14	61-164	E-23, E-32	61-614	E-2, E-8, E-32, E-34
45-341	F-27	45-716	C-2, C-3	46-381	D-14	61-165	E-23, E-32	61-633	E-32
45-342	F-27	45-718	C-2, C-3	46-382	D-14	61-175	E-23	61-635	E-32
45-344	F-26	45-719	F-24	46-383	D-14	61-176	E-23	61-681	E-30, E-32
45-349	F-26	45-777	C-6	46-384	D-14	61-177	E-22, E-25	61-682	E-30, E-32
45-350	F-26	45-778	C-6	46-387	D-14	61-179	E-22, E-23	61-701	E-9, E-10, E-32, E-34
45-352	F-26	45-890	C-11	46-400	D-12	61-182	E-23	61-702	E-9, E-10, E-32, E-34
45-357	F-27	45-891	C-11	46-401	D-12	61-183	E-23	61-704	E-9, E-10, E-32, E-34
45-358	F-27	45-892	C-11	46-402	D-12	61-184	E-25	61-710	E-9, E-14, E-34
45-359	F-27	45-893	C-11	46-403	D-12	61-2000	E-15	61-732	E-9, E-11, E-32, E-34
45-360	F-27	45-894	C-11	46-404	D-12	61-2001	E-15	61-736	E-9, E-11, E-32, E-34
45-372-341	C-14	45-895	C-11	46-405	D-12	61-2002	E-15	61-764	E-9, E-12, E-32, E-34
45-415	C-2, C-3	45-9120	C-44	46-410	D-12	61-2003	E-22	61-766	E-9, E-12, E-32, E-34
45-416	C-2, C-3	45-915	C-2, C-3	46-411	D-12	61-2004	E-22	61-768	E-9, E-12, E-32, E-34
45-417	C-2, C-3	45-918	C-2, C-3	46-420	D-12	61-310	E-2, E-7, E-34	61-772	E-9, E-13, E-32, E-34
45-418	C-2, C-3	45-9615	C-44	46-600	D-13	61-312	E-2, E-7, E-34	61-774	E-9, E-13, E-32, E-34
45-423	C-2, C-3, C-4	46-007	D-15	46-601	D-13	61-314	E-2, E-7, E-34	61-788	E-18
45-425-341	C-3	46-202	D-15	46-602	D-13	61-320	E-2, E-3, E-32, E-34	61-789	E-18
45-448	C-3	46-203	D-15	46-603	D-13	61-322	E-2, E-3, E-32, E-34	61-791	E-19
45-449	C-3	46-204	D-15	46-604	D-13	61-324	E-2, E-3, E-32, E-34	61-792	E-19
45-510	F-12, F-25	46-310	D-13	46-605	D-13	61-330	E-31	61-798	E-18
45-513	F-12	46-311	D-13	46-606	D-13	61-331	E-31	61-805	E-20, E-21
45-514	F-12	46-312	D-13	46-607	D-13	61-332	E-31	61-806	E-20, E-21
45-520	F-12, F-20	46-313	D-13	46-608	D-13	61-333	E-31	61-807	E-20, E-21
45-521	F-12	46-314	D-13	46-609	D-13	61-334	E-31	61-810	E-21
45-522	F-12	46-315	D-13	46-610	D-13	61-350	E-2, E-5, E-32, E-34	61-811	E-21
45-523	F-12	46-316	D-13	46-941	D-15	61-352	E-2, E-5, E-32, E-34	61-812	E-21
45-524	F-12	46-317	D-13	46-950	D-15	61-354	E-2, E-5, E-32, E-34	61-813	E-21
45-526	F-12, F-18, F-21	46-318	D-13	46-951	D-15	61-360	E-2, E-6, E-32, E-34	61-814	E-21
45-529	F-17, F-25	46-319	D-13	46-952	D-15	61-361	E-2, E-6, E-32, E-34	61-819	E-21
45-603	F-12, F-25	46-320	D-13	46-953	D-15	61-436	E-31	61-820	E-21
45-615	C-2, C-3	46-321	D-13	46-954	D-15	61-445	E-32	61-821	E-21
45-616	C-2, C-3	46-322	D-13	46-955	D-15	61-447	E-32	61-830	E-22
45-617	C-2, C-3	46-323	D-13	46-956	D-15	61-451	E-5, E-31	61-900	E-4
45-618	C-2, C-3	46-324	D-13	6011-50-0031	F-3	61-452	E-9, E-14, E-32, E-34	61-902	E-4
45-621	C-3, C-5	46-325	D-13	60B36	A-62	61-457	E-21	61-904	E-3
45-631	C-9, C-10	46-326	D-13	61-010	E-27, E-32	61-461	E-4, E-33	61-905	E-3
45-632	C-9, C-10	46-328	D-13	61-020	E-32	61-465	E-4, E-33	61-920	E-18
45-633	C-9, C-10	46-329	D-13	61-025	E-29	61-494	E-2, E-4, E-32, E-34	61-954	E-16, E-17, E-32
45-634	C-9, C-10	46-330	D-13	61-030	E-29	61-495	E-2, E-4, E-32, E-34	61-956	E-16, E-17, E-32
45-635	C-9, C-10	46-343	D-14	61-035	E-25	61-500	E-25	61-958	E-16, E-17, E-32
45-636	C-9, C-10	46-344	D-14	61-040	E-29	61-501	E-25	62-096	F-10
45-637	C-9, C-10	46-346	D-14	61-051	E-25	61-503	E-29	62-098	F-10
45-638	C-9, C-10	46-347	D-14	61-058	E-25, E-32	61-520	E-30	62-140	F-9, F-18
45-639	C-9, C-10	46-348	D-14	61-063	E-29	61-521	E-30	62-160	F-9, F-20, F-21
45-640	C-9, C-10	46-350	D-14	61-065	E-27, E-32	61-532	E-24	62-164	F-9, F-18, F-20, F-21
45-641	C-9, C-10	46-351	D-14	61-070	E-27	61-534	E-24	62-180	F-9, F-20
45-671	C-13, C-14	46-352	D-14	61-072	E-27	61-561	E-31		

# Catalog Number Index

Cat.	Page	Cat.	Page	Cat.	Page	Cat.	Page	Cat.	Page
62-184	F-9, F-20	772806	D-11	774054	G-6	774138	G-15	777231	G-12
62-188	F-9	772807	D-11	774055	G-6	774002BK	G-4	777311	G-11
62-200	F-10, F-20	772808	D-11	774056	G-6	774003BK	G-3	777321	G-11
62-205	F-21	772809	D-11	774059	G-7	774005BK	G-2	777331	G-12
62-891	F-8	772810	D-11	774060	G-7	774008BK	G-2	777411	G-11
6510-00-5000	F-3	772812	D-11	774061	G-10	774011BK	G-2	777511	G-11
74-001	B-13	772840	D-11	774062	G-10	774014BK	G-2	778111	G-11
74-002	B-13	772841	D-11	774063	G-10	774015BK	G-3	778211	G-11
74-003	B-13	772880	D-11	774069	G-10	774017BK	G-4	80-012	G-17
74-006	B-13	774000	G-3	774071	G-9	774020BK	G-5	80-033	G-18
74-010	B-14	774001	G-4	774072	G-9	774026K	G-10	80-075	G-17
74-011	B-14	774002	G-4	774073	G-9	774026KBK	G-10	80-255	G-17
74-012	B-14	774003	G-3	774074	G-9	774028BK	G-3	80-265	G-17
74-013	B-14	774004	G-5	774080	G-8	774040BK	G-6	80-454	G-17
74-019	B-13, B-14	774005	G-2	774081	G-8	774049BK	G-7	80-461	G-17
74-020	B-13, B-14	774006	G-5	774082	G-8	774054BK	G-6	80-475	G-17
74-021	B-13, B-14	774007	G-4	774083	G-8	774059BK	G-7	80-504	G-17
74-026	B-13	774008	G-2	774084	G-8	774060BK	G-7	82-001	G-18
74-027	B-13	774009	G-2	774085	G-8	774063B	G-10	82-002	G-18
74-028	B-13	774010	G-2	774086	G-8	774063BK	G-10	82-003	G-18
74-031	B-13	774011	G-2	774087	G-5	774071BK	G-9	82-004	G-18
74-032	B-13	774012	G-2	774088	G-2	774072BK	G-9	82-005	G-18
74-033	B-13	774013	G-2	774089	G-3	774074BK	G-9	82-006	G-18
74-034	B-13	774014	G-2	774091	G-3	774085BK	G-8	83-001	C-31
74-035	B-13	774015	G-3	774092	G-3	774087BK	G-5	83-005	C-31
74-036	B-13	774016	G-3	774093	G-2	774088BK	G-2	83-0131	A-17
74-046	B-13	774017	G-4	774094	G-2	774089BK	G-3	83-0141	A-17
74-047	B-13	774018	G-4	774095	G-4	774091BK	G-3	83-0221	A-17
74-048	B-13	774019	G-5	774096	G-4	774095BK	G-4	83-0231	A-17
74-999	B-12	774020	G-5	774097	G-4	774099BK	G-5	83-0241	A-17
770200L	G-13	774021	G-8	774098	G-5	774111BK	G-2	83-0331	A-17
770204L	G-13	774022	G-8	774099	G-5	774114BK	G-15	83-0341	A-17
770205L	G-13	774023	G-8	774100	G-2	774115BK	G-3	83-0351	A-17
770212L	G-13	774024	G-8	774103	G-2	774117BK	G-5	83-0421	A-17
770213L	G-13	774025	G-8	774104	G-3	775101	G-15	83-0431	A-17
770215L	G-12	774026	G-10	774105	G-2	775102	G-15	83-0441	A-17
770216L	G-12	774027	G-2	774106	G-3	775103	G-15	83-0451	A-17
770217L	G-12	774028	G-3	774108	G-3	775104	G-15	83-0511	A-17
770218L	G-12	774031	G-9	774109	G-3	775111	G-11	83-0521	A-17
770219L	G-12	774032	G-9	774110	G-3	775121	G-11	83-0531	A-17
770221L	G-12	774033	G-9	774111	G-2	776111	G-11	83-0541	A-17
770223L	G-12	774034	G-9	774112	G-15	776112	G-11	83-0611	A-17
770225L	G-13	774035	G-9	774113	G-15	776121	G-11	83-0621	A-17
772240	D-7	774037	G-9	774114	G-15	776211	G-11	83-0631	A-17
772241	D-7	774038	G-7	774115	G-3	776311	G-11	83-2121	A-16
772242	D-7	774039	G-7	774116	G-15	777111	G-11	83-2131	A-16
772243	D-7	774040	G-6	774117	G-5	777111BK	G-11	83-2141	A-16
772244	D-7	774045	G-6	774120	G-6	777112	G-11	83-2151	A-16
772245	D-7	774047	G-7	774121	G-6	777121	G-11	83-2221	A-16
772271	G-15	774048	G-7	774122	G-6	777131	G-12	83-2231	A-16
772450	G-13	774049	G-7	774123	G-6	777211	G-11	83-2241	A-16
772451	G-13	774050	G-6	774134	G-15	777212	G-11	83-2251	A-16
772804	D-11	774051	G-10	774136	G-15	777221	G-11	83-2331	A-16
772805	D-11	774052	G-7	774137	G-15	777221BK	G-11	83-2341	A-16



Cat.	Page	Cat.	Page	Cat.	Page	Cat.	Page	Cat.	Page
83-2351	A-16	83-9441	A-19	85-033	F-16	85-334	F-16	86-214	F-23
83-2361	A-16	83-9451	A-19	85-034	F-16	85-344	F-24	86-215	F-23
83-2371	A-16	83-9471	A-19	85-035	F-16	85-346	F-19, F-24	86-216	F-23
83-3261	A-22	83-9481	A-19	85-036	F-16, F-25	85-351	F-19, F-24	86-217	F-23
83-3271	A-22	83-9501	A-19	85-037	F-16, F-25	85-352	F-19, F-24	86-218	F-23
83-3281	A-22	83-9511	A-19	85-038	F-16	85-353	F-19, F-24	86-219	F-23
83-6111	A-18	83-9521	A-19	85-039	F-16	85-366	F-24	86-220	F-23
83-6121	A-18	83-9541	A-19	85-053	F-16	85-393	F-19	86-222	F-23
83-6131	A-18	83-9551	A-19	85-057	F-16	85-394	F-19, F-24	86-223	F-23
83-6161	A-18	83-9571	A-19	85-065	F-16, F-19	85-395	F-19	86-225	F-23
83-6171	A-18	83-9581	A-19	85-066	F-16	85-396	F-19, F-24	86-227	F-23
83-6211	A-18	83-9591	A-19	85-067	F-16, F-25	85-401	F-24	86-229	F-23
83-6221	A-18	83-9601	A-19	85-132	F-16	85-402	F-24	86-230	F-23
83-6231	A-18	83-9611	A-18	85-133	F-16	85-403	F-24	86-232	F-23
83-7011	A-18	83-9621	A-18	85-134	F-16	85-480	F-22	86-233	F-23
83-7021	A-18	83-9631	A-18	85-138	F-17	85-490	F-22	86-234	F-23
83-7031	A-18	83-9771	A-20	85-200	F-23	85-491	F-22	86-235	F-23
83-7051	A-18	83-9781	A-20	85-201	F-23	85-502	F-22, F-25	86-236	F-23
83-7061	A-18	83-9791	A-20	85-204	F-23	85-512	F-22	86-237	F-23
83-7071	A-18	83-9801	A-21	85-205	F-23	85-513	F-22, F-25	86-239	F-23
83-7081	A-18	83-9911	A-20	85-206	F-23	85-515	F-22	86-241	F-23
83-7091	A-18	83-9921	A-20	85-207	F-23	85-517	F-22, F-25	86-242	F-23
83-7101	A-18	83-9931	A-20	85-208	F-23	85-545	F-22, F-25	86-394	F-24
83-7111	A-17	83-9971	A-19	85-209	F-23	85-550	F-22	86-395	F-24
83-7121	A-17	83-9981	A-19	85-212	F-23	85-553	F-22	86-396	F-19, F-24
83-7131	A-17	83-9991	A-19	85-213	F-23	85-556	F-22	86-398	F-24
83-7151	A-17	84-016	F-16	85-214	F-23	85-575	F-22	86-401	F-24
83-7161	A-17	84-017	F-16	85-215	F-23	85-588	F-22	86-402	F-24
83-7171	A-17	84-018	F-16	85-216	F-23	85-590	F-22	86-403	F-24
83-7201	A-17	84-0241	A-17	85-217	F-23	85-770	F-24	86-432	F-16
83-7211	A-17	84-030	F-16	85-218	F-23	85-780	F-24	86-433	F-16
83-7221	A-17	84-0341	A-17	85-219	F-23	85-900	F-24	86-502	F-22
83-7231	A-17	84-039	F-16	85-220	F-23	85-925	F-24	86-925	F-24
83-8001	A-20	84-2241	A-16	85-222	F-23	85-950	F-24	86-950	F-24
83-8011	A-20	84-2341	A-16	85-223	F-23	85-960	F-24	87-002	A-29
83-8101	A-20	84-6171	A-18	85-225	F-23	86-016	F-16, F-25	87-005	A-29
83-8111	A-20	84-7111	A-17	85-227	F-23	86-017	F-16, F-25	87-007	A-29
83-9001	A-21	84-7161	A-17	85-229	F-23	86-030	F-16, F-25	87-008	A-29
83-9011	A-21	84-7171	A-17	85-230	F-23	86-039	F-16	87-009	A-29
83-9021	A-21	84-7221	A-17	85-232	F-23	86-132	F-16	87-010	A-29
83-9031	A-21	84-9021	A-21	85-233	F-23	86-133	F-16	87-011	A-29
83-9041	A-21	84-9031	A-21	85-234	F-23	86-134	F-16	87-012	A-29
83-9071	A-21	84-9081	A-21	85-236	F-23	86-200	F-23	87-015	A-29
83-9081	A-21	84-9281	A-22	85-237	F-23	86-201	F-23	87-016	A-29
83-9091	A-21	84-9291	A-22	85-239	F-23	86-202	F-23	87-017	A-29
83-9281	A-22	84-9301	A-22	85-241	F-23	86-203	F-23	87-018	A-29
83-9291	A-22	84-9581	A-19	85-242	F-23	86-204	F-23	87-040	A-29
83-9301	A-22	84-9781	A-20	85-244	F-23	86-205	F-23	87-042	A-29
83-9351	A-22	84-9791	A-20	85-245	F-23	86-206	F-23	87-044	A-29
83-9361	A-22	85-016	F-16, F-21, F-25	85-246	F-23	86-207	F-23	87-046	A-29
83-9371	A-22	85-017	F-16, F-21	85-311	F-17	86-208	F-23	87-048	A-29
83-9401	A-21	85-030	F-16, F-25	85-323	F-17	86-209	F-23	87-126	A-30
83-9411	A-19	85-031	F-16	85-332	F-16	86-212	F-23	87-129	A-30
83-9421	A-19	85-032	F-16	85-333	F-16	86-213	F-23	87-132	A-30

# Catalog Number Index

Cat.	Page	Cat.	Page	Cat.	Page	Cat.	Page	Cat.	Page
87-135	A-30	89-026	F-16, F-19	89-408	A-24	90-085	C-54	B1-B	A-36
87-138	A-30	89-054	F-15, F-18, F-25	89-410	A-24	90-086	C-54	B1-SK	A-36
87-141	A-30	89-055	F-15, F-18, F-25	89-412	A-24	90-087	C-54	B2-1	A-36
87-143	A-30	89-056	F-15, F-18	89-414	A-25	90-088	C-54	B-21-175-0-L	G-16
87-144	A-30	89-057	F-15, F-19, F-25	89-417	A-25	90-089	C-54	B-21-175-9-L	G-16
87-145	A-30	89-058	F-15, F-19, F-25	89-423	A-25	90-090	C-54	B2-25	A-36
87-150	A-31	89-059	F-15, F-25	89-424	A-25	90-091	C-54	B2-350JR	A-36
87-152	A-31	89-060	F-15, F-18, F-19, F-25	89-430	A-25	90-092	C-54	B-24-175-0-L	G-16
87-156	A-31	89-060P	F-15, F-19, F-25	89-434	A-25	90-124	C-55	B-24-175-9-L	G-16
87-180	A-31	89-104	F-15, F-25	89-435	A-25	90-128	C-55	B2-500JR	A-36
87-182	A-31	89-105	F-15, F-25	89-436	A-25	90-154	C-55	B2-B	A-36
87-186	A-31	89-106	F-15	89-437	A-25	90-155	C-55	B2-SK	A-36
87-190	A-31	89-159	F-15, F-25	89-438	A-25	90-156	C-55	B-30-175-0-L	G-16
87-194	A-31	89-160	F-15, F-25	89-439	A-25	90-157	C-55	B-30-175-9-L	G-16
87-370	A-31	89-160P	F-15, F-25	89-504	A-24	90-158	C-55	B-36-175-0-L	G-16
87-372	A-31	89-165	F-16	89-505	A-24	90-159	C-55	B-36-175-9-L	G-16
87-374	A-31	89-202	A-23	89-5057	F-15, F-25	90-160	C-55	B4-1	A-36
87-563	A-32	89-203	A-23	89-5058	F-15, F-25	90-161	C-55	B-4-1-0-M	G-16
87-564	A-32	89-204	A-23	89-506	A-24	90-170	C-55	B-4-18-0-C	G-16
87-583	A-33	89-206	A-23	89-507	A-24	90-171	C-55	B-4-18-9-C	G-16
87-585	A-33	89-208	A-23	89-508	A-24	90-173	C-55	B4-25	A-36
87-650	A-32	89-210	A-23	89-509	A-24	90-174	C-55	B-48-175-0-L	G-16
87-651	A-32	89-212	A-23	89-512	A-24	90-176	C-55	B-48-175-9-L	G-16
87-652	A-32	89-224	A-25	89-513	A-24	93-9051	A-21	B4-B	A-36
87-653	A-32	89-229	A-25	89-514	A-25	B102	A-60	B-6-30MT-9-C	G-16
87-654	A-32	89-230	A-25	89-516	A-25	B104	A-60	B-6-40-0-C	G-16
87-655	A-32	89-233	A-25	89-518	A-25	B106	A-60	B-6-40-0-M	G-16
87-656	A-32	89-234	A-25	89-520	A-25	B108	A-60	B-6-40-9-C	G-16
87-657	A-32	89-235	A-25	89-525	A-25	B1-1	A-36	B-6-40-9-M	G-16
87-658	A-32	89-236	A-25	89-608	A-26	B-11-120-0-C	G-16	B-8-18-0-C	G-16
87-681	A-32	89-237	A-25	89-610	A-26	B-11-120-9-C	G-16	B-8-18-9-C	G-16
87-682	A-32	89-238	A-25	89-612	A-26	B112	A-60	B-8-50-0-C	G-16
87-683	A-32	89-239	A-25	89-614	A-26	B-11-40-0-C	G-16	B-8-50-0-M	G-16
87-685	A-32	89-302	A-23	90-041	G-14	B-11-40-9-C	G-16	B-8-50-2-C	G-16
87-686	A-32	89-304	A-23	90-042	G-14	B-11-50-0-C	G-16	B-8-50-5-C	G-16
87-687	A-32	89-306	A-23	90-044	G-14	B-11-50-0-D	G-16	B-8-50-9-D	G-16
87-700	A-33	89-308	A-23	90-051	G-14	B-11-50-9-300	G-16	B-8-50-9-M	G-16
87-701	A-33	89-310	A-23	90-052	G-14	B-11-50-9-C	G-16	B-8-50MT-0-C	G-16
87-702	A-33	89-312	A-23	90-053	G-14	B-11-50-9-C	G-16	B-8-50MT-9-C	G-16
87-703	A-33	89-314	A-25	90-054	G-14	B-11-50-9-D	G-16	BCCL-125-9-C	G-16
87-704	A-33	89-317	A-25	90-055	G-14	B1-25	A-36	BCCL-250-9-C	G-16
87-706	A-33	89-323	A-25	90-061	C-54	B1-250JR	A-36	BCCL-375-9-C	G-16
87-736	A-33	89-324	A-25	90-063	C-54	B-14-120-0-L	G-16	BCCL-500-9-C	G-16
87-738	A-33	89-330	A-25	90-065	C-54	B-14-120-9-L	G-16	BCS1-1	D-10
87-900	F-24	89-334	A-25	90-066	C-54	B-14-18-9-M	G-16	BCS1-5	D-10
87-925	F-24	89-335	A-25	90-067	C-54	B-14-50-0-C	G-16	BCS1-5M	D-10
87-950	F-24	89-336	A-25	90-068	C-54	B-14-50-0-D	G-16	BCS1-JR	D-10
87-958	A-32	89-337	A-25	90-070	C-54	B-14-50-9-C	G-16	BCS2-1	D-10
88-100	A-32	89-338	A-25	90-073	C-54	B-14-50-9-D	G-16	BCS2-5	D-10
88-843	C-31	89-339	A-25	90-080	C-54	B-14-50MT-0-C	G-16	BCS2-5M	D-10
89-011	F-15, F-25	89-402	A-24	90-081	C-54	B-14-50MT-9-C	G-16	BCS2-JR	D-10
89-014SM	F-16, F-25	89-404	A-24	90-082	C-54	B1-500JR	A-36	BCTT-100	G-16
89-014SMRCA	F-16, F-25	89-406	A-24	90-083	C-54	B-17-175-0-L	G-16	BCTT-200	D-9, G-16
89-015	F-18			90-084	C-54	B-17-175-9-L	G-16	BGR-1	A-36

Cat.	Page	Cat.	Page	Cat.	Page	Cat.	Page	Cat.	Page
BGR-25	A-36	C-700	E-10	IT1000CCL2-C	D-7	IT4I-C	D-4	L-5559	C-8, C-9
BGR-B	A-36	C-760	E-12	IT1000MP-C	D-7	IT4I-C0	D-4	L-5560	C-8, C-9
BICS2-JR	D-10	C-770	E-13	IT1000MP-C0	D-7	IT4LH-L	D-5	L-5561	C-8, C-9
BICS-JR	D-10	C-90	E-11, E-26, E-27, E-28, E-32	IT10H-L	D-5	IT4LH-L0	D-5	L-5562	C-8, C-9
BMICS-JR	D-10	F-956	E-17	IT10H-L0	D-5	IT4LHMH-C	D-6	L-5563	C-8, C-9
BMP-1000-0-C	G-16	FIBERTEKALLB	F-5	IT11H-L	D-5	IT4LHMH-C0	D-6	L-5564	C-8, C-9
BMP-1000-9-C	G-16	FIBERTEKALLP	F-5	IT11H-L0	D-5	IT4S-C	D-2, D-5	L-5616	C-11
BMP-750-0-C	G-16	FIBERTEKMMB	F-5	IT125CCL-C	D-7	IT4S-C0	D-2, D-5	L-5617	C-11
BMP-750-9-C	G-16	FIBERTEKMMP	F-5	IT14H-L	D-5	IT4S-D	D-2, D-5	L-5618	C-11
BMSE150-1	D-11	FIBERTEKSMP	F-5	IT14H-L0	D-5	IT4S-D0	D-5	L-5619	C-11
BMSE175-1	D-11	H-2909	C-14	IT14H-L8	D-5	IT4SID-C	D-6	L-5620	C-13, C-14, F-26
BP-958	E-17	H-3324	F-7	IT1LPMB-C	D-6	IT4SMH-C	D-6	L-7625	C-8, C-9
BPCXSB-JR	D-11	H-3412	F-7	IT1M-C	D-4	IT500CCL2-C	D-7	L-8762	C-13
BPCXSW-JR	D-11	H-632	A-10	IT1M-C0	D-4	IT5LH-L	D-5	L-8763	C-13, C-14
BPDATAS-JR	D-11	HSC-1	A-10	IT1MID-C	D-6	IT5LH-L0	D-5	L-9038	C-11
BPLVSB-JR	D-11	IA-3240	D-19, D-20	IT1M-M	D-4	IT5S-C	D-5	L-9039	C-11
BPLVSW-JR	D-11	IA-3241	D-21	IT1SMB-C	D-6	IT5S-C0	D-5	L-9225	F-12, F-27
BPS2/2-50	D-10	IA-4868	F-7	IT1SMB-C0	D-6	IT625CCL2-C	D-7	L-9226	F-12
BPS2/3-50	D-10	IA-4989	D-22	IT250CCL-C	D-7	IT6EH-C0	D-5	L-9300	C-8, C-9
BPS2/4-50	D-10	IA-4990	D-22	IT250CCL-C0	D-7	IT750CCL2-C	D-7	LA-2358	C-14
BPS2-1	D-10	IC-958	E-17	IT2I-C	D-4	IT750MP-C	D-7	LA-3953	C-13, F-12, F-18, F-19
BPS2-30K	D-10	IMET1_5I-C	D-3	IT2I-C0	D-4	IT750MP-C0	D-7	LA-4123	C-29
BPS2-5	D-10	IMET1_5I-C0	D-3	IT2I-M	D-4	IT7H-L	D-5	LA-4124	C-29
BPS2-5M	D-10	IMET1M-C	D-3	IT2I-M0	D-4	IT7H-L0	D-5	LA-4125	C-45
BPS2B-JR	D-10	IMET1M-C0	D-3	IT2LH-C	D-5	IT7LH-L	D-5	LA-4126	C-45
BPS2-JR	D-10	IMET1M-CO	D-3	IT2LH-C0	D-5	IT7LH-L0	D-5	LA-4127	C-45
BPS3-1	D-10	IMET2S-C	D-3	IT2M-C	D-4	K-2422	A-28	LA-4128	C-45
BPS3-2	D-10	IMET2S-C0	D-3	IT2M-C0	D-4	K-7515	E-6	LA-4128	C-45
BPS3-50	D-10	IMET2S-M	D-3	IT2M-C0	D-4	K-7920	F-6	LA-4144	F-9
BPS3-JR	D-10	IMET2S-M0	D-3	IT2M-M	D-4	K-7921	F-20	LA-4145	F-9
BPS4-50	D-11	IMET3I-C	D-3	IT2S-C	D-2, D-5	K-8906R	C-30	LA-4157	F-7
BR-5	A-10	IMET3I-C0	D-3	IT2S-C0	D-2, D-5	K-8909	C-30	LA-4159	F-7
BSER2-25	D-11	IMET3I-M	D-3	IT2S-C30	D-5	K-8926	C-30	LA-4173	F-7
BSER4/0-5	D-11	IMET3I-M0	D-3	IT2S-C35	D-2	K-8947R	C-30	LA-4218	B-6
BSER6-50	D-11	IMET3S-C	D-3	IT2S-C702	D-2	K-8985	B-6	LA-4233	F-7
BSEU2-25	D-11	IMET3S-C0	D-3	IT2SID-C	D-6	L-1953	C-13	LA-4234	F-7
BSEU4/0-5	D-11	IMET3S-M	D-3	IT2S-M	D-2, D-5	L-4419	C-13, C-14	LA-4235	F-7
BSEU6-50	D-11	IMET3S-M0	D-3	IT2S-M0	D-2, D-5	L-4419M	C-14	LANTEK6	F-2, F-3
BTC1/0-10	A-40	IMET4LH-D	D-3	IT2SMB-C	D-6	L-4420	C-13, C-14	LANTEK6A	F-2, F-3
BTC2/0-14	A-40	IMET4LH-D0	D-3	IT2SMB-C0	D-6	L-4421	C-13, C-14	LANTEK6ABAS	F-3, F-4
BTC250-4	A-40	IMET4LH-L	D-3	IT2SMH-C	D-2, D-6	L-4421M	C-14	LANTEK6APREM	F-3, F-4
BTC350-1/0	A-40	IMET4LH-L0	D-3	IT2SMH-C0	D-2, D-6	L-4422	C-13, C-14	LANTEK6ATRV	F-3, F-4
BTC4/0-10	A-40	IMET4S-C	D-3	IT2SMH-M	D-2, D-6	L-4452	C-13	LANTEK6B	F-3, F-4
BTC4/0-4	A-40	IMET4S-C0	D-3	IT375CCL2-C	D-7	L-4994	C-14	LANTEK7G	F-2, F-3
BTC4/0-6	A-40	IMET4S-M	D-3	IT375CCL2-C0	D-7	L-5210	C-8, C-9	LANTEK7GBAS	F-3, F-4
BTC500-1/0	A-40	IMET4S-M0	D-3	IT3I-C	D-4	L-5211	C-8, C-9	LANTEK7GPREM	F-3, F-4
BTC500-14	A-40	IT1_5I-C	D-4	IT3I-C0	D-4	L-5212	C-11	LANTEK7GTRV	F-3, F-4
BTC500-4	A-40	IT1_5I-C0	D-4	IT3S-C	D-2, D-5	L-5215	C-11	LB-1001	C-13, C-14
BTC750-250	A-40	IT1_5I-M	D-4	IT3S-C0	D-2, D-5	L-5217	C-11	LB-1001M	C-14
BTCA-2	A-40	IT1_5I-M0	D-4	IT3S-C35	D-2	L-5269	C-11	LB-1002	C-13, C-14
C-24	A-39, C-31	IT1_5IMH-C	D-6	IT3S-C702	D-2	L-5270	C-11	LB-1002M	C-14
C-290 E-3, E-4, E-5, E-6, E-24, E-32.		IT1_5IMH-C0	D-6	IT3S-D	D-2, D-5	L-5361	C-13, C-14	LB-1003	C-13, C-14
C-50	E-25	IT1_5M-C	D-4	IT3S-D0	D-2, D-5	L-5361M	C-14	LB-1004	C-13, C-14
		IT1_5M-C0	D-4	IT3SMH-C	D-6	L-5436	C-8, C-9	LB-1005	C-13, C-14
				IT3SMH-C0	D-6				

# Catalog Number Index

Cat.	Page	Cat.	Page	Cat.	Page	Cat.	Page	Cat.	Page
LB-1089	C-11	TL-104	E-12, E-13, E-33						
LB-1090	C-11	TL-435	E-33						
LB-1091	C-11	TL-436	E-33						
LB-1092	C-11	TL-532	E-22, E-24						
LB-1151	C-11	TL-58	E-6, E-11, E-33						
LB-1152	C-11, F-26	TL-80	E-27						
LB-1153	C-11, F-26	TL-82	E-27						
LB-1154	C-11	TL-956	E-17						
LB-1155	C-11	TLA1-956	E-17						
LB-1156	C-11	TLA2-956	E-17						
LB-1184	C-11	TLAC-956	E-17						
LB-1185	C-11	TLBP-956	E-17						
LB-1186	C-11	TLF-252	E-33						
LB-1187	C-11	TLGP-956	E-17						
LB-1188	C-11	TLOP-956	E-17						
LB-1189	C-11	TRACETEKMM	F-5						
LB-1190	C-11	TRACETEKSM	F-5						
LB-1194	C-11	VFF5	F-28						
LB-1195	C-11, C-13	WGR-1	A-38						
LB-1421	C-13, C-14	WGR-500JR	A-38						
LB-1747	F-10	WGR-B	A-38						
LB-1748	F-13	WGR-SK	A-38						
LB-197	C-11	WT1-1	A-37						
LB-198	C-11	WT1-B	A-37						
LB-718	C-11	WT2-1	A-37						
LB-719	C-11	WT2-B	A-37						
LB-720	C-11	WT3-1	A-37						
LB-721	C-11	WT3-B	A-37						
LB-722	C-11	WT4-1	A-37						
LB-727	C-11	WT41-1	A-38						
LB-728	C-11	WT41-500JR	A-38						
LB-729	C-11	WT41-B	A-38						
LB-730	C-11	WT41-SK	A-38						
LB-731	C-11	WT4-B	A-37						
LB-740	C-13, F-12	WT51-1	A-38						
LB-742	C-13	WT51-4	A-38						
LB-743	C-13, F-12	WT51-500JR	A-38						
LB-744	C-13	WT5152JR	A-38						
LB-882	C-11	WT51-B	A-38						
LB-883	C-11	WT51-SK	A-38						
LB-895	C-11	WT52-1	A-38						
LB-896	C-11	WT52-500JR	A-38						
LB-911	C-9, C-10	WT52-B	A-38						
LB-912	C-9, C-10	WT52-SK	A-38						
LB-913	C-9, C-10	WT54-B	A-38						
LB-914	C-9, C-10	WT6-1	A-37						
LB-915	C-9, C-10	WT6-B	A-37						
LB-916	C-9, C-10								
LB-917	C-9, C-10								
LB-918	C-9, C-10								
LB-920	C-9, C-10								
LB-921	C-9, C-10								
PA-830	E-22								
TL-100	E-3, E-4, E-5, E-33								
TL-102	E-10, E-26, E-33								

# Customer Service/ Technical Support

It has long been a goal at IDEAL to serve our customers and distributors more effectively than anyone in the industry. A promise of helping our customers and distributors in any way we can comes with every product we ship.

- Customer service and technical support representatives available Monday through Friday, 7 a.m. to 7 p.m. CST
- Complete offering of marketing/sales literature within 24 hours of request



# Merchandising

Point-of-purchase communication is an important aspect of the IDEAL sales strategy. We are committed to helping our distributors move our products off their shelves. To do that, we've developed a variety of exciting, thoughtful ways to increase a store's association with IDEAL and build repeat customers.



# Promotions

There is no substitute for the impact that an effectively managed national promotion can achieve. Our record of exciting and successful promotions is second-to-none in the industry. The annual Collectible Toy Truck promotion, for example, has become a phenomenon of its own and helps sell millions of wire connectors. With a well-designed promotion, everyone wins.




# Distribution Center

Our new state-of-the-art facility located at IDEAL headquarters in Sycamore, IL is responsible for making sure our products arrive on time and as ordered to our customers around the world. Our employees manage an inventory of thousands of different products, ensuring they're available when our customers need them. Orders received by 1 p.m. are normally shipped by 5 p.m. of the same day.







**IDEAL INDUSTRIES, INC.**  
**Corporate Headquarters**  
 Becker Place  
 Sycamore, IL 60178, USA  
 ph: 815-895-5181 • 800-435-0705 in USA  
 fax: 815-895-9470 • 800-533-4483 in USA  
 email: ideal@idealindustries.com

**IDEAL INDUSTRIES, INC.**  
**International Division**  
 Becker Place  
 Sycamore, IL 60178, USA  
 ph: 815-895-1122  
 fax: 815-895-4800  
 email: ideal\_international@idealindustries.com

**IDEAL INDUSTRIES PUERTO RICO, INC.**  
 PMB 196  
 405 Esmeralda, Suite 102  
 Guaynabo, Puerto Rico 00969, USA  
 ph: 787-412-7215  
 fax: 787-731-1128

**IDEAL INDUSTRIES (CANADA), CORP.**  
 33 Fuller Road  
 Ajax, Ontario L1S 2E1, Canada  
 ph: 905-683-3400 • 800-824-3325 in Canada  
 fax: 905-683-0209 • 800-263-3115 in Canada  
 email: ideal\_canada@idealindustries.com

**IDEAL INDUSTRIES (AUST) PTY. LTD.**  
 Level 6  
 75-85 Elizabeth Street  
 Sydney NSW 2000 Australia  
 ph: 61300 765 800 • 61405 123 100 (mobile)  
 fax: 61300 765 801  
 email: ideal\_australia@idealindustries.com

**IDEAL INDUSTRIES (UK) LIMITED**  
 225 Europa Boulevard, Gemini Business Park  
 Warrington, Cheshire, WA5 7TN, UK  
 ph: +44-(0) 1925 444446  
 fax: +44-(0) 1925 445501  
 email: ideal\_uk@idealindustries.com

**IDEAL INDUSTRIES GmbH**  
 Gutenbergstrasse 10  
 85737 Ismaning, Germany  
 ph: +49-(0) 89 996860  
 fax: +49-(0) 89 99686111  
 email: ideal\_germany@idealindustries.com

**IDEAL INDUSTRIES CHINA, LLC**  
 Unit 911, Tower W1, The Towers, Oriental Plaza  
 No. 1 East Chang An Avenue, Dong Cheng District  
 Beijing, 100738, China  
 ph: 86-10-8518-3141 • 86-10-8518-3142  
 fax: 86-10-8518-3143  
 Room 1401, Finance Square, 333 Jiujiang Road  
 Shanghai, 2000001, China  
 ph: 86-21-6360-7045  
 fax: 86-21-6350-8891  
 email: ideal\_china@idealindustries.com

**IDEAL INDUSTRIES BRAZIL COMÉRCIO LTDA.**  
 Av. Major Sylvio de Magalhães Padilha, 5200  
 Bloco F, Cj 201 CEP - 05677-000 São Paulo - SP - Brazil  
 ph: 55-11-3759-8777  
 fax: 55-11-3759-8775  
 email: ideal\_brazil@idealindustries.com

**IDEAL INDUSTRIES MEXICO, INC.**  
 Parque Intermex, Periferico Sur 7999 A  
 Col. Santa Maria Tequepexpan  
 Tlaquepaque, Jalisco, Mexico, c.p. 45601  
 ph: 52-33-37702320 • 52-33-38097219 (mobile)  
 fax: 52-33-37702300

**CUSTOMER SERVICE** 800-435-0705  
 email: ideal@idealindustries.com

**QUALITY HOTLINE** 800-304-3578  
 email: quality@idealindustries.com

**TECHNICAL HOTLINE** 800-338-4495  
 email: techsupt@idealindustries.com



www.idealindustries.com



***Wire Termination  
DataComm Equipment  
Test & Measurement  
Wire Installation  
Tools & Totes  
Wire Management***



**IDEAL INDUSTRIES, INC.**  
Becker Place, Sycamore, IL 60178, USA / 815-895-5181 • 800-435-0705 in USA

**International offices:** Australia • Brazil • Canada • China • Germany • Mexico • UK  
For complete sales office contact information, visit us at:

**[www.idealindustries.com](http://www.idealindustries.com)**

Rev. 7/07  
Form No. P-070  
Printed in USA  
©2007 IDEAL INDUSTRIES, INC.