



# LT Series

## Designer Combination Unit/LED Exit Sign

### FEATURES

#### Application

The LT Series provides bright, even LED exit illumination and emergency lighting, offering a flexible solution for emergency path of egress illumination. Four long life LEDs illuminate the exit sign, and two, semi-recessed "eyeball" shaped lamp-heads with halogen or LED based MR16 lamps provide emergency unit illumination. Remote capacity and damp location options are available.

#### Construction

The precision-molded thermoplastic housing is impact and scratch resistant, corrosion proof and UV stabilized to resist discoloration. Available in white or black. Innovative snap-together design. Includes additional face-plate for single or double-face applications. Snap-in directional chevrons. Designed for ceiling or wall mounting; can be end-mounted with end-mount accessory kit. Red or green polystyrene .030" diffuser is frequency matched to the LEDs providing optimum exit sign illumination.

#### Installation

Product mounts to 3½", 4" octagon or 4" square outlet boxes. Housing back-plate includes universal knock-out pattern for outlet box mounting. Keyholes provided for securing housing to wall surface. Pre-stripped pigtail leads provided.

#### Illumination

Four long-life LEDs provide exit illumination. Exceeds the 2009 UL 924 requirements for brightness and uniformity. Unit illumination by halogen or optional high-performance LED based MR16 lamps.

#### Compliances

UL 924 Listed (optional damp location listed)

NFPA 70

NFPA 101

U.S. Patent Nos. D406,279, D400,991, 6,280,042, and 6,019,477

Catalog Number	
Comments	Type



Matching indoor remote heads for use with LTUXX3 models  
(sold separately)



LZRSW0605 (5W HAL)  
LZRSW0603L (3W LED)



LZRSB0605 (5W HAL)  
LZRSB0603L (3W LED)

#### Warranty

Fixture: 3 Years Full, 5 Years Full with Spectron

Battery: 2 Years Full, 3 Years Pro-Rata

Lifetime LED Warranty on Emergency Unit

### ORDERING GUIDE

LT							
Model	Faces	Letter Color	Finish	Application	Self-Diagnostics	Options	
	<b>U</b> Universal Single/ Double Face	<b>R</b> Red <b>G</b> Green	<b>W</b> White <b>B</b> Black	<b>Blank</b> <b>3</b> Standard Model Remote Capacity Model <sup>8</sup> <b>D</b> Damp Location Model <sup>5,8</sup>	<b>Blank</b> <b>I</b> None Spectron® Self-test/ Self-diagnostic Electronics <sup>1</sup>	<b>Blank</b> <b>03L</b> 5W Halogen lamps 3W LED Lamp <sup>6</sup> <b>0</b> Unit supplied without lampheads <sup>2</sup> <b>FAP</b> Fire alarm panel interface <sup>3,4,7</sup> <b>FM</b> Flasher module <sup>4,7</sup> <b>AF</b> Alarm/Flasher module <sup>4,7</sup> <b>24K</b> 220-240VAC, 60 Hz operation	

<sup>1</sup> Available only with remote capacity and damp location models

<sup>2</sup> Available with remote capacity (LTUXX3) models without Spectron only

<sup>3</sup> Operates with 24-volt AC or DC fire alarm panels

<sup>4</sup> -FAP, -FM or -AF options may not be specified together

<sup>5</sup> Not available with -03L(LED) option

<sup>6</sup> Not available with Spectron Self-Diagnostics

<sup>7</sup> Only available with Spectron Self-Diagnostics

<sup>8</sup> Remote and Damp cannot be specified together

### ACCESSORIES (order separately)

<b>WGTW</b>	Wireguard (wall mount)
<b>WGTC</b>	Wireguard (ceiling or end mount)
<b>FTSMKW</b>	Side mount field kit (white)
<b>FTSMKB</b>	Side mount field kit (black)
<b>PMLZTW</b>	12½" Pendant mounting kit (white)
<b>PMLZTB</b>	12½" Pendant mounting kit (black)



# LT Series

## Designer Combination Unit/LED Exit Sign

	Output Voltage	Battery	Lamp	Unit Capacity	Runtime	Extended Runtime	Remote Watts	Number of Remotes: 5W HAL	Number of Remotes: 3W LED
<b>Standard Models</b>									
LTURW	6VDC	Lead-Calcium	5W HAL	10 watts	90 min.	No	--	--	--
LTUGW	6VDC	Lead-Calcium	5W HAL	10 watts	90 min.	No	--	--	--
<b>Damp Location Models</b>									
LTURWD	6VDC	Lead-Calcium	5W HAL	10 watts	90 min.	No	--	--	--
LTUGWD	6VDC	Lead-Calcium	5W HAL	10 watts	90 min.	No	--	--	--
<b>Remote Capacity Models</b>									
LTURW3	6VDC	Lead-Calcium	5W HAL	15 watts	90 min.	Yes	5	1	1
LTUGW3	6VDC	Lead-Calcium	5W HAL	15 watts	90 min.	Yes	5	1	1
<b>Spectron® Models</b>									
LTURW3I	6VDC	Lead-Calcium	5W HAL	15 watts	90 min.	Yes	5	1	1
LTUGW3I	6VDC	Lead-Calcium	5W HAL	15 watts	90 min.	Yes	5	1	1
<b>LED Models</b>									
LTURW-03L	6VDC	Lead-Calcium	3W LED	10 watts	90 min.	Yes	--	--	--

## SPECIFICATIONS

### Standard Features:

- External push-to-test switch and AC-ON indicator
- Exit Sign Letters: 6" height, 3/4" stroke
- Snap-in directional chevrons in Exit Sign
- Low voltage disconnect
- Transformer isolation
- AC lockout
- Temperature compensated charger circuitry
- MR16 Halogen lamp with rated 200 hour life
- Battery recharge time within UL specifications

### Optional Features:

- Spectron® self-test/self-diagnostic circuitry monitors lamp status, lamp load transfer circuitry and battery capacity; displays any fault detected via a flashing code. Automatically runs periodic diagnostic routines to ensure unit readiness. Multicolor LED indicates fault condition and charging status.
- LED MR16 lamps rated at 50,000 hour life expectancy.
- Available without integral lamp heads for added run time or remote capacity operation.

### Operating Temperature Range:

Standard models: 20°C to 30°C (68°F to 86°F)

Damp location models: 10°C to 40°C (50°F to 104°F)

### AC Input Voltage

120VAC or 277VAC: 60 Hz operation standard    **Optional 220-240VAC:** 50/60 Hz

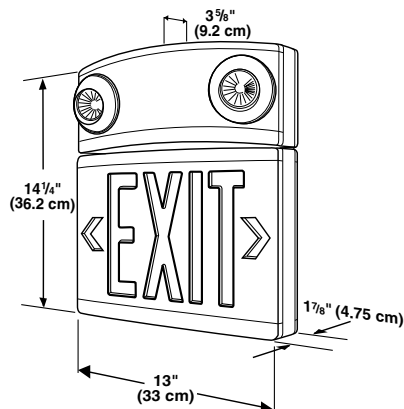
### Power Consumption

**Maximum:** 5.0W at 120VAC or 277VAC (all models)

**Normal:** 4.2W at 120VAC or 277VAC (all models)

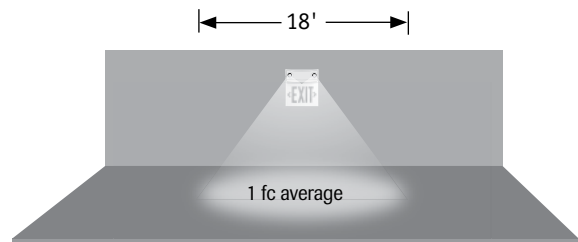
**Power Factor, Average:** .9 (lagging)

## DIMENSIONS

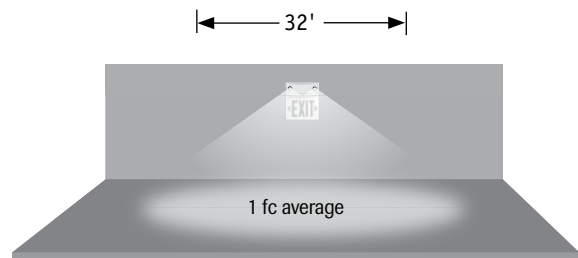


## APPLICATION DATA

### Coverage for 5W HAL MR16 lamp



### Coverage for optional 3W LED MR16 lamp



Meets Life Safety Code minimum illuminance of 0.1 fc and average illuminance of 1.0 fc. Assumes open space with no obstructions, mounting height of 7.5', ceiling height of 9' and reflectances of 80/50/20. Photometry files available on the Dual-Lite web site ([www.dual-lite.com](http://www.dual-lite.com)).

Dual-Lite • [www.dual-lite.com](http://www.dual-lite.com)

A Hubbell Lighting, Inc. brand with representatives' offices in principal cities throughout North America.

Copyright © Hubbell Lighting, Inc., All Rights Reserved • Specifications subject to change without notice. • Printed in U.S.A.



0601470 G 12/15