


subway laying pattern guide



There are many ways to decorate a kitchen, bathroom or commercial wall area with subway tiles. By choosing a unique laying pattern, you can achieve some visually-stunning results! This subway laying pattern guide outlines both traditional and contemporary ways to install subway tiles. The effects that these patterns deliver will certainly make for individual & unique tiling projects. To see our full range of subway tiles, visit our [Brisbane tile showroom](#).



NB: colours are depicted as accurately as printing process allows. **All quotes, samples, enquiries and sales are made subject to our standard conditions published in detail at www.tilemob.com.au/conditions. E.&O.E.**

For further information, contact our commercial division on **PH (07) 3355 5055** or e-mail: sales@tilemob.com.au

The Tile Mob Pty Ltd ABN 95 069 987 524

► tiles ► stone ► mosaics ► slate ► terracotta

www.tilemob.com.au

herringbone



Herringbone

A pattern that creates waves of visual movement, the herringbone pattern is made from a 2:1 tile ratio. Turn the design shown 45-degrees and it becomes a chevron pattern.



1/3 offset



Offset 1/3

A variation of the offset joint, the offset 1/3 pattern creates a stair-step pattern with each joint offset 1/3 from the row of tiles below it. Rotate the pattern to run tiles vertically for the illusion of height.




crosshatch



Crosshatch

The crosshatch pattern is a nod to a basket-weave tile pattern, with pairs installed vertically next to pairs installed horizontally. When viewed from afar, the sections resemble a checkerboard.




stack bond



Stack bond

The simplest of tile patterns, the straight-set pattern offers a more contemporary, linear look. Installed vertically or horizontally, the tile lines make your space feel taller or wider.



brick bond



Brick bond

The most popular subway pattern -- the brick bond layout -- offers a timeless look for almost any style. With each joint centred over the tile below, this pattern resembles classic brickwork. Vary the look by installing the tiles vertically.

