

# BRIDGEPORT TRANSITION FITTINGS



**CHANGING EVERYTHING.**

 **BRIDGEPORT**  
[www.bptfittings.com](http://www.bptfittings.com)



SCAN TO SEE  
**OUR FITTINGS  
IN ACTION**

# BRIDGEPORT TRANSITION FITTINGS

## BRINGING INNOVATION TO THE JOB SITE.



Bridgeport's latest product – the 5157-DC is a duplex MC to compression 3/4" EMT transition coupling that is ideal for government and school projects requiring the use of compression style fittings.

5157-DC

### Fittings that solve problems for contractors.

Our growing line of transition fittings are designed to solve common problems that contractors run into on the job site, like coupling together dissimilar systems. In their broadest application, transition fittings convert two different types of raceway while maintaining the appropriate physical strength and electrical continuity as required by the National Electrical Code.

Bridgeport understands what contractors need to safely and quickly transition between systems with uncompromised code compliance. Our expertly designed, agency listed products allow you to do this faster and easier than ever before.

## NEW FROM MIGHTY-B™

### MIGHTY-MERGE® TRANSITION FITTINGS Two-to-One EMT Couplings




#### Application:

These new set screw transition couplings are used to merge two lengths of EMT conduit into one. The **4256-DC** joins two 1/2" EMT to one 3/4" EMT. Or choose the **4258-DC** to join two 3/4" EMT to a single 1" EMT. MIGHTY-MERGE Two-to-One EMT Couplings can be used in commercial and institutional construction or OEM systems.

These fittings are ideal in situations when limited knockout space is available entering an enclosure or panel, to isolate circuits, coordinate installation speed in and out of block wall construction or in an OEM design requiring tight parallel raceway management.

The single screw inspection cover provides easy access for tracing, identifying or isolating conductors.



FOR MORE INFORMATION, VISIT: [WWW.BPTFITTINGS.COM](http://WWW.BPTFITTINGS.COM)





280-DC



284-DC

287-XS




280

### EMT to FMC Transition Couplings

Compression type for EMT; two-screw steel strap end for flexible metal conduit.

#### Malleable Iron

Catalog Number	EMT Trade Size	Flex Trade Size	Unit Qty.	Std. Pkg. Qty.
280	1/2"	3/8"	25	100
281	1/2"	1/2"	20	100



280-SP

### EMT to AC/MC and FMC Transition Couplings

cULus E9391: 280-DC, 280SP, 280-SPMB, 281-DC, 281-DCG, 282-DC, 283-DC, 284-DC, 285-DC and 286-DC

cETLus: 287-XS thru 290-XS

#### Zinc Die Cast

Catalog Number	EMT Trade Size	Flex Trade Size	Unit Qty.	Std. Pkg. Qty.
280-DC	1/2"	3/8"	25	100
280SP	1/2"	3/8"	25	100
280-SPMB	1/2"	3/8"	25	100
281-DC	1/2"	1/2"	25	250
281-DCG	1/2"	1/2"	25	100
282-DC	3/4"	3/4"	25	100
282-DCX	3/4"	1/2"	25	100
283-DC	1"	1"	10	100
284-DC	1 1/4"	1 1/4"	4	40
285-DC	1 1/2"	1 1/2"	2	20
286-DC	2"	2"	2	20
287-XS	2 1/2"	2 1/2"	1	4
288-XS	3"	3"	1	4
289-XS	3 1/2"	3 1/2"	1	2
290-XS	4"	4"	---	1



280-DC



280SP



280-SPMB



281-DCG



286-DC

287-XS



Zinc



Steel

### EMT to Rigid Transition Couplings

Set screw type fitting used to join EMT to rigid or IMC. Concrete-tight. Furnished with Tri-Drive slot/Phillips/Robertson head screws.

cULus File No. E9391: 290-S thru 292-S

#### Zinc Die Cast

Catalog Number	Trade Size	Unit Qty.	Std. Pkg. Qty.
290-DC	1/2"	50	200
291-DC	3/4"	25	100
292-DC	1"	25	100

#### Steel

Catalog Number	Trade Size	Unit Qty.	Std. Pkg. Qty.
290-S	1/2"	25	100
291-S	3/4"	25	100
292-S	1"	10	50

#### TRADITIONAL SOLUTION



#### BRIDGEPORT SOLUTION




282-DC

#### TRADITIONAL SOLUTION



#### BRIDGEPORT SOLUTION



290-DC



291-S



291-MS



290-RT


### Mighty-Merge® Raintight EMT to Rigid Combination Couplings

Used to join rigid to EMT. Coupling internally threaded for rigid / IMC. Compression type for EMT. "Raintight". Patented.

cETLus Listed

Zinc Die Cast

Catalog Number	Trade Size	Unit Qty.	Std. Pkg. Qty.
290-RT	1/2"	25	100
291-RT	3/4"	25	100
292-RT	1"	10	50



292-RT



290-MS

### EMT to Rigid Transition Couplings

Used to join rigid or IMC to EMT. Coupling internally threaded for rigid / IMC. Compression type for EMT. Concrete-tight.

UL File No. E9391: 292-MS

Zinc Plated Steel

Catalog Number	Trade Size	Unit Qty.	Std. Pkg. Qty.
290-MS	1/2"	25	100
291-MS	3/4"	25	100
292-MS	1"	10	50



292-MS

### EMT to FMC Transition Couplings

Used to join EMT to flexible metal conduit.

Screw-in end for flex. Compression end for EMT.

UL File No. E9391, also 581-DC UL listed for use with XRWFMC.

Zinc Die Cast

Catalog Number	Trade Size	Unit Qty.	Std. Pkg. Qty.
581-DC	1/2"	50	500
582-DC	3/4"	25	250
583-DC	1"	10	100



581-DC



582-DC



**TRADITIONAL SOLUTIONS**

**BRIDGEPORT SOLUTION**

**4157-DC**

**Mighty-Merge® Multi MC to EMT Transition Couplings**

Used to join 1/2 to 10/3 armored or metal clad cable or 3/8" flexible metal conduit to EMT. A labor savings, compared to the traditional junction box installation. Ensure that cables are inserted such that the cable armor is visible in the inspection holes. The 4156 and 4157 are two port designs. The 4357 is a three port design and the 4457 is four port. The 5157 is a two port compression design ideal for government and school construction requiring compression type fittings. Patented and Patents Pending.

cULus File No. E20534

**Zinc Die Cast**

Catalog Number	EMT Trade Size	Flex Trade Size	Unit Qty.	Std. Pkg. Qty.
4156-DC	1/2"	3/8" (2 Port)	20	100
4157-DC	3/4"	3/8" (2 Port)	25	100
4357-DC	1	3/8" (3 Port)	5	20
4457-DC	1	3/8" (4 Port)	5	20
5157-DC	3/4"	3/8" (2 Port)	25	100


**4256-DC**


**4258-DC**
**Mighty-Merge Two-to-One Combination Couplings**

Used to join two lengths of EMT conduit into one. The 4256-DC joins two 1/2" EMT to one 3/4" EMT. The 4258-DC joins two 3/4" EMT to 1" EMT. Patented.

cULus File No. E24001

**Zinc Die Cast**

Catalog Number	Trade Size	Unit Qty.	Std. Pkg. Qty.
4256-DC	1/2" - 3/4"	10	40
4258-DC	3/4" - 1"	10	40


**4256-DC**

**4360-DC**
**Raintight Liquid Tight to EMT Transition Couplings**

Used to join either metallic or nonmetallic (Type "B") liquid tight to EMT. Concrete-tight. UL listed "Raintight". Patented.

UL File No. E24001 CSA File No. LR39354

**Zinc Die Cast**


Catalog Number	Trade Size	Unit Qty.	Std. Pkg. Qty.
4360-DC	1/2"	25	100
4361-DC	3/4"	10	50
4362-DC	1"	10	50
4363-DC	1 1/4"	5	25
4264-DC	1 1/2"	5	25
4265-DC	2"	5	20

**TRADITIONAL SOLUTIONS**

**BRIDGEPORT SOLUTION**

**4361-DC**

**TRADITIONAL SOLUTION**



**BRIDGEPORT SOLUTION**



**Liquid Tight to Rigid Transition Couplings**




Used to join metallic to rigid / IMC. Concrete-tight. UL listed "Raintight".

cULus File No. E9391

**Steel**

Catalog Number	LT - Rigid Trade Size	Unit Qty.	Std. Pkg. Qty.
4369-LT	3/8" - 1/2"	25	125
4370-LT	1/2" - 1/2"	20	100
4371-LT	3/4" - 3/4"	10	50
4372-LT	1" - 1"	5	25
4373-LT	1 1/4" - 1 1/4"	4	20
4374-LT	1 1/2" - 1 1/2"	3	15
4375-LT	2" - 2"	2	10

**TRADITIONAL SOLUTION**



**BRIDGEPORT SOLUTION**



**Mighty-Merge® Combination Couplings**



Couplings used to join 3/4" flexible metal conduit and AC/MC Cable. The 4057-DC is also listed for MCIA Cable. Ensure that the cable is inserted such that the cable armor is visible in the inspection holes. Patented.

cULus File No. E20534


**Zinc Die Cast**

Catalog Number	EMT Trade Size	FMC Trade Size	MC Cable Range	Unit Qty.	Std. Pkg. Qty.
4057-DC	3/4"	3/8"	14/2-10/4 (MC) 12/3 (AC)	25	100
4058-DC	3/4"	1/2"	10/4-6/4 (MC) 10/3-6/4 (AC)	25	100

**THE BRIDGEPORT FITTINGS DIFFERENCE**



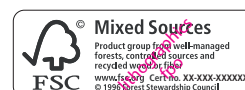
Distributed by:



**Bridgeport Fittings, Inc.**  
705 Lordship Blvd.  
Stratford, CT 06615-7313

**Voice: 203.377.5944**  
**Fax: 203.381.3488**  
**E-mail: sales@bptfittings.com**

[www.bptfittings.com](http://www.bptfittings.com)



Printed in the U.S.A.  
© 2015 Bridgeport Fittings, Inc. All rights reserved.