

GENERAC®

Automatic Standby Generators | Portable Generators



Never Feel Powerless.™

FACT

POWER OUTAGES ARE INCREASING
7.2% EACH YEAR.

Source: NOAA





What could
you lose in a
power outage...

Your family's security. Your way of life.

Back your home up with a Generac generator and never have to worry.

HVAC

BEDROOM

LIGHTS & SECURITY

KITCHEN

COMMUNICATION:
PHONE, INTERNET, TV

The storm took place on April 30th, 2010, with over 17" of rain throughout the night. Around 1 a.m. we heard a loud crash outside our bedroom window. The power went out but within a few minutes we heard the Generac generator start and power was restored, so my wife and I just went back to sleep.

At 8 a.m. the power company came and told us the power was out in the area and that we had several trees down next to our home. He noticed we still had power and I told him we had a generator. He went to look around outside and in a few minutes returned. He told me a tree had crushed the generator but it was still running. I told him it had been running for 7 hours and he was shocked.

The power came back on and the generator went back to stand-by mode. I could not believe the damage the generator had experienced and still ran. Yes, a tree fell on it, crushing the enclosure, but it was also moved nearly two feet from the original position. The generator has been 100% reliable for over 9 years through storms and tornados and never let us down. Of course the replacement can only be a GENERAC!

Bill
Jackson, TN



FACT

TOP POWER OUTAGE CONCERNS:
FOOD SPOILAGE & MAINTAINING OUTSIDE CONTACT.

Source: PERC Extreme Weather Survey

Never feel powerless.

TELEVISION

If your power goes out, your generator goes on – automatically. It's really that simple.

An automatic standby generator works by monitoring utility voltage 24/7. When your electricity is interrupted, the generator detects the problem and goes to work. The automatic transfer switch safely disconnects the utility line and transfers to generator power. Power is simultaneously restored within seconds. Once the utility is restored, the generator returns to standby mode.

REFRIGERATOR/
FREEZER

- Works whether you are home or away.
- Runs on your home's existing LP or natural gas supply.
- Sits outside just like a central air conditioner.

HOT WATER

Generac. The generator experts.

Generac is known primarily for generators. With a sole focus on power generation for over 50 years, our reputation as the generator experts has grown to include portable, RV, residential, commercial and industrial generators. Today, customers prefer Generac seven to one over the closest competition.

OVEN

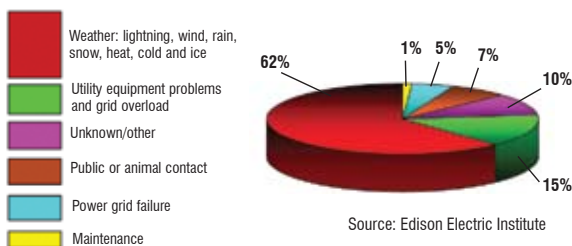
Why choose Generac?

- Generac's OHVI® engine – the only engine designed specifically for extended generator use. Powers our most popular standby and many of our portable generators.
- Extensive dealer network specializing in generators.
- Broadest home generator product line – install the exact solution to your backup power needs.
- Easiest installation on the market with our pre-wired solutions.
- Generac's Guardian® Series residential standby generators, and all of Generac's portable generators, have earned the Seal after review by the Good Housekeeping Research Institute.

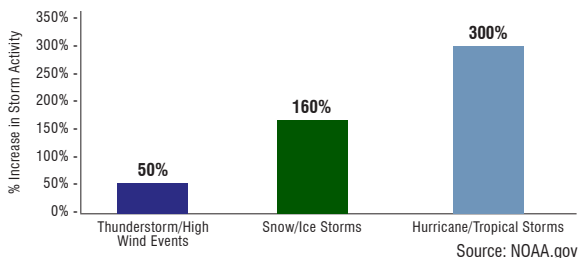


If it hasn't happened to you, it will.

Permanent power protection is more important than ever as unexpected power outages have become more frequent and are lasting longer. Causes range from severe weather to an overtaxed power grid.



In addition, weather trends over the past several years show a significant increase in storm activity across the country.



Imagine your home without power. What would happen to your family?

While more families have chosen a Generac home standby generator more than any other brand, they didn't all do so for the same reasons. What would your family miss during a power outage?

- Refrigeration/freezer – food spoilage
- Furnace – frozen pipes, heat
- Air conditioning – mold growth, comfort
- Sump pump – flooding
- Contact with the outside world – internet, cell phone chargers, tv
- Lighting – inside and outside
- Cooking, bathing, and washing clothes
- Charging power tools for use during the emergency and post outage cleanup
- Keeping the kids occupied with tv, video games and internet
- Monetary loss from hotel costs, eating out, personal property damage, unexpected expenses



FACT

POWER OUTAGES DURING HURRICANE IKE
AFFECTED 3.8 MILLION PEOPLE.

Source: NOAA



FACT

POWER OUTAGES COST HOMEOWNERS
\$1.5 BILLION PER YEAR.

Source: NOAA



Sizing a generator is based on **your needs.**

By sizing your generator according to your needs instead of your home's square footage, you won't overspend or be surprised by inadequate coverage.

Decide what items are important to you in a power outage. These items are powered through circuits in your breaker box. The number of chosen circuits decides your generator size. Use this chart as a guide to determine the power you need.

	7 kW	8 kW	10 kW	14 kW	17 kW	20 kW +
Circuits	8	10	12	14	16	200 Amp
Air Conditioning	2-ton	3-ton	3-ton	up to 4-ton*	up to 5-ton*	up to 5-ton*
Kitchen	■	■	■	■	■	■
Furnace	■	■	■	■	■	■
Sump Pump	■	■	■	■	■	■
Number of Bathrooms Backed Up	1	1	2	2	3	3+
Number of Bedrooms Backed Up	1	2	3	4	5	5+
Living Areas	■	■	■	■	■	■
Well Pump or Water Heater		■	■	■	■	■
Home Office			■	■	■	■
Garage			■	■	■	■

* For multiple A/C units check with your installer for installation options. Rooms and appliances indicated here are for example only. Professional sizing is recommended.

Yes, we manufacture our own engine...



Generac OHVI® Engine

The only engine designed specifically for generator use.

Why is this important? Generators are often required to run for hours at a time, day after day. Generac's OHVI engine utilizes the same type of pressurized oil lubrication used to give automobile engines long and trouble free lives. Our engine has a significantly longer life than many competitive engines - an unprecedented three to four times longer. That's the reliability you need for the long run times emergency backup can require.



Choosing the right system

ESSENTIAL CIRCUITS

Cover just the basics. (7 - 17 kW)

Many homeowners choose to cover only a minimum number of rooms during a power outage. Generac's smaller kW units fit these requirements perfectly and are remarkably economical.

Prepackaged Systems

These affordable automatic standby generator packages are also the easiest to install.



+

50 Amp
Transfer
Switch

OR



+

Pre-wired
100 Amp
EZ Switch™

MANAGED WHOLE-HOUSE

More coverage with less generator. (8 - 20 kW)

Gain up to whole-house coverage through smart power management. If it is unlikely you will turn on every appliance at the same time (most people don't), a smaller generator paired with a Generac load managing switch provides whole-house coverage through a managed power solution.

Managed Power Solutions

Non-essential circuits are shed when the generator approaches maximum capacity to eliminate overload, then are cycled back on when essential circuits are satisfied.



+

Nexus Smart Switch™
OR
Nexus™ LTS

COMPLETE WHOLE-HOUSE

Cover every circuit all the time. (8 kW and up)

Generac's full line of backup power solutions include larger generators capable of covering every circuit in any size home for complete whole-house protection. Never wait for an appliance to take its turn being powered. When the power goes out, everything goes on - no matter how many circuits need to be backed up.

Custom Solutions

Protect every circuit all the time with a customized solution providing complete whole-house coverage.



OR



+

Nexus
Smart Switch™

FACT

THE LIMITED WARRANTY REFLECTED BY THE GOOD HOUSEKEEPING SEAL MEANS THAT IF A PRODUCT BEARING THE SEAL IS DEFECTIVE WITHIN THE FIRST TWO YEARS OF PURCHASE, GOOD HOUSEKEEPING WILL REPLACE THE PRODUCT OR REFUND THE PURCHASE PRICE.



RESIDENTIAL & COMMERCIAL AUTOMATIC STANDBY GENERATORS

CorePower® System – 7 kW

The best value in residential standby power. Generac's new 7 kW CorePower™ System is a complete generator and transfer switch system, priced more affordably than any other generator and transfer switch package in the market. It makes choosing an automatic generator over a portable the obvious choice to manage a power outage. The compact design is engineered for easy maintenance and serviceability, and is ideal when space is at a premium.

- Roof and sides are easily removed for full service access, no tools required
- Digital controller with LED light status and fault indicators
- All weather composite enclosure, great for both coastal and inland areas
- 50 Amp, 8 circuit load center with breakers included



Guardian® Series – 8, 10, 14, 17, 20 kW

The #1 selling home standby generator. With Generac's Guardian Series, you can ensure you have the correct amount of coverage you expect. Either match your needs to a prepackaged system or have your dealer or contractor help design the best system for you.

- Automatic, hands-free backup power supply for home or business.
- Kicks in within ten seconds of determining power loss. Your life won't miss a beat.
- Continuous fuel choice of LP or natural gas.



8, 10, 14, 17 kW Models

- Features the Nexus® Digital Controller, with user-friendly LED display and controls for programmable diagnostics and information at a glance.
- TruePower™ Technology provides clean, smooth operation of sensitive electronics and appliances.
- Easiest installation and best value on the market.
 - many models pre-packaged with a pre-wired transfer switch
- Composite mounting pad included.
- 17 kW model features Quiet-Test™ mode for a weekly self test that's quieter than other brands.
- 17 kW includes external GFCI outlet and is available with an optional aluminum enclosure.

20 kW Models

One of the most powerful air-cooled generators on the market today, this unit provides whole house power protection for many homes. Additional features include:

- Aluminum enclosure is standard. Providing extra protection ideal for salt-air coastal communities.
- Quiet-Test™ mode for a weekly self test that's quieter than other brands.
- Base fascia for added protection against debris and rodents.
- Available pre-packaged with the Nexus Smart Switch™ whole-house coverage.
- External GFCI outlet.

FACT

1.5 MILLION PEOPLE IN NEW ENGLAND AND NEW YORK
LOST POWER DURING THE 2008 ICE STORM.

Source: FEMA





Guardian® Series – 25, 30, 45, 60 kW

Need a little more power? The solid, reliable, increased power of a liquid-cooled engine provides whole-house protection for larger homes, and small to medium size businesses such as convenience stores, restaurants and offices.

- The best liquid cooled engine packs more power into a smaller footprint - ideal when space is a premium.
- Features the Nexus® Digital Controller, with user-friendly LED display and controls for programmable diagnostics and information at a glance.
- Quiet-Test™ mode for a weekly self-test that runs quieter than other brands. Patented, programmable feature ensures proper operation. Uses less fuel and emits fewer emissions.
- Sturdy galvalneal steel enclosure with RhinoCoat™ finish for superior protection against corrosion.
- Clean burning, continuous fuel choice of LP or natural gas.
- Hour meter monitors run time, providing information to determine maintenance intervals.
- Neutral styling, color and small footprint fits unobtrusively into landscaping.

Larger kW units are capable of providing whole house backup for most homes. They are also ideal for many commercial applications. Ask about Generac's commercial custom generators when three phase or more than 60 kW is required.



QuietSource® Series – 22, 27, 36, 48 kW

The ultimate in home protection. Premium features are standard on the ultimate standby generator. Thanks to the low-speed engine, it's so quiet you'll forget you own a generator until you need it. Ideal for large residential and small to medium commercial applications.

- Powerful low-speed, liquid cooled engine is engineered to run at only 1800 rpm for a substantially quieter generator, consuming less fuel and giving both the engine and alternator a longer life.
- More power packed into a smaller footprint than comparable competitive units.
- Features the Nexus® Digital Controller, with user-friendly LED display and controls for programmable diagnostics and information at a glance.
- Quiet-Test™ mode for a weekly self-test that runs quieter than other brands. Patented, programmable feature ensures proper operation. Uses less fuel and emits fewer emissions.
- Standard aluminum, All-Weather™ enclosure provides the ultimate protection from the elements. Aluminum's corrosion resistance prolongs the life of your generator and is recommended for salt-air, coastal locations.
- Clean burning, continuous fuel choice of LP or natural gas.

AUTOMATIC TRANSFER SWITCHES

Generac designs and manufactures a complete line of automatic transfer switches to meet the requirements of virtually any emergency standby application and codes in all areas of the country. All switches are UL 1008 Listed.

ESSENTIAL CIRCUIT COVERAGE

EZ Switch™ — Pre-Wired Transfer Switch

Generac's EZ Switch is a distributed load center that backs up selected circuits for essential circuit coverage. Pre-wired for the easiest installation on the market, they are an excellent value when whole house coverage is unnecessary.

- Available in 10, 12, 14 or 16 circuits
- 30 ft. pre-wired conduit connects transfer switch to external box
- 2 ft. pre-wired conduit for moving circuits from the main panel to the transfer switch
- Pre-wired external connection box with weatherproof conduit for generator connections



EZ Switch™

LOAD MANAGEMENT — WHOLE-HOUSE COVERAGE

Nexus Smart Switch™ — Digital Load Management

Engineered with Generac's Digital Load Management™ (DLM) technology, the Nexus Smart Switch is the smartest transfer switch on the market. It has the ability to manage two air conditioners without adding additional components or cost. Gain flexibility by adding individual DLM modules and manage up to four additional large loads.

- 100, 200 or 400 Amps
- Service rated and non-service rated
- NEMA 3R aluminum enclosure standard
- Cover every circuit all the time when combined with a larger generator



Nexus Smart Switch™ and DLM™ Module


Nexus™ LTS Load Shed Switch

With a built-in 16 circuit load center, the Nexus LTS is the answer when more than six large loads need to be managed.

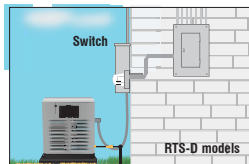
- 200 Amp, service-entrance rated
- Aluminum NEMA 3R outdoor-rated enclosure



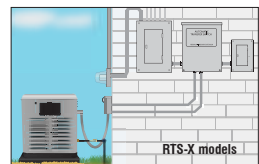
Nexus™ LTS Switch



RTS-S models



RTS-D models



RTS-X models

Use service rated Nexus Smart Switches (D & S models) with service disconnect for quick & easy installations. Use non-service rated Nexus Smart Switches (X models) for custom installations or with installs that require a subpanel.

GenReady™ Load Center

New home construction or renovations with electrical upgrades are the ideal time to install Generac's GenReady Load Center. Enjoy substantial savings on installation and a simplified generator system.

The advanced engineering of the GenReady Load Center replaces the home's main circuit panel and incorporates the automatic transfer switch in the form of the EZ Transfer Operator™ with the emergency panel. All power switching is handled with one unit. It becomes a hybrid circuit panel capable of separating out only the electrical circuits chosen to be backed up during a power outage.

- 40-circuit capacity with the use of tandem breakers
- Dimensions same as a standard 42-circuit main load center
- Compatible with generators rated up to 125 Amps/30 kW
- UL Listed, single-phase applications only
- NEMA 3R version available for outdoor applications



GenReady™
Load Center

RTS Switches

The only CSA approved service rated transfer switches available in the industry. Can be installed outdoors in applications where there is no garage or basement.

- 100 and 200 Amp
- NEMA 3R aluminum enclosure for outdoor applications, reduces weight and provides additional corrosion protection



RTS
Series

ACCESSORIES

Nexus™ Wireless Remote Monitors

No need to go outside during inclement weather to check your generator's status. Completely wireless and battery powered, Generac's Nexus wireless remote monitor gives you instant status updates without ever leaving the house. Use with generators 8-60 kW.

ADVANCED

- A/C powered with battery back-up
- Includes cradle for desk or wall mounting
- LED display information includes generator faults and warnings



BASIC

- Small and compact
- Magnetic back for refrigerator mounting
- Audible feature when attention is needed or battery is low



Scheduled Maintenance Kits

Ensures that your generator is always in top operating condition and that your warranty requirements are met.



Scheduled Maintenance Kits

Cold Weather Kits

Recommended for areas where the temperature regularly drops below 10°F.



Cold Weather Kits

Fascia

Continues the contoured appearance. Provides additional protection from ground debris and rodents.



Fascia

Take Generac with you.

Portable power when and where you need it.

Generac's line of portable generators offers affordable reliability and options for home use, camping, job site or outdoor events. Power the fun stuff or cover an emergency. The wide range of sizes gives you the flexibility to choose as much power as you need.



PORTABLE GENERATORS

ix Series™ 800 – 2000 Watts

Generac's ix series inverter technology takes the raw power produced by the generator and passes it through a special electronic microprocessor to provide clean and stable power, safe for computers and other sensitive electronic devices. Designed for life on the road, its durable, lightweight, compact design with built-in handle offers portable power for camping, tailgating, and recreational use.



- Compact Size is up to 40% lighter than a standard generator of equal watts
- 12 volt battery charging capability (except ix800)
- FlexPower™ Mode
 - Automatically adjusts engine speed to meet electrical demand
 - Saves fuel and reduces noise
- Fully enclosed case for quiet operation
- Electronic overload protection circuit breaker protected
- LED lights on control panel indicate unit status at a glance
- Low-oil shutdown prevents possible engine damage

GP Series™ 1800 – 17500 Watts

With a range of power options, the GP Series has an affordable, reliable portable generator for your application.



- Hardened steel tube cradle
- Fold-down handles and never-flat wheels
- Low-oil shutdown
- Circuit breaker protected outlets
- Covered outlets for more protection from the environment
- Hour meter with maintenance resets
- 16-gallon fuel tank and idle control on 15000 & 17500
- Electric start models available

XG Series™ 4000 – 10000 Watts

The premium quality and reliable performance of the XG Series comes from Generac's OHVI® engine. Depend on this rugged unit to provide years of reliable power to your event, job site, or at home.



- Generac OHVI engine on all models
- Illuminated control panel for improved visibility
- Low-oil pressure protection to protect engine from damage
- Covered outlets for more protection from the environment
- Start/stop, fuel shut-off and choke controls conveniently located on control panel
- PowerBar™ displays wattage usage
- GFCI circuit breaker for added protection
- External battery charge jack on electric start models
- Hour meter with maintenance resets tracks usage
- Electric start models available

XP Series™ 4000 – 8000 Watts

The undisputed workhorse of the portable market, professional grade XP Series portable generators are engineered specifically with contractors and construction sites in mind.



- Generac OHVI® engine on all models
- True Power™ technology for utility quality electrical output
- Electric start models available
- Start/stop fuel shut-off and choke controls conveniently located on control panel
- Low-oil pressure protection
- Covered outlets for more protection from the environment
- Circuit breaker outlet protection
- External battery charge jack
- Maintenance kit is included
- Electric start models available
- Cord set included

(Specifications and features vary by model)

FAQ's

Who is Generac?

Since 1959, Generac has been designing and manufacturing backup power generators for residential, commercial and industrial applications. We have grown to be the world's largest provider of residential standby generators, selling seven times as many generators as all of our competitors combined. Generac's broad product line ranges in output from 800 watts to 9 megawatts, and are available through the industry's largest network of independent generator dealers, retailers and wholesalers. Generac is a proud supporter of the Home Safety Council and its products have earned the Good Housekeeping Seal. For more information on Generac and its extensive line of backup power products, visit www.generac.com.

What is an automatic standby generator?

An automatic standby generator is a back up electrical system that operates whether you are home or away. Within seconds of an outage, it automatically supplies power directly to your home's electrical circuit breaker box. After utility power returns, the generator shuts itself off and waits for the next outage. It operates on natural gas or liquid propane gas and sits outside just like a central air conditioning unit.

Why should I buy an automatic standby generator instead of a portable generator?

During a utility power outage, an automatic standby generator provides numerous advantages over a portable generator:

- The American Red Cross recommends permanently installed standby generators as a safer way to provide backup power to a home than a portable generator.
- With an automatic standby generator properly installed outside, your home is protected from deadly carbon monoxide poisoning that is a much greater risk with portable generators.
- Running on the home's natural gas or LP fuel supply, it is less expensive to run than gasoline and does not need to be refilled.
- They start automatically within seconds of a power outage, and eliminate the need to haul a portable generator outside or run extension cords throughout your home.
- They provide protection 24/7, whether you're home or away, and they turn themselves off when utility power returns, so there is no need to monitor the unit during an outage.

What is the difference between an automatic air-cooled generator and an automatic liquid-cooled generator?

The engines! Air-cooled generators come with engines that use fans to force air across the engine for cooling, while liquid-cooled generators use enclosed radiator systems for cooling, similar to an automobile. Generally, liquid-cooled engines are used on larger kW generators due to the larger engines required for higher power outputs.

How does the Generac OHVI® engine compare to air cooled engines used in other brands of standby generators?

Unlike many engines manufactured primarily for lawn and garden applications, Generac OHVI engines are made specifically for generators. They are engineered to run for the long periods of time required during a severe power outage or on a job site, utilizing the same type of pressurized oil lubrication used to give automobile engines long and trouble-free lives. Generac OHVI engines have a significantly longer life than competitive engines, making them the best investment on the market.

What's the advantage of an aluminum enclosure?

In addition to its sturdy galvanized steel enclosure with RhinoCoat™, Generac is one of the few companies to offer premium aluminum enclosures for its residential standby generators. Aluminum enclosures are naturally rust and corrosion resistant. For salt air or high humidity conditions, aluminum is highly recommended to ensure decades of worry free service.

Can an automatic standby generator replace utility service?

No...the generator fuel costs would be much more expensive than buying power from the utility company since their cost to produce electricity is divided among thousands of customers.

How do I correctly size a generator for my home?

The most logical way to determine your needs is to envision your home without power. Some outages may be short in duration, while others could last for days or weeks. What would your family miss during an outage?

With the broadest product line available, essential circuit coverage starts at only \$1699 with the Generac CorePower™ System. Other systems are available to cover virtually any application:

Essential Circuit Coverage - Generac takes the guesswork out of sizing by offering prepackaged Guardian Series generator systems. The generator is paired with a transfer switch containing a predetermined number of circuits based on the generator's kW power rating. Each circuit is directly connected to a matched circuit on the home's main circuit breaker panel, providing electricity to that specific appliance or area of the home. For example, ten circuits are supplied for the 8 kW generator. With this system, you could connect (1) lights and TV in the family room, (2) microwave and lights in the kitchen, (3) refrigerator, (4) power to the bathroom, (5) computer and home office, (6) garage door opener, (7) air conditioner, and (8) furnace.

Managed Whole House Coverage - You can get more coverage with less generator, up to whole house coverage, by pairing a smaller generator with one of Generac's Nexus™ load shedding switch options. This creates a managed power solution where non-essential circuits are shed when the generator approaches maximum capacity. They are cycled back on when essential circuits no longer require power, so all circuits receive power at different times.

Complete Whole House Coverage - Easily cover every circuit in your home by pairing one of Generac's larger kW units and the proper transfer switch to provide full coverage. No circuit is ever left uncovered, so every appliance is available every minute.

Can I install the generator myself?

As an option, Generac offers the Guardian Series systems prepackaged and pre-wired with comprehensive installation instructions. You could perform the simpler site preparation steps and have a professional make the electrical panel and fuel connections, or you could complete the entire installation yourself. However, for safety reasons and to ensure adherence to all local, state and national electrical codes, particularly for non pre-wired or larger systems, Generac recommends you use an authorized Generac dealer or licensed contractor.

Do they have to be maintained?

Yes, simple maintenance is required. All generators require periodic oil and filter changes to ensure maximum performance for years of reliable service. Preventative maintenance kits are available and many Generac dealers offer annual maintenance contracts for a worry-free ownership experience. Refer to the owner's manual for routine maintenance procedures and schedules.

What type of oil should I use?

An SAE rated high detergent oil that meets API Service Class SF requirements for gasoline engines, similar to your car. Refer to your owner's manual for details.

What happens if the generator gets overloaded?

Generac generators are equipped with overload protection. In the rare event of an overload, the generator's circuit breaker will trip, disconnecting the unit from the load. Simply correct the overload and reset the breaker in the generator.

I no longer have my Owner's Manual, how can I get another copy?

Owner's manuals and other technical / repair information can be downloaded from generac.com or by calling 1-888-GENERAC.

If I have a problem with my generator where do I go for help?

To find an authorized Generac Service Center for parts or service, refer to the Dealer Locator at generac.com or call the Automated Dealer Locator at 1-888-GENERAC.

Standby Generators

	CorePower™	Guardian® Series Residential Generators					
Pre-packaged model	005837-0	005870-0	005871-0	005872-0	005873-0	005874-0	005875-0
Non pre-packaged models	N/A	005882-0	005883-0	005884-0	005885-0	005886-0	005887-0
Rated Power (LPG/NG)	6/7kW	8/7 kW	10/9 kW	14/13 kW	17/16 kW	17/16 kW	20/18
Voltage (Single Phase)	240V	240V	240V	240V	240V	240V	240V
Amps @ 240V LPG	29.2	33.3	41.6	58.3	70.8	70.8	83.3
Amps @ 240V NG	25	29.2	37.5	54.2	66.6	66.6	75
Engine/Alternator RPM	3600/3600	3600/3600	3600/3600	3600/3600	3600/3600	3600/3600	3600/3600
Engine	420cc Vertical	OHVI / 410cc	OHVI / 530cc	OHVI / 992cc	OHVI / 992cc	OHVI / 992cc	OHVI / 999cc
Fuel Consumption @ full load LPG cu. ft/hr (gal.hr)	46 (1.31)	62 (1.68)	70 (1.93)	84 (2.30)	94 (2.57)	94 (2.57)	106 (2.90)
Fuel Consumption @ full load NG cu. ft/hr (gal.hr)	146	139	156	220	261	261	294
Quiet-Test Mode	No	No	No	No	Yes	Yes	Yes
db(A) at exercise	tbd	62	63	66	60	60	60
db(A) at normal operating load	tbd	62	63	66	66	66	66
Automatic Transfer Switch	50 Amp	100 Amp	100 Amp	100 Amp	100 Amp	100 Amp	200 SE Rated
Circuits Included	8	10	12	14	16	16	NA
Enclosure	Composite	Steel	Steel	Steel	Steel	Aluminum	Aluminum
Enclosure Color	Bisque	Bisque	Bisque	Bisque	Bisque	Gray	Gray
Warranty	2 Year Limited	3 Year Limited	3 Year Limited	3 Year Limited	3 Year Limited	3 Year Limited	3 Year Limited
Dimensions (L" x W" x H")	24 x 30 x 33	48 x 25 x 29	48 x 25 x 29	48 x 25 x 29	48 x 25 x 29	48 x 25 x 29	48 x 25 x 29
Generator Weight (lbs.)	250	340	387	439	455	421	451
CARB Compliant	Yes	Yes	Yes	Yes	Yes	Yes	Yes
Transfer Switch Weight (lbs.)	25	53.5	57	60.8	64	68	39

Available Q3 2010

* Includes Stated Transfer Switch.

	Guardian® Series Larger Homes and Small Business Generators					
Model	QT02516ANSX	QT03016ANSX	QT04524ANSX	QT04524ANSC	QT06024ANSX	QT06024AVSX
Special Order SKU	126-496	126-496	126-496	126-496	126-496	126-496
Rated Power (LPG/NG)	25/25 kW	30/27 kW	45/45 kW	45/45 kW	60/60 kW	60/60 kW
Voltage (Single Phase)	240V	240V	240V	240V	240V	240V
Amps @ 240V LPG	104.2	125	187.5	187.5	250	N/A
Amps @ 240V NG	100	120.8	187.5	187.5	N/A	250
Engine/Alternator RPM	3600/3600	3600/3600	3600/3600	3600/3600	3600/3600	3600/3600
Engine	In-line 4-Cyl.	In-line 4-Cyl.	In-line 4-Cyl.	In-line 4-Cyl.	In-line 4-Cyl.	In-line 4-Cyl.
Fuel Consumption @ full load LPG cu. ft/hr (gal.hr)	155 (4.3)	187 (5.1)	290 (8)	290 (8)	N/A	327 (9.0)
Fuel Consumption @ full load NG cu. ft/hr	390	470	730	730	862	N/A
Quiet-Test Mode	Yes	Yes	Yes	Yes	Yes	Yes
db(A) at exercise	62	62	61	61	65	65
db(A) at normal operating load	74	75	73	73	72	72
Automatic Transfer Switch	Not Included	Not Included	Not Included	Not Included	Not Included	Not Included
Enclosure	Steel	Steel	Steel	Steel	Steel	Steel
Enclosure Color	Bisque	Bisque	Bisque	Bisque	Bisque	Bisque
Warranty	2 Year Limited	2 Year Limited	2 Year Limited	2 Year Limited	2 Year Limited	2 Year Limited
Dimensions (L" x W" x H")	62.2 x 29 x 33.5	62.2 x 29 x 33.5	77 x 33.5 x 45	77 x 33.5 x 45	77 x 33.5 x 45	77 x 33.5 x 45
Generator Weight (lbs.)	875	935	1414	1414	1441	1441
SCAQMD Model	•	•		•		

	QuietSource® Series Residential Generators				
Model	QT02224ANAX	QT02724ANAX	QT03624ANAX	QT04842ANAX	QT04842ANAC
Rated Power (LPG/NG)	22/22 kW	27/25 kW	36/35 kW	48/46 kW	48/46 kW
Voltage (Single Phase)	240V	240V	240V	240V	240V
Amps @ 240V LPG	91.6	112.5	150	200	200
Amps @ 240V NG	91.6	104.2	146	192	192
Engine/Alternator RPM	1800/1800	1800/1800	1800/1800	1800/1800	1800/1800
Engine	In-line 4-Cyl.	In-line 4-Cyl.	In-line 4-Cyl.	V-6	V-6
Fuel Consumption LPG	125 (3.4)	143 (3.9)	200 (5.5)	260 (7.20)	260 (7.20)
Fuel Consumption NG	316	359	503	655	655
Quiet-Test Mode	Yes	Yes	Yes	Yes	Yes
db(A) at exercise	61	61	58	60	60
db(A) at normal operating load	70	70	64	65	65
Automatic Transfer Switch	Not Included	Not Included	Not Included	Not Included	Not Included
Enclosure	Aluminum	Aluminum	Aluminum	Aluminum	Aluminum
Enclosure Color	Gray	Gray	Gray	Gray	Gray
Warranty	2 Year Limited	2 Year Limited	2 Year Limited	2 Year Limited	2 Year Limited
Dimensions (L" x W" x H")	62.2 x 29 x 33.5	62.2 x 29 x 33.5	77 x 33.5 x 45	77 x 33.5 x 45	77 x 33.5 x 45
Generator Weight (lbs.)	843	891	1271	1360	1360
SCAQMD Model	•	•			•

Transfer Switches

Model	EZ Switches™				Nexus™ LTS
	RTS10EZA	RTS12EZA	RTS14EZA	RTS16EZA	RTSS200A3 Load Shedding
Amp Rating	100	100	100	100	200
Number of Circuits	10	12	14	16	16 Priority
Breakers	1 x 30 Amp, 2 pole 1 x 20 Amp, 2 pole 3 x 20 Amp, 1 pole 3 x 15 Amp, 1 pole	1 x 40 Amp, 2 pole 1 x 30 Amp, 2 pole 3 x 20 Amp, 1 pole 5 x 15 Amp, 1 pole	1 x 50 Amp, 2 pole 1 x 40 Amp, 2 pole 1 x 20 Amp, 2 pole 4 x 20 Amp, 1 pole 4 x 15 Amp, 1 pole	1 x 40 Amp, 2 pole 1 x 20 Amp, 2 pole 7 x 20 Amp, 1 pole 5 x 15 Amp, 1 pole	1 x 50 Amp, 2 pole 1 x 40 Amp, 2 pole 1 x 20 Amp, 2 pole 5 x 20 Amp, 1 pole 5 x 15 Amp, 1 pole
Load Transition Type	Open	Open	Open	Open	Open
Voltage	240	240	240	240	240
Phase	Single	Single	Single	Single	Single
Enclosure Type	NEMA 1	NEMA 1	NEMA 1	NEMA 1	NEMA 1/3R
Dimensions (H" x W" x D")	26.5 x 12.5 x 7	26.5 x 12.5 x 7	26.5 x 12.5 x 7	26.5 x 12.5 x 7	42.3 x 20.1 x 7.9
Weight (lbs)	57	60.8	64	68	80

Model	Nexus Smart Switches™					
	RTSX100A3	RTSD100A3	RTSX200A3	RTSD200A3	RTSX400A3	RTSD400A3
Amp Rating	100	100	200	200	400	400
Load Transition	Open	Open Transition w/ Service Disconnect	Open	Open Transition w/ Service Disconnect	Open	Open Transition w/ Service Disconnect
Voltage	240	240	240	240	240	240
Phase	Single	Single	Single	Single	Single	Single
Enclosure Type (Aluminum)	NEMA 3R	NEMA 3R	NEMA 3R	NEMA 3R	NEMA 3R	NEMA 3R
Dimensions (H" x W" x D")	20 x 15.2 x 7.3	20 x 14.6 x 7.1	20 x 14.6 x 7.1	30 x 14 x 7.7	36.1 x 24.4 x 10.2	50 x 24 x 15
Weight (lbs)	20	22.5	20	39	133	140

Model	GenReady™			
	5448 GenReady	5447 EZ Transfer Operator	5449 GenReady with EZ Transfer Operator	5454 GenReady EZ Operator NEMA 3R
Amp Rating	200/125	N/A	200/125	200/125
Number of Circuits	40	N/A	40	40
Load Transition Type	N/A	Open	Open	Open
Voltage	120/240	N/A	120/240	120/240
Phase	Single	N/A	Single	Single
Enclosure Type	NEMA 1	N/A	NEMA 1	NEMA 3R
Dimensions (H" x W" x D")	42 x 15 x 4	N/A	42 x 15 x 4	42 x 15 x 4.5
Weight (lbs)	45.5	3.5	49	49

Accessories

Remote Monitoring Options	
Model	Description
5928	Basic Nexus™ wireless monitor
5951	Advanced Nexus™ wireless monitor
5958	Remote QT adapter*
5959	Advanced remote QT adapter*
Air-cooled Scheduled Maintenance Kit	
5661	7 kW, 410 cc kit
5662	8 kW, 410 cc kit
5663	10 kW, 530 cc kit
5664	12, 13, 14, 15, 16 kW, 17 & 18 kW, 760/990cc kit
5665	20 kW, 999 cc kit
Liquid-cooled Scheduled Maintenance Kit	
5655	1.6L - 25 & 30 kW **
5656	2.4L - 22, 27 & 45 kW **
5658	35 & 45 kW low speed, aluminum, 4.2L
Miscellaneous	
5651	Base plug for all liquid-cooled models
5654	Grey paint kit for air-cooled units mfg after 4/08
5653	Tan paint kit for air-cooled units mfg after 4/08
5703	Bisque paint kit for air-cooled units mfg after 4/08
5704	Medium grey paint kit for air-cooled units mfg after 4/08
5685	Air-cooled generator transport cart
5666	Grey Fascia for air-cooled units mfg after 4/08
5839	Bisque Fascia for air-cooled units mfg after 4/08
5819	26R Battery 8-45 kW (excluding 48 kW)

Load Management Options			
Model	Description	Contents	
5621	Auxiliary transfer switch contact kit	Contact, screws, and washers	
5937	Digital Load Management (DLM) Module	DLM Module	
Air-cooled Cold Weather Kit			
5634	For air-cooled units mfg before 4/08 (10-20 kW)	Battery wrap with internal thermostat	
5635	For air-cooled units mfg after 4/08 (10-20 kW)	Battery wrap with internal thermostat	
5863	For air-cooled units with 990/999 engine mfg before 4/2010	Block heater	
5864	For air-cooled units with 410/530 engine mfg before 4/2010	Block heater	
5865	For CorePower 7kW air-cooled units mfg after 4/2010	Battery wrap with internal thermostat	
5947	For air-cooled units with 990/999 engine mfg after 4/2010	Battery wrap with internal thermostat	
5948	For air-cooled units with 410/530 engine mfg after 4/2010	Battery wrap with internal thermostat	
Liquid-cooled Cold Weather Kit			
5629	For 1.6L engines	28" Battery warmer w/oil filter	
5630	For 2.4L engines	28" Battery warmer, zip ties, thermostat	
5631	For 4.2L engines	44" Battery warmer, zip ties, thermostat	
5632	For 3.0, 4.6 and 6.8L direct drive units	44" Battery warmer, zip ties, thermostat	
5633	For 6.8L gear drive units	44" Battery warmer, zip ties, thermostat & gear oil	
Liquid-cooled Extreme Cold Weather Kit			
Model	Description	Contents	Use With
5615	18 kW (3600 rpm), 20, 25, 30 kW (1.6L)	Block heater & associated mounting hardware	5629
5616	25 kW (1800 rpm), 45 kW (2.4L)	Block heater & associated mounting hardware	5630
5618	35 & 45 kW - both 1800 RPM (4.2L)	Block heater & associated mounting hardware	5631
5617	60 kW (3.0L)	Block heater & associated mounting hardware	5632

* Required for use with Nexus wireless monitors on models 22-60 kW.
 ** For current production models. Contact Generac Service for older models.

Portable Generators

GP Series	GP1800	GP3250	GP5000	GP5500	GP6500
49 State Model #	5723	5724	5938	5939	5940
CSA/CARB Compliant Model #	5723 / NA	5724 / 5789	5974 / 5944	5975 / 5945	5976 / 5946
Running Watts	1800	3250	5000	5500	6500
Starting Watts	2050	3750	6250	6875	8000
Engine Size & Type	163cc OHV	206cc OHV	389cc OHV	389cc OHV	389cc OHV
Starting Method	Manual	Manual	Manual	Manual	Manual
Outlets	(2) 5-20R 120V	(4) 5-20R 120V	(4) 5-20R 120V (1) L14-30R Twist-Lock 120/240V	(4) 5-20R 120V (1) L14-30R Twist-Lock 120/240V	(4) 5-20R 120V (1) L14-30R Twist-Lock 120/240V
Low-Oil Shutdown	Yes	Yes	Yes	Yes	Yes
Fuel Tank Type & Size	Steel, 4.0 Gal	Steel, 4.0 Gal	Steel, 7.2 Gal	Steel, 7.2 Gal	Steel, 7.2 Gal
Run Time at 50%	14.5 Hours	12.5 Hours	10 Hours	10 Hours	10 Hours
Handles	NA	Single Fold Down	Fold Down/Locking	Fold Down/Locking	Fold Down/Locking
Engine Oil Included	Yes	Yes	Yes	Yes	Yes
Warranty - Residential	2 Year Limited	2 Year Limited	2 Year Limited	2 Year Limited	2 Year Limited
Warranty - Commercial	1 Year	1 Year	1 Year	1 Year	1 Year
Dimensions (L" x W" x H")	23.5 x 17 x 17.5	25 x 21 x 19.5	28.75 x 26.75 x 25	28.75 x 26.75 x 25	28.75 x 26.75 x 25
Unit Weight (lbs)	79	91	178	180	184

GP Series	GP6500E	GP7500	GP7500E	GP15000E	GP17500E
49 State Model #	5941	5942	5943	5734	5735
CSA/CARB Compliant Model #	NA	5977 / NA	5978 / NA	NA	NA
Running Watts	6500	7500	7500	15000	17500
Starting Watts	8000	9375	9375	22500	26250
Engine Size and Type	389cc OHV	420cc OHV	420cc OHV	990cc OHVI	990cc OHVI
Starting Method	Electric/Manual	Manual	Electric/Manual	Electric	Electric
Battery Included	Yes	N/A	Yes	Yes	Yes
Outlets	(4) 5-20R 120V (1) L14-30R Twist-Lock 120/240V	(4) 5-20R 120V (1) L14-30R Twist-Lock 120/240V	(4) 5-20R 120V (1) L14-30R Twist-Lock 120/240V	(2) 5-20R 120V (2) 5-20R GFCI (1) L5-30R 120V Twist-Lock (1) L14-30R 120/240V Twist-Lock (1) 14x50R 120/240V (1) 12V DC, 10 Amp	(2) 5-20R 120V (2) 5-20R GFCI (1) L5-30R 120V Twist-Lock (1) L14-30R 120/240V Twist-Lock (1) 14x50R 120/240V (1) 12V DC, 10 Amp
Low-Oil Shutdown	Yes	Yes	Yes	Yes	Yes
Fuel Tank Type & Size	Steel, 7.2 Gal	Steel, 8.0 Gal	Steel, 8.0 Gal	Resin, 16.0 Gal	Resin, 16.0 Gal
Run Time at 50%	10 Hours	11 Hours	11 Hours	10 Hours	10 Hours
Handles	Fold Down/Locking	Fold Down/Locking	Fold Down/Locking	Fixed, D-Style	Fixed, D-Style
Engine Oil Included	Yes	Yes	Yes	Yes	Yes
Warranty - Residential	2 Year Limited	2 Year Limited	2 Year Limited	2 Year Limited	2 Year Limited
Warranty - Commercial	1 Year	1 Year	1 Year	1 Year	1 Year
Dimensions (L" x W" x H")	28.75 x 26.75 x 25	28.75 x 26.75 x 26	28.75 x 26.75 x 26	48.5 x 31 x 39.5	48.5 x 31 x 39.5
Unit Weight (lbs)	195	190	201	363	390

All portable specifications and models subject to change. Please consult factory for availability.

XG Series	XG4000	XG6500	XG7000	XG7000E	XG8000	XG8000E	XG10000E
49 States Model #	5778	5796	5797	5798	5800	5747	5802
CSA/CARB Compliant Model #	5843 / 5844	—	—	5845 / —	—	5847 / 5846	—
Running Watts	4000	6500	7000	7000	8000	8000	10000
Starting Watts	5000	8125	8750	8750	10000	10000	12500
Engine Size & Type	220cc OHVI	410cc OHVI	410cc OHVI	410cc OHVI	410cc OHVI	410cc OHVI	530cc OHVI
Starting Method	Manual	Manual	Manual	Electric/Manual	Manual	Electric/Manual	Electric
Battery Included	N/A	N/A	N/A	Yes	N/A	Yes	Yes
Outlets	(4) 5-20R GFCI 120V (1) L14-20R Twist-Lock 120/240V	(4) 5-20R GFCI 120V (1) L14-30R Twist-Lock 120/240V	(4) 5-20R GFCI 120V (1) L14-30R Twist-Lock 120/240V	(4) 5-20R GFCI 120V (1) L14-30R Twist-Lock 120/240V	(4) 5-20R GFCI 120V (1) L14-30R Twist-Lock 120/240V	(4) 5-20R GFCI 120V (1) L14-30R Twist-Lock 120/240V	4 x 5-20R GFCI 120V 1 x L14-30R Twist-lock 120/240V 1 x L5-30R Twist-Lock 120V 1 x 14-50R 120/240V
Low Oil Shutdown	Low Pressure	Low Pressure	Low Pressure	Low Pressure	Low Pressure	Low Pressure	Low Pressure
Fuel Tank Type & Size	Steel, 4.5 Gal	Steel, 9 Gal	Steel, 9 Gal	Steel, 9 Gal	Steel, 9 Gal	Steel, 9 Gal	Steel, 10 Gal
Run Time at 50%	13 Hours	13 Hours	12 Hours	12 Hours	10 Hours	10 Hours	10 Hours
Engine Oil / Maintenance Kit Included	Yes	Yes	Yes	Yes	Yes	Yes	Yes
Warranty - Residential	2 Year Limited	2 Year Limited	2 Year Limited	2 Year Limited	2 Year Limited	2 Year Limited	2 Year Limited
Warranty - Commercial	1 Year	1 Year	1 Year	1 Year	1 Year	1 Year	1 Year
Dimensions, Handles Down (L" x W" x H")	27.5 x 22 x 24.5	31.5 x 25.5 x 28	31.5 x 25.5 x 28	31.5 x 25.5 x 28	31.5 x 25.5 x 28	31.5 x 25.5 x 28	32 x 29.5 x 31
Unit Weight (lbs.)	143	225	235	245	245	250	300

XP Series	XP4000	XP6500E	XP8000E
49 State/CSA Compliant Model #	5604	5605	5606
CARB/City of L.A. Compliant Model #	5713	5711	5712
Running Watts	4000	6500	8000
Starting Watts	5000	8125	12000
Engine Size & Type	220cc, OHVI	410cc, OHVI	410cc, OHVI
Starting Method	Manual	Electric/Manual	Electric/Manual
Battery Included	N/A	Yes	Yes
Outlets	(4) 5-20R GFCI 120V (1) L14-20R Twist-Lock 120/240V	(4) 5-20R GFCI 120V (1) L14-30R Twist-Lock 120/240V	(4) 5-20R GFCI 120V (1) L14-30R Twist-Lock 120/240V
Low Oil Shutdown Method	Low Pressure	Low Pressure	Low Pressure
Fuel Tank Type & Size	Steel, 5 Gal	Steel, 9 Gal (CARB model 8 Gal tank)	Steel, 9 Gal (CARB model 8 Gal tank)
Run Time at 50%	14 Hours (CARB Model 12 hours)	14 Hours (CARB Model 12 hours)	12 Hours (CARB Model 10 hours)
Handles	Fold Down/ Locking	Fold Down/ Locking	Fold Down/ Locking
Engine Oil & Maintenance Kit Included	Yes	Yes	Yes
Warranty - Residential	3 Year Ltd.	3 Year Ltd.	3 Year Ltd.
Warranty - Commercial	2 Year	2 Year	2 Year
Dimensions, Handles Down (L" x W" x H")	30 x 25 x 26	32.5 x 26 x 29.5	32.5 x 26 x 29.5
Unit Weight (lbs)	143	177	186

IX Series	IX800	IX1600	IX2000
49 States Model #	5791	5792	5793
Running Watts	800	1600	2000
Starting Watts	850	1650	2200
Engine Size & Type	38cc 4-Stroke OHV	99cc 4-Stroke OHV	126cc 4-Stroke OHV
Starting Method	Manual	Manual	Manual
Outlets	2 x 5-15R 120V	2 x 5-15R 1 x 12V dc 120V	2 x 5-20R 1 x 12V dc 120V
Low Oil Shutdown	Yes	Yes	Yes
Fuel Tank Size	0.5 Gal	0.8 Gal	1.0 Gal
Run Time at 50%	3.6 Hours	4.9 Hours	4.7 Hours
Engine Oil Included	Yes	Yes	Yes
Emissions Certification:	49-State	49-State	49-State
Warranty - Residential	2 Year Ltd	2 Year Ltd	2 Year Ltd
Dimensions (L" x W" x H")	18 x 10 x 15	21 x 11 x 18	22 x 12 x 18
Unit Weight (lbs)	29	43.5	49.6

Reliable power for over 50 years.

It may seem old-fashioned in today's global economy, but pride in manufacturing the best product on the market drives the innovation, continual improvement and reliability of Generac's products.

We build generators from the engine up. We've been doing it for 50 years and we're the best in the world at what we do. Our vertical integration allows us to control the quality, availability and flow of materials throughout our manufacturing process. That also means we can hold down costs. We design and build our own air-cooled engines, alternators, automatic transfer switches, enclosures and base tanks.

Our generators are fully integrated as complete power systems and each is factory tested before it's shipped to your home. You and your family can depend on your Generac.

GENERAC®



Generac Power Systems, Inc.
S45 W29290 Hwy. 59
Waukesha, WI 53189
1-888-GENERAC (1-888-436-3722)