


Terminal blocks



Screw technology

- The classic connection
- Multiple wires per connection
- Buttons available in several colors
- 24 AWG to 600 MCM

Spring technology

- The top entry connection
- One wire per connection
- 26-0 AWG

IDC technology

- The fastest connection know
- Vibration and corrosion proof
- Multiple wires, 24-12 AWG

Multiple wire termination UL approved, basic blocks

Terminal block type	Terminal block thickness	1 wire AWG	2 wire AWG	3 wire AWG
MA 2.5/5	5mm	22 to 12	18	20
M 4/6	6mm	22 to 10	22 to 14	22 or 20
M 6/89	8mm	22 to 8	22 to 14	22 to 16
M 10/10	10mm	20 to 6	20 to 12	20 or 18
M 16/12	12mm	6 to 4	14 to 8	14
M 35/16	16mm	10 to 1/0	10 to 4	-
M 70/22	22mm	4 to 2/0	4 or 2	4

UL File Number E60645

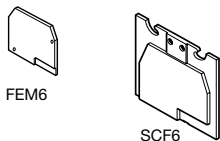
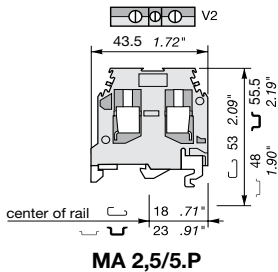
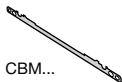
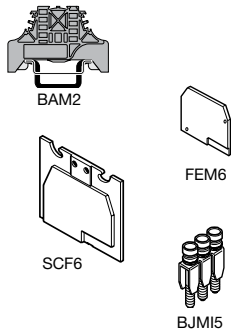
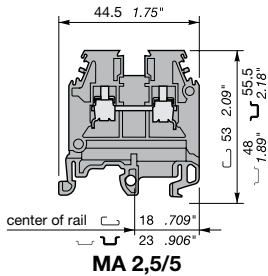
10

Worldwide approvals

USA	DEMKO / Denmark	Great Britain	NEMKO, DNV / Norway
Canada	Electricity Inspectorate Finland	MEEI / Hungary	SEMKO / Sweden
Austria	Germany	Netherlands	Switzerland
Commonwealth of Independent States (Formerly USSR)	Germ. Lloyd / Germany		

Feed through and ground terminal blocks

Screw clamp, DIN 1-3



MA 2,5/5 - 2.5 mm² blocks - 5 mm .200" spacing

Characteristics

Wire size mm ² / AWG	Solid Stranded	IEC	UL	CSA
		NFC DIN		
		0.2 - 4	22-12 AWG	22-12 AWG
Voltage		800	600	600
Current	A	24	30	25
Short circuit current (MA 2,5/5.PI)	A / s	300A/1s		
Rated wire size	mm ² / AWG	2.5 mm ²	12 AWG	12 AWG
Wire stripping length	mm / inches	10 mm / .39"		
Recommended torque	Nm / lb.in	0.4-0.6 Nm / 3.5-5.3 lb.in		

Selection

Description	Type	Catalog Number	or	Catalog Number	Packaging
Standard block grey	MA 2,5/5	0115 486 03		1SNA 115 486 R0300	50
Standard block white	MA 2,5/5	0105 052 21		1SNA 105 052 R2100	50
Standard block blue	MA 2,5/5.N	0125 486 05		1SNA 125 486 R0500	50
Standard block yellow	MA 2,5/5	0105 486 12		1SNA 105 486 R1200	50
Standard block orange	MA 2,5/5	0105 075 20		1SNA 105 075 R2000	50
Standard block black	MA 2,5/5	0105 077 22		1SNA 105 077 R2300	50
Standard block red	MA 2,5/5	0400 184 27		1SNA 400 184 R2700	50
Standard block beige V0	MA 2,5/5.V0	0195 486 04		1SNA 195 486 R0400	50
Ground block yellow body/ green marking (without rail contact)	MA 2,5/5.PI	0165 677 03		1SNA 165 677 R0300	50

Accessories

End stop		BAM2	9.9 mm			1SNA 103 002 R2600	50
End section	grey ①	FEM6	2.8 mm	0118 368 16		1SNA 118 368 R1600	20
	blue ①	FEM6	2.8 mm	0128 368 10		1SNA 128 368 R1000	20
	orange ①	FEM6	2.8 mm	0103 126 16		1SNA 103 126 R1600	20
	yellow ①	FEM6	2.8 mm	0103 062 21		1SNA 103 062 R2100	20
	green ①	FEM6	2.8 mm	0103 125 15		1SNA 103 125 R1500	20
Separator end section	grey	SCF6	3 mm	0118 707 03		1SNA 118 707 R0300	20
Assembled jumper bar (with IP20 protection)	2 poles	BJMI5	24 A	0176 278 16		1SNA 176 278 R1600	10
	3 poles	BJMI5	24 A	0176 279 17		1SNA 176 279 R1700	10
	4 poles	BJMI5	24 A	0176 280 05		1SNA 176 280 R0500	10
	5 poles	BJMI5	24 A	0176 281 22		1SNA 176 281 R2200	10
	10 poles	BJMI5	24 A	0176 282 23		1SNA 176 282 R2300	10
Shield connector		CBM5	0.5 mm	0178 745 14		1SNA 178 745 R1400	20
		CBM8	0.8 mm	0178 746 15		1SNA 178 746 R1500	20

MA 2,5/5.P - 2.5 mm² ground block with rail contact - 5 mm .200" spacing

Characteristics

Wire size mm ² / AWG	Solid Stranded	IEC	UL	CSA
		NFC DIN		
		0.2 - 4	22-12 AWG	22-12 AWG
		0.22 - 2.5		
Short circuit current	A / s	300A/1s		
Rated wire size	mm ² / AWG	2.5 mm ²	12 AWG	12 AWG
Wire stripping length	mm / inches	10 mm / .39"		
Recommended torque	Nm / lb.in	0.4-0.6 Nm / 3.5-5.3 lb.in		

Selection

Description	Type	Catalog Number	or	Catalog Number	Packaging
Ground block V2 green/yellow	MA 2,5/5.P	0165 488 27		1SNA 165 488 R2700	50
Mounting on DIN 3 rail without screw :					
Ground block V2 green/yellow	D 2,5/5.P	0165 909 05		1SNA 165 909 R0500	50

Accessories

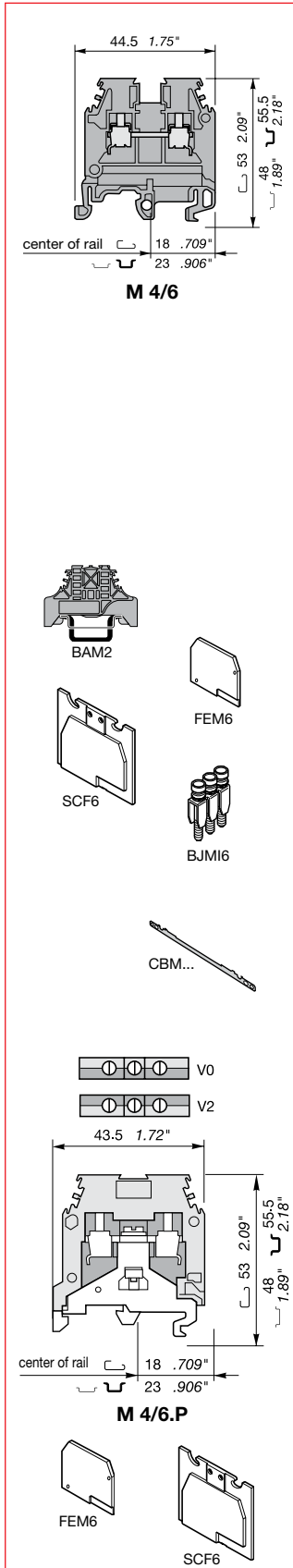
End section	yellow	FEM6	2.8 mm	0103 062 21		1SNA 103 062 R2100	20
	yellow V0	FEM6 V0	2.8 mm	0199 305 02		1SNA 199 305 R0200	20
Separator end section	grey	SCF6	3 mm	0118 707 03		1SNA 118 707 R0300	20

① Other colors available. Please consult factory.

Feed through and ground terminal blocks

Screw clamp, \sqcup \sqcup DIN 1-3

Terminal blocks



M 4/6 - 4 mm² blocks - 6 mm .238" spacing

Characteristics

		IEC NFC VDE	UL	CSA
Wire size mm ² / AWG	Solid	0.2 - 4 mm ²	22-10 AWG	22-10 AWG
	Stranded	0.22 - 4 mm ²		
Voltage	V	800	600	600
Current	A	32	30	25
Short circuit current (M 4/6.PI)	A / s	480A/1s		
Rated wire size	mm ² / AWG	4 mm ²	10 AWG	10 AWG
Wire stripping length	mm / inches	9.5 mm / .37"		
Recommended torque	Nm / lb.in	0.5-0.8 Nm / 4.4-7.1 lb.in		

Selection

Description	Type	Catalog Number	or	Catalog Number	Packaging
Standard block grey	M 4/6	0115 116 07		1SNA 115 116 R0700	50
Standard block blue	M 4/6.N	0125 116 01		1SNA 125 116 R0100	50
Standard block yellow	M 4/6	0105 116 16		1SNA 105 116 R1600	50
Standard block orange	M 4/6	0105 002 20		1SNA 105 002 R2000	50
Standard block red	M 4/6	0105 032 15		1SNA 105 032 R1500	50
Standard block black	M 4/6	0105 031 14		1SNA 105 031 R1400	50
Standard block beige V0	M 4/6 V0	0195 116 00		1SNA 195 116 R0000	50
Standard block brown	M 4/6	0105 209 14		1SNA 105 209 R1400	50
Standard block white	M 4/6	0105 051 20		1SNA 105 051 R2000	50
Standard block green	M 4/6	0105 001 27		1SNA 105 001 R2700	50
Standard block violet	M 4/6	0206 404 05		1SNA 206 404 R0500	50
Standard block blue V0	M 4/6 V0	0199 002 26		1SNA 199 002 R2600	50
Ground block yellow body/ green marking (without rail contact)	M 4/6.PI	0165 275 00		1SNA 165 275 R0000	50

Accessories

End stop	BAM2	9.9 mm		0206 351 16	1SNA 206 351 R1600	50
End section	grey	FEM6	2.8 mm	0118 368 16	1SNA 118 368 R1600	20
	blue	FEM6	2.8 mm	0128 368 10	1SNA 128 368 R1000	20
	orange	FEM6	2.8 mm	0103 126 16	1SNA 103 126 R1600	20
	yellow	FEM6	2.8 mm	0103 062 21	1SNA 103 062 R2100	20
	green	FEM6	2.8 mm	0103 125 15	1SNA 103 125 R1500	20
	white	FEM6	2.8 mm	0103 312 20	1SNA 103 312 R2000	20
	beige V0	FEM6	2.8 mm	0198 368 17	1SNA 198 368 R1700	20
	blue V0	FEM6	2.8 mm	0199 302 07	1SNA 199 302 R0700	20
	yellow V0	FEM6	2.8 mm	0199 305 02	1SNA 199 305 R0200	20
	black	FEM6	2.8 mm	0107 005 25	1SNA 107 005 R2500	20
Separator end section	grey	SCF6	3 mm	0118 707 03	1SNA 118 707 R0300	20
Assembled jumper bar (with IP20 protection)	2 poles	BJMI6	32 A	0176 663 00	1SNA 176 663 R0000	10
	3 poles	BJMI6	32 A	0176 664 01	1SNA 176 664 R0100	10
	4 poles	BJMI6	32 A	0176 665 02	1SNA 176 665 R0200	10
	5 poles	BJMI6	32 A	0176 666 03	1SNA 176 666 R0300	10
	10 poles	BJMI6	32 A	0176 667 04	1SNA 176 667 R0400	10
Shield connector	CBM5	0.5 mm		0178 745 14	1SNA 178 745 R1400	20
	CBM8	0.6 mm		0178 746 15	1SNA 178 746 R1500	20

M 4/6.P - 4 mm² ground block with rail contact - 6 mm .238" spacing

Characteristics

		IEC NFC VDE	UL	CSA
Wire size mm ² / AWG	Solid	0.2 - 4 mm ²	22-10 AWG	24-10 AWG
	Stranded	0.22 - 4 mm ²		
Short circuit current	A / s	480A/1s		
Rated wire size	mm ² / AWG	4 mm ²	10 AWG	10 AWG
Wire stripping length	mm / inches	9.5 mm / .37"		
Recommended torque	Nm / lb.in	0.5-0.8 Nm / 4.4-7.1 lb.in		

Selection

Description	Type	Catalog Number	or	Catalog Number	Packaging
Ground block V2 green/yellow Mounting on DIN 3 rail without screw :	M 4/6.P	0165 113 16		1SNA 166 113 R1600	50
Ground block V0 green/yellow	D 4/6.P	0165 809 01		1SNA 165 809 R0100	50

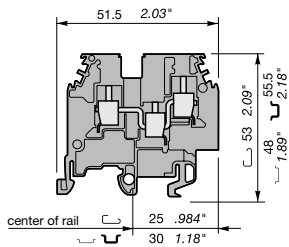
Accessories

End section	yellow	FEM6	2.8 mm	0103 062 21	1SNA 103 062 R2100	20
	yellow V0	FEM6 V0	2.8 mm	0199 305 02	1SNA 199 305 R0200	20
Separator end section	grey	SCF6	3 mm	0118 707 03	1SNA 118 707 R0300	20

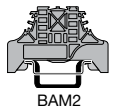
Feed through and ground terminal blocks

Single pole, multiclamp terminal blocks

Screw clamp, DIN 1-3



M 4/6.3A



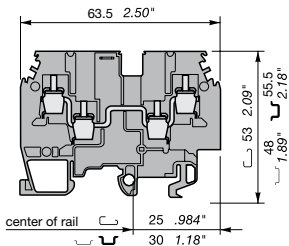
BAM2



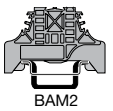
FEM3A



BJMI6



M 4/6.4A



BAM2



FEM4A



BJMI6

M 4/6.3A - 4 mm² blocks - 6 mm .238" spacing

Characteristics

		IEC NFC DIN	UL	CSA
Wire size mm ² / AWG	Solid	0.2 - 4	22-10AWG	12 AWG maxi.
	Stranded	0.22 - 4		
Voltage	V	800	600	600
Current	A	32	20	25
Rated wire size	mm ² / AWG	4 mm ²	10 AWG	12 AWG
Wire stripping length	mm / inches	9.5 mm / .37"		
Recommended torque	Nm / lb.in	0.5-0.8 Nm / 4.4-7.1 lb.in		

Selection

Description	Type	Catalog Number	or	Catalog Number	Packaging
Standard block grey	M 4/6.3A	0115 468 20		1SNA 115 468 R2000	50
Standard block blue	M 4/6.3A.N	0125 468 22		1SNA 125 468 R2200	50
Standard block beige V0	M 4/6.3A.V0	0195 468 21		1SNA 195 468 R2100	50

Accessories

End stop		BAM2	9.9 mm	0206 351 16	1SNA 206 351 R1600	50
End section	grey	FEM3A	3 mm	0116 576 15	1SNA 116 576 R1500	20
	blue	FEM3A	3 mm	0126 576 17	1SNA 126 576 R1700	20
	yellow	FEM3A	3 mm	0103 862 20	1SNA 103 862 R2000	20
Assembled jumper bar (with IP20 protection)	2 poles	BJMI6	32 A	0176 663 00	1SNA 176 663 R0000	10
	3 poles	BJMI6	32 A	0176 664 01	1SNA 176 664 R0100	10
	4 poles	BJMI6	32 A	0176 665 02	1SNA 176 665 R0200	10
	5 poles	BJMI6	32 A	0176 666 03	1SNA 176 666 R0300	10
	10 poles	BJMI6	32 A	0176 667 04	1SNA 176 667 R0400	10

M 4/6.4A - 4 mm² blocks - 6 mm .238" spacing

Characteristics

		IEC NFC DIN	UL	CSA
Wire size mm ² / AWG	Solid	0.2 - 4	22-10AWG	12 AWG maxi.
	Stranded	0.22 - 4		
Voltage	V	800	600	600
Current	A	32	20	25
Rated wire size	mm ² / AWG	4 mm ²	10 AWG	12 AWG
Wire stripping length	mm / inches	9.5 mm / .37"		
Recommended torque	Nm / lb.in	0.5-0.8 Nm / 4.4-7.1 lb.in		

Selection

Description	Type	Catalog Number	or	Catalog Number	Packaging
Standard block grey	M 4/6.4A	0115 479 23		1SNA 115 479 R2300	50
Standard block blue	M 4/6.4A.N	0125 479 25		1SNA 125 479 R2500	50
Standard block beige V0	M 4/6.4A.V0	0195 479 24		1SNA 195 479 R2400	50

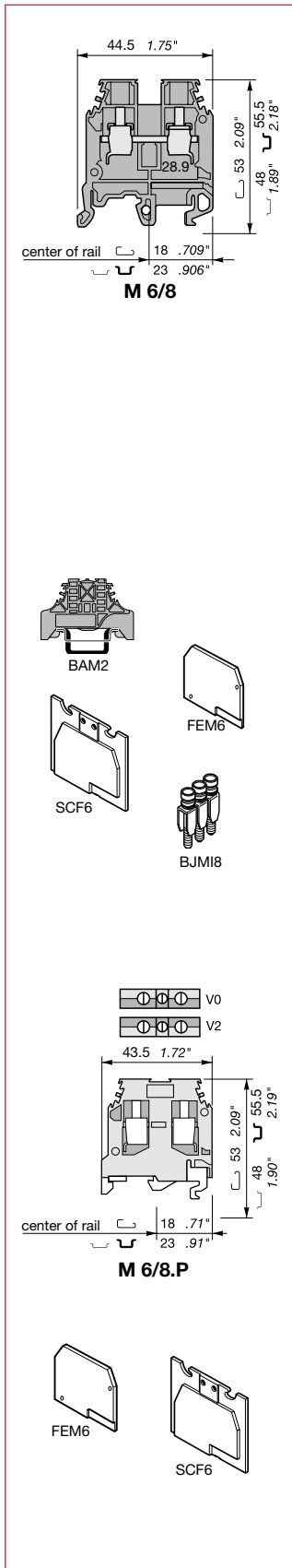
Accessories

End stop		BAM2	9.9 mm	0206 351 16	1SNA 206 351 R1600	50
End section	grey	FEM4A	3 mm	0116 629 22	1SNA 116 629 R2200	20
	blue	FEM4A	3 mm	0126 629 24	1SNA 126 629 R2400	20
	yellow	FEM4A	3 mm	0103 863 21	1SNA 103 863 R2100	20
Assembled jumper bar (with IP20 protection)	2 poles	BJMI6	32 A	0176 663 00	1SNA 176 663 R0000	10
	3 poles	BJMI6	32 A	0176 664 01	1SNA 176 664 R0100	10
	4 poles	BJMI6	32 A	0176 665 02	1SNA 176 665 R0200	10
	5 poles	BJMI6	32 A	0176 666 03	1SNA 176 666 R0300	10
	10 poles	BJMI6	32 A	0176 667 04	1SNA 176 667 R0400	10

Feed through and ground terminal blocks

Screw clamp, DIN 1-3

Terminal blocks



M 6/8 - 6 mm² blocks - 8 mm .315" spacing

Characteristics

Wire size mm ² / AWG	Solid Stranded	IEC	UL	CSA
		NFC DIN		
		0.5 - 10	22-8 AWG	24-8 AWG
Voltage	V	800	600	600
Current	A	41	50	55
Short circuit current (M 6/8.PI)	A / s	720A/1s		
Rated wire size	mm ² / AWG	6 mm ²	8 AWG	8 AWG
Wire stripping length	mm / inches	12 mm / .47"		
Recommended torque	Nm / lb.in	0.8-1 Nm / 7.1-8.9 lb.in		

Selection

Description	Type	Catalog Number or	Catalog Number	Packaging
Standard block grey	M 6/8	0115 118 11	1SNA 115 811 R1100	50
Standard block blue	M 6/8.N	0125 118 13	1SNA 125 118 R1300	50
Standard block yellow	M 6/8	0105 004 22	1SNA 105 004 R2200	50
Standard block orange	M 6/8	0105 118 20	1SNA 105 118 R2000	50
Standard block beige V0	M 6/8 V0	0195 118 12	1SNA 195 118 R2000	50
Standard block blue V0	M 6/8.N.V0	0199 003 27	1SNA 199 003 R2700	50
Standard block black	M 6/8	0400 185 20	1SNA 400 185 R2000	50
Standard block red	M 6/8	0400 186 21	1SNA 400 186 R2100	50
Standard block white	M 6/8	0400 187 22	1SNA 400 187 R2200	50
Standard block green	M 6/8	0105 128 22	1SNA 105 128 R2200	50
Ground block yellow body/ green marking (without rail contact)	M 6/8.N.V0	0199 003 27	1SNA 199 003 R2700	50

Accessories

End stop		BAM2	9.9 mm	0206 351 16	1SNA 206 351 R1600	50
End section	grey	FEM6	2.8 mm	0118 368 16	1SNA 118 368 R1600	20
	blue	FEM6	2.8 mm	0128 368 10	1SNA 128 368 R1000	20
	orange	FEM6	2.8 mm	0103 126 16	1SNA 103 126 R1600	20
	yellow	FEM6	2.8 mm	0103 062 21	1SNA 103 062 R2100	20
	green	FEM6	2.8 mm	0103 125 15	1SNA 103 125 R1500	20
	white	FEM6	2.8 mm	0103 312 20	1SNA 103 312 R2000	20
	beige V0	FEM6V0	2.8 mm	0198 368 17	1SNA 198 368 R1700	20
	blue V0	FEM6V0	2.8 mm	0199 302 07	1SNA 199 302 R0700	20
	yellow V0	FEM6V0	2.8 mm	0199 305 02	1SNA 199 305 R0200	20
	black	FEM6	2.8 mm	0107 005 25	1SNA 107 005 R2500	20
Separator end section	grey	SCF6	3 mm	0118 707 03	1SNA 118 707 R0300	20
Assembled jumper bar (with IP20 protection)	2 poles	BJMI8	41 A	0176 669 16	1SNA 176 669 R1600	10
	3 poles	BJMI8	41 A	0176 670 13	1SNA 176 670 R1300	10
	4 poles	BJMI8	41 A	0176 671 00	1SNA 176 671 R0000	10
	5 poles	BJMI8	41 A	0176 672 01	1SNA 176 672 R0100	10
	10 poles	BJMI8	41 A	0176 673 02	1SNA 176 673 R0200	10

M 6/8.P - 6 mm² ground block with rail contact - 8 mm .315" spacing

Characteristics

Wire size mm ² / AWG	Solid Stranded	IEC	UL	CSA
		NFC DIN		
		0.5 - 10	22-8 AWG	24-8 AWG
Short circuit current	A / s	720A/1s		
Rated wire size	mm ² / AWG	6 mm ²	8 AWG	8 AWG
Wire stripping length	mm / inches	12 mm / .47"		
Recommended torque	Nm / lb. in	0.8-1 Nm / 7.1-8.9 lb.in		

Selection

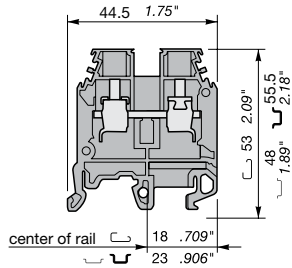
Description	Type	Catalog Number	or	Catalog Number	Packaging
Ground block V2 green/yellow Mounting on rail DIN 3 without screw :	M 6/8.P	0165 114 17		1SNA 165 114 R1700	50
Ground block V2 green/yellow	D 6/8.P	0165 830 21		1SNA 165 830 R2100	50

Accessories

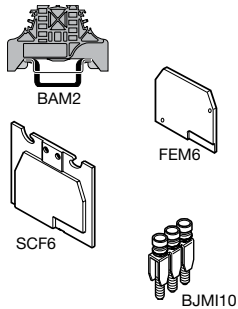
End section	yellow	FEM6	2.8 mm	0103 062 21	1SNA 103 062 R2100	20
	yellow V0	FEM6 V0	2.8 mm	0199 305 02	1SNA 199 305 R0200	20
Separator end section	grey	SCF6	3 mm	0118 707 03	1SNA 118 707 R0300	20

Feed through and ground terminal blocks

Screw clamp, DIN 1-3



M 10/10



M 10/10 - 10 mm² blocks - 10 mm .394" spacing

Characteristics

		IEC NFC DIN	UL	CSA
Wire size mm ² / AWG	Solid	0.5 - 16	20-6 AWG	18-6 AWG
	Stranded	0.5 - 10		
Voltage	V	800	600	600
Current	A	57	65	70
Short circuit current (M 10/10.P)	A / s	1200A/1s		
Rated wire size	mm ² / AWG	10 mm ²	6 AWG	6 AWG
Wire stripping length	mm / inches	12 mm / .47"		
Recommended torque	Nm / lb.in	1.2-1.4 Nm / 10.6-12.4 lb.in		

Selection

Description	Type	Catalog Number	or	Catalog Number	Packaging
Standard block grey	M 10/10	0115 120 17		1SNA 115 120 R1700	50
Standard block blue	M 10/10.N	0125 120 11		1SNA 125 120 R1100	50
Standard block yellow	M 10/10	0105 120 26		1SNA 105 120 R2600	50
Standard block beige V0	M 10/10 V0	0195 120 10		1SNA 195 120 R1000	50
Standard block blue V0	M 10/10.N.V0	0199 004 20		1SNA 199 004 R2000	50
Standard block black	M 10/10	0400 188 03		1SNA 400 188 R0300	50
Standard block red	M 10/10	0400 189 04		1SNA 400 189 R0400	50
Standard block white	M 10/10	0400 190 01		1SNA 400 190 R0100	50
Ground block yellow body/ green marking (without rail contact)	M 10/10.N.V0	0199 003 27		1SNA 199 003 R2700	50

Accessories

End stop	BAM2	9.9 mm	0206 35116	1SNA 206 351 R1600	50
End section	grey	FEM6 2.8 mm	0118 368 16	1SNA 118 368 R1600	20
	blue	FEM6 2.8 mm	0128 368 10	1SNA 128 368 R1000	20
	orange	FEM6 2.8 mm	0103 126 16	1SNA 103 126 R1600	20
	yellow	FEM6 2.8 mm	0103 062 21	1SNA 103 062 R2100	20
	green	FEM6 2.8 mm	0103 125 15	1SNA 103 125 R1500	20
	white	FEM6 2.8 mm	0103 312 20	1SNA 103 312 R2000	20
	black	FEM6 2.8 mm	0107 005 25	1SNA 107 005 R2500	20
	beige V0	FEM6V0 2.8 mm	0198 368 17	1SNA 198 368 R1700	20
	blue V0	FEM6V0 2.8 mm	0199 302 07	1SNA 199 302 R0700	20
	yellow V0	FEM6V0 2.8 mm	0199 305 02	1SNA 199 305 R0200	20
Separator end section	grey	SCF6 3 mm	0118 707 03	1SNA 118 707 R0300	20
Assembled jumper bar (with IP20 protection)	2 poles	BJMI10 57 A	0176 675 04	1SNA 176 675 R0400	10
	3 poles	BJMI10 57 A	0176 676 05	1SNA 176 676 R0500	10
	4 poles	BJMI10 57 A	0176 677 06	1SNA 176 677 R0600	10
	5 poles	BJMI10 57 A	0176 678 17	1SNA 176 678 R1700	10
	10 poles	BJMI10 57 A	0176 679 10	1SNA 176 679 R1000	10

M 10/10.P - 10 mm² ground block with rail contact - 10 mm .394" spacing

Characteristics

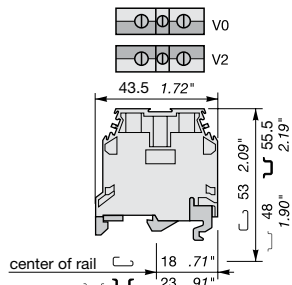
		IEC NFC DIN	UL	CSA
Wire size mm ² / AWG	Solid	0.5 - 16	20-6 AWG	18-6 AWG
	Stranded	0.5 - 10		
Short circuit current	A / s	1200A/1s		
Rated wire size	mm ² / AWG	10 mm ²	6 AWG	6 AWG
Wire stripping length	mm / inches	12 mm / .47"		
Recommended torque	Nm / lb.in	1.2-1.4 Nm / 10.6-12.4 lb.in		

Selection

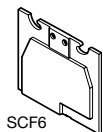
Description	Type	Catalog Number	or	Catalog Number	Packaging
Ground block V2 green/yellow	M 10/10.P	0165 115 10		1SNA 165 115 R1000	50
Ground block V0 green/yellow	M 10/10.P V0	0195 115 07		1SNA 195 115 R0700	50

Accessories

Separator end section	grey	SCF6 3 mm	0118 707 03	1SNA 118 707 R0300	20
-----------------------	------	-----------	-------------	--------------------	----



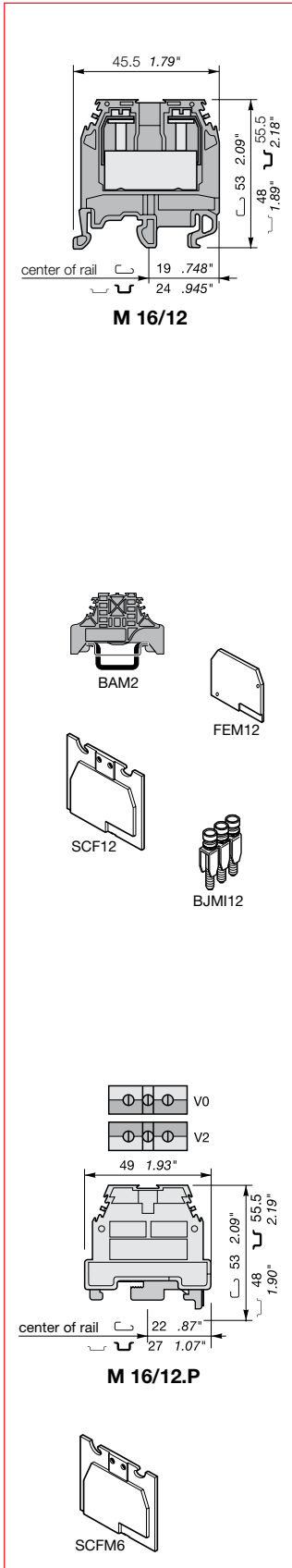
M 10/10.P



Feed through and ground terminal blocks

Screw clamp, 𐀀 𐀁 DIN 1-3

Terminal blocks



M 16/12 - 16 mm² blocks - 12 mm .473" spacing

Characteristics

		IEC NFC	DIN	UL	CSA
Wire size mm ² / AWG	Solid	0.5 - 25		18-6 AWG	8-4 AWG
	Stranded	0.5 - 16			
Voltage	V	800	600	600	
Current	A	85	85	100	
Short circuit current (M 16/12.PI)	A / s	1920A/1s			
Rated wire size	mm ² / AWG	16 mm ²	6 AWG	4 AWG	
Wire stripping length	mm / inches	14 mm / .55"			
Recommended torque	Nm / lb.in	1.2-1.4 Nm / 10.6-12.4 lb.in			

Selection

Description	Type	Catalog Number	or	Catalog Number	Packaging
Standard block grey	M 16/12	0115 129 14		1SNA 115 129 R1400	50
Standard block blue	M 16/12.N	0125 129 16		1SNA 125 129 R1600	50
Standard block yellow	M 16/12	0105 129 23		1SNA 105 129 R2300	50
Standard block beige V0	M 16/12 V0	0195 129 15		1SNA 195 129 R1500	50
Standard block blue V0	M 16/12.N.V0	0199 005 21		1SNA 199 005 R2100	50
Standard block black	M 16/12	0400 191 26		1SNA 400 191 R2600	20
Standard block red	M 16/12	0400 192 27		1SNA 400 192 R2700	20
Standard block white	M 16/12	0400 193 20		1SNA 400 193 R2000	20
Ground block yellow body/ green marking (without rail contact)	M 16/12.N.V0	0165 453 23		1SNA 165 453 R2300	50

Accessories

End stop		BAM2	9.9 mm	0206 351 16	1SNA 206 351 R1600	50
End section	grey	FEM12	3 mm	0118 618 01	1SNA 118 618 R0100	20
	blue	FEM12	3 mm	0128 618 03	1SNA 128 618 R0300	20
	yellow	FEM12	3 mm	0103 065 24	1SNA 103 065 R2400	20
	beige V0	FEM12.V0	3 mm	0198 618 02	1SNA 198 618 R0200	20
	blue V0	FEM12.V0	3 mm	0199 303 00	1SNA 199 303 R0000	20
Separator end section	grey	SCF12	3 mm	0118 707 03	1SNA 118 707 R0300	20
Assembled jumper bar (with IP20 protection)	2 poles	BJMI12	76 A	0179 626 06	1SNA 179 626 R0600	10
	3 poles	BJMI12	76 A	0179 628 10	1SNA 179 628 R1000	10
	4 poles	BJMI12	76 A	0179 629 11	1SNA 179 629 R1100	10
	5 poles	BJMI12	76 A	0179 630 16	1SNA 179 630 R1600	10
	10 poles	BJMI12	76 A	0179 631 03	1SNA 179 631 R0300	10

M 16/12.P - 16 mm² ground block with rail contact - 12 mm .473" spacing

Characteristics

		IEC NFC	DIN	UL	CSA
Wire size mm ² / AWG	Solid	4 - 25		14-4 AWG	10-6 AWG
	Stranded	4 - 16			
Short circuit current	A / s	1920A/1s			
Rated wire size	mm ² / AWG	16 mm ²	4 AWG	6 AWG	
Wire stripping length	mm / inches	14 mm / .55"			
Recommended torque	Nm / lb.in	1.2-1.4 Nm / 10.6-12.4 lb.in			

Selection

Description	Type	Catalog Number	or	Catalog Number	Packaging
Ground block V2 green/yellow	M 16/12.P	0165 130 23		1SNA 165 130 R2300	20
Ground block V0 green/yellow	M 16/12.P V0	0195 130 12		1SNA 195 130 R1200	20

Accessories

Separator end section	grey	SCFM6	3 mm	0114 825 05	1SNA 114 825 R0500	20
-----------------------	------	-------	------	-------------	--------------------	----

Feed through and ground terminal blocks

Screw clamp, \llcorner \llcorner DIN 1-3

M 35/16 - 35 mm² blocks - 16 mm .630" spacing

Characteristics

		IEC NFC DIN	UL	CSA
Wire size mm ² / AWG	Solid	1 - 50	10 - 0 AWG	10 - 0 AWG
	Stranded	1 - 35	10 - 0 AWG	10 - 0 AWG
Voltage	V	800	600	600
Current	A	125	150	140
Short circuit current (M 35/16.P)	A / s	4200A/1s		
Rated wire size	mm ² / AWG	35 mm ²	0 AWG	0 AWG
Wire stripping length	mm / inches	17 mm / .669"		
Recommended torque	Nm / lb.in	2.8-3 Nm / 24.9-26.7 lb.in		

Selection

Description	Type	Catalog Number or	Catalog Number	Packaging
Standard block grey	M 35/16	0115 124 07	1SNA 115 124 R0700	20
Standard block blue	M 35/16.N	0125 124 01	1SNA 125 124 R0100	20
Standard block yellow	M 35/16	0105 124 16	1SNA 105 124 R1600	20
Standard block beige V0	M 35/16 V0	0195 124 00	1SNA 195 124 R0000	20
Standard block blue V0	M 35/16.N.V0	0199 006 22	1SNA 199 006 R2200	20
Standard block black	M 35/16	0400 194 21	1SNA 400 194 R2100	20
Standard block red	M 35/16	0400 195 22	1SNA 400 195 R2200	20
Standard block white	M 35/16	0400 196 23	1SNA 400 196 R2300	20
Ground block yellow body/ green marking (without rail contact)	M 35/16.N.V0	0165 454 24	1SNA 165 454 R2400	20

Accessories

End stop		BAM2	9.9 mm	0206 351 16	1SNA 206 351 R1600	50
End section	grey	FEM16	3 mm	0118 233 27	1SNA 118 233 R2700	20
	blue	FEM16	3 mm	0128 233 21	1SNA 128 233 R2100	20
	yellow	FEM16	3 mm	0103 061 20	1SNA 103 061 R2000	20
	beige V0	FEM16 V0	3 mm	0198 233 20	1SNA 198 233 R2000	20
	blue V0	FEM16 V0	3 mm	0199 304 01	1SNA 199 304 R0100	20
Separator end section	grey	SCF16	3 mm	0113 101 17	1SNA 113 101 R1700	20
Assembled jumper bar (with IP20 protection)	2 poles	BJMI16	110 A	0206 217 00	1SNA 206 217 R0000	10
	3 poles	BJMI16	110 A	0206 218 11	1SNA 206 218 R1100	10
	4 poles	BJMI16	110 A	0206 219 12	1SNA 206 219 R1200	10
	5 poles	BJMI16	110 A	0206 220 17	1SNA 206 220 R1700	10
	10 poles	BJMI16	110 A	0206 221 04	1SNA 206 221 R0400	10

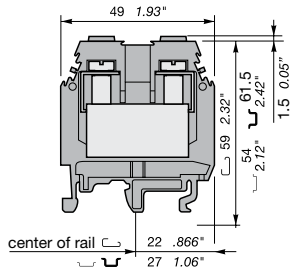
M 35/16.P - 35 mm² ground block with rail contact - 16 mm .630" spacing

Characteristics

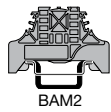
		IEC NFC DIN	UL	CSA
Wire size mm ² / AWG	Solid	4 - 50	10-0 AWG	10-0 AWG
	Stranded	4 - 35		
Short circuit current	A / s	4200A/1s		
Rated wire size	mm ² / AWG	35 mm ²	0 AWG	0 AWG
Wire stripping length	mm / inches	17 mm / .67"		
Recommended torque	Nm / lb.in	2.8-3 Nm / 24.9-26.7 lb.in		

Selection

Description	Type	Catalog Number or	Catalog Number	Packaging
Ground block V2 green/yellow	M 35/16.P	0165 111 14	1SNA 165 111 R1400	20
Ground block V0 green/yellow	M 35/16.P.V0	0195 111 03	1SNA 195 111 R0300	20



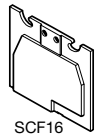
M 35/16



BAM2



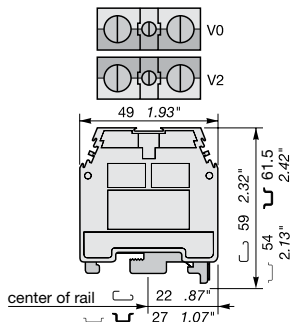
FEM16



SCF16



BJMI16

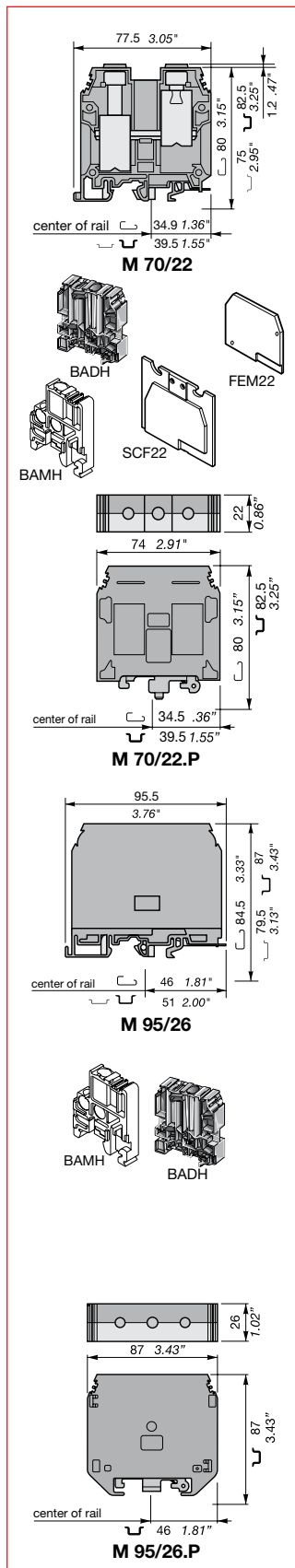


M 35/16.P

Feed through and ground terminal blocks

Screw clamp, DIN 1-3

Terminal blocks



M 70/22 - 70 mm² blocks - 22 mm .866" spacing

Characteristics

		IEC	UL	CSA
		NFC DIN		
Wire size	Solid	16 - 95	4-00 AWG	4-00 AWG
mm ² / AWG	Stranded	16 - 70		
Voltage	V	800	600	600
Current	A	192	175	150
Short circuit current (M 70/22.PI)	A / s	8400A/1s		
Short circuit current (M 70/22.P)	A / s	8400A/1s	6600A/1s	6600A/1s
Rated wire size	mm ² / AWG	70 mm ²	00 AWG	00 AWG
Wire stripping length	mm / inches	25 mm / .98"		
Recommended torque	Nm / lb.in	6-7 Nm / 53.4-62.3 lb.in		

Selection

Description	Type	Catalog Number	or	Catalog Number	Packaging
Standard block grey	M 70/22	0115 216 13		1SNA 115 216 R1300	10
Standard block blue	M 70/22.N	0125 216 15		1SNA 125 216 R1500	10
Standard block beige V0	M 70/22.V0	0195 216 14		1SNA 195 216 R1400	10
Ground block yellow body/ green marking (without rail contact)	M 70/22.PI	0165 596 13		1SNA 165 596 R1300	10

Accessories

End stop	BADH	12 mm	0116 900 27	1SNA 116 900 R2700	50	
	BAMH	9.1 mm	0114 836 00	1SNA 114 836 R0000	50	
End section	grey	FEM22	3 mm	0113 065 15	1SNA 113 065 R1500	10
	yellow	FEM22	3 mm	0103 881 14	1SNA 103 881 R1400	10
	beige V0	FEM22 V0	3 mm	0193 065 16	1SNA 193 065 R1600	10
Separator end section	grey	SCF22	3 mm	0113 851 16	1SNA 113 851 R1600	10

M 70/22.P - 70 mm² ground block with rail contact - 22 mm .866" spacing^①

Selection

Description	Type	Catalog Number	Packaging
Ground block V2 green/yellow	M 70/22.P	1SNA 399 024 R2300	10

M 95/26 - 95 mm² blocks - 26 mm 1.02" spacing

Characteristics

		IEC	UL	CSA
		NFC DIN		
Wire size	Solid	35 - 120	4-0000 AWG	4-0000 AWG
mm ² / AWG	Stranded	35 - 95		
Voltage	V	1000	600	600
Current	A	232	230	250
Short circuit current (M 4/6.PI)	A / s	11400A/1s		
Rated wire size	mm ² / AWG	95 mm ²	0000 AWG	0000 AWG
Wire stripping length	mm / inches	26 mm / 1.02"		
Recommended torque	Nm / lb.in	8.5-9.5 Nm / 74-83 lb.in		

Selection

Description	Type	Catalog Number	or	Catalog Number	Packaging
Standard block grey	M 95/26	0115 556 10		1SNA 115 556 R1000	10
Standard block blue	M 95/26.N	0125 556 12		1SNA 125 556 R1200	10
Standard block beige V0	M 95/26.V0	0195 556 11		1SNA 195 556 R1100	10
Ground block yellow body/ green marking (without rail contact)	M 95/26.PI	0165 556 22		1SNA 165 556 R2200	10

Accessories

End stop	BADH	12 mm	0116 900 27	1SNA 116 900 R2700	50
	BAMH	9.1 mm	0114 836 00	1SNA 114 836 R0000	50

M 95/26.P - 95 mm² ground block with rail contact - 26 mm 1.02" spacing^①

Characteristics

		IEC	UL	CSA
		NFC DIN		
Wire size	Solid	35 - 120	4-0000 AWG	4-0000 AWG
mm ² / AWG	Stranded	35 - 95		
Short circuit current	A / s	11400A/1s		
Rated wire size	mm ² / AWG	95 mm ²	0000 AWG	0000 AWG
Wire stripping length	mm / inches	26 mm / 1.02"		
Recommended torque	Nm / lb.in	8.5-9.5 Nm / 74-83 lb.in		

Selection

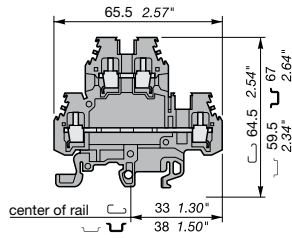
Description	Type	Catalog Number	or	Catalog Number	Packaging
Ground block V2 green/yellow	M 95/26.P	0399 176 00		1SNA 399 176 R0000	10

① Mounting on PR4 rail only.

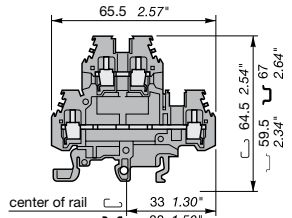
Feed through terminal blocks

Double-deck

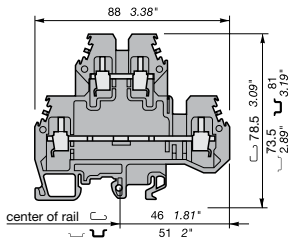
Screw clamp, DIN 1-3




MA 2,5/5.D2



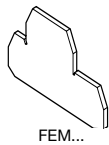
M 4/6.D2



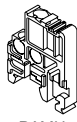
M 6/8.D2



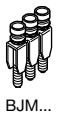
BADH



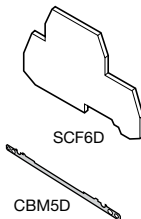
FEM...



BAMH



BJM...



SCF6D

CBM5D

MA 2,5/5.D2 - 2.5 mm² blocks - 5 mm .200" spacing

Characteristics

		IEC NFC DIN	UL	CSA
Wire size mm ² / AWG	Solid	0.2 - 4	22-12 AWG	20-12 AWG
	Stranded	0.22 - 2.5		
Voltage	V	630	300	300
Current	A	24	20	25
Rated wire size	mm ² / AWG	2.5 mm ²	12 AWG	12 AWG
Wire stripping length	mm / inches	9 mm / .354"		
Recommended torque	Nm / lb.in	0.4-0.6 Nm / 3.5-5.3 lb.in		

M 4/6.D2 - 4 mm² blocks - 6 mm .238" spacing

Characteristics

		IEC NFC DIN	UL	CSA
Wire size mm ² / AWG	Solid	0.2 - 4	22-12 AWG	24-12 AWG
	Stranded	0.22 - 4		
Voltage	V	800	600	300
Current	A	32	20	25
Rated wire size	mm ² / AWG	4 mm ²	12 AWG	12 AWG
Wire stripping length	mm / inches	8.5 mm / .33"		
Recommended torque	Nm / lb.in	0.5-0.8 Nm / 4.4-7.1 lb.in		

M 6/8.D2 - 6 mm² blocks - 8 mm .315" spacing

Characteristics

		IEC NFC DIN	UL	CSA
Wire size mm ² / AWG	Solid	0.5 - 10	18-8 AWG	8 AWG
	Stranded	0.5 - 6		
Voltage	V	800	600	600
Current	A	41	50	45
Rated wire size	mm ² / AWG	6 mm ²	8 AWG	8 AWG
Wire stripping length	mm / inches	12 mm / .47"		
Recommended torque	Nm / lb.in	0.8-1 Nm / 7.1-8.9 lb.in		

MA 2,5/5.D2...Selection

Description	Type	Catalog Number	or Catalog Number	Packaging
Standard block grey	MA 2,5/5.D2	0115 490 13	1SNA 115 490 R1300	50
Standard block blue	MA 2,5/5.D2.N	0125 490 15	1SNA 125 490 R1500	50
Standard block beige V0	MA 2,5/5.D2.V0	0195 490 14	1SNA 195 490 R1400	50

M 4/6.D2...Selection

Standard block grey	M 4/6.D2	0115 271 22	1SNA 115 271 R2200	50
Standard block beige V0	M 4/6.D2.V0	0195 271 23	1SNA 195 271 R2300	50
Standard block green	M 4/6.D2	0105 044 21	1SNA 105 044 R2100	50
Standard block white	M 4/6.D2	0105 046 23	1SNA 105 046 R2300	50
Standard block black	M 4/6.D2	0105 047 24	1SNA 105 047 R2400	50
Standard block red	M 4/6.D2	0105 048 05	1SNA 105 048 R0500	50
Standard block orange	M 4/6.D2	0105 049 06	1SNA 105 049 R0600	50
Standard block yellow	M 4/6.D2	0105 045 22	1SNA 105 045 R2200	0

M 6/8.D2...Selection

Standard block grey	M 6/8.D2	0115 501 12	1SNA 115 501 R1200	50
Standard block beige V0	M 6/8.D2.V0	0195 501 13	1SNA 195 501 R1300	50

Accessories

End stop		BADH	12 mm	0116 900 27	1SNA 116 900 R2700	50
		BAMH	9.1 mm	0114 836 00	1SNA 114 836 R0000	50
End section	grey	FEM6D	1 mm ①②	0118 499 23	1SNA 118 499 R2300	20
	blue	FEM6D	1 mm ①②	0128 499 25	1SNA 128 499 R2500	20
	grey	FEM8D1	1 mm ③	0116 656 25	1SNA 116 656 R2500	20
	grey	FEM8D2	4 mm ③	0116 657 26	1SNA 116 657 R2600	20
	grey	SCF6D	1 mm ②	0118 495 17	1SNA 118 495 R1700	20
Assembled jumper bar (with IP20 protection)	2 poles	BJMI5D	24 A ①	0176 736 21	1SNA 176 736 R2100	10
	3 poles	BJMI5D	24 A ①	0176 737 22	1SNA 176 737 R2200	10
	4 poles	BJMI5D	24 A ①	0176 738 03	1SNA 176 738 R0300	10
	5 poles	BJMI5D	24 A ①	0176 739 04	1SNA 176 739 R0400	10
	10 poles	BJMI5D	24 A ①	0176 740 11	1SNA 176 740 R1100	10
	Assembled jumper bar (with IP20 protection)	2 poles	BJMI6D	32 A ②	0179 668 20	1SNA 179 668 R2000
3 poles		BJMI6D	32 A ②	0179 669 21	1SNA 179 669 R2100	10
4 poles		BJMI6D	32 A ②	0179 670 26	1SNA 179 670 R2600	10
5 poles		BJMI6D	32 A ②	0179 671 13	1SNA 179 671 R1300	10
10 poles		BJMI6D	32 A ②	0179 672 14	1SNA 179 672 R1400	10
Assembled jumper bar (with IP20 protection)		2 poles	BJMI8	41 A ③	0176 669 16	1SNA 176 669 R1600
	3 poles	BJMI8	41 A ③	0176 670 13	1SNA 176 670 R1300	10
	4 poles	BJMI8	41 A ③	0176 671 00	1SNA 176 671 R0000	10
	5 poles	BJMI8	41 A ③	0176 672 01	1SNA 176 672 R0100	10
	10 poles	BJMI8	41 A ③	0176 673 02	1SNA 176 673 R0200	10
	Shield connector		CBM5D	0.5 mm ①②	0173 530 24	1SNA 173 530 R2400

① Only for MA 2,5/5.D2...

② Only for M 4/6.D2...

③ Only for M 6/8.D2...

Feed through terminal blocks

Triple - deck

Screw clamp, \sqcup DIN 3

D 4/6.T3 - 4 mm² blocks - 6 mm .238" spacing

Characteristics

		IEC NFC DIN	UL	CSA
Wire size mm ² / AWG	Solid	0.2 - 4	22-12 AWG	22-12 AWG
	Stranded	0.22 - 4		
Voltage	V	500	300	300
Current	A	32	20	20
Rated wire size	mm ² / AWG	4 mm ²	12 AWG	12 AWG
Wire stripping length	mm / inches	9.5 mm / .37"		
Recommended torque	Nm / lb.in	0.5-0.8 Nm / 4.4-7.1 lb.in		

Selection

Description	Type	Catalog Number	or	Catalog Number	Packaging
Standard block grey	D 4/6.T3	0299 683 01		1SNA 299 683 R0100	25

M 4/6.T3.P - 4 mm² block - 6 mm .238" spacing

Characteristics

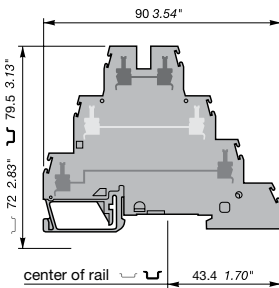
		IEC NFC DIN	UL	CSA
Wire size mm ² / AWG	Solid	0.2 - 4	22-12 AWG	22-12 AWG
	Stranded	0.22 - 4		
Voltage	V	500	300	300
Current	A	32	20	20
Short circuit current	A/s	480 A/1s		
Rated wire size	mm ² / AWG	4 mm ²	12 AWG	12 AWG
Wire stripping length	mm / inches	9.5 mm / .37"		
Recommended torque	Nm / lb.in	0.5-0.8 Nm / 4.4-7.1 lb.in		

Selection

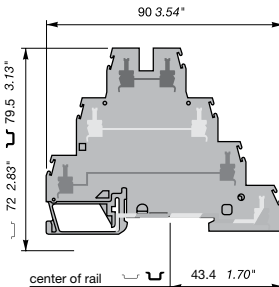
Description	Type	Catalog Number	or	Catalog Number	Packaging
Standard block grey	M 4/6.T3.P	0299 684 02		1SNA 299 684 R0200	25

Accessories

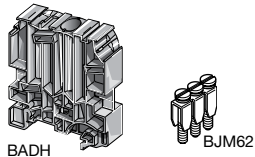
End stop		BADH 12 mm		1SNA 116 900 R2700	50
Assembled jumper bar (without IP20 protection)	2 poles	BJM62 41 A	0173 217 26	1SNA 173 217 R2600	10
	3 poles	BJM62 41 A	0173 218 07	1SNA 173 218 R0700	10
	4 poles	BJM62 41 A	0173 219 00	1SNA 173 219 R0000	10
	5 poles	BJM62 41 A	0173 221 22	1SNA 173 221 R2200	10
	10 poles	BJM62 41 A	0173 226 27	1SNA 173 226 R2700	10



M 4/6.T3



M 4/6.T3.P



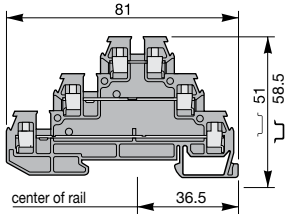
BADH

BJM62

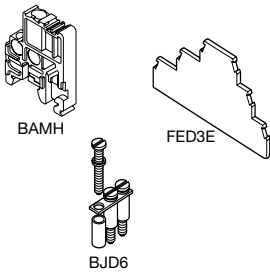
Three level sensor

Terminal blocks without ground connection

Screw clamp, U DIN 3



D 2,5/6.D



D 2,5/6.D - 2.5 mm² blocks - 6 mm .238" spacing

Characteristics

		IEC NFC DIN	UL	CSA
Wire size mm ² / AWG	Solid	0.2 - 2.5	20-12 AWG	22-14 AWG
	Stranded	0.22 - 2.5		
Voltage	V	380 Gr.c	300	300
Current	A	22	26	20
Rated wire size	mm ² / AWG	2.5 mm ²	12 AWG	14 AWG
Wire stripping length	mm / inches	6 mm / .24"		
Recommended torque	Nm / lb.in	0.4-0.6 Nm / 3.5-5.3 lb.in		

Selection

Description	Type	Catalog Number	or	Catalog Number	Packaging
Three level block for sensor grey	D 2,5/6	0115 541 11		1SNA 115 541 R1100	25

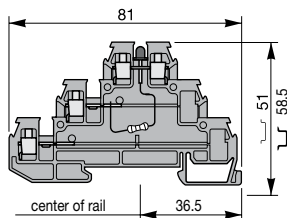
Accessories

End stop	BAMH	9.1 mm	0114 836 00	1SNA 114 836 R0000	50	
End section	grey	FED3E	3 mm	0116 771 20	1SNA 116 771 R2000	20
Assembled jumper bar (without IP20 protection)	2 poles	BJD6	22 A	0178 024 25	1SNA 178 024 R2500	10
	3 poles	BJD6	22 A	0178 025 26	1SNA 178 025 R2600	10
	4 poles	BJD6	22 A	0178 026 27	1SNA 178 026 R2700	10
	5 poles	BJD6	22 A	0178 027 20	1SNA 178 027 R2000	10
	10 poles	BJD6	22 A	0178 032 25	1SNA 178 032 R2500	10

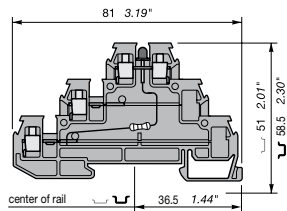
D 2,5/6.DL - 2.5 mm² blocks - 6 mm .238" spacing

Characteristics

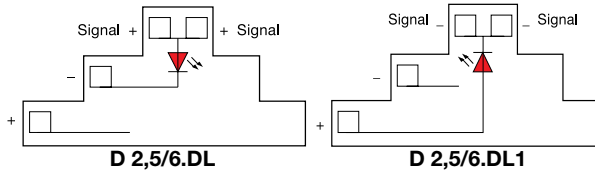
		IEC NFC DIN	UL	CSA
Wire size mm ² / AWG	Solid	0.2 - 2.5	20-12 AWG	22-14 AWG
	Stranded	0.22 - 2.5		
Voltage	V	380 Gr.c	300 ①	300 ①
Current	A	22	26	20
Rated wire size	mm ² / AWG	2.5 mm ²	12 AWG	14 AWG
Wire stripping length	mm / inches	6 mm / .24"		
Recommended torque	Nm / lb.in	0.4-0.6 Nm / 3.5-5.3 lb.in		



D 2,5/6.DL



D 2,5/6.DL1



Selection

Description	Type	Catalog Number	or	Catalog Number	Packaging	
Three level block for sensor with red LED indication	grey	D 2,5/6.DL		0115 537 05	1SNA 115 537 R0500	25
LED indication	grey	D 2,5/6.DL1		0115 538 16	1SNA 115 538 R1600	25

Accessories

End stop	BAMH	9.1 mm	0114 836 00	1SNA 114 836 R0000	50	
End section	grey	FED3E	3 mm	0116 771 20	1SNA 116 771 R2000	20
Assembled jumper bar (without IP20 protection)	2 poles	BJD6	22 A	0178 024 25	1SNA 178 024 R2500	10
	3 poles	BJD6	22 A	0178 025 26	1SNA 178 025 R2600	10
	4 poles	BJD6	22 A	0178 026 27	1SNA 178 026 R2700	10
	5 poles	BJD6	22 A	0178 027 20	1SNA 178 027 R2000	10
	10 poles	BJD6	22 A	0178 032 25	1SNA 178 032 R2500	10

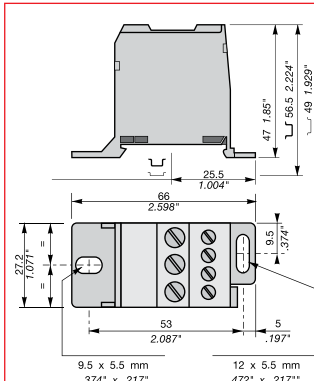
① 24 VDC on LED circuit.

Distribution blocks, single pole

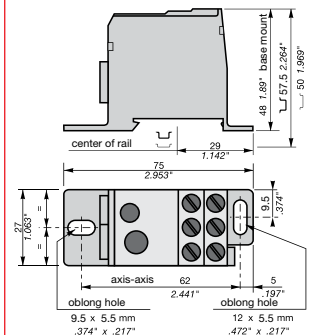
Type BRU

Screw clamp, U DIN 3

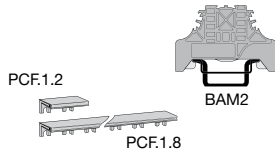
Terminal blocks



BRU 80 A



BRU 125 A



BRU 80 A

Characteristics

Wire size mm ² / AWG	Solid Stranded	IEC	UL	CSA
		NFC DIN		
		0.5 - 16	22-6 AWG	18-6 AWG
		0.5 - 10		
Voltage	V	600	600	600
Current	A	80	80	80
Rated wire size	mm ² / AWG	3x16 mm ²	3x4 AWG	3x4 AWG
Inputs		6-16mm ²	8-4 AWG	—
Outputs (4)		2.5-16mm ²	14-10 AWG	—
Outputs (2) with ferrules		2.5-16mm ²	8-4 AWG	—
Recommended torque	Nm / lb.in	0.8 Nm / 7 lb.in		

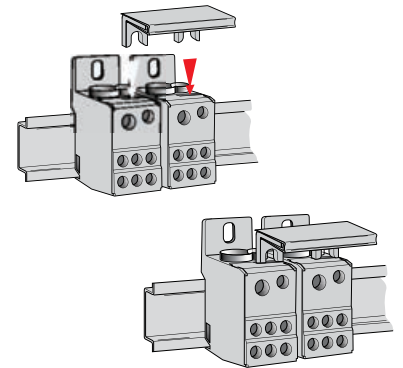
Selection

Description	Type	Catalog Number	or	Catalog Number	Packaging Weight Kg
Grey body	BRU 80 A	0356 208 25		1SNA 356 208 R2500	1 0.137

BRU 125 A - 35 mm² block - 27 mm 1.063" spacing

Characteristics

Rated voltage	V	IEC	UL / CSA
		NFC DIN	
Rated current	A	125	125
Inputs : left input wire size	mm ² /AWG	10-35	8-2 AWG
right input wire size		6-16	10- 6 AWG
Recommended torque	Nm / lb.in	3.5	31 lb.in
Recommended torque wrench		Allen key/4 mm	
Outputs : with ferrules	mm ² /AWG	4x2.5 to 16	14 AWG to 6 AWG
without ferrules		6x2.5 to 16	14 AWG to 6 AWG
Recommended torque	Nm / lb.in	2 Nm	17.6 lb.in
Screwdriver		Posidriv Z2 or flat	



10

Selection

Description	Type	Catalog Number	or	Catalog Number	Packaging Weight Kg
Grey body	BRU 125 A	0356 204 11		1SNA 356 204 R1100	1 0.137

Accessories

End stop	BAM2 9.9 mm	0206 351 16		1SNA 206 351 R1600	50
Jumper bar	PCF.1.2	0356 205 12 ①		1SNA 356 205 R1200	1
	PCF.1.8	0356 206 13 ①		1SNA 356 206 R1300	1

① For BRU 125A only.

Distribution blocks, single pole

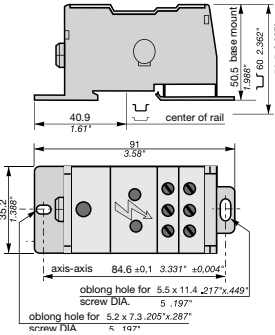
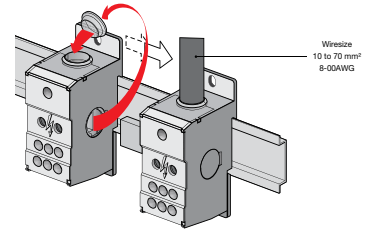
Type BRU

Screw clamp, U DIN 3

BRU 160 A - 70 mm² block - 35.2 mm 1.388" spacing

Characteristics

		IEC NFC DIN	UL / CSA
Rated voltage	V	600	600
Rated current	A	160	160
Inputs (maximum wire size)		10-70	8-00 AWG
left input wire size	mm ² /AWG		
right input wire size	mm ² /AWG		
Recommended torque	Nm / lb.in	4	35 lb.in
Recommended torque wrench		Allen key/5 mm	
Outputs with ferrules	mm ² /AWG	6x2.5 to 16	14 AWG to 6 AWG
without ferrules	mm ² /AWG		
Recommended torque	Nm / lb.in	2 Nm	17.6 lb.in



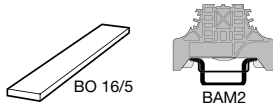
BRU 160 A

Selection

Description	Type	Catalog Number	or	Catalog Number	Packaging Weight kg
Grey body	BRU 160 A	0356 200 21		1SNA 356 200 R2100	1 0.234

Accessories

End stop	BAM2	9.9 mm	0206 351 16	1SNA 206 351 R1600	50
Busbar	BO 16/5	2 poles	0356 201 16	1SNA 356 201 R1600	1
	BO 16/5	3 poles	0356 202 17	1SNA 356 202 R1700	1
	BO 16/5	4 poles	0356 203 10	1SNA 356 203 R1000	1



10

BRU 250 A - 120 mm² blocks - 44.5 mm 1.752" spacing

Characteristics

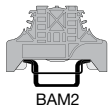
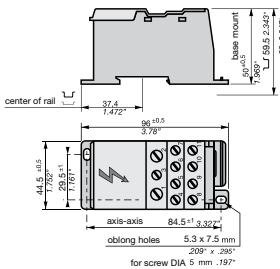
		IEC NFC DIN	UL / CSA
Rated voltage	V	600	600
Rated current	A	250	230
Inputs mini		35 - 120	2-0000 AWG
max. wire size	mm ² /AWG		
Recommended torque	Nm / lb.in	19 Nm	170 lb.in
Recommended torque wrench		Allen key/6 mm	
Outputs with ferrules	mm ² /AWG	2x2.5 to 25	2x14 AWG to 4 AWG
without ferrules	mm ² /AWG	2x2.5 to 35	2x14 AWG to 2 AWG
Recommended torque	Nm / lb.in	3.5 Nm	31 lb.in
Wire size with/without ferrule	mm ² /AWG	5x2.5 to 16	5x14 AWG to 6 AWG
Recommended torque	Nm / lb.in	2 Nm	18 lb.in
Wire size with/without ferrule	mm ² /AWG	4x2.5 to 10	4x14 AWG to 8 AWG
Recommended torque	Nm / lb.in	2 Nm	18 lb.in

Selection

Description	Type	Catalog Number	or	Catalog Number	Packaging Weight kg
Grey body	BRU 250 A	0179 657 15		1SNA 179 657 R1500	1 0.450
Black body	BRU 250 ALU	0356 207 14		1SNA 356 207 R1400	1 0.220

Accessories

End stop	BAM2	9.9 mm	0206 351 16	1SNA 206 351 R1600	50
----------	------	--------	-------------	--------------------	----



Distribution blocks, single pole

Type BRU

Screw clamp, \perp DIN 3

BRU 400 A - 185 mm² block - 44.5 mm 1.752" spacing

Characteristics

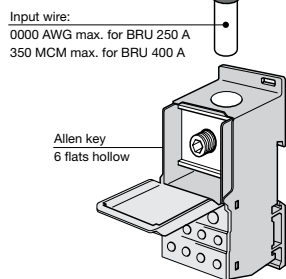
		IEC		UL / CSA
		NFC	DIN	
Rated voltage	V	600	600	
Rated current	A	400	310	
Inputs mini max. wire size	mm ² /AWG	95 - 185	000 AWG-350 MCM	
Recommended torque	Nm / lb.in	25 Nm	230 lb.in	
Recommended torque wrench		Allen key/8 mm		
Outputs with ferrules	mm ² /AWG	2x2.5 to 25	2x14 AWG to 4 AWG	
without ferrules		2x2.5 to 35	2x14 AWG to 2 AWG	
Recommended torque	Nm / lb.in	3.5 Nm	31 lb.in	
Wire size with/without ferrule	mm ² /AWG	5x2.5 to 16	5x14 AWG to 6 AWG	
Recommended torque	Nm / lb.in	2 Nm	18 lb.in	
Wire size with/without ferrule	mm ² /AWG	4x2.5 to 10	4x14 AWG to 8 AWG	
Recommended torque	Nm / lb.in	2 Nm	18 lb.in	

Selection

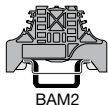
Description	Type	Catalog Number	or	Catalog Number	Packaging Weight kg
Grey body	BRU 400 A	0179 650 22		1SNA 179 650 R2200	1 0.450

Accessories

End stop	BAM2 9.9 mm	0206 351 16		1SNA 206 351 R1600	50
----------	-------------	-------------	--	--------------------	----



BRU 250 A
BRU 400 A

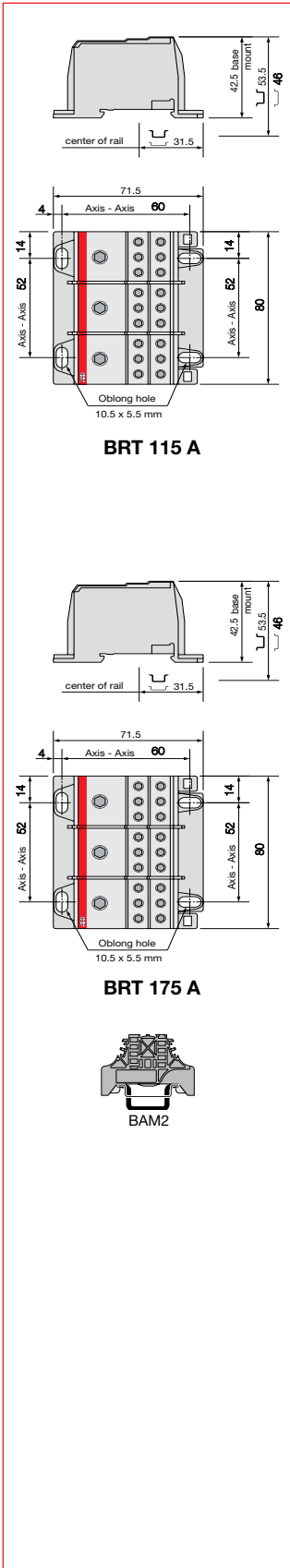


BAM2

Distribution blocks, three pole

Type BRT

Screw clamp, \hookrightarrow DIN 3



BRT 115 A

BRT 175 A

BAM2

BRT 115 A

Characteristics

		IEC NFC	DIN	UL	CSA
Wire size mm ² / AWG	Solid	0.5 - 16 0.5 - 16		Input 8 to 2 AWG (per pole) Output 14 to 4 AWG (per pole)	8 to 2 AWG (per pole) 14 to 4 AWG (per pole)
Voltage	V	690		600	600
Current	A	125		115	115
Rated wire size	mm ² / AWG	10-35 mm ²		—	—
Recommended torque input	Nm / lb.in			6 Nm / 53.1 lb.in.	
Recommended torque output	Nm / lb.in			3 Nm / 26.53 lb. in.	

Selection

Description	Type	Catalog Number	or	Catalog Number	Packaging	Weight kg
Grey body	BRT 115 A	0356 209 26		1SNA 356 209 R2600	1	0.137

BRT 175 A

Characteristics

		IEC NFC	DIN	UL	CSA
Wire size mm ² / AWG	Solid	0.5 - 16 0.5 - 16		Input 6 to 2/0 AWG (per pole) Output 14 to 4 AWG (per pole)	6 to 2/0 AWG (per pole) 14 to 4 AWG (per pole)
Voltage	V	690		600	600
Current	A	125		175	175
Rated wire size	mm ² / AWG	10-35 mm ²		—	—
Recommended torque input	Nm / lb.in			6 Nm / 53.1 lb.in.	
Recommended torque output	Nm / lb.in			3 Nm / 26.53 lb. in.	

Selection

Description	Type	Catalog Number	or	Catalog Number	Packaging	Weight kg
Grey body	BRT 175 A	0356 210 21		1SNA 356 210 R2100	1	0.137

Accessories

End stop	BAM2	9.9 mm	0206 351 16	1SNA 206 351 R1600	50	
----------	------	--------	-------------	--------------------	----	--

Heavy duty switch terminal blocks

Screw clamp, DIN 1-3

Terminal blocks

M 6/8.SNB - 6 mm² blocks - 8 mm .315" spacing - blade switching

Characteristics

		IEC NFC DIN	UL	CSA
Wire size mm ² / AWG	Solid	0.5 - 10	22-8 AWG	20-12 AWG
	Stranded	0.5 - 6		
Voltage	V	400	300	300
Current	A	15	20	10
Rated wire size	mm ² / AWG	6 mm ²	10 AWG	12 AWG
Wire stripping length	mm / inches	12 mm / .47"		
Recommended torque	Nm / lb.in	0.8-1 Nm / 7.1-8.9 lb.in		

Selection

Description	Type	Catalog Number	or	Catalog Number	Packaging
Standard block grey	M 6/8.SNB	0115 688 25		1SNA 115 688 R2500	50

Accessories

End stop		BAM2 9.9 mm		0206 351 16	1SNA 206 351 R1600	50
End section	grey	FEM8 3 mm		0113 373 26	1SNA 113 373 R2600	20
	orange	FEM8 3 mm		0103 230 02	1SNA 103 230 R0200	20
Separator end section	grey	SCFM6 3 mm		0114 825 05	1SNA 114 825 R0500	20

10

M 6/8.STP - 6 mm² blocks - 8 mm .315" spacing - push-turn knob switching

Characteristics

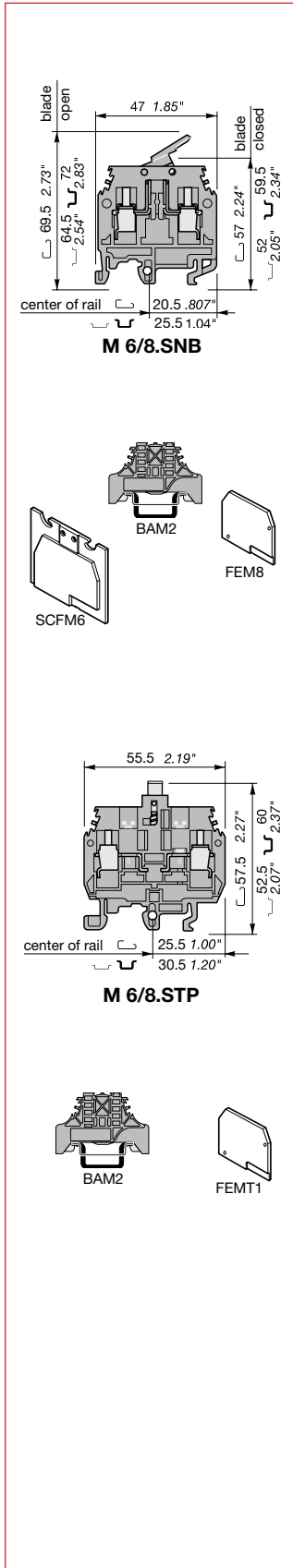
		IEC NFC DIN	UL	CSA
Wire size mm ² / AWG	Solid	0.5 - 10	22-8 AWG	8 AWG
	Stranded	0.5 - 6		
Voltage	V	500	600	600
Current	A	15	40	15
Rated wire size	mm ² / AWG	6 mm ²	8 AWG	8 AWG
Wire stripping length	mm / inches	11 mm / .433"		
Recommended torque	Nm / lb.in	0.8-1 Nm / 7.1-8.9 lb.in		

Selection

Description	Type	Catalog Number	or	Catalog Number	Packaging
Standard block grey	M 6/8.STP	0115 277 20		1SNA 115 277 R2000	25
Bloc with Ø4mm test socket	M 6/8.STP 1	0115 529 15		1SNA 115 529 R1500	25

Accessories

End section		BAM2 9.9 mm		0206 351 16	1SNA 206 351 R1600	50
Separator end section	grey	FEMT1 2.8 mm		0113 137 02	1SNA 113 137 R0200	50



Heavy duty switch and fuse holder terminal blocks

Double-deck

Screw clamp, \llcorner \llcorner DIN 1 - DIN 3

M 4/6.D2.SNBT - 4 mm² blocks - 6 mm .238" spacing - blade switch

Characteristics

		IEC NFC	DIN	UL	CSA
Wire size mm ² / AWG	Solid	0.5 - 4		24-12 AWG	22-12 AWG
	Stranded	0.5 - 4			
Voltage	V	400	300	300	
Current	A	10	15	15	
Rated wire size	mm ² / AWG	4 mm ²	12 AWG	12 AWG	
Wire stripping length	mm / inches	9.5 mm / .374"			
Recommended torque	Nm / lb.in	0.5-0.6 Nm / 4.4-5.3 lb.in			

Selection

Description	Type	Catalog Number	or	Catalog Number	Packaging
Standard block grey	M 4/6.D2.SNBT	0115 561 15		1SNA 115 561 R1500	50

Accessories

End stop	BADH	12 mm	0116 900 27	1SNA 116 900 R2700	50	
	BAMH	9.1 mm	0114 836 00	1SNA 114 836 R0000	50	
End section	Grey	FEMS6D	1.5 mm	0116 591 05	1SNA 116 591 R0500	20
Assembled jumper bar (with IP20 protection)	2 poles	BJMI6D	32 A ⊕	0179 668 20	1SNA 179 668 R2000	10
	3 poles	BJMI6D	32A ⊕	0179 669 21	1SNA 179 669 R2100	10
	4 poles	BJMI6D	32 A ⊕	0179 670 26	1SNA 179 670 R2600	10
	5 poles	BJMI6D	32 A ⊕	0179 671 13	1SNA 179 671 R1300	10
	10 poles	BJMI6D	32 A ⊕	0179 672 14	1SNA 179 672 R1400	10
Shield connector	CBD2S		0178 408 14	1SNA 178 408 R1400	50	

M 4/8.D2.SF - for fuses 5x20 mm .197x.787 in. and 5x25 mm .197x.984 in. - 4 mm² blocks - 8 mm .315" spacing

Characteristics

		IEC NFC	DIN	UL	CSA
Wire size mm ² / AWG	Solid	0.5 - 6		24-12 AWG	24-12 AWG
	Stranded	0.5 - 4			
Voltage	V	630 ⊗	300 ⊗	300 ⊗	
Current	A	6.3	20	20	
Rated wire size	mm ² / AWG	4 mm ²	12 AWG	12 AWG	
Wire stripping length	mm / inches	9.5 mm / .37"			
Recommended torque	Nm / lb.in	0.5-0.8 Nm / 4.4-7.1 lb.in			

Selection

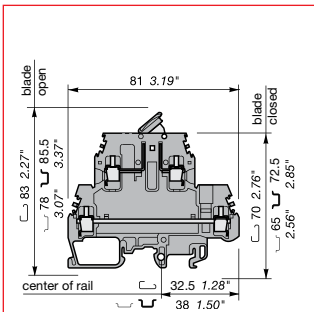
Description	Type	Catalog Number	or	Catalog Number	Packaging
Standard block grey	M 4/8.D2.SF	0115 604 21		1SNA 115 604 R2100	50
Standard block beige V0	M 4/8.D2.SF.V0	0195 604 22		1SNA 195 604 R2200	50

Accessories

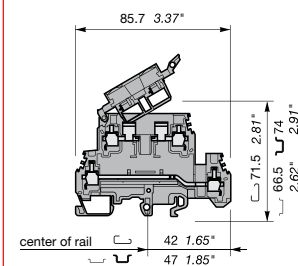
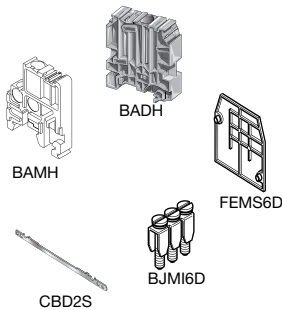
End stop	BADH	12 mm	0116 900 27	1SNA 116 900 R2700	50	
	BAMH	9.1 mm	0114 836 00	1SNA 114 836 R0000	50	
End section	grey	FEM8D2S	1.5 mm	0116 913 07	1SNA 116 913 R0700	20
Assembled jumper bar (with IP20 protection)	2 poles	BJM8D	41 A ⊕	0168 520 05	1SNA 168 520 R0500	10
	3 poles	BJM8D	41 A ⊕	0168 521 22	1SNA 168 521 R2200	10
	4 poles	BJM8D	41 A ⊕	0168 522 23	1SNA 168 522 R2300	10
	5 poles	BJM8D	41 A ⊕	0168 528 24	1SNA 168 528 R2400	10
	10 poles	BJM8D	41 A ⊕	0168 974 00	1SNA 168 974 R0000	10
Shield connector	CBD2S		0178 408 14	1SNA 178 408 R1400	50	

⊕ Lower deck only.

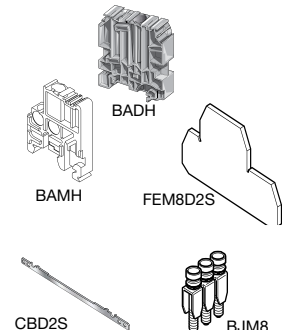
⊗ Insulation voltage of terminal block - operating voltage : according to fuse.



M 4/6.D2.SNBT



M 4/8.D2.SF



Fuse holder terminal blocks

5x20 mm .197x.787 in. and 5x25 mm .197x.984 in.
Screw clamp, 𐀀 𐀁 DIN 1 - DIN3

M 4/8.SF- 4 mm² blocks - 8 mm .315" spacing

Characteristics

Wire size mm ² / AWG	Solid Stranded	IEC	UL	CSA
		NFC DIN		
		0.5 - 6	22-12 AWG	22-12 AWG
Voltage	V	630 ①②	600 ①	250
Current	A	6.3	10	10
Rated wire size	mm ² / AWG	4 mm ²	12 AWG	12 AWG
Wire stripping length	mm / inches	9.5 mm / .37"		
Recommended torque	Nm / lb.in	0.5-0.8 Nm / 4.4-7.1 lb.in		

Selection

Description	Type	Catalog Number	or	Catalog Number	Packaging
Standard block grey	M 4/8.SF	0115 657 25		1SNA 115 657 R2500	50
Block with test socket Ø2 mm grey	M 4/8.SF	0115 662 22		1SNA 115 662 R2200	50
Standard block orange	M 4/8.SF2	0105 135 11		1SNA 105 135 R1100	50
Standard block beige V0	M 4/8.SF.V0	0195 657 26		1SNA 195 657 R2600	50

M 4/8.SFL - 4 mm² blocks - 8 mm .315" spacing

Characteristics

Wire size mm ² / AWG	Solid Stranded	IEC	UL	CSA
		NFC DIN		
		0.5 - 6	22-12 AWG	22-12 AWG
Voltage	V	400	600	250
Current	A	6.3	10	10
Rated wire size	mm ² / AWG	4 mm ²	12 AWG	12 AWG
Wire stripping length	mm / inches	9.5 mm / .374"		
Recommended torque	Nm / lb.in	0.5-0.8 Nm / 4.4-7.7 lb.in		

Selection

Description	Type	Catalog Number	or	Catalog Number	Packaging
Block with fusion indicator neon grey	M 4/8.SFL	0115 661 21		1SNA 115 661 R2100	50
Block with fusion indicator 24V grey	M 4/8.SFD	0115 663 23		1SNA 115 663 R2300	50

M 4/8.SN - 4 mm² blocks - 8 mm .315" spacing

Characteristics

Wire size mm ² / AWG	Solid Stranded	IEC	UL	CSA
		NFC DIN		
		0.5 - 6	22-12 AWG	24-12 AWG
Voltage	V	630 ①	600	250
Current	A	6.3	10	10
Rated wire size	mm ² / AWG	4 mm ²	12 AWG	12 AWG
Wire stripping length	mm / inches	9.5 mm / .37"		
Recommended torque	Nm / lb.in	0.5-0.8 Nm / 4.4-7.1 lb.in		

Selection

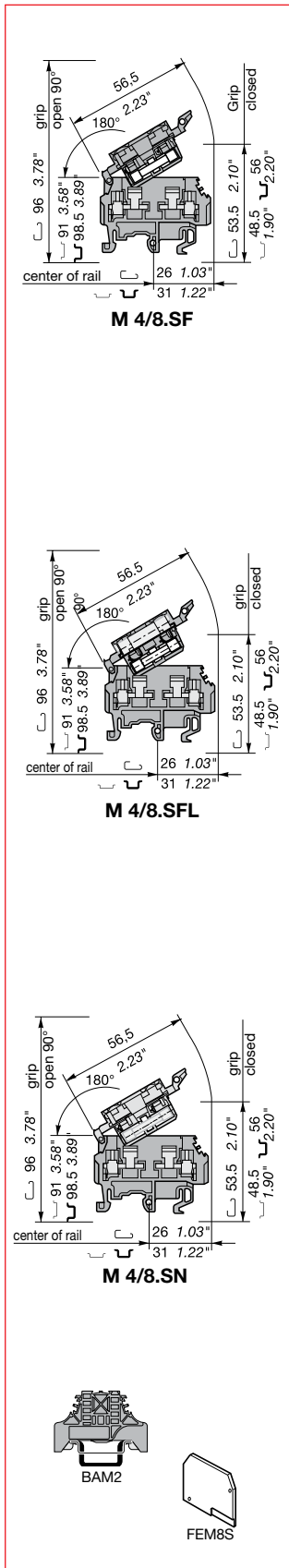
Description	Type	Catalog Number	or	Catalog Number	Packaging
Standard block grey body/blue grip	M 4/8.SN	0115 659 07		1SNA 115 659 R0700	50
Standard block beige body/blue V0 grip	M 4/8.SN.V0	0195 659 00		1SNA 195 659 R0000	50

Accessories

Description	Type	Catalog Number	or	Catalog Number	Packaging	
End stop	BAM2 9.9 mm	0206 351 16		1SNA 206 351 R1600	50	
End section	grey	FEM8S 1.5 mm		0116 951 15	1SNA 116 951 R1500	20
	orange	FEM8S 1.5 mm		0103 923 15	1SNA 103 923 R1500	20

① Insulation voltage of terminal block - operating voltage : according to fuse.

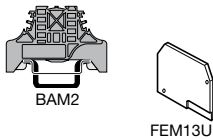
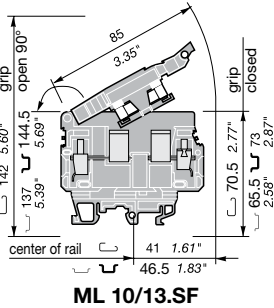
② 400 V for block M 4/6.SFT



Fuse holder terminal blocks & heavy duty switch terminal block with contact control pull lever

Screw clamp, C U DIN 1-3

ML 10/13.SF - for fuses 6.35x25.4 mm ¹/₄x1 in. and 6.35x32 mm ¹/₄x1¹/₄ in. - 10 mm² blocks - 13 mm .512" spacing



Characteristics

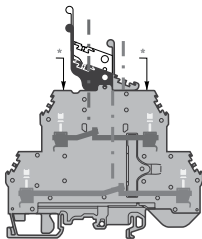
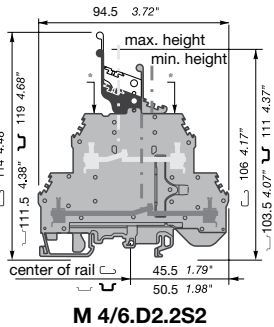
		IEC NFC DIN	UL	CSA
Wire size mm ² / AWG	Solid	0.5 - 16	22-10 AWG	22-8 AWG
	Stranded	0.5 - 10		
Voltage	V	800(1)	600	600
Current	A	16	25	25
Rated wire size	mm ² / AWG	10 mm ²	10 AWG	8 AWG
Wire stripping length	mm / inches	12 mm / .472"		
Recommended torque	Nm / lb.in	1.2-1.4 Nm / 10.6-12.3 lb.in		

Selection

Description	Type	Catalog Number	or	Catalog Number	Packaging	
Standard block	black V0	ML 10/13.SF		0199 095 13	1SNA 199 095 R1300	20

Accessories

End stop	End section black V0	BAM2	9.9 mm	0206 351 16	1SNA 206 351 R1600	50
		FEM13U	1.5 mm	0199 635 24	1SNA 199 635 R2400	10



M 4/6.D2.2S2.T

M 4/6.D2.2S2... - 4 mm² blocks - 6 mm .238" spacing

Characteristics

		IEC NFC DIN	UL	CSA
Wire size mm ² / AWG	Solid	0.2 - 4	24-10 AWG	24-10 AWG
	Stranded	0.2 - 4		
Voltage	V	500	300	300
Current	A	10	10	10
Rated wire size	mm ² / AWG	4 mm ²	10 AWG	10 AWG
Wire stripping length	mm / inches	9.5 mm / .374"		
Recommended torque	Nm / lb.in	0.5-0.8 Nm / 4.4-7.1 lb.in		

Selection

Description	Type	Catalog Number	or	Catalog Number	Packaging
Standard block grey	M 4/6.D2.2S2	0199 444 25		1SNA 199 444 R2500	25
Block grey with 4 tests DIA. 2 mm	M 4/6.D2.2S2.T	0199 448 01		1SNA 199 448 R0100	25

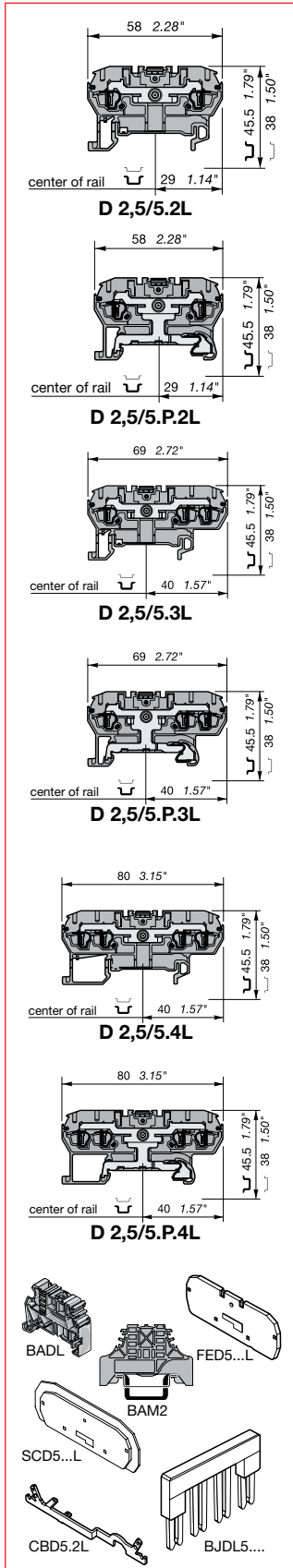
Accessories

End stop	BADH	12 mm	0116 900 27	1SNA 116 900 R2700	50
	BAMH	9.1 mm	0114 836 00	1SNA 114 836 R0000	50
Shield connector	CBD2S		0178 408 14	1SNA 178 408 R1400	50

Feed through and ground terminal blocks

Spring clamp, U DIN 3

Terminal blocks



D 2,5/5...L - 2.5 mm² blocks - 5 mm .198" spacing

Characteristics

		IEC NFC DIN	UL	CSA
Wire size mm ² / AWG	Solid	0.12- 4	26-12 AWG	26-12 AWG
	Stranded	0.12 - 2.5		
	isolated ferrules	0.5 - 2.5		
Voltage	V	800	600	600
Current	A	24	15	15
Short circuit current (D 2,5/5.Pl...L)	A / s	300 A/1s		
Short circuit current (D 2,5/5.P...L)	A / s	300 A/1s		
Rated wire size	mm ² / AWG	2.5 mm ²	12 AWG	12 AWG
Wire stripping length	mm / inches	9.5 mm / .37"		

D 2,5/5.2L Selection

Description	Type	Catalog Number or	Catalog Number	Packaging
Standard block grey	D 2,5/5.2L	0290 021 27	1SNA 290 021 R2700	50
Standard block blue	D 2,5/5.N.2L	0290 023 21	1SNA 290 023 R2100	50
Standard block yellow	D 2,5/5.2L	0290 027 25	1SNA 290 027 R2500	50
Standard block orange	D 2,5/5.2L	0290 022 20	1SNA 290 022 R2000	50
Standard block red	D 2,5/5.2L	0290 024 22	1SNA 290 024 R2200	50
Standard block black	D 2,5/5.2L	0290 026 24	1SNA 290 026 R2400	50
Standard block green	D 2,5/5.2L	0290 028 06	1SNA 290 028 R0600	50
Standard block white	D 2,5/5.2L	0290 025 23	1SNA 290 025 R2300	50
Standard block brown	D 2,5/5.2L	0290 464 00	1SNA 290 464 R0000	50
Standard block violet	D 2,5/5.2L	0290 465 01	1SNA 290 465 R0100	50
Ground block yellow/green	D 2,5/5.Pl.2L ①	0290 030 04	1SNA 290 030 R0400	50
Ground block green/yellow	D 2,5/5.P.2L ②	0290 029 07	1SNA 290 029 R0700	50

D 2,5/5.3L Selection

Standard block grey	D 2,5/5.3L	0290 031 21	1SNA 290 031 R2100	50
Standard block blue	D 2,5/5.N.3L	0290 033 23	1SNA 290 033 R2300	50
Standard block orange	D 2,5/5.3L	0290 032 22	1SNA 290 032 R2200	50
Standard block red	D 2,5/5.3L	0290 034 24	1SNA 290 034 R2400	50
Standard block black	D 2,5/5.3L	0290 036 26	1SNA 290 036 R2600	50
Standard block white	D 2,5/5.3L	0290 035 25	1SNA 290 035 R2500	50
Standard block yellow	D 2,5/5.3L	0290 037 27	1SNA 290 037 R2700	50
Ground block yellow/green	D 2,5/5.Pl.3L ①	0290 040 16	1SNA 290 040 R1600	50
Ground block green/yellow	D 2,5/5.P.3L ②	0290 039 01	1SNA 290 039 R0100	50

D 2,5/5.4L Selection

Standard block grey	D 2,5/5.4L	0290 011 25	1SNA 290 011 R2500	50
Standard block blue	D 2,5/5.N.4L	0290 013 27	1SNA 290 013 R2700	50
Standard block orange	D 2,5/5.4L	0290 012 26	1SNA 290 012 R2600	50
Ground block yellow/green	D 2,5/5.Pl.4L ①	0290 020 02	1SNA 290 020 R0200	50
Ground block green/yellow	D 2,5/5.P.4L ②	0290 019 05	1SNA 290 019 R0500	50

Accessories

End stop		BADL	9 mm	0399 903 02 (screwless)	1SNA 399 903 R0200	50
	light grey	BAM2	9.9 mm	0399 967 01 (with screw)	1SNA 399 967 R0100	50
End section	grey	FED5.2L	2.5 mm ③	0291 061 24	1SNA 291 061 R2400	20
	orange	FED5.2L	2.5 mm ③	0291 062 25	1SNA 291 062 R2500	20
	grey	FED5.3L	2.5 mm ④	0291 051 22	1SNA 291 051 R2200	20
	orange	FED5.3L	2.5 mm ④	0291 052 23	1SNA 291 052 R2300	20
	grey	FED5.4L	2.5 mm ⑤	0291 041 20	1SNA 291 041 R2000	20
	orange	FED5.4L	2.5 mm ⑤	0291 042 21	1SNA 291 042 R2100	20
Separator	orange	SCD5.2L	2.5 mm ③	0291 352 04	1SNA 291 352 R0400	20
	grey	SCD5.2L	2.5 mm ③	0291 351 03	1SNA 291 351 R0300	20
	orange	SCD5.3L	2.5 mm ④	0291 362 06	1SNA 291 362 R0600	20
	orange	SCD5.4L	2.5 mm ⑤	0291 372 00	1SNA 291 372 R0000	20
Jumper bar, IP20	2 poles	BJDL5.2	24 A	0291 102 23	1SNA 291 102 R2300	50
	3 poles	BJDL5.3	24 A	0291 103 24	1SNA 291 103 R2400	50
	4 poles	BJDL5.4	24 A	0291 104 25	1SNA 291 104 R2500	50
	5 poles	BJDL5.5	24 A	0291 105 26	1SNA 291 105 R2600	20
	10 poles	BJDL5.10	24 A	0291 110 26	1SNA 291 110 R2600	20
Shielding connector		CBD5.2L	0.5 mm ⑥	0291 077 24	1SNA 291 077 R2400	50

① Without rail contact.

② With rail contact.

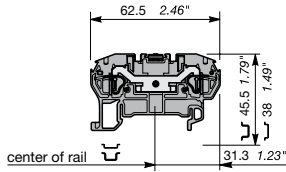
③ Only for D 2,5/5...2L

④ Only for D 2,5/5...3L

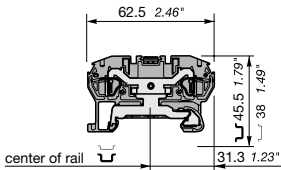
⑤ Only for D 2,5/5...4L

Feed through and ground terminal blocks

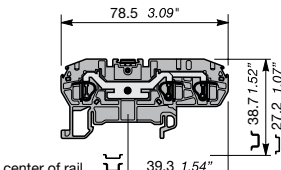
Spring clamp, \sqcup DIN 3



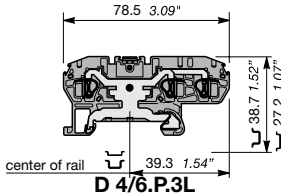
D 4/6.2L



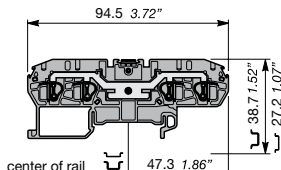
D 4/6.P.2L



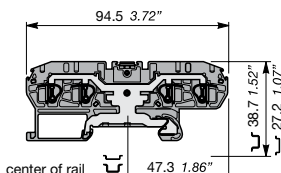
D 4/6.3L



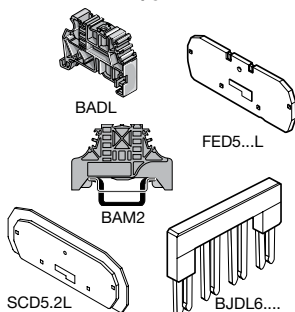
D 4/6.P.3L



D 4/6.4L



D 4/6.P.4L



D 4/6...L - 4 mm² blocks - 6 mm .238" spacing

Characteristics

		IEC NFC DIN	UL	CSA
Wire size mm ² / AWG	Solid	0.2 - 6	24-10 AWG	24-10 AWG
	Stranded	0.2 - 4		
	isolated ferrules	0.5 - 4		
Voltage	V	800	600	600
Current	A	32	25	25
Short circuit current (D 4/6.PI...L)	A / s	480 A/1s		
Short circuit current (D 4/6.P...L)	A / s	480 A/1s		
Rated wire size	mm ² / AWG	4 mm ²	10 AWG	10 AWG
Wire stripping length	mm / inches	11 mm / .43"		

D 4/6.2L Selection

Description	Type	Catalog Number	or	Catalog Number	Packaging
Standard block grey	D 4/6.2L	0290 061 07		1SNA 290 061 R0700	50
Standard block blue	D 4/6.N.2L	0290 063 01		1SNA 290 063 R0100	50
Standard block orange	D 4/6.2L	0290 062 00		1SNA 290 062 R0000	50
Standard block black	D 4/6.2L	0290 066 04		1SNA 290 066 R0400	50
Standard block red	D 4/6.2L	0290 064 02		1SNA 290 064 R0200	50
Standard block yellow	D 4/6.2L	0290 067 05		1SNA 290 067 R0500	50
Ground block yellow/green	D 4/6.PI.2L ①	0290 070 14		1SNA 290 070 R1400	50
Ground block green/yellow	D 4/6.P.2L ②	0290 069 17		1SNA 290 069 R1700	50

D 4/6.3L Selection

Standard block grey	D 4/6.3L	0290 405 06		1SNA 290 405 R0600	50
Standard block blue	D 4/6.N.3L	0290 407 00		1SNA 290 407 R0000	50
Standard block orange	D 4/6.3L	0290 406 07		1SNA 290 406 R0700	50
Ground block yellow/green	D 4/6.PI.3L ①	0290 408 11		1SNA 290 408 R1100	50
Ground block green/yellow	D 4/6.P.3L ②	0290 409 12		1SNA 290 409 R1200	50

D 4/6.4L Selection

Standard block grey	D 4/6.4L	0290 410 06		1SNA 290 410 R0600	50
Standard block blue	D 4/6.N.4L	0290 412 24		1SNA 290 412 R2400	50
Standard block orange	D 4/6.4L	0290 411 23		1SNA 290 411 R2300	50
Ground block yellow/green	D 4/6.PI.4L ①	0290 413 25		1SNA 290 413 R2500	50
Ground block green/yellow	D 4/6.P.4L ②	0290 414 26		1SNA 290 414 R2600	50

Accessories

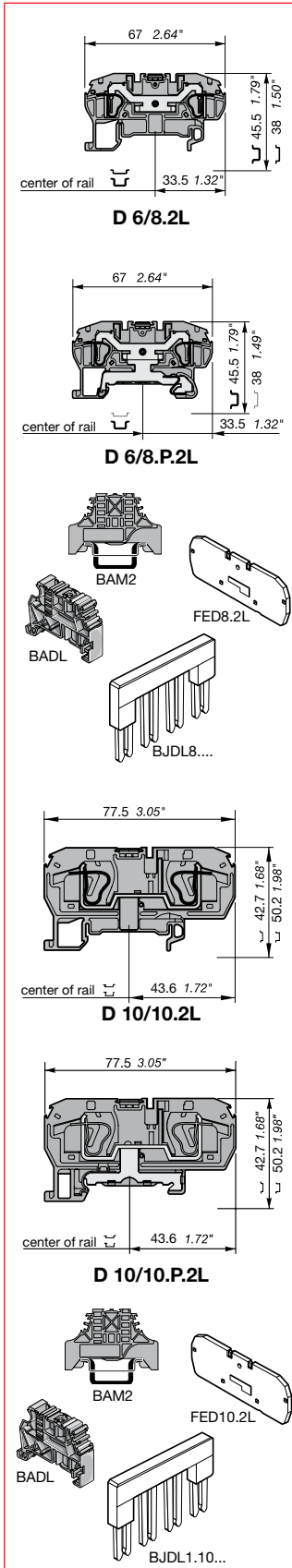
End stop	light grey	BADL	9 mm	0399 903 02 (screwless)	1SNA 399 903 R0200	50
		BAM2	9.9 mm	0399 967 01 (with screw)	1SNA 399 967 R0100	50
End section	grey	FED5.2L	2.5 mm ③	0291 061 24	1SNA 291 061 R2400	20
	orange	FED5.2L	2.5 mm ③	0291 062 25	1SNA 291 062 R2500	20
	grey	FED6.3L	2.5 mm ④	0291 694 24	1SNA 291 694 R2400	20
	orange	FED6.3L	2.5 mm ④	0291 695 25	1SNA 291 695 R2500	20
	grey	FED6.4L	2.5 mm ⑤	0291 696 26	1SNA 291 696 R2600	20
Separator	orange	SCD5.2L	2.5 mm ③	0291 352 04	1SNA 291 352 R0400	20
	grey	SCD5.2L	2.5 mm ③	0291 351 03	1SNA 291 351 R0300	20
Jumper bar, IP20	2 poles	BJDL6.2	32 A	0291 128 24	1SNA 291 128 R2400	50
	3 poles	BJDL6.3	32 A	0291 129 25	1SNA 291 129 R2500	50
	4 poles	BJDL6.4	32 A	0291 194 17	1SNA 291 194 R1700	50
	5 poles	BJDL6.5	32 A	0291 195 10	1SNA 291 195 R1000	20

- ① Without rail contact.
- ② With rail contact.
- ③ Only for D 4/6...2L
- ④ Only for D 4/6...3L
- ⑤ Only for D 4/6...4L

Feed through and ground terminal blocks

Spring clamp, U DIN 3

Terminal blocks



D 6/8.2L - 6 mm² blocks - 8 mm .315" spacing

Characteristics

		IEC NFC DIN	UL	CSA
Wire size mm ² / AWG	Solid	0.5 - 10	22-8 AWG	22-8 AWG
	Stranded	0.5 - 6		
	isolated ferrules	0.5 - 6		
Voltage	V	800	600	600
Current	A	41	40	40
Short circuit current (D6/8.PI.2L)	A / s	720 A/1s		
Short circuit current (D6/8.P.2L)	A / s	720 A/1s		
Rated wire size	mm ² / AWG	6 mm ²	8 AWG	8 AWG
Wire stripping length	mm / inches	12.5 mm / .49"		

Selection

Description Packaging	Type	Catalog Number or	Catalog Number	
Standard block grey	D 6/8.2L	0290 081 24	1SNA 290 081 R2400	50
Standard block blue	D 6/8.N.2L	0290 083 26	1SNA 290 083 R2600	50
Standard block orange	D 6/8.2L	0290 082 25	1SNA 290 082 R2500	50
Standard block black	D 6/8.2L	0290 086 21	1SNA 290 086 R2100	50
Standard block red	D 6/8.2L	0290 084 27	1SNA 290 084 R2700	50
Standard block yellow	D 6/8.2L	0290 087 22	1SNA 290 087 R2200	50
Ground block yellow/green	D 6/8.PI.2L ①	0290 090 01	1SNA 290 090 R0100	50
Ground block green/yellow	D 6/8.P.2L ②	0290 089 04	1SNA 290 089 R0400	50

Accessories

End stop		BADL	9 mm	0399 903 02 (screwless)	1SNA 399 903 R0200	50
	light grey	BAM2	9.9 mm	0399 967 01 (with screw)	1SNA 399 967 R0100	50
End section	grey	FED8.2L	2.5 mm	0291 161 25	1SNA 291 161 R2500	20
	orange	FED8.2L	2.5 mm	0291 162 26	1SNA 291 162 R2600	20
Assembled jumper bar (with IP20 protection)	2 poles	BJDL8.2	41 A ③	0291 122 16	1SNA 291 122 R1600	50
	3 poles	BJDL8.3	41 A ③	0291 123 17	1SNA 291 123 R1700	50
	4 poles	BJDL8.4	41 A ③	0291 144 24	1SNA 291 144 R2400	50
	5 poles	BJDL8.5	41 A ③	0291 145 25	1SNA 291 145 R2500	20

D 10/10.2L - 10 mm² blocks - 10 mm .394" spacing

Characteristics

		IEC NFC DIN	UL	CSA
Wire size mm ² / AWG	Solid	0.5 - 16	20-6 AWG	20-6 AWG
	Stranded	0.5 - 10		
	isolated ferrules			
Voltage	V	1000	600	600
Current	A	57	50	50
Short circuit current (D 10/10.PI.2L)	A / s	1200 A/1s		
Short circuit current (D 10/10.P.2L)	A / s	1200 A/1s		
Rated wire size	mm ² / AWG	10 mm ²	6 AWG	6 AWG
Wire stripping length	mm / inches	12 mm / .47"		

Selection

Description	Type	Catalog Number or	Catalog Number	Packaging
Standard block grey	D 10/10.2L	0290 291 03	1SNA 290 291 R0300	50
Standard block blue	D 10/10.N.2L	0290 293 05	1SNA 290 293 R0500	50
Standard block orange	D 10/10.2L	0290 292 04	1SNA 290 292 R0400	50
Standard block black	D 10/10.2L	0290 296 00	1SNA 290 296 R0000	50
Standard block red	D 10/10.2L	0290 294 06	1SNA 290 294 R0600	50
Standard block yellow	D 10/10.2L	0290 297 01	1SNA 290 297 R0100	50
Ground block yellow/green	D 10/10.PI.2L ①	0290 300 20	1SNA 290 300 R2000	50
Ground block green/yellow	D 10/10.P.2L ②	0290 299 13	1SNA 290 299 R1300	50

Accessories

End stop		BADL	9 mm	0399 903 02 (screwless)	1SNA 399 903 R0200	50
	light grey	BAM2	9.9 mm	0399 967 01 (with screw)	1SNA 399 967 R0100	50
End section	grey	FED10.2L	2.5 mm	0291 461 22	1SNA 291 461 R2200	20
	orange	FED10.2L	2.5 mm	0291 462 23	1SNA 291 462 R2300	20
Assembled jumper bar (with IP20 protection)	2 poles	BJDL1.10.2 57 A ④		0291 472 25	1SNA 291 472 R2500	50
	3 poles	BJDL1.10.3 57 A ④		0291 474 27	1SNA 291 474 R2700	50
	4 poles	BJDL1.10.4 57 A ④		0291 476 21	1SNA 291 476 R2100	50
	5 poles	BJDL1.10.5 57 A ④		0291 478 03	1SNA 291 478 R0300	50

① Without rail contact.

② With rail contact.

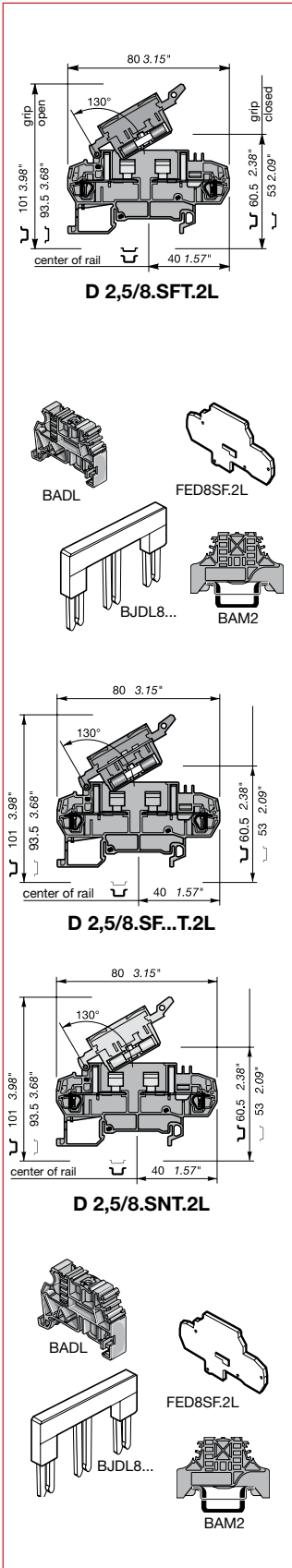
③ Except for D 6/8.PI.2L and D 6/8.P.2L

④ Except for D 10/10.PI.2L and D 10/10.P.2L

Fuse holder terminal blocks

5x20 mm .197x.787 in. and 5x25 mm .197x.984 in.

Spring clamp, \perp DIN 3



D 2,5/8.SFT.2L - 2.5 mm² blocks - 8 mm .315" spacing

Characteristics

		IEC NFC DIN	UL	CSA
Wire size mm ² / AWG	Solid	0.12 - 4	26-12 AWG	26-12 AWG
	Stranded	0.12 - 2.5		
	isolated ferrules	0.5 - 2.5		
Voltage	V	630	600	600
Current	A	6.3	8	8
Rated wire size	mm ² / AWG	2.5 mm ²	12 AWG	12 AWG
Wire stripping length	mm / inches	9.5 mm / .37"		

Selection

Description	Type	Catalog Number	or	Catalog Number	Packaging
Standard block grey	D 2,5/8.SFT.2L	0290 091 26		1SNA 290 091 R2600	50
Standard block orange	D 2,5/8.SFT.2L	0290 092 27		1SNA 290 092 R2700	50

Accessories

End stop		BADL	9 mm	0399 903 02 (screwless)	1SNA 399 903 R0200	50
	light grey	BAM2	9.9 mm	0399 967 01 (with screw)	1SNA 399 967 R0100	50
End section	grey	FED8SF.2L	3 mm	0291 131 17	1SNA 291 131 R1700	20
	orange	FED8SF.2L	3 mm	0291 132 10	1SNA 291 132 R1000	20
Assembled jumper bar (with IP20 protection)	2 poles	BJDL8.2	24 A	0291 122 16	1SNA 291 122 R1600	50
	3 poles	BJDL8.3	24 A	0291 123 17	1SNA 291 123 R1700	50
	4 poles	BJDL8.4	24 A	0291 144 24	1SNA 291 144 R2400	50
	5 poles	BJDL8.5	24 A	0291 145 25	1SNA 291 145 R2500	20

D 2,5/8.S...T.2L - 2.5 mm² blocks - 8 mm .315" spacing

Characteristics

		IEC NFC DIN	UL	CSA
Wire size mm ² / AWG	Solid	0.12 - 4	26-12 AWG	26-12 AWG
	Stranded	0.12 - 2.5		
	isolated ferrules	0.5 - 2.5		
Voltage	V	630	600	600
Current	A	6.3	8	8
Rated wire size	mm ² / AWG	2.5 mm ²	12 AWG	12 AWG
Wire stripping length	mm / inches	9.5 mm / .37"		

Selection

Description	Type	Catalog Number	or	Catalog Number	Packaging	
Block with test socket ①	grey	D 2,5/8.SFLT.2L		0290 093 20	1SNA 290 093 R2000	50
Block with test socket ②	grey	D 2,5/8.SFDT.2L		0290 094 21	1SNA 290 094 R2100	50
Block with test socket ③	grey	D 2,5/8.SFD1T.2L		0290 095 22	1SNA 290 095 R2200	50
Block with test socket grey body/blue lever		D 2,5/8.SNT.2L		0290 097 24	1SNA 290 097 R2400	50

Accessories

End stop		BADL	9 mm	0399 903 02 (screwless)	1SNA 399 903 R0200	50
	light grey	BAM2	9.9 mm	0399 967 01 (with screw)	1SNA 399 967 R0100	50
End section	grey	FED8SF.2L	3 mm	0291 131 17	1SNA 291 131 R1700	20
	orange	FED8SF.2L	3 mm	0291 132 10	1SNA 291 132 R1000	20
Assembled jumper bar (with IP20 protection)	2 poles	BJDL8.2	24 A	0291 122 16	1SNA 291 122 R1600	50
	3 poles	BJDL8.3	24 A	0291 123 17	1SNA 291 123 R1700	50
	4 poles	BJDL8.4	24 A	0291 144 24	1SNA 291 144 R2400	50
	5 poles	BJDL8.5	24 A	0291 145 25	1SNA 291 145 R2500	20

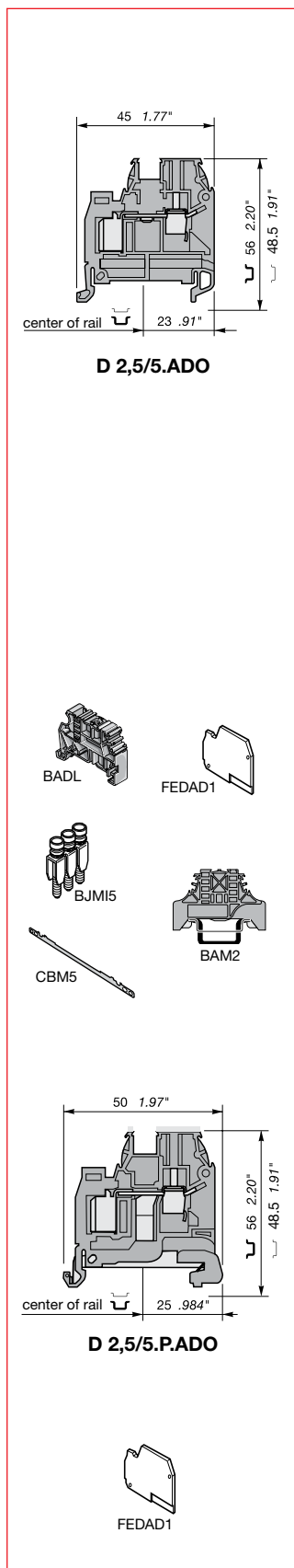
① Blown fuse indicator with neon lamp 110 V - 220 V
 ② Blown fuse indicator with LED 24 V
 ③ Blown fuse indicator with LED 48 V

Feed through and ground terminal blocks

Insulation displacement

ADO - Screw clamp, \llcorner DIN 3

Terminal blocks



D 2,5/5.ADO

D 2,5/5.P.ADO

D 2,5/5.ADO - 1 mm² blocks - 5 mm .198" spacing

Characteristics

Wire size mm ² / AWG	Screw	Solid Stranded	IEC	UL	CSA
			NFC	DIN	
		Solid	0.2 - 4	22-12 AWG	22-12 AWG
		Stranded	0.22 - 2.5		
	ADO	Solid	0.2 - 1	24-18 AWG	24-18 AWG
		Stranded	0.22 - 1		
Voltage	V		1000	600	600
Current	A		13.5	7	7
Short circuit current (D2,5/5PI.ADO)	A / s		120 A/1s		
Rated wire size	mm ² / AWG		1 mm ²	18 AWG	18 AWG
Wire stripping length (screw)	mm / inches		9.5 mm / .37"		
Recommended torque (screw)	Nm / lb.in		0.4-0.6 / 3.5-5.3 lb.in		

2 wires of the same gauge and nature per ADO connection

Selection

Description	Type	Catalog Number or	Catalog Number	Packaging
Standard block grey	D 2,5/5.ADO	0199 554 23	1SNA 199 554 R2300	50
Standard block orange	D 2,5/5.ADO	0199 555 24	1SNA 199 555 R2400	50
Standard block blue	D 2,5/5.N.ADO	0199 556 25	1SNA 199 556 R2500	50
Standard block black	D 2,5/5.ADO	0199 557 26	1SNA 199 557 R2600	50
Standard block red	D 2,5/5.ADO	0199 558 07	1SNA 199 558 R0700	50
Standard block yellow	D 2,5/5.ADO	0199 560 05	1SNA 199 560 R0500	50
Standard block ivory	D 2,5/5.ADO	0199 559 00	1SNA 199 559 R0000	50
Standard block green	D 2,5/5.ADO	0199 561 22	1SNA 199 561 R2200	50
Ground block yellow body/ green marking (without rail contact)	D 2,5/5.PI.ADO	0399 181 26	1SNA 399 181 R2600	50

Accessories

End stop		BADL	9 mm	0399 903 02 (screwless)	1SNA 399 903 R0200	50
	light grey	BAM2	9.9 mm	0399 967 01 (with screw)	1SNA 399 967 R0100	50
End section	grey	FEDAD1	3 mm	0199 336 20	1SNA 199 336 R2000	20
	blue	FEDAD1	3 mm	0199 338 02	1SNA 199 338 R0200	20
	yellow	FEDAD1	3 mm	0199 339 03	1SNA 199 339 R0300	20
Assembled jumper bar (with IP20 protection)	2 poles	BJMI5	24 A	0176 278 16	1SNA 176 278 R1600	10
	3 poles	BJMI5	24 A	0176 279 17	1SNA 176 279 R1700	10
	4 poles	BJMI5	24 A	0176 280 05	1SNA 176 280 R0500	10
	5 poles	BJMI5	24 A	0176 281 22	1SNA 176 281 R2200	10
	10 poles	BJMI5	24 A	0176 282 23	1SNA 176 282 R2300	10
Shield connector		CBM5	0.5 mm	0178 745 14	1SNA 178 745 R1400	50
		CBM8	0.8 mm	0178 746 15	1SNA 178 746 R1500	50

D 2,5/5.P.ADO - 1 mm² ground block with rail contact - 5 mm .198" spacing

Characteristics

Wire size mm ² / AWG	Screw	Solid Stranded	IEC	UL	CSA
			NFC	DIN	
		Solid	0.2 - 4	22-12AWG	22-12AWG
		Stranded	0.22 - 2.5		
	ADO	Solid	0.2 - 1	24-18AWG	24-18AWG
		Stranded	0.22 - 1		
Short circuit current	A / s		120 A/1s		
Rated wire size	mm ² / AWG		1 mm ²	18AWG	18AWG
Wire stripping length (screw)	mm / inches		9.5 mm / .37"		
Recommended torque (screw)	Nm / lb.in		0.4-0.6 Nm / 3.5-5.3 lb.in		

2 wires of the same gauge and nature per ADO connection

Selection

Description	Type	Catalog Number or	Catalog Number	Packaging
Ground block V0 green/yellow	D 2,5/5.P.ADO	0399 030 05	1SNA 399 030 R0500	50

Accessories

End section	grey	FEDAD1	3 mm	0199 336 20	1SNA 199 336 R2000	20
	yellow	FEDAD1	3 mm	0199 339 03	1SNA 199 339 R0300	20

Feed through and ground terminal blocks

Insulation displacement

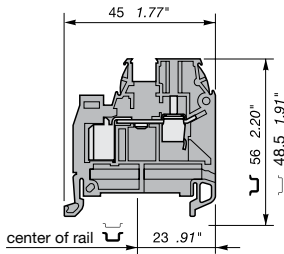
ADO - Screw clamp, \sqcup DIN 3

D 4/6... .ADO - 1.5 mm² blocks - 6 mm .238" spacing

Characteristics

Wire size mm ² / AWG	Screw	Solid	IEC	UL	CSA
			NFC DIN		
		Stranded	0.22 - 4	22-10 AWG	22-10 AWG
		Solid	0.34 - 1.5		
	ADO	Stranded	0.34 - 1.5	22-16 AWG	22-16 AWG
		Solid	0.34 - 1.5		
Voltage	V		1000	600	600
Current	A		17.5	18	18
Short circuit current (D4/6.PI.ADO)	A / s		180 A/1s		
Rated wire size	mm ² / AWG		1.5 mm ²	16 AWG	16 AWG
Wire stripping length (screw)	mm / inches		9.5 mm / .37"		
Recommended torque (screw)	Nm / lb.in		0.5-0.8 / 4.4-7.1 lb.in		

2 wires of the same gauge and nature per ADO connection



D 4/6... .ADO

Selection

Description	Type	Catalog Number or	Catalog Number	Packaging
Standard block grey	D 4/6.ADO	0199 034 15	1SNA 199 034 R1500	50
Standard block orange	D 4/6.ADO	0199 035 16	1SNA 199 035 R1600	50
Standard block blue	D 4/6.N.ADO	0199 036 17	1SNA 199 036 R1700	50
Standard block black	D 4/6.ADO	0199 071 22	1SNA 199 071 R2200	50
Standard block red	D 4/6.ADO	0199 069 00	1SNA 199 069 R0000	50
Standard block yellow	D 4/6.ADO	0199 039 22	1SNA 199 039 R2200	50
Standard block ivory	D 4/6.ADO	0199 070 05	1SNA 199 070 R0500	50
Standard block green	D 4/6.ADO	0199 040 07	1SNA 199 040 R0700	50
Ground block yellow body/ green marking (without rail contact)	D 4/6.PI.ADO	0199 037 10	1SNA 199 037 R1000	50

Accessories

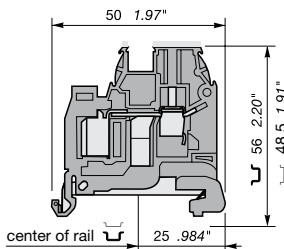
End stop		BADL	9 mm	0399 903 02 (screwless)	1SNA 399 903 R0200	50
	light grey	BAM2	9.9 mm	0399 967 01 (with screw)	1SNA 399 967 R0100	50
End section	grey	FEDAD1	3 mm	0199 336 20	1SNA 199 336 R2000	20
	blue	FEDAD1	3 mm	0199 338 02	1SNA 199 338 R0200	20
	yellow	FEDAD1	3 mm	0199 339 03	1SNA 199 339 R0300	20
Assembled jumper bar (with IP20 protection)	2 poles	BJMI6	32 A	0176 663 00	1SNA 176 663 R0000	10
	3 poles	BJMI6	32 A	0176 664 01	1SNA 176 664 R0100	10
	4 poles	BJMI6	32 A	0176 665 02	1SNA 176 665 R0200	10
	5 poles	BJMI6	32 A	0176 666 03	1SNA 176 666 R0300	10
	10 poles	BJMI6	32 A	0176 667 04	1SNA 176 667 R0400	10
Shielding connector		CBM5	0.5 mm	0178 745 14	1SNA 178 745 R1400	50
		CBM8	0.8 mm	0178 746 15	1SNA 178 746 R1500	50

D 4/6.P.ADO - 1.5 mm² ground block with rail contact - 6 mm .238" spacing

Characteristics

Wire size mm ² / AWG	Screw	Solid	IEC	UL	CSA
			NFC DIN		
		Stranded	0.22 - 4	22-10AWG	22-10AWG
		Solid	0.34 - 1.5		
	ADO	Stranded	0.34 - 1.5	22-16AWG	22-16AWG
		Solid	0.34 - 1.5		
Short circuit current	A / s		180 A/1s		
Rated wire size	mm ² / AWG		1.5 mm ²	16AWG	16AWG
Wire stripping length (screw)	mm / inches		9.5 mm / .37"		
Recommended torque (screw)	Nm / lb.in		0.5-0.8 Nm / 4.4-7.1 lb.in		

2 wires of the same gauge and nature per ADO connection



D 4/6.P.ADO

Selection

Description	Type	Catalog Number or	Catalog Number	Packaging
Ground block green body/ yellow marking V0	D 4/6.P.ADO	0199 050 01	1SNA 199 050 R0100	50

Accessories

End section	yellow	FEDAD1	3 mm	0199 339 03	1SNA 199 339 R0300	20
	grey	FEDAD1	3 mm	0199 336 20	1SNA 199 336 R2000	20



FEDAD1

Feed through and ground terminal blocks

Insulation displacement

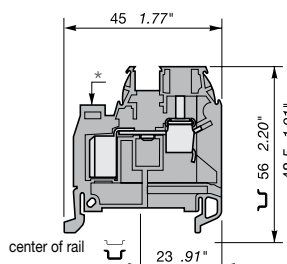
ADO - Screw clamp, \mathcal{L} DIN 3

D 6/8... .ADO - 2.5 mm² blocks - 8 mm .315" spacing

Characteristics

Wire size mm ² / AWG	Screw	Solid Stranded	IEC	UL	CSA
			NFC DIN		
	ADO	Solid	0.2 - 10	22-8 AWG	22- 8 AWG
		Stranded	0.22 - 6		
	ADO	Solid	1 - 2.5	16-14 AWG	16-14 AWG
		Stranded	1 - 2.5		
Voltage	V		1000	600	600
Current	A		24	25	25
Short circuit current (D6/8.PI.ADO)	A / s		300 A/1s		
Rated wire size	mm ² / AWG		2.5 mm ²	14 AWG	14 AWG
Wire stripping length (screw)	mm / inches		12 mm / .47"		
Recommended torque (screw)	Nm / lb.in		0.8-1 Nm / 7.1-8.9 lb.in		

2 wires of the same gauge and nature per ADO connection



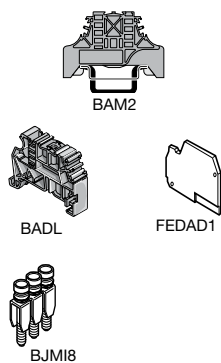
D 6/8... .ADO

Selection

Description	Type	Catalog Number or	Catalog Number	Packaging
Standard block grey	D 6/8.ADO	0199 042 25	1SNA 199 042 R2500	50
Standard block orange	D 6/8.ADO	0199 043 26	1SNA 199 043 R2600	50
Standard block blue	D 6/8.N.ADO	0199 044 27	1SNA 199 044 R2700	50
Standard block black	D 6/8.ADO	0199 077 20	1SNA 199 077 R2000	50
Standard block red	D 6/8.ADO	0199 075 26	1SNA 199 075 R2600	50
Standard block yellow	D 6/8.ADO	0199 072 23	1SNA 199 072 R2300	50
Standard block ivory	D 6/8.ADO	0199 076 27	1SNA 199 076 R2700	50
Standard block green	D 6/8.ADO	0199 073 24	1SNA 199 073 R2400	50
Ground block yellow body/ green marking (without rail contact)	D 6/8.PI.ADO	0199 045 20	1SNA 199 045 R2000	50

Accessories

End stop		BADL	9 mm	0399 903 02 (screwless)	1SNA 399 903 R0200	50
	light grey	BAM2	9.9 mm	0399 967 01 (with screw)	1SNA 399 967 R0100	50
End section	grey	FEDAD1	3 mm	0199 336 20	1SNA 199 336 R2000	20
	blue	FEDAD1	3 mm	0199 338 02	1SNA 199 338 R0200	20
	yellow	FEDAD1	3 mm	0199 339 03	1SNA 199 339 R0300	20
Assembled jumper bar (with IP20 protection)	2 poles	BJMI8	41 A	0176 669 16	1SNA 176 669 R1600	10
	3 poles	BJMI8	41 A	0176 670 13	1SNA 176 670 R1300	10
	4 poles	BJMI8	41 A	0176 671 00	1SNA 176 671 R0000	10
	5 poles	BJMI8	41 A	0176 672 01	1SNA 176 672 R0100	10
	10 poles	BJMI8	41 A	0176 673 02	1SNA 176 673 R0200	10

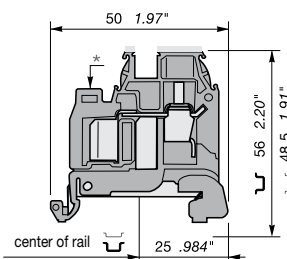


D 6/8.P.ADO - 2.5 mm² ground block with rail contact - 8 mm .315" spacing

Characteristics

Wire size mm ² / AWG	Screw	Solid Stranded	IEC	UL	CSA
			NFC DIN		
	ADO	Solid	0.2 - 10	22-8AWG	22-8AWG
		Stranded	0.22 - 6		
	ADO	Solid	1 - 2.5	16-14AWG	16-14AWG
		Stranded	1 - 2.5		
Short circuit current	A / s		300 A/1s		
Rated wire size	mm ² / AWG		2.5 mm ²	14AWG	14AWG
Wire stripping length (screw)	mm / inches		12 mm / .47"		
Recommended torque (screw)	Nm / lb.in		0.8-1 Nm / 7.1-8.9 lb.in		

2 wires of the same gauge and nature per ADO connection



D 6/8.P.ADO

Selection

Description	Type	Catalog Number or	Catalog Number	Packaging
Ground block green body/ yellow marking V0	D 6/8.P.ADO	0199 118 26	1SNA 199 118 R2600	50

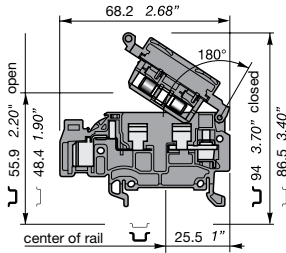
Accessories

End section	yellow	FEDAD1	3 mm	0199 339 03	1SNA 199 339 R0300	20
	grey	FEDAD1	3 mm	0199 336 20	1SNA 199 336 R2000	20



Fuse holder terminal blocks

5x20 mm .197x.787 in. and 5x25 mm .197x.984 in.
ADO - Screw clamp,  DIN 3



D 4/8.SF...I.ADO

D 4/8.SF...I.ADO - 1.5 mm² blocks - 8 mm .315" spacing

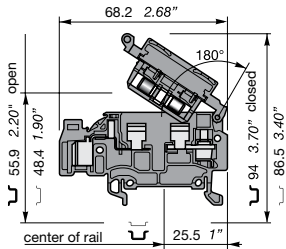
Characteristics

Wire size mm ² / AWG	Screw	IEC NFC DIN		UL	CSA
		Solid	0.2 - 4	22-10AWG	22-10AWG
ADO	ADO	Solid	0.34 - 1.5	22-16 AWG	22-16 AWG
		Stranded	0.34 - 1.5		
Voltage	V	630 ①	600 ①	600 ①	
Current	A	6.3	10	10	
Rated wire size	mm ² / AWG	1.5 mm ²	16AWG	16AWG	
Wire stripping length (screw)	mm / inches	9.5 mm / .37"			
Recommended torque (screw)	Nm / lb.in	0.5-0.8 Nm / 4.4-7.1 lb.in			

2 wires of the same gauge and nature per ADO connection

Selection

Description	Type	Catalog Number	or	Catalog Number	Packaging
Standard block grey	D 4/8.SF.I.ADO	0399 785 03		1SNA 399 785 R0300	50
Standard block orange	D 4/8.SF.I.ADO	0399 786 04		1SNA 399 786 R0400	50
Bloc with Ø 2 mm test socket grey	D 4/8.SFT2.I.ADO	0399 777 12		1SNA 399 777 R1200	50



D 4/8.SFL...I.ADO

D 4/8.SFL...I.ADO - 1.5 mm² blocks - 8 mm .315" spacing

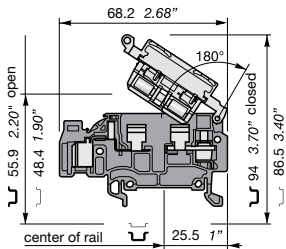
Characteristics

Wire size mm ² / AWG	Screw	IEC NFC DIN		UL	CSA
		Solid	0.2 - 4	22-10AWG	22-10AWG
ADO	ADO	Solid	0.34 - 1.5	22-16 AWG	22-16 AWG
		Stranded	0.34 - 1.5		
Voltage	V	500	600	600	
Current	A	6.3	10	10	
Rated wire size	mm ² / AWG	1.5 mm ²	16AWG	16AWG	
Wire stripping length (screw)	mm / inches	9.5 mm / .37"			
Recommended torque (screw)	Nm / lb.in	0.5-0.8 Nm / 4.4-7.1 lb.in			

2 wires of the same gauge and nature per ADO connection

Selection

Description	Type	Catalog Number	or	Catalog Number	Packaging
Standard block grey ②	D 4/8.SFL.I.ADO	0399 780 12		1SNA 399 780 R1200	50
Standard block grey ③	D 4/8.SFD.I.ADO	0399 781 07		1SNA 399 781 R0700	50



D 4/8.SNN.I.ADO

D 4/8.SNN.I.ADO - 1.5 mm² blocks - 8 mm .315" spacing - neutral switch block

Characteristics

Wire size mm ² / AWG	Screw	IEC NFC DIN		UL	CSA
		Solid	0.2 - 4	22-10AWG	22-10AWG
ADO	ADO	Solid	0.34 - 1.5	22-16 AWG	22-16 AWG
		Stranded	0.34 - 1.5		
Voltage	V	630	600	600	
Current	A	10	10	10	
Rated wire size	mm ² / AWG	1.5 mm ²	10/16AWG	10/16AWG	
Wire stripping length (screw)	mm / inches	9.5 mm / .37"			
Recommended torque (screw)	Nm / lb.in	0.5-0.8 Nm / 4.4-7.1 lb.in			

2 wires of the same gauge and nature per ADO connection

Selection

Description	Type	Catalog Number	or	Catalog Number	Packaging
Standard block grey body/ blue grip	D 4/8.SNN.I.ADO	0399 778 23		1SNA 399 778 R2300	50

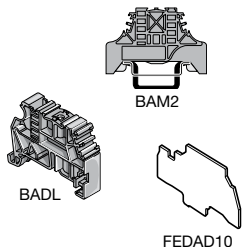
Accessories

End stop	light grey	BADL	9 mm	0399 903 02 (screwless)	1SNA 399 903 R0200	50
		BAM2	9.9 mm	0399 967 01 (with screw)	1SNA 399 967 R0100	50
End section	grey	FEDAD10	1.5 mm	0399 758 27	1SNA 399 758 R2700	20

① Terminal block insulation voltage. Working voltage according to fuse.

② Blown-fuse indicator by 110 V - 230 V neon lamp (leakage current with neon lamp : < 0,5 mA (110 V) - < 0,7 mA (230 V)).

③ Blown-fuse indicator by LED 24 V (+24V labeled) (leakage current with LED 24 V or 48 V < 4,5 mA).

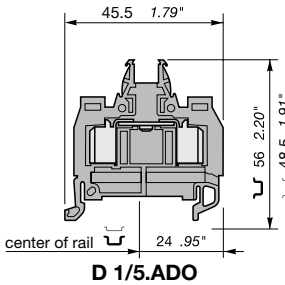


Feed through and ground terminal blocks

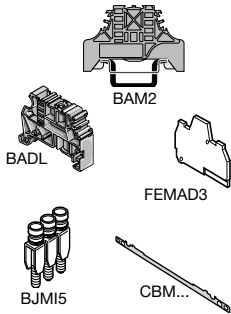
Insulation displacement

ADO - ADO, DIN 3

Terminal blocks



D 1/5.ADO



D 1/5.ADO - 1 mm² blocks - 5 mm .198" spacing

Characteristics

Wire size mm ² / AWG	Screw	Solid Stranded	IEC	UL	CSA
			NFC	DIN	
	ADO	Solid	0.2 - 1	24-18 AWG	24-18 AWG
		Stranded	0.22 - 1		
Voltage	V		1000	600	600
Current	A		13.5	7	7
Short circuit current (D 1/5.PI.ADO)	A / s		120 A/1s		
Rated wire size	mm ² / AWG		1 mm ²	18 AWG	18 AWG

2 wires of the same gauge and nature per ADO connection

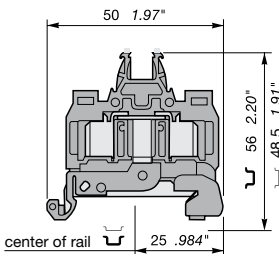
Selection

Description	Type	Catalog Number or	Catalog Number	Packaging
Standard block grey	D 1/5.ADO	0199 563 24	1SNA 199 563 R2400	50
Standard block orange	D 1/5.ADO	0199 564 25	1SNA 199 564 R2500	50
Standard block blue	D 1/5.N.ADO	0199 565 26	1SNA 199 565 R2600	50
Standard block black	D 1/5.ADO	0199 566 27	1SNA 199 566 R2700	50
Standard block red	D 1/5.ADO	0199 567 20	1SNA 199 567 R2000	50
Standard block yellow	D 1/5.ADO	0199 569 02	1SNA 199 569 R0200	50
Standard block ivory	D 1/5.ADO	0199 568 01	1SNA 199 568 R0100	50
Standard block green	D 1/5.ADO	0199 570 07	1SNA 199 570 R0700	50
Ground block yellow body/ green marking (without rail contact)	D 1/5.PI.ADO	0399 184 21	1SNA 399 184 R2100	50

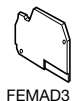
Accessories

End stop	BADL	9 mm	0399 903 02 (screwless)	1SNA 399 903 R0200	50	
	BAM2	9.9 mm	0399 967 01 (with screw)	1SNA 399 967 R0100	50	
End section	grey	FEMAD3	3 mm	0199 341 05	1SNA 199 341 R0500	20
	yellow	FEMAD3	3 mm	0199 343 07	1SNA 199 343 R0700	20
Assembled jumper bar (with IP20 protection)	2 poles	BJMI5	24 A	0176 278 16	1SNA 176 278 R1600	10
	3 poles	BJMI5	24 A	0176 279 17	1SNA 176 279 R1700	10
	4 poles	BJMI5	24 A	0176 280 05	1SNA 176 280 R0500	10
	5 poles	BJMI5	24 A	0176 281 22	1SNA 176 281 R2200	10
	10 poles	BJMI5	24 A	0176 282 23	1SNA 176 282 R2300	10
Shield connector	CBM5	0.5 mm	0178 745 14	1SNA 178 745 R1400	50	
	CBM8	0.8 mm	0178 746 15	1SNA 178 746 R1500	50	

10



D 1/5.PADO



D 1/5.PADO - 1 mm² ground block with rail contact - 5 mm .198" spacing

Characteristics

Wire size mm ² / AWG	Screw	Solid Stranded	IEC	UL	CSA
			NFC	DIN	
	ADO	Solid	0.2 - 1	24-18AWG	24-18AWG
		Stranded	0.22 - 1		
Short circuit current	A / s		120 A/1s		
Rated wire size	mm ² / AWG				

2 wires of the same gauge and nature per ADO connection

Selection

Description	Type	Catalog Number or	Catalog Number	Packaging
Ground block green body/yellow marking	D 1/5.PADO	0399 031 22	1SNA 399 031 R2200	50

Accessories

End section	yellow	FEMAD3	3 mm	0199 343 07	1SNA 199 343 R0700	20
	grey	FEMAD3	3 mm	0199 341 05	1SNA 199 341 R0500	20

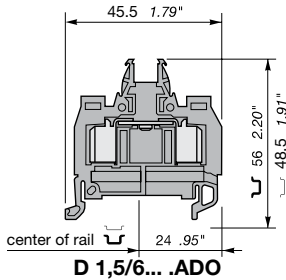


Feed through and ground terminal blocks

Insulation displacement

ADO - ADO, DIN 3

D 1,5/6... .ADO - 1.5 mm² blocks - 6 mm .238" spacing



Characteristics

Wire size mm ² / AWG	Screw		IEC	UL	CSA
			NFC	DIN	
		Solid	—	—	—
		Stranded	—	—	—
	ADO	Solid	0.34 - 1.5	22-16 AWG	22-16 AWG
		Stranded	0.34 - 1.5		
Voltage		V	1000	600	600
Current		A	17.5	18	18
Short circuit current (D 1,5/6.PI.ADO)		A / s	180 A/1s		
Rated wire size		mm ² / AWG	1.5 mm ²	16 AWG	16 AWG

2 wires of the same gauge and nature per ADO connection

Selection

Description	Type	Catalog Number or	Catalog Number	Packaging
Standard block grey	D 1,5/6.ADO	0199 051 26	1SNA 199 051 R2600	50
Standard block orange	D 1,5/6.ADO	0199 052 27	1SNA 199 052 R2700	50
Standard block blue	D 1,5/6.N.ADO	0199 053 20	1SNA 199 053 R2000	50
Standard block black	D 1,5/6.ADO	0199 083 17	1SNA 199 083 R1700	50
Standard block red	D 1,5/6.ADO	0199 081 15	1SNA 199 081 R1500	50
Standard block yellow	D 1,5/6.ADO	0199 080 20	1SNA 199 080 R2000	50
Standard block ivory	D 1,5/6.ADO	0199 082 16	1SNA 199 082 R1600	50
Standard block green	D 1,5/6.ADO	0199 056 23	1SNA 199 056 R2300	50
Ground block yellow body/ green marking (without rail contact)	D 1,5/6.PI.ADO	0199 054 21	1SNA 199 054 R2100	50

Accessories

End stop		BADL	9 mm	0399 903 02 (screwless)	1SNA 399 903 R0200	50
	light grey	BAM2	9.9 mm	0399 967 01 (with screw)	1SNA 399 967 R0100	50
End section	grey	FEMAD3	3 mm	0199 341 05	1SNA 199 341 R0500	20
	yellow	FEMAD3	3 mm	0199 343 07	1SNA 199 343 R0700	20
Assembled jumper bar (with IP20 protection)	2 poles	BJMI6	32 A	0176 663 00	1SNA 176 663 R0000	10
	3 poles	BJMI6	32 A	0176 664 01	1SNA 176 664 R0100	10
	4 poles	BJMI6	32 A	0176 665 02	1SNA 176 665 R0200	10
	5 poles	BJMI6	32 A	0176 666 03	1SNA 176 666 R0300	10
	10 poles	BJMI6	32 A	0176 667 04	1SNA 176 667 R0400	10
Shield connector		CBM5	0.5 mm	0178 745 14	1SNA 178 745 R1400	50
		CBM8	0.8 mm	0178 746 15	1SNA 178 746 R1500	50

D 1,5/6.P.ADO - 1.5 mm² ground block with rail contact - 6 mm .198" spacing

Characteristics

Wire size mm ² / AWG	Screw		IEC	UL	CSA
			NFC	DIN	
		Solid	—	—	—
		Stranded	—	—	—
	ADO	Solid	0.34 - 1.5	22-16AWG	22-16AWG
		Stranded	0.34 - 1.5		
Short circuit current		A / s	180 A/1s		
Rated wire size		mm ² / AWG	1.5 mm ²	16 AWG	16 AWG

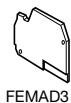
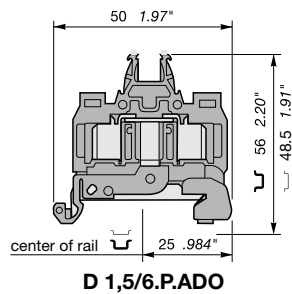
2 wires of the same gauge and nature per ADO connection

Selection

Description	Type	Catalog Number or	Catalog Number	Packaging
Ground block green body/yellow marking	D 1,5/6.P.ADO	0199 098 266	1SNA 199 098 R2600	50

Accessories

End section	yellow	FEMAD3	3 mm	0199 343 07	1SNA 199 343 R0700	20
	grey	FEMAD3	3 mm	0199 341 05	1SNA 199 341 R0500	20





Feed through and ground terminal blocks

Insulation displacement

ADO - ADO, DIN 3

Terminal blocks

D 2,5/8... .ADO - 2.5 mm² blocks - 8 mm .315" spacing

Characteristics

Wire size mm ² / AWG	Screw	IEC		UL	CSA
		NFC	DIN		
	Screw	Solid	—	—	—
		Stranded	—		
	ADO	Solid	1 - 2.5	16-14 AWG	16-14 AWG
		Stranded	1 - 2.5		
Voltage	V	1000	600	600	
Current	A	24	25	25	
Short circuit current (D 2,5/8.PI.ADO)	A / s		300 A/1s		
Rated wire size	mm ² / AWG	2.5 mm ²	16 AWG	16 AWG	

2 wires of the same gauge and nature per ADO connection

Selection

Description	Type	Catalog Number	or	Catalog Number	Packaging
Standard block grey	D 2,5/8.ADO	0199 059 06		1SNA 199 059 R0600	50
Standard block orange	D 2,5/8.ADO	0199 060 03		1SNA 199 060 R0300	50
Standard block blue	D 2,5/8.N.ADO	0199 061 20		1SNA 199 061 R2000	50
Standard block black	D 2,5/8.ADO	0199 089 25		1SNA 199 089 R2500	50
Standard block red	D 2,5/8.ADO	0199 087 13		1SNA 199 087 R1300	50
Standard block yellow	D 2,5/8.ADO	0199 092 10		1SNA 199 092 R1000	50
Standard block ivory	D 2,5/8.ADO	0199 088 24		1SNA 199 088 R2400	50
Standard block green	D 2,5/8.ADO	0199 148 04		1SNA 199 148 R0400	50
Ground block yellow body/ green marking (without rail contact)	D 2,5/8.PI.ADO	0199 062 21		1SNA 199 062 R2100	50

Accessories

End stop		BADL	9 mm	0399 903 02 (screwless)	1SNA 399 903 R0200	50
	light grey	BAM2	9.9 mm	0399 967 01 (with screw)	1SNA 399 967 R0100	50
End section	grey	FEMAD3	3 mm	0199 341 05	1SNA 199 341 R0500	20
End section	yellow	FEMAD3	3 mm	0199 343 07	1SNA 199 343 R0700	20
Assembled jumper bar (with IP20 protection)	2 poles	BJMI8	41 A	0176 669 16	1SNA 176 669 R1600	10
	3 poles	BJMI8	41 A	0176 670 13	1SNA 176 670 R1300	10
	4 poles	BJMI8	41 A	0176 671 00	1SNA 176 671 R0000	10
	5 poles	BJMI8	41 A	0176 672 01	1SNA 176 672 R0100	10
	10 poles	BJMI8	41 A	0176 673 02	1SNA 176 673 R0200	10

D 2,5/8.P.ADO - 2.5 mm² ground block with rail contact - 8 mm .315" spacing

Characteristics

Wire size mm ² / AWG	Screw	IEC		UL	CSA
		NFC	DIN		
	Screw	Solid	—	—	—
		Stranded	—		
	ADO	Solid	1 - 2.5	16-14AWG	16-14AWG
		Stranded	1 - 2.5		
Short circuit current	A / s	300 A/1s	—	—	
Rated wire size	mm ² / AWG	2.5 mm ²	14 AWG	14 AWG	

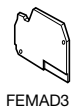
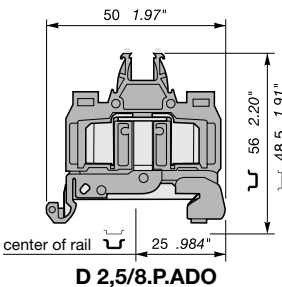
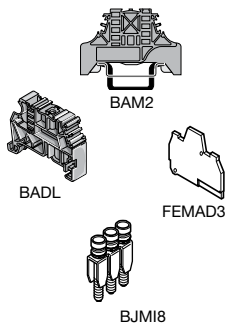
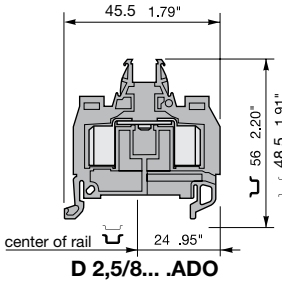
2 wires of the same gauge and nature per ADO connection

Selection

Description	Type	Catalog Number	or	Catalog Number	Packaging
Ground block green body/yellow marking	D 2,5/8.P.ADO	0199 091 17		1SNA 199 091 R1700	50

Accessories

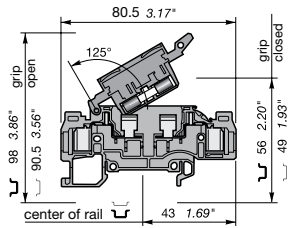
End section	yellow	FEMAD3	3 mm	0199 343 07	1SNA 199 343 R0700	20
	grey	FEMAD3	3 mm	0199 341 05	1SNA 199 341 R0500	20



Fuse holder terminal blocks

5x20 mm .197x.787 in. and 5x25 mm .197x.984 in.

ADO - ADO,  DIN 3



D 1,5/8.SFT.ADO

D 1,5/8.SFT.ADO - 1.5 mm² blocks - 8 mm .315" spacing

Characteristics

Wire size mm ² / AWG	Screw	IEC NFC DIN			UL	CSA
		Solid	Stranded			
	ADO	Solid	0.34 - 1.5	22-16 AWG	22-16 AWG	22-16 AWG
		Stranded	0.34 - 1.5			
Voltage	V	630 ①	600 ①	600 ①		
Current	A	6.3	8	10		
Rated wire size	mm ² / AWG	1.5 mm ²	16 AWG	16 AWG		

2 wires of the same gauge and nature per ADO connection

Selection

Description	Type	Catalog Number	or	Catalog Number	Packaging
Standard block grey	D 1,5/8.SFT.ADO	0199 208 11		1SNA 199 208 R1100	50
Standard block orange	D 1,5/8.SFT.ADO	0199 209 12		1SNA 199 209 R1200	50

With DIA. 2 or 2.3 mm screw test socket for test

D 1,5/8.SF..T.ADO - 1.5 mm² blocks - 8 mm .315" spacing

Characteristics

Wire size mm ² / AWG	Screw	IEC NFC DIN			UL	CSA
		Solid	Stranded			
	ADO	Solid	0.34 - 1.5	22-16 AWG	22-16 AWG	22-16 AWG
		Stranded	0.34 - 1.5			
Voltage	V	500 ①	600 ①	600 ①		
Current	A	6.3	8	10		
Rated wire size	mm ² / AWG	1.5 mm ²	16 AWG	16 AWG		

2 wires of the same gauge and nature per ADO connection

Selection

Description	Type	Catalog Number	or	Catalog Number	Packaging
Standard block grey ②	D 1,5/8.SFLT.ADO	0199 211 23		1SNA 199 211 R2300	50
Standard block grey ③	D 1,5/8.SFDT.ADO	0199 212 24		1SNA 199 212 R2400	50

With DIA. 2 or 2.3 mm screw test socket for test

D 1,5/8.SNNT.ADO - 1.5 mm² blocks - 8 mm .315" spacing

Characteristics

Wire size mm ² / AWG	Screw	IEC NFC DIN			UL	CSA
		Solid	Stranded			
	ADO	Solid	0.34 - 1.5	22-16 AWG	22-16 AWG	22-16 AWG
		Stranded	0.34 - 1.5			
Voltage	V	630	600	600		
Current	A	10	8	10		
Rated wire size	mm ² / AWG	1.5 mm ²	16 AWG	16 AWG		

2 wires of the same gauge and nature per ADO connection

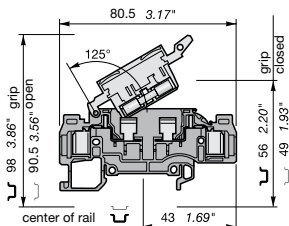
Selection

Description	Type	Catalog Number	or	Catalog Number	Packaging
Standard block grey body/ blue grip	D 1,5/8.SNNT.ADO	0199 210 06		1SNA 199 210 R0600	50

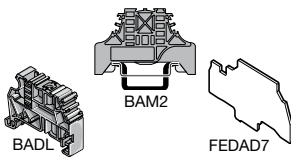
With DIA. 2 or 2.3 mm test on two sides.

Accessories

Description	Type	End stop	light grey	grey	
End stop	BADL	9 mm	0399 903 02 (screwless)	1SNA 399 903 R0200	50
	BAM2	9.9 mm	0399 967 01 (with screw)	1SNA 399 967 R0100	50
End section	FEDAD7	1.5 mm	0199 382 27	1SNA 199 382 R2700	20



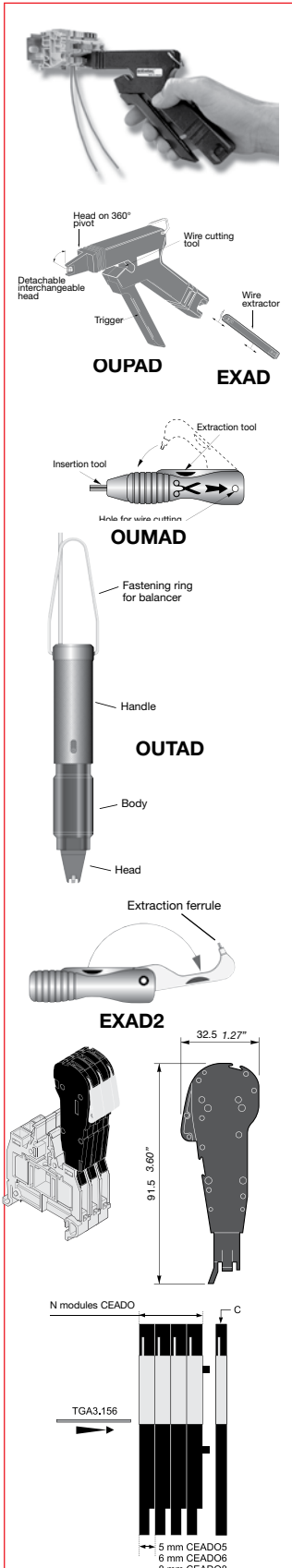
D 1,5/8.SNNT.ADO



① Terminal block insulation voltage. Working voltage according to fuse.

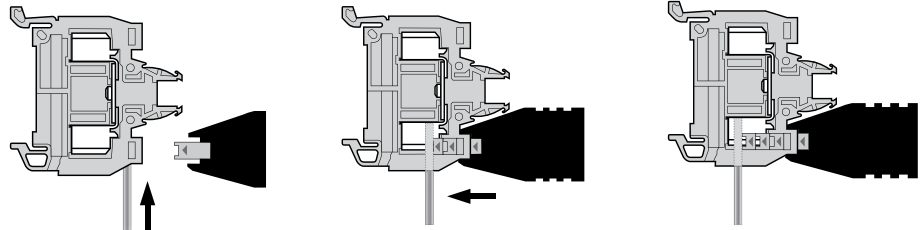
② Blown-fuse indicator by 110 V - 230 V neon lamp (leakage current with neon lamp < 0,5 mA (110 V) - < 0,7 mA (230 V)).

③ Blown-fuse indicator by LED 24 V (+24V labeled) (leakage current with LED 24 V or 48 V < 4,5 mA).



Tools

- Connection time savings
- Connection security
- Vibration proof
- Corrosion proof



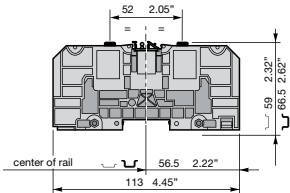
- 1** Position the wire (not stripped) in the opening on the side of the block.
- 2** Position the tool in the recess on top of the block.
- 3** Pull the trigger fully.

Description	Type	Catalog Number	or	Catalog Number	Packaging
Semi-automatic tool	OUPAD	0178 944 04		1SNA 178 944 R0400	1
Wire extractor	EXAD	0178 646 11		1SNA 178 646 R1100	1
Replacement head kit	OUTA	0205 284 03		1SNA 205 284 R0300	1
Hand tool kit	OUMAD	0179 466 06		1SNA 179 466 R0600	1
Pneumatic tool kit	OUTAD	0205 710 11		1SNA 205 710 R1100	1
Extraction tool kit	EXAD2	0205 721 00		1SNA 205 721 R0000	1

Test connectors on ADO jaw for terminal blocks

Test connectors on ADO jaw	CEADO.5 spacing 5 mm	0399 345 11	1SNA 399 345 R1100	5
	CEADO.6 spacing 6 mm	0399 346 12	1SNA 399 346 R1200	5
	CEADO.8 spacing 8 mm	0399 348 24	1SNA 399 348 R2400	5
End module	CEADO.E th. 4.4 mm	0399 341 15	1SNA 399 341 R1500	1
Assembly rod for lever	TGA.156 DIA. 3 mm	0206 277 14	1SNA 206 277 R1400	1

Power terminal blocks with bistable foot and base mounting, \sphericalangle DIN 3



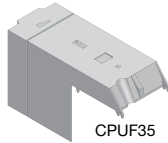
D 35/27.FF



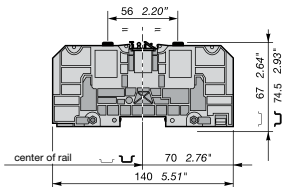
BADH




BJS27



CUF35



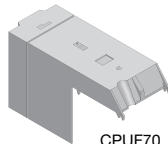
D 70/32.FF



BADH



BJS32



CUF70

D 35/27.FF - 35 mm² blocks - 27 mm 1.06" spacing

Characteristics

		IEC NFC ①	DIN ②	UL / CSA
Wire size mm ² / AWG	Lug solid wire	2.5 - 35		1 AWG max.
	C4* stranded wire	2.5 - 35		
Voltage	V	1000		600
Current	A	125		125
Rated wire size	mm ² / AWG	35 mm ²		1 AWG max.
Recommended wrench	Lug	H 10 mm		
	Central screw	6 mm Allen key		
Recommended torque	Lug	3 - 6 Nm / 26.1 - 52 lb.in		
	Central screw	6 - 12 Nm / 52 - 104 lb.in		

Selection

Description	Type	Catalog Number	or	Catalog Number	Packaging
Block 2 studs M6 without cover	grey V0 D 35/27.FF	0190 001 20		1SNA 190 001 R2000	10
Block 2 studs M6 delivered with two covers	grey V0 D35/27.FF	0190 033 17		1SNA 190 033 R1700	10

Accessories

End stop	BADH 12 mm	0116 900 27		1SNA 116 900 R2700	50
Rotating protective cover IP20 V0 grey	CPUF35	0190 016 16		1SNA 190 016 R1600	10
Jumper bar with CHc screw	2 poles	BJS27	0205 772 13	1SNA 205 772 R1300	5
	3 poles	BJS27	0205 773 14	1SNA 205 773 R1400	5

D 70/32.FF - 70 mm² blocks - 32 mm 1.26" spacing

Characteristics

		IEC NFC ①	DIN ②	UL / CSA
Wire size mm ² / AWG	Lug solid wire	6 - 95		000 AWG max.
	C6* stranded wire	6 - 70		
		6 - 70		
Voltage	V	1000		600
Current	A	192		170
Rated wire size	mm ² / AWG	70 mm ²		000 AWG max.
Recommended wrench	Lug	H 13 mm		
	Central screw	6 mm Allen key		
Recommended torque	Lug	6 - 12 Nm / 52 - 104 lb.in		
	Central screw	6 - 12 Nm / 52 - 104 lb.in		

Selection

Description	Type	Catalog Number	or	Catalog Number	Packaging
Block 2 studs M8 without cover	grey V0 D 70/32.FF	0190 002 21		1SNA 190 002 R2100	10
Block 2 studs M8 delivered with two covers	grey V0 D 70/32.FF	0190 034 10		1SNA 190 034 R1000	10

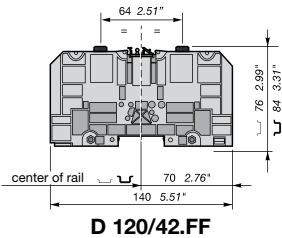
Accessories

End stop	BADH 12 mm	0116 900 27		1SNA 116 900 R2700	50
Rotating protective cover IP20 V0 grey	CPUF70	0190 017 17		1SNA 190 017 R1700	10
Jumper bar with CHc screw	2 poles	BJS32	0205 774 15	1SNA 205 774 R1500	5
	3 poles	BJS32	0205 775 16	1SNA 205 775 R1600	5

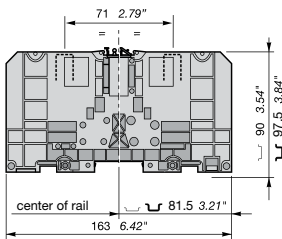
① NFC 20130
② DIN 46234

Power terminal blocks with bistable foot and base mounting, \mathcal{U} DIN 3

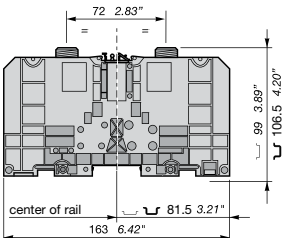
D 120/42.FF - 120 mm² blocks - 42 mm 1.65" spacing



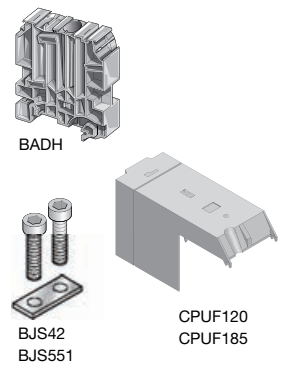
D 120/42.FF



D 185/55.FF



D 300/55.FF



Characteristics

Characteristics		IEC		UL / CSA
		NFC ①	DIN ②	
Wire size mm ² /MCM	Lug Solid wire	6 - 150		300 MCM max.
	C8 Stranded wire	6 - 120		
Rated voltage	V	1000		600
Rated current nominal	A	269		269
Rated wire size nominal	mm ² / MCM	120 mm ²		300 MCM max.
Recommended wrench	Lug	H 17 mm		
	Central screw	6 mm Allen key		
Recommended torque	Lug	10 - 20 Nm / 87 - 174 lb.in		
	Central screw	6 - 12 Nm / 52 - 104 lb.in		

D 185/55.FF - 185 mm² blocks - 55 mm 2.16" spacing

Characteristics

Characteristics		IEC		UL / CSA
		NFC ①	DIN ②	
Wire size mm ² /MCM	Lug Solid wire	25 - 240		500 MCM max.
	C11 Stranded wire	6 - 185		
Rated voltage	V	1000		600
Rated current nominal	A	353		353
Rated wire size nominal	mm ² / MCM	185 mm ²		500 MCM max.
Recommended wrench	Lug	H 19 mm		
	Central screw	6 mm Allen key		
Recommended torque	Lug	14 - 30 Nm / 121 - 261 lb.in		
	Central screw	6 - 12 Nm / 52 - 104 lb.in		

D 300/55.FF - 300 mm² blocks - 55 mm 2.16" spacing

Characteristics

Characteristics		IEC		UL / CSA
		NFC ①	DIN ②	
Wire size mm ² / MCM	Lug Solid wire	25 - 300		1000 MCM max.
	C4 Stranded wire	6 - 300		
Voltage	V	1000		600
Current	A	520		460
Rated wire size	mm ² / MCM	300 mm ²		1000 MCM max.
Recommended wrench	Lug	H 24 mm		
	Central screw	6 mm Allen key		
Recommended torque	Lug	25 - 50 Nm / 217 - 434 lb.in		
	Central screw	6 - 12 Nm / 52 - 104 lb.in		

Selection

Description	Type	Catalog Number	or	Catalog Number	Packaging
Standard block without cover grey V0	D 120/42.FF	0190 003 22		1SNA 190 003 R2200	5
Standard block delivered with two covers grey V0	D 120/42.FF	0190 035 11		1SNA 190 035 R1100	5
Standard block without cover grey V0	D 185/55.FF	0190 004 23		1SNA 190 004 R2300	5
Standard block delivered with two covers grey V0	D 185/55.FF	0190 036 12		1SNA 190 036 R1200	5
Block 2 studs M16 without cover grey V0	D 300/55.FF	0190 005 24		1SNA 190 005 R2400	5
Block 2 studs M16 delivered with two covers grey V0	D 300/55.FF	0190 037 13		1SNA 190 037 R1300	5

Accessories

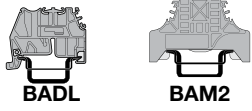
End stop		BADH 12 mm	0116 900 27	1SNA 116 900 R2700	50
Rotating protective cover IP 20	grey V0	CPUF120 ③	0190 018 20	1SNA 190 018 R2000	5
	grey V0	CPUF185 ③	0190 019 21	1SNA 190 019 R2100	5
Jumper bar	2 poles	BJS42 ③	0205 776 17	1SNA 205 776 R1700	5
with ChC screws	3 poles	BJS42 ③	0205 777 10	1SNA 205 777 R1000	5
Jumper bar	2 poles	BJS551 ④	0205 778 21	1SNA 205 778 R2100	5
with ChC screws	3 poles	BJS551 ④	0205 779 22	1SNA 205 779 R2200	5

① NFC 20130

② DIN 46234

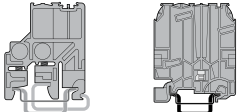
③ Only for block D 120/42.FF

④ For blocks D 185/55.FF and D 300/55.FF



BADL

BAM2



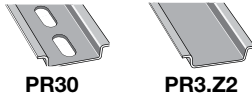
BAMH

BADH



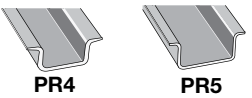
BADRL

BAR



PR30

PR3.Z2

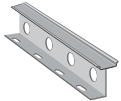


PR4


PR5




PR1.Z2



PR3.Z2 HR90 ALU



PR3.Z2 HR30 ALU



FC2

FC4

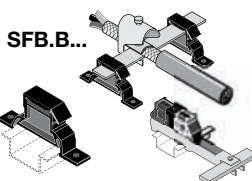


AL2

AL4



CB...



SFB.B...

DSPBO.PI

DSPBO.P

End stops

The end stops are mounted at the extremity of the terminal board assembly, giving additional support to the terminal blocks. For various types of marking, refer to the marker section

Description	Type	Catalog Number	or	Catalog Number	Packaging
End stop screwless DIN 3 grey V0	BADL 9 mm	0399 903 02		1SNA 399 903 R0200	50
End stop with screws DIN 3 light grey V0 grey V2 beige V0	BAM2 V0 10 mm	0399 967 01		1SNA 399 967 R0100	50
	BAM2 10 mm	0206 351 16		1SNA 206 351 R1600	50
	BAM2 V0 10 mm	0296 351 00		1SNA 296 351 R0000	50
High end stop with screws DIN 1 and DIN 3 grey beige V0	BAMH 9.1 mm	0114 836 00		1SNA 114 836 R0000	50
	BAMH V0 9.1 mm	0194 836 01		1SNA 194 836 R0100	50
High end stop with screws DIN 3 grey	BADH 12 mm	0116 900 27		1SNA 116 900 R2700	50
End stop for miniblocks DIN 2 grey V0	BADRL 6.5 mm	0199 420 21		1SNA 199 420 R2100	50
Reversible end stop DIN 1 beige	BAR 10 mm	0164 519 24		1SNA 164 519 R2400	50

Mounting rails

Symmetrical white passivated galvanized steel prepunched rail	PR30 1 m	0101 508 04		1SNA 101 508 R0400	1
	PR30 2 m	0173 220 05		1SNA 173 220 R0500	1
Symmetrical white passivated galvanized steel rail	PR3.Z2 1 m	0101 513 10		1SNA 101 513 R1000	1
	PR3.Z2 2 m	0174 300 17		1SNA 174 300 R1700	1
Symmetrical white passivated galvanized steel rail	PR5 1 m	0101 515 12		1SNA 101 515 R1200	1
	PR5 2 m	0168 700 22		1SNA 168 700 R2200	1
Symmetrical white passivated galvanized steel rail	PR4 1 m	0101 517 14		1SNA 101 517 R1400	1
	PR4 2 m	0168 500 12		1SNA 168 500 R1200	1
Asymmetrical zinc white passivated galvanized steel rail	PR2 1 m	0101 673 00		1SNA 101 673 R0000	1
Extruded aluminum, prepunched	PR3.Z2 HR90 ALU 1 m	XUS001735			1
	PR3.Z2 HR90 ALU 2 m	XUS001736			1
Extruded aluminum, prepunched	PR3.Z2 HR30 ALU 1 m	XUS001737			1
	PR3.Z2 HR30 ALU 2 m	XUS001738			1

Test devices

Test plug DIA. 2 mm	FC2	0007 865 26		1SNA 007 865 R2600	10
Test plug DIA. 4 mm	FC4	0167 860 01		1SNA 167 860 R0100	10
Test socket DIA. 2 mm for screw clamp/ ADO up to 8 mm spacing	one deck AL2	0163 043 21		1SNA 163 043 R2100	50
	double deck AL2	0163 070 00		1SNA 163 070 R0000	50
Test socket DIA. 4 mm for screw clamp blocks 8, 10, 12 mm spacing	AL4	0163 262 01		1SNA 163 262 R0100	50

Shield connectors

For blocks : screw clamp	MA 2,5/2 ; MA 2,5/5.SNB ; M 4/6	CBM5	0178 745 14	1SNA 178 745 R1400	50
	MA 2,5/5.D2 ; M 4/6.D2	CBM5D	0173 530 24	1SNA 173 530 R2400	50
spring clamp	D 2,5/5.2L ; D 2,5/5.1.3L ; D 2,5/5.1.4L ; D 2,5/5.SNBT2L ADO	CBD5.2L	0291 077 24	1SNA 291 077 R2400	50
	D 1/5.ADO ; D 1,5/6.ADO ; D 2,5/6.ADO ; D 4/6.ADO	CBM5	0178 745 14	1SNA 178 745 R1400	50
D 2,5/5.SN.ADO ; D 4/6.SN.ADO	CBD1	0179 634 06		1SNA 179 634 R0600	1
D 1/5.SNT2.ADO ; D 1,5/6.SNT2.ADO	CBD2	0179 635 07		1SNA 179 635 R0700	50
D 4/6.D2.ADO ; D 1,5/6.D2.ADO	CBD2S	0178 408 14		1SNA 178 408 R1400	50

Shield terminals for collector bar

Shield terminals for collector bar					
Shield diameter	1,5 - 6,5	SFB.B1	0205 170 14	1SNA 205 170 R1400	10
	5 - 11	SFB.B2	0205 171 01	1SNA 205 171 R0100	10
	10 - 17	SFB.B3	0205 172 02	1SNA 205 172 R0200	10
	16 - 24	SFB.B4	0205 173 03	1SNA 205 173 R0300	10
Collector bar 18 x 3 x 1000 mm	BO 318	0205 175 05	1SNA 205 175 R0500	10	
Bar holder (isolated from ground)	DSPBO.PI	0205 176 06	1SNA 205 176 R0600	10	
Bar holder (connected to the mounting rail)	DSPBO.P	0205 177 07	1SNA 205 177 R0700	10	

Accessories

DIN Rail cutters

Terminal
blocks




RLCUT02

Economy DIN rail cutter

Description	Type	Catalog Number	Packaging
DIN 3 only rail cutter	RLCUT02	XUS002837	1

Features

- Lightweight, (only 6 lb.)
- Clean cuts in 3 seconds or less
- Fully portable: no need to mount on a bench
- Easily cuts all 35 mm x 7.5 mm (DIN46277-3) DIN rails
- Small dimensions: only 13.5" x 2.75" x 4.75" (350 x 66 x 118 mm)
- Available from stock
- Economically priced
- One year warranty



RLCUT01

DIN rail cutter

Description	Type	Catalog Number	Packaging
DIN rail cutter	RLCUT01	XUS001772	1

Features

Cuts and punches:

- TS35 rail (35 mm x 7.5 mm standard symmetric rail)
- TS35C rail (35 mm heavy duty symmetric)
- TS35R rail (35 x 15 mm symmetric reinforced steel or aluminum)
- TS32 rail (32 mm asymmetric)

Also cuts:

- TS15 (15 mm miniature rail)
- 6 mm (~ 1/4") steel rods, threaded or not

Punches:

- An oblong hole 8.8 mm x 5 mm (0.35" x 0.20") in either direction on the axis of the rail.

Accessories included:

- 1m ruler (metric)
- End stop
- 730 mm (~28") high leverage handle

Accessories

Rail mounted receptacle



1SNA892461R1500

Selection

Description	Catalog number	Packaging	Weight oz.
DIN rail mounted duplex receptacle	1SNA 892 461 R1500	1	3.2

Technical data

Electrical ratings

Volts: 125
 Amps: 15 Amps Max.
 Wire range: 18-14 AWG
 Clamp torque: 3.5 - 5.3 lb. in. (0.4 - 0.6 Nm)

DIN rail mounting compatibility

Din 3 only

Materials information reference

Housing: 25% glass reinforced PA6/66 V0
 Connectors: Chromium Oxide plated steel
 Operating temperatures: -40°C MIN +70°C MAX
 Flammability specs: Halogen-free, UL rated 94 V0
 Ingress protection: IP20

Configuration

NEMA 5-15R

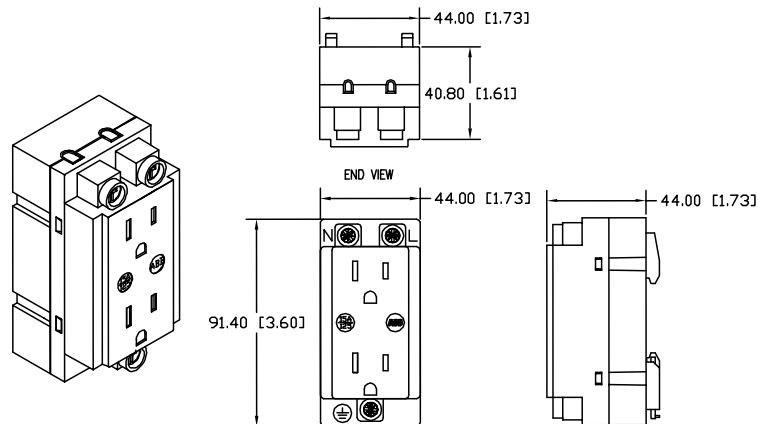
Color

Ivory

Approvals

UL, File # E233903

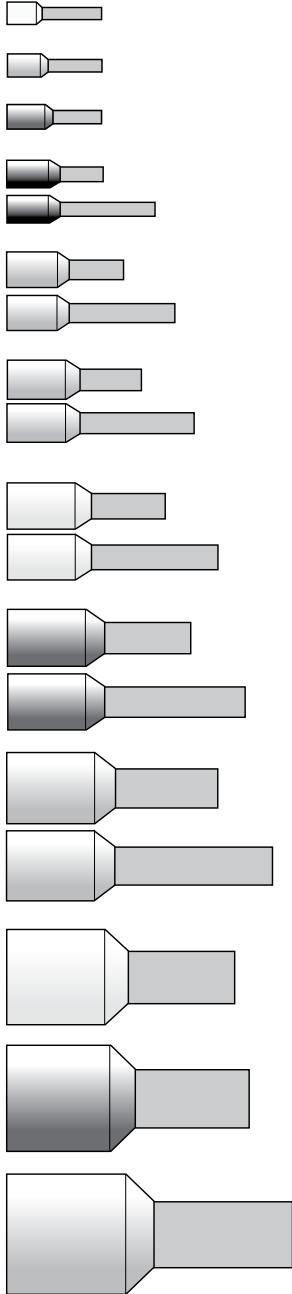
Approximate dimensions – (mm [in])



Accessories Ferrules

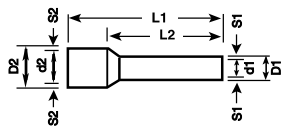
Terminal
blocks

Insulated

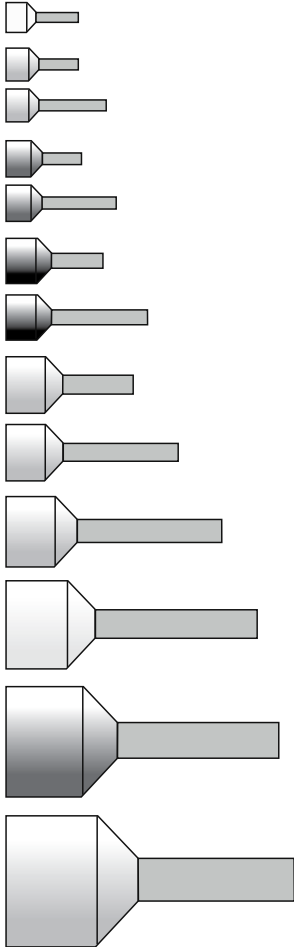


Wire size		Type	Color	Minimum order quantity	Dimensions (mm) ①								Catalog number
mm ²	AWG				L1	L2	d1	S1	d2	S2	D1	D2	
0.5	22	short	white	1,000	14.0	8.0	1.0	0.15	2.6	0.25	1.3	3.1	0304 454 00
0.75	20	short	grey	1,000	14.0	8.0	1.2	0.15	2.8	0.25	1.5	3.3	0304 455 01
1	18	short	red	1,000	14.0	8.0	1.4	0.15	3.0	0.25	1.7	3.5	0304 456 02
1.5	16	short	black	1,000	14.0	8.0	1.7	0.15	3.5	0.25	2.0	4.0	0304 457 03
1.5	16	long	black	1,000	24.0	18.0	1.7	0.15	3.5	0.25	2.0	4.0	0304 458 14
2.5	14	short	blue	1,000	14.0	8.0	2.2	0.15	4.2	0.25	2.5	4.7	0304 459 15
2.5	14	long	blue	1,000	24.0	18.0	2.2	0.15	4.2	0.25	2.5	4.7	0304 460 12
4	12	short	grey	1,000	17.0	10.0	2.8	0.20	4.8	0.30	3.2	5.4	0304 461 07
4	12	long	grey	1,000	26.0	18.0	2.8	0.20	4.8	0.30	3.2	5.4	0304 462 00
6	10	short	yellow	100	20.0	12.0	3.5	0.20	6.3	0.30	3.7	6.9	0304 463 01
6	10	long	yellow	100	26.0	18.0	3.5	0.20	6.3	0.30	3.7	6.9	0304 464 02
10	8	short	red	100	22.0	12.0	4.5	0.20	7.6	0.40	4.9	8.4	0304 465 03
10	8	long	red	100	28.0	18.0	4.5	0.20	7.6	0.40	4.9	8.4	0304 466 04
16	6	short	blue	100	24.0	12.0	5.8	0.20	8.8	0.40	6.2	9.6	0304 467 05
16	6	long	blue	100	28.0	18.0	5.8	0.20	8.8	0.40	6.2	9.6	0304 468 16
25	4	short	yellow	100	30.0	18.0	7.3	0.20	11.2	0.40	7.7	12.0	0304 469 17
35	2	short	red	50	30.0	18.0	8.3	0.20	12.7	0.40	8.7	13.5	0304 470 14
50	0	short	blue	50	40.0	25.0	10.3	0.30	15.0	0.50	10.9	16.0	0304 471 01

10



① Dimensions may vary slightly from one shipment to the next. See page 10.41 for ferrule crimping tools.

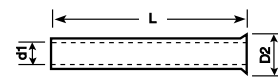
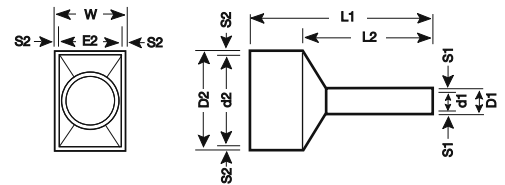


Insulated twin ferrules

Wire size		Color	Strip length	Dimensions (mm) ①								Catalog number
mm ²	AWG			L1	L2	d1	S1	E2/d2	S2	D1	W/D2	
2 x 0.5	2 x 22	White	5.2	15.0	8.0	1.50	0.15	2.5/4.7	0.25	1.80	3.0/5.2	0304 558 10
2 x 0.75	2 x 20	Grey	5.5	15.0	8.0	1.80	0.15	2.8/5.0	0.25	2.10	3.3/5.5	0304 559 11
2 x 0.75	2 x 20	Grey	5.5	17.0	10.0	1.80	0.15	2.8/5.0	0.25	2.10	3.3/5.5	0304 560 16
2 x 1.0	2 x 18	Red	6.0	15.0	8.0	2.05	0.15	3.4/5.4	0.30	2.35	4.0/6.0	0304 561 03
2 x 1.0	2 x 18	Red	6.0	17.0	10.0	2.05	0.15	3.4/5.4	0.30	2.35	4.0/6.0	0304 562 04
2 x 1.5	2 x 16	Black	7.2	16.0	8.0	2.30	0.15	3.6/5.6	0.30	2.60	4.2/7.2	0304 563 05
2 x 1.5	2 x 16	Black	7.2	20.0	12.0	2.30	0.15	3.6/5.6	0.30	2.60	4.2/7.2	0304 564 06
2 x 2.5	2 x 14	Blue	8.4	18.5	10.0	2.90	0.20	4.2/7.8	0.30	3.30	4.8/8.4	0304 565 07
2 x 2.5	2 x 14	Blue	8.4	21.5	13.0	2.90	0.20	4.2/7.8	0.30	3.30	4.8/8.4	0304 566 00
2 x 4.0	2 x 12	Grey	9.4	23.0	12.0	3.80	0.20	4.9/8.8	0.30	4.20	5.5/9.4	0304 567 01
2 x 6.0	2 x 10	Yellow	10.8	26.0	14.0	4.90	0.20	6.9/10.0	0.40	5.30	7.7/10.8	0304 568 12
2 x 10.0	2 x 8	Red	13.8	26.0	14.0	6.50	0.20	7.2/13.0	0.40	6.90	8.0/13.8	0304 569 13
2 x 16.0	2 x 6	Blue	19.2	30.0	14.0	8.30	0.20	9.6/18.4	0.40	8.70	10.4/19.2	0304 570 10

Uninsulated ferrules

Wire size		Strip length	Dimensions (mm) ①			P/N
mm ²	AWG		L1	d1	D2	
0.5	22	5.5	6	1.0	2.1	0304 571 05
0.75	20	5.5	6	1.4	2.5	0304 572 06
1.0	18	5.5	6	1.6	2.7	0304 573 07
1.0	18	8.5	10	1.6	2.7	0304 574 00
1.5	16	6.0	7	1.8	2.9	0304 575 01
1.5	16	9.0	10	1.8	2.9	0304 576 02
2.5	14	6.0	7	2.3	3.5	0304 577 03
2.5	14	11.0	12	2.3	3.5	0304 578 14
4.0	12	8.0	9	2.8	4.0	0304 579 15
4.0	12	11.0	12	2.8	4.0	0304 580 03
6.0	10	9.0	10	3.7	4.8	0304 581 20
6.0	10	11.0	12	3.7	4.8	0304 582 21
6.0	10	14.0	15	3.7	4.8	0304 583 22
10.0	8	11.0	12	4.6	5.8	0304 584 23
10.0	8	14.0	15	4.6	5.8	0304 585 24
10.0	8	17.0	18	4.6	5.8	0304 586 25
16.0	6	10.5	12	5.9	7.5	0304 587 26
16.0	6	13.5	15	5.9	7.5	0304 588 07
16.0	6	16.5	18	5.9	7.5	0304 589 00




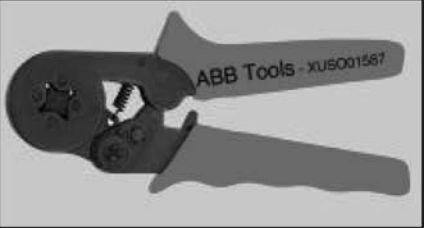
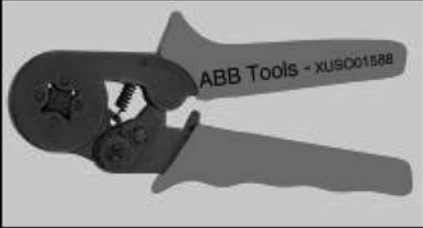



① Dimensions may vary slightly from one shipment to the next. See page 10.41 for ferrule crimping tools.

Accessories

Ferrule crimping tools ①


Terminal
blocks

030562605	030562706	030443901
Wire Range: 22-10 awg	Wire Range: 10-6 awg	Wire Range: 28-8 awg
		
<b style="color: red;">Features	<b style="color: red;">Features	<b style="color: red;">Features
		Square Crimping Profile
Trapezoidal Crimping Profile	Trapezoidal Crimping Profile	The special design of this tool allows the user to crimp a range that normally requires the use of two tools. Simply select the proper crimping gauge by rotating the lever to the left or to the right.
All Purpose Economy Tool	All Purpose Economy Tool	
XUS001587	XUS001588	XUS001589
Wire range: 24-10 awg	Wire range: 18-8 awg	Wire range: 22-10 awg
		
<b style="color: red;">Features	<b style="color: red;">Features	<b style="color: red;">Features
Square Crimping Profile	Square Crimping Profile	Trapezoidal Crimping Profile
Designed For Long Term Use	Designed For Long Term Use	Industrial Grade
		Long handles for better grip

10


① Ferrule crimping tools can now be calibrated. Please consult factory for pricing.

Marking




1

Remove one of the side bands of the card.




2

Separate the chosen strip from the rest of the card.




3

Press the first marker in place, hold it and slide your thumb on the rest of the strip.



Horizontal marking



Vertical marking

Marking for terminal blocks

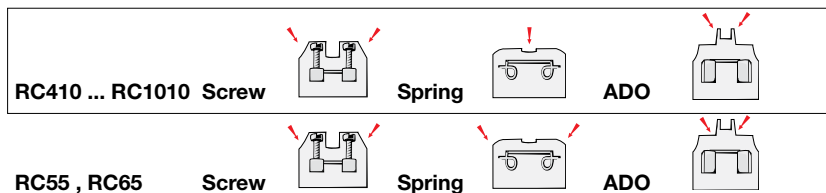
Selection table

Markers for blocks :	RC410	RC 510	RC610	RC810	RC1010	RC55	RC65	RCAL85
Screw/ADO								
5 mm spacing	POSSIBLE	○	◐	◑	◑	○	◑	◑
6 mm spacing	POSSIBLE	POSSIBLE	○	◑	◑	POSSIBLE	○	◑
8 mm spacing	POSSIBLE	POSSIBLE	POSSIBLE	○	◑	POSSIBLE	POSSIBLE	○
10 mm spacing	POSSIBLE	POSSIBLE	POSSIBLE	POSSIBLE	○	POSSIBLE	POSSIBLE	
12 mm spacing	POSSIBLE	POSSIBLE	POSSIBLE	POSSIBLE	○	POSSIBLE	POSSIBLE	POSSIBLE
16 mm spacing	POSSIBLE	POSSIBLE	POSSIBLE	POSSIBLE	○	POSSIBLE	POSSIBLE	POSSIBLE
Spring								
4 mm spacing	○	◑	◑	◑	◑	◑	◑	◑
5 mm spacing	POSSIBLE	○	◑	◑	◑	○	◑	◑
6 mm spacing	POSSIBLE	POSSIBLE	○	◑	◑	POSSIBLE	○	◑
8 mm	POSSIBLE	POSSIBLE	POSSIBLE	○	◑	POSSIBLE	POSSIBLE	○
10 mm	POSSIBLE	POSSIBLE	POSSIBLE	POSSIBLE	○	POSSIBLE	POSSIBLE	POSSIBLE
12 mm	POSSIBLE	POSSIBLE	POSSIBLE	POSSIBLE	○	POSSIBLE	POSSIBLE	POSSIBLE
16 mm	POSSIBLE	POSSIBLE	POSSIBLE	POSSIBLE	○	POSSIBLE	POSSIBLE	POSSIBLE
Power								
	POSSIBLE	POSSIBLE	POSSIBLE	○	◑	◑	◑	◑

Possible mounting : POSSIBLE

Recommended mounting : ○

Impossible mounting : ◑



Marking for terminal blocks

Standard RC marker cards

9 & 15 Digit catalog number selection

Terminal blocks

9 Digit catalog numbers


Marker sizes	(x) = Nb of cards in 5 mm spacing kit		(x) = Nb of cards in 6 mm spacing kit		(x) = Nb of cards in 6 mm spacing kit		(x) = Nb of cards in 6 mm spacing kit		
	RC410	RC55	RC510	RC65	RC610	RC810	RC1010		
Blank cards	0229 000 15	0230 000 12	0231 000 07	0232 000 00	0233 000 01	0234 000 02	0238 000 16		
Horizontal marking									
10 strips from 1 to 10	0229 002 03	0230 002 00 (5)	0231 002 25 (25)	0232 002 26 (5)	0233 002 27 (25)	0234 002 20	1 to 8	0238 002 04	
10 strips from 11 to 20	0229 003 04	0230 003 01 (2)	0231 003 26 (10)	0232 003 27 (2)	0233 003 20 (10)	0234 003 21	9 to 16	0238 003 05	
10 strips from 21 to 30	0229 004 05	0230 004 02	0231 004 27 (6)	0232 004 20	0233 004 21 (6)	0234 004 22	17 to 24	0238 004 06	
10 strips from 31 to 40	0229 005 06	0230 005 03	0231 005 20 (4)	0232 005 21	0233 005 22 (4)	0234 005 23	25 to 32	0238 005 07	
10 strips from 41 to 50	0229 006 07	0230 006 04	0231 006 21 (3)	0232 006 22	0233 006 23 (3)	0234 006 24	33 to 40	0238 006 08	
10 strips from 51 to 60	0229 007 00	0230 007 05	0231 007 22 (2)	0232 007 23	0233 007 24 (2)	0234 007 25	41 to 48	0238 007 01	
10 strips from 61 to 70	0229 008 11	0230 008 16	0231 008 03 (2)	0232 008 04	0233 008 05 (2)	0234 008 06	49 to 56	0238 008 12	
From 1 to 100	0229 030 02	0230 030 07 (2)	0231 030 24 (15)	0232 030 25 (2)	0233 030 26 (15)	0234 030 27	1 to 80	0238 030 03	
From 101 to 200	0229 031 27	0230 031 24	0231 031 11 (2)	0232 031 12	0233 031 13 (2)	0234 031 14	81 to 160	0238 031 20	
20 times L1-L2-L3-N-PE		0230 131 25	0231 131 12	0232 131 13	0233 131 14 (2)				
Vertical marking									
10 strips from 1 to 10	0229 041 01	0230 041 06	0231 041 23 (5)	0232 041 24	0233 041 25 (5)	0234 041 26	1 to 8	0238 051 04	
10 strips from 11 to 20	0229 042 02	0230 042 07	0231 042 24 (3)	0232 042 25	0233 042 26 (3)	0234 042 27	9 to 16	0238 052 05	
10 strips from 21 to 30	0229 043 03	0230 043 00	0231 043 25 (2)	0232 043 26	0233 043 27 (2)	0234 043 20	17 to 24	0238 053 06	
10 strips from 31 to 40	0229 044 04	0230 044 01	0231 044 26 (2)	0232 044 27	0233 044 20 (2)	0234 044 21	25 to 32	0238 054 07	
From 1 to 100	0229 060 10	0230 060 15	0231 060 02 (8)	0232 060 03	0233 060 04 (8)	0234 060 05	1 to 80	0238 060 06	

15 Digit catalog numbers

Marker sizes	(x) = Nb of cards in 5 mm spacing kit		(x) = Nb of cards in 6 mm spacing kit		(x) = Nb of cards in 6 mm spacing kit		(x) = Nb of cards in 6 mm spacing kit		
	RC410	RC55	RC510	RC65	RC610	RC810	RC1010		
Blank cards	1SNA 229 000 R1500	1SNA 230 000 R1200	1SNA 231 000 R0700	1SNA 232 000 R0000	1SNA 233 000 R0100	1SNA 234 000 R0200	1SNA 238 000 R1600		
Horizontal marking									
10 strips from 1 to 10	1SNA 229 002 R0300	1SNA 230 002 R0000 (5)	1SNA 231 002 R2500 (25)	1SNA 232 002 R2600 (5)	1SNA 233 002 R2700 (25)	1SNA 234 002 R2000	1 to 8	1SNA 238 002 R0400	
10 strips from 11 to 20	1SNA 229 003 R0400	1SNA 230 003 R0100 (2)	1SNA 231 003 R2600 (10)	1SNA 232 003 R2700 (2)	1SNA 233 003 R2000 (10)	1SNA 234 003 R2100	9 to 16	1SNA 238 003 R0500	
10 strips from 21 to 30	1SNA 229 004 R0500	1SNA 230 004 R0200	1SNA 231 004 R2700 (6)	1SNA 232 004 R2000	1SNA 233 004 R2100 (6)	1SNA 234 004 R2200	17 to 24	1SNA 238 004 R0600	
10 strips from 31 to 40	1SNA 229 005 R0600	1SNA 230 005 R0300	1SNA 231 005 R2000 (4)	1SNA 232 005 R2100	1SNA 233 005 R2200 (4)	1SNA 234 005 R2300	25 to 32	1SNA 238 005 R0700	
10 strips from 41 to 50	1SNA 229 006 R0700	1SNA 230 006 R0400	1SNA 231 006 R2100 (3)	1SNA 232 006 R2200	1SNA 233 006 R2300 (3)	1SNA 234 006 R2400	33 to 40	1SNA 238 006 R0800	
10 strips from 51 to 60	1SNA 229 007 R0000	1SNA 230 007 R0500	1SNA 231 007 R2200 (2)	1SNA 232 007 R2300	1SNA 233 007 R2400 (2)	1SNA 234 007 R2500	41 to 48	1SNA 238 007 R0100	
10 strips from 61 to 70	1SNA 229 008 R1100	1SNA 230 008 R1600	1SNA 231 008 R0300 (2)	1SNA 232 008 R0400	1SNA 233 008 R0500 (2)	1SNA 234 008 R0600	49 to 56	1SNA 238 008 R1200	
From 1 to 100	1SNA 229 030 R0200	1SNA 230 030 R0700 (2)	1SNA 231 030 R2400 (15)	1SNA 232 030 R2500 (2)	1SNA 233 030 R2600 (15)	1SNA 234 030 R2700	1 to 80	1SNA 238 030 R0300	
From 101 to 200	1SNA 229 031 R2700	1SNA 230 031 R2400	1SNA 231 031 R1100 (2)	1SNA 232 031 R1200	1SNA 233 031 R1300 (2)	1SNA 234 031 R1400	81 to 160	1SNA 238 031 R2000	
20 times L1-L2-L3-N-PE		1SNA 230 131 R2500	1SNA 231 131 R1200 (2)	1SNA 232 131 R1300	1SNA 233 131 R1400 (2)				
Vertical marking									
10 strips from 1 to 10	1SNA 229 041 R0100	1SNA 230 041 R0600	1SNA 231 041 R2300 (5)	1SNA 232 041 R2400	1SNA 233 041 R2500 (5)	1SNA 234 041 R2600	1 to 8	1SNA 238 051 R0400	
10 strips from 11 to 20	1SNA 229 042 R0200	1SNA 230 042 R0700	1SNA 231 042 R2400 (3)	1SNA 232 042 R2500	1SNA 233 042 R2600 (3)	1SNA 234 042 R2700	9 to 16	1SNA 238 052 R0500	
10 strips from 21 to 30	1SNA 229 043 R0300	1SNA 230 043 R0000	1SNA 231 043 R2500 (2)	1SNA 232 043 R2600	1SNA 233 043 R2700 (2)	1SNA 234 043 R2000	17 to 24	1SNA 238 053 R0600	
10 strips from 31 to 40	1SNA 229 044 R0400	1SNA 230 044 R0100	1SNA 231 044 R2600 (2)	1SNA 232 044 R2700	1SNA 233 044 R2000 (2)	1SNA 234 044 R2100	25 to 32	1SNA 238 054 R0700	
From 1 to 100	1SNA 229 060 R1000	1SNA 230 060 R1500	1SNA 231 060 R0200 (8)	1SNA 232 060 R0300	1SNA 233 060 R0400 (8)	1SNA 234 060 R0500	1 to 80	1SNA 238 060 R0600	



Marking table



Templates

Marking table

Marking system computer assisted.

Description	Type	Catalog Number	Packaging
Complete plotter kit	AMS 500	XUSP02636	1
Kit includes:			
1 Plotter, Model AMS500			
1 Software on CD			
1 Template for 8 RC/RCT marker cards			
1 Plotter pen (.35 mm)			
5 Ink cartridges			
2 Cleaning cartridges			
1 Cleaner waste bottle			

Other available accessories

Description	Type	Catalog Number	Packaging
Ink cartridges (5)		XUSP01134	1
Plotter pen ink (30 ml bottle)		XUSP02530	1
Cleaning cartridge (2)		XUSP01135	1
Plotter pen cleaning fluid (50 ml bottle)		XUSP02531	1
Cleaner waste bottle		XUSP01139	1
Plotter pen (.18mm)		XUSP01551	1
Plotter pen (.25mm)		XUSP01132	1
Plotter pen (.35mm)		XUSP01133	1
Plotter pen (.50mm)		XUSP01552	1
Plotter pen (.70mm)		XUSP01548	1
Plotter pen (1.00mm)		XUSP01549	1
Disposable pen (.25mm)		XUSP02859	1
Disposable pen (.35mm)		XUSP02860	1
RC/RCT template (8 cards)		XUSP02633	1
RTM 7/9 template		XUSP01138	1
RPB-12 template (PCB strips)		XUSP01550	1
Pads for RC/RCT template		XUSP02629	1
Pads for RTM template		XUSP02630	1

Additional Terminal Block Products

This Terminal Block section represents just a portion of the ABB terminal block product offering. For the complete catalog, please go to our website: www.abb.us/controlproducts

Go to the Literature Resources section, click on the Online Literature Library link; then Catalogs & Brochures; then look under Terminal Blocks and select the LV042 catalog link to download.