



CAMP **WORKCOEMAN**

A CONNECTICUT RIVERS COUNCIL SCOUT CAMP



BOY SCOUT
SUMMER CAMP | **2018**
PROGRAM GUIDE



WELCOME TO CAMP WORKCOEMAN

Dear Scoutmaster,

Welcome to the 2018 summer camp season at Camp Workcoeman! Founded in 1924, countless boys have experienced the benefits of the summer camp program at this special place with a long tradition of a fun-filled camp program on the shore of West Hill Pond. Camp Workcoeman is one of the longest running camps in the country to offer a summer camp experience to Scouts.

A summer camp experience at Camp Workcoeman will make your Scout troop grow. It is here that the Scouts advance and grow in confidence and skills.

In 2009, a camp study report evaluating the camping programs in Connecticut Rivers Council was compiled by "The Camp Doctor, Inc." The following are statements from the report:

**"Good traditional Scout camping needs to survive, for this is where real Scout camping happens...
The basic Boy Scout program at Camp Workcoeman was the best of the council's camps."**

At Camp Workcoeman, our task is to work side-by-side with you to tailor a program that best fits your troop. The staff is ready for this challenge. Once again, many of the old familiar staff veterans will be returning along with new, energetic characters. Many of which come from troops like yours!

Now is the time your troop should begin the process of planning for summer camp. Besides this program guide, the camp website, campworkcoeman.org, can assist you in finding information about programs, camp arrival procedures, staff contact email addresses and all related camp forms. Comments from leaders about the web site indicate that it is easy to navigate and provides a wealth of information.

This year's theme will be "Hawaiian paradise!" Break out the Hawaiian Shirts! This year come celebrate the summer with an adventure in the islands as Workcoeman hosts a week long Hawaiian Luau. The spirit of the islands will come alive with skits and activities throughout the week. Your troop can participate by decorating your campsite with Hawaiian props, shirts, grass skirts, and anything else to welcome the spirit of the islands at Workcoeman. It'll be a luau your Scouts won't want to miss!

Please contact us if you have any questions or special requests with your summer camp plans. We are here to help you prepare for a summer camp experience second to none.

Lou Seiser
Camp Director
lseiser@campworkcoeman.org

Dan Ruede
Asst. Camp Director
druede@campworkcoeman.org



Tom Leisten
Program Director
tleisten@campworkcoeman.org

Jim Waters
Council Support Services Director
jawaters@bsaemail.org



TABLE OF CONTENTS

The Camp.....	4
The Staff	4
The Summer Camp Program.....	4
Troop Leadership in Camp.....	4
Pre-Camp Information	5

Program Planning Meetings

Troop Activity & Merit Badge Sign-up

Camp Medical Form Information	6-7
--	------------

Who Needs a Medical Form?

General Camp Information

Mail.....	8
Phone Use Policy.....	8
Parking/Vehicles.....	8
Wrist Bands.....	8
Check-in/out Procedures	8
Visitor Procedures	8
Troop Photos	8
Lanterns, Stoves, Liquid Fuel	8
Fire Safety	9
Dining Hall Conduct	9
Troop Leader Assistance.....	9
Commissioner Service.....	9
Daily Campsite Visitations.....	9
Directions to Camp	9
Damage to Camp Property	9
Camp Discipline Policy.....	9

Sunday Check-In.....	10
-----------------------------	-----------

Arrival Information

After Check-in Schedule

Friday at Camp	11
-----------------------------	-----------

Court of Honor and Family Bar-B-Que

Check-Out Procedure

New For 2018	12
---------------------------	-----------

The Merit Badge Program.....	13
-------------------------------------	-----------

Merit Badge Time Schedule	14
--	-----------

Merit Badge Info Guide	15-21
-------------------------------------	--------------

Times, Locations, Prerequisites, Recommendations

Achievement Awards & Recognitions	22
--	-----------

The Tenderfoot's Compass Program	23
---	-----------

Program Highlights & Schedule

Program Area Highlights	24
--------------------------------------	-----------

Troop Activity Suggestions.....	25
--	-----------

COPE	26
-------------------	-----------

Weekly Contests	27
------------------------------	-----------

Fishing Derby

Cardboard Boat Regatta

Shooting & Sport Tournaments

Scavenger Hunt

Class "A" Troop.....	27
-----------------------------	-----------

Order of the Arrow	27
---------------------------------	-----------

2018 Camp Theme	28
------------------------------	-----------

Special Programs and Events	29
--	-----------

The Spirit Stick

Shawtown Wilderness Trek

Discover Scuba

Huck Finn Tube Ride

Farmington River Kayak Trip

Buckskin Tomahawk Throw

For Leaders Only.....	30
------------------------------	-----------

Lou's Lounge

WiFi Internet Service

Adult Leader Roundtables

Adult Leader Activities & Awards

Scoutmaster Training Sessions.....	31
---	-----------

Veteran Camper Award	32
-----------------------------------	-----------

Daily Camp Schedule.....	33
---------------------------------	-----------

Master Time Schedule	34
-----------------------------------	-----------

Camp Forms Section.....	35-53
--------------------------------	--------------

Summer Camp Prep Form

Bar-B-Que Sign-up Form

Camp Photo Order Form

Leader Name Badge Order Form

Medical Form

Medication Administration Form

Medical Screening Questionnaire

Off-Camp Activity Permission Form

Pistol Program Participant Form

Camper Release Form

Scouter Resource Form

Merit Badge Prerequisite Forms



CAMP WORKCOEMAN

CAMP WORKCOEMAN is located on beautiful West Hill Pond in New Hartford, Connecticut. Established in 1924, it is one of the oldest continuously operated Scout camps in the country. For 94 years, thousands of Scouts and Scouters have had unforgettable Scouting experiences at Camp Workcoeman. This fine tradition of Scouting continues today.



THE CAMP WORKCOEMAN STAFF is chosen by a Camp Director with 38 years experience. The staff is highly skilled and trained with all key staff trained by the Boy Scouts of America at their National Camping Schools. Camp Workcoeman's veteran staff has a positive impact on a quality program.



THE SUMMER CAMP PROGRAM AT CAMP WORKCOEMAN

contains valuable opportunities for skill instruction, advancement and FUN and is available to every troop and Scout. The quality of your troop's summer camp experience rests with you, the Scoutmaster, and your troop's junior leadership. Use this program guide to learn about camp procedures and policies. You will then be able to inform all Scouts and parents. You and your Scouts can collectively select from among the many program opportunities that meet the needs of your troop.

TROOP LEADERSHIP IN CAMP The National Council of the Boy Scouts of America requires that each troop must have at least two adult Scouters in camp at all times. One of the Scouters must be 21 years of age or older while, the second leader must be at least 18 years of age. All adults must have completed Youth Protection Training. These Scouters stay at camp free of charge. The cost of any additional adults is determined by the number of Scouts in your troop at camp. The following table indicates the cost of additional adults.

# OF YOUTH PER PROGRAM	# OF FREE SCOUTERS	EACH ADDITIONAL ADULT
1 - 10	2	\$100
11 - 20	3	\$100
21 - 30	4	\$100
31 - 40	5	\$100





PRE-CAMP INFORMATION

PRE-CAMP PROGRAM PLANNING

Two pre-camp planning meetings are scheduled for your troop leadership to meet with key members of the camp staff and develop a program that meets your needs. Your **CAMP SCOUTMASTER** and **SENIOR PATROL LEADER** are encouraged to attend **ONE** of these meetings. You will also be given information regarding camp policies, medical forms and related health information, as well as procedures for your Sunday arrival and check-in. A visit to your campsite is possible with a Camp Commissioner.

2018 Camp orientation meetings are scheduled for:

Saturday, May 5

or

Saturday, May 12

***both beginning at 1:30 PM
in the Camp Workcoeman
Dining Hall.***

*An additional planning meeting will take place
in Long Island:*

Saturday, April 28th at 10:00 AM

***Notre Dame Parish Rectory
45 Mayfair Road
New Hyde Park, NY***

TROOP ACTIVITY AND MERIT BADGE SIGN-UP

Your troop should sign up for merit badges and troop activities prior to camp. **This will be done online using a fillable Google Form for which the appropriate links will be emailed to troop contacts following each program planning meeting.** Link information can also be found on the Camp Workcoeman website or by emailing the Program Director at tleisten@campworkcoeman.org.

MERIT BADGE selections should be submitted online at least three weeks prior to your week at camp. The Program Director will be in contact to verify receipt of selections and work with you in regards to any necessary program changes. A list of merit badge offerings can be found on pages 14-22 of this guide.

TROOP ACTIVITY requests should be submitted online at least three weeks prior to your week at camp. We will develop a schedule for your troop from the requested activities. Please understand that we will make every effort to schedule your desired troop activities. Some activities are in high demand and we want to be fair to everyone. Suggested activities can be found on page 25 of this guide. A blank schedule to begin planning your troop's week can be found on page 33.

*Staff resources are allocated based on sign-ups done ahead of time.
As a result, some programs might not be available without pre-camp sign-ups.*



MEDICAL FORM INFORMATION

WHO NEEDS A COMPLETED MEDICAL FORM?

All Scouts and Scouters staying more than 24 hours need parts A, B, C and D of the BSA Annual Health & Medical Record form completed and submitted along with any applicable Medication Administration and Food Allergy Treatment Plan forms!

**PLEASE ONLY USE THE MEDICAL FORMS FOUND IN THIS GUIDE OR ON:
CAMPWORKCOEMAN.ORG**

These sites contain only the appropriate forms that need to be completed. We can no longer accept forms that were published before the 2014 printing (located on lower right hand corner of form).

CHECK THE FOLLOWING ITEMS BEFORE SUBMITTING ALL MEDICAL FORMS:

Part A & B (both pages) completed with:

NOTE: Parts A & B must be completed even if submitting a State (School) Physical form.

- Emergency contact information
- Copy of insurance card
- Allergies
- Immunization history with dates or copy of immunization history from MD (Writing up-to-date is not acceptable.)
- Tetanus must be within 10 years (Scouts and Scouters)
- Medical History
- Part A SIGNED and DATED by parent or guardian
- MEDICATIONS: Connecticut has specific requirements for the administration of medications at camps. Part D includes a

list of medications that can be administered at camp without a physician's order. All other medications, both Prescribed and Over The Counter, require a MEDICATION ADMINISTRATION AUTHORIZATION FORM to be completed and signed by the physician and parent. A separate form is required for each medication.

Part C – Physical Examination:

- SIGNED and DATED by MD within 1 year of first day of camp
- Copy of school physical is acceptable if it is SIGNED and DATED within 1 year of first day of camp and parts A & B are completed.

Part D Connecticut Rivers Addendum required for all Scouts and Scouters:

- SIGNED and DATED by parent, guardian or self

Medication Administration Form:

- Medication forms must be completed for all prescription and daily administered non-prescription medications (e.g. over the counter allergy medications) with name of medication, strength, and frequency.
- Medication forms need to be signed by **BOTH** MD and parent or guardian **OR** Standard school Authorization for Administration of Medication - signed by **BOTH** MD and parent or guardian.
- It is not necessary to bring or have medication forms for over the counter medications that are taken on an as needed basis such as Tylenol, Motrin, and Benadryl. These are on hand in the health lodge. See Part D for a list of available Over the Counter medications.
- All Scouts with medications in camp, and their parents, must see the Camp Nurse at check-in, including those with orders to self-carry (e.g. Inhalers, epipens). All self-carry meds must be seen by the nurse at check in!
- **All medications will be administered at the Health Lodge before meals. It will be the Scouters' responsibility to get the Scouts there.**
- Please only bring enough of each medication for the week plus **ONE** extra pill. Example - A once daily medication will require only seven (7) doses.

Food Allergy Treatment Plan:

- Completed as necessary



MEDICAL FORM INFORMATION

MAKE COPIES OF ALL MEDICAL FORMS PRIOR TO SUBMISSION!

All Medical Forms **SHOULD** be submitted to camp at least 3 weeks prior to your week at camp.

- Please include a roster of those Scouts and Scouters attending camp when sending medical forms.
- Include phone and email contact information for one primary contact for all medical form questions.

MAIL ALL FORMS TO:

Camp Workcoeman
169 Camp Workcoeman Road
New Hartford, CT 06057
Attn: Camp Nurse

Do not fax or email forms to camp!

Our Health Officers will review all forms and inform your Troop Medical Contact or parents with any problems to address prior to your arrival at camp. Please understand that submitting all forms three weeks ahead of your Troop's week at camp will help streamline your check-in process.

Upon arrival, all Scouts and Scouters must fill out a medical survey. The survey form can be found in the "Camp Forms" section of this guide. These surveys are to be turned in to the Health Officers during your Sunday medical check-in.

One week prior to your arrival at camp, Troop leadership will be provided a time for your Sunday check-in with the Health Officers. Failure to follow this procedure will negatively affect the check-in schedule of all troops in camp.

Email all medical related questions to: nurse@campworkcoeman.org or call 860-379-1756



GENERAL CAMP INFORMATION

MAIL is received at camp and distributed daily. Outgoing mail is brought to the post office on a daily basis too. Stamps are available in the Trading Post. Incoming mail should be addressed as follows:

Camp Workcoeman
169 Camp Workcoeman Rd.
New Hartford, CT 06057
Scout's Name _____ Troop # _____
Campsite _____

TELEPHONE It is highly recommended that Scouts do not bring cell phones to camp. The cell service is very limited, and charging is not available. Any important incoming messages can be made to the Camp Director's phone. **Camp Office:** 860-379-2207 **Fax:** 860-379-1311 **Camp Health Lodge:** 860-379-1756

PARKING/AUTOMOBILE USE No vehicles may be taken into campsites, program areas, or on camp roads. Please see the Camp Director or Ranger if you have any need for the use of a vehicle to your campsite. Parking will be in designated areas only. **No passengers are ever to ride in the back of trucks.**

All vehicles are required to have a parking permit displayed on the dash board while in camp. ALL leaders and visitors must display this permit. Parking Permits can be obtained in the camp office.

WRIST BANDS All Scouts, Scouters, staff and visitors must wear a wrist band. Visitors must check-in at the camp office to obtain a wrist band.

CHECK-IN/CHECK-OUT AND VISITOR PROCEDURES Anyone arriving or departing camp after Sunday check-in **MUST** sign in or out at the Camp Office. This includes any temporary Scouters and ALL VISITORS. Visitor meal costs are: Breakfast \$4.00, Lunch \$5.00, Dinner \$6.00. Visitor meals can be paid for at the Camp Office before meals.

Any Scout leaving camp during the week for any reason with someone other than his parent or guardian must complete a special permission form. See the "Camp Forms" section of this guide for a sample of this form. This form must be completed and submitted at the time of arrival.

**If your troop leadership will change during the week, please submit a list of names and a day/ time schedule for leader rotation. Please submit this list to the camp office or at the Sunday Scoutmaster meeting.*

TROOP PHOTOS will be taken each week on Tuesday at lunch. A photo order form can be found in the "Camp Forms" section of this guide. Orders and money for photos are due in the Camp Office by Monday at noon. Photos will be delivered to camp and distributed on Friday night. The cost of an 8x10 photo is \$10. Please be sure that all checks are made out to: Connecticut Rivers Council, BSA.

LANTERNS, STOVES AND FUELS Lanterns and stoves using liquid and propane fuels are permitted provided they are used in compliance with BSA policy as detailed in the "Guide to Safe Scouting." This includes following the policy excerpts below:

- Scouts or youth visitors under the age of 18 may not fuel or refuel any stoves, lanterns or appliances on CRC property.
- A quantity of liquid fuel not to exceed 32 ounces per appliance may be kept in a "Sigg" type container, stored in accordance with National BSA Policies and never in tents or buildings. Any fuel in excess of this amount is to be turned over to the Camp Ranger for proper storage.

NO CANDLES, LANTERNS OR OTHER FLAMES ARE PERMITTED IN TENTS AT ANY TIME!



GENERAL CAMP INFORMATION

FIRE SAFETY Campfires are permitted ONLY in the fire pit in your campsite and should never be left unattended. Proper methods to extinguish fires should be available at all times. When the fire is out cold, stack partially burnt wood near the pit for future use. Disposing of cold ash should be done regularly. This can be arranged through the Commissioners or the Scoutcraft staff. Trees are not to be cut down.

DINING HALL CONDUCT All meals are served family style and use the host system. **Every table in the dining hall should have at least one Scouter sitting with the Scouts.** Scouters ensure proper table manners, safety and Scout-like behavior.

TROOP LEADER ASSISTANCE Troop leaders hold a wealth of information and are a great source of assistance to the staff. You are asked to share your talents in a particular program area. Please complete the Adult Resource Form in the "Camp Forms" section of this guide and return it to the Program Director.

COMMISSIONER SERVICE - "Your Source For Help at Camp" The Camp Workcoeman Commissioners are here for any assistance to your troop while at camp. Program changes, campsite needs & repairs, as well as any special requirements are all ways that we can make your stay at camp as best it can be. Each morning before reveille, the Commissioners will visit your campsite to bring coffee and deliver your daily copy of the "Chief Tunxis Times."



DAILY CAMPSITE VISITATIONS A Scout is Clean. While your Scouts are at morning merit badge sessions, the Commissioners will visit your campsite. A colored feather will be placed in the tent that is best arranged and tidiest. The top three scores will be announced during lunch in the dining hall. A sample visitation rating sheet will be distributed at the Sunday afternoon leaders meeting. The Commissioners will visit with leaders to address any health and safety concerns and will be looking for top notch, clean campsites.

DIRECTIONS TO CAMP WORKCOEMAN Camp Workcoeman is located off West Hill Road in New Hartford.

From the south (Middletown, Waterbury, etc.): take Route 8 North to the Pinewoods Road Exit 46. Take a right at the end of the exit ramp past the Chatterley's Banquet Hall to the intersection of Route 183. Go left on Route 183 and take the next right onto West Hill Road. Follow the signs to Camp Workcoeman from there.

From the Hartford area: follow Route 44 to Winsted. Go left onto Route 183 and take a left onto West Hill Road. Follow the signs to Camp Workcoeman from there.

DAMAGE TO CAMP PROPERTY AND EQUIPMENT The cost of camp equipment such as tents, mattresses, bunks and campsite tables is quite expensive. For any camp property that is deliberately damaged, lost or stolen, the unit will be charged for the cost of repair or replacement.

CAMP DISCIPLINARY POLICY The Scout Oath and Law is the basis for the conduct of Scouts, Scouters and staff in camp. Scouts who display improper conduct will be asked to leave camp immediately with their parents. Troop leaders will be informed by the camp staff of any Scouts displaying misconduct. The following are examples of conduct that will result in the expulsion of an individual from camp: deliberate injury to another person, theft, vandalism, fighting and the use of alcohol or drugs. Prescription and over-the-counter medications must be submitted to the Camp Nurse. Improper use of drugs is strictly prohibited. Possession or use of alcohol and the improper use of drugs will result in the expulsion from camp and referral to law enforcement agencies.



SUNDAY CHECK-IN PROCEDURES

CHECK-IN BEGINS AT 2:00 PM

IMMEDIATELY UPON ARRIVAL

1. The Scoutmaster must check in with the Camp Director PRIOR to going to your campsite. No Scouts will be allowed in the campsite until the Scoutmaster arrives and checks in with the Camp Director.

You will need to submit the following:

- An accurate roster of Scouts and Scouters in camp. This list should include any leaders rotating during the week with names and times of arrival and departure.
 - All payment balances due for Scouts and extra leaders should be paid prior to camp. Payments for last minute additional Scouts and extra leader fees must be paid upon arrival.
2. All Scouts will be directed to their campsites to check-in with Troop leadership. Be sure to inform the camp administration if you plan to gather Scouts and parents in a location other than your campsite.



One week prior to camp, you will receive an assigned time for your medical check-in with the nurse. Please arrive at the parade ground pavilion at your assigned time with completed Medical Screening Forms for all Scouts and Scouters. Any Scout with medications should accompany the leader including those with orders to self-carry.

If medical forms are incomplete or not submitted ahead of time, your Troop will have to wait until the end of check in to see the nurse.

It's very important that you follow the assigned times. Arriving before or after your time will affect everyone's schedule. Please keep your troop together through this process.

3. A Camp Staff Guide will be assigned to your troop to assist you and your Scouts with all check-in procedures.

SUNDAY AFTER CHECK-IN

4:00 SCOUTMASTER MEETING IN THE DINING HALL

Here you will receive information from the Camp Commissioners, the number of waiters that you will need for meals and updates from the Program Director. At least one leader from each troop must attend this meeting.

5:40 PARADE GROUND FOR CAMP-WIDE RETREAT AND STAFF INTRODUCTIONS

6:00 DINNER

AFTER DINNER...

7:30 CAMP ORIENTATION - A review of Aquatic, Shooting Sports and General Camp Rules will be given at specific locations to be announced. A **Merit Badge Sign-Up Session** will be held at the Parade Ground pavilion for any last minute changes.

8:30 OPENING CAMPFIRE HOSTED BY THE CAMP STAFF





FRIDAY AT CAMP WORKCOEMAN

FRIDAY NIGHT FAMILY BAR-B-QUE & COURT OF HONOR

FAMILY BAR-B-QUE

Our traditional **Family Bar-B-Que** will begin the evening festivities in the Dining Hall for all Scouts, Scouters, parents and visitors with reservations. Our serving time is approximately 6:00 p.m. Reservations are required for all visitors. Be sure to submit your "BAR-B-QUE RESERVATIONS FORM" (found in the "Camp Forms" section) to the Camp Business Manager by Tuesday at noon. The cost for family and visitors is \$8 for adults and \$5 for children ten and under.



CAMPFIRE & COURT OF HONOR

The Campwide Campfire and Court of Honor will be conducted on Friday evening after dinner in the amphitheater. In addition to Troops and the Staff performing traditional skits, songs and cheers, advancement and other awards, some goofy, will be presented. Each troop will also have an opportunity to present an *Honor Camper* award to a Scout they feel best deserves the accolade. Additionally, Scouts will be presented their Veteran Camper awards, while troops fulfilling the requirements for the *CLASS "A" TROOP* distinction will also be recognized.



CHECK-OUT PROCEDURES

On Saturday, Troops will enjoy a continental breakfast with check out following. The Commissioners will distribute to all troops a Campsite Check-Out form. Please complete the form and return it to your Camp Commissioner prior to leaving camp. Your Camp Commissioner can assist with all check-out procedures.

PLEASE BE SURE ...

- that all tent flaps are down and bunks are moved to the center of each tent.
- to bring all trash to the dumpsters behind the Ranger's Shop.
- the latrine is cleaned and ready for the next troop.
- to pick up any medications from the nurse prior to departure.
- to bring to the camp office your evaluation forms and any other business forms or borrowed items
- that you have reserved a campsite for 2019 online before you depart!



PROGRAM HIGHLIGHTS

Camp Workcoeman continues to be a leader in Scouting Shooting Sports programs as one of the initial camps to offer a Pistol Shooting Program.

This program is open to Scouts who are at least 13 years old and have completed the eighth grade.


There are two options for Scouts to participate:

- A Five-Day Program consisting of a Winchester/NRA Marksmanship Qualification course
Monday: Orientation
Tuesday – Friday: Range Training and Qualification Sessions
- A One-Day Open Shoot consisting of safety review followed by an open shoot session

Participation forms signed by parents are required. The form is available in the Forms Section in this guide. There is a strict instructor to shooter ratio of 1:2. The number of participants could be limited based on available instructors.



DRONE PILOTING



TROOP QUIDDITCH



NEW FOR
2018

9-SQUARE IN THE AIR



FLYING SQUIRREL





THE MERIT BADGE PROGRAM

The Merit Badge program at Camp Workcoeman is extensive and includes approximately 45 badges spread over three morning sessions and an afternoon period.

Troops are requested to complete merit badge selections prior to arriving at camp through a fillable Google Form that will be emailed to troop contacts in May. Troop leadership will be able to complete merit badge registration for each Scout, or Scouts will be able to complete the information themselves. **Please make sure your merit badge selections are submitted at least three weeks prior to your arrival at camp.** The Program Director will be in contact with any necessary information and program changes.



GENERAL GUIDELINES

- It is suggested that Scouts who have not attained the First Class rank utilize the “Tenderfoot’s Compass Program.” Included in the Tenderfoot’s Compass curriculum is Swimming Merit Badge, which will take place during the 11:15 merit badge time. Earning Swimming Merit Badge opens the door to many challenging aquatic opportunities for Scouts.
- A limit of 3 merit badges is recommended for Scouts, especially if difficult badges are being considered. If the advancement load of a Scout is too heavy, an otherwise fun week becomes one of disappointment.
- Advancement is one of eight methods of Scouting. ****Don’t overload advancement at the expense of patrol and troop activities.****
- Scouts should follow the buddy system for merit badge selection and are encouraged to sign-up with troop buddies.

PRE-CAMP PREPARATIONS

- Some merit badges offered at camp may have prerequisites, while others require double time sessions for completion at camp. The information in the following pages details the times at which merit badges are offered as well as information that should be considered when making merit badge selections.
- The merit badge counselors have identified activities appropriate for Scouts with different experience levels and listed necessary prerequisite merit badge requirements that cannot be completed at camp. Please be advised that the list of prerequisites may be incomplete as a result of requirements changing between the publication of this guide and the summer camp season. Scoutmasters and Scouts should review badge requirements ahead of time to make sure each Scout is signed up for ability appropriate merit badges and comes to camp with necessary materials.
- Please see the appendix for merit badge specific prerequisite requirement sign-off sheets. These forms should be completed to ensure Scouts are given credit for work that must be done outside of camp.
- We want Scouts to have an enjoyable time at camp and come away from the week with a feeling of accomplishment having earned merit badges towards which they have worked. The Workcoeman counselors encourage you to use your experience as a Scoutmaster to guide your unit towards a successful and fun week at camp!



2018 MERIT BADGE TIME SCHEDULE

9:15 - 10:00 AM

Swimming	Astronomy	Rifle Shooting
Chess	Metalwork	Lifesaving (9:15-11:00)
Archery	Plant Science	Personal Fitness
Camping	First Aid (10:15-12:00)	Tenderfoot's Compass (9:15-12:00)
Canoeing	Wilderness Survival	
Orienteering	Environmental Science (Scouts in high school)	
Basketry	Environmental Science (Scouts in middle school) (9:15-11:00)	
BSA Lifeguard (9:15-12:00)		

10:15 - 11:00 AM

Archery	Space Exploration	Personal Fitness
Kayaking	Camping	Small-Boat Sailing (10:15-12:00)
Orienteering	Insect Study	Wood Carving
Rifle Shooting	Soil and Water Conservation	Climbing
Swimming	Leatherwork	Mining in Society

11:15 AM - 12:00 PM

Weather	Athletics	Communication
Cooking (11:15-1:00)	Textile	Emergency Preparedness
Leatherwork	Nature	Electricity
Rowing	Shotgun Shooting	Climbing
Geocaching	Robotics	

OTHER

Scouting Heritage (1:15-2:00 PM)	Bird Study (6:30-7:15 AM)
Forestry (1:15-2:00 PM)	Snorkeling BSA (1:15-2:00 PM)
	BSA Stand Up Paddleboarding (1:15-2:00 PM)

Bold Type - Eagle Required

All merit badge times are subject to change due to staff and equipment limitations. Any changes will be disclosed at the leader orientation meetings on April 28, May 5 & 12 and will be posted on the CampWorkcoeman.org website.

For up-to-date information or special requests contact Program Director: Tom Leisten at tleisten@campworkcoeman.org



MERIT BADGE INFO GUIDE

The following information suggests difficulty levels appropriate for a Scout's experience at camp. Prerequisites are requirements that cannot be met at camp. **Please see the Camp Workcoeman website for up-to-date prerequisite information.**
(E) Indicates an Eagle required merit badge.

ECOLOGY AND CONSERVATION

BIRD STUDY



Times: 6:30 – 7:15
Location: Henry Griffin Nature Center
Prerequisites: #5 should be started in advance
Note: Recommended for 3rd year camper or older

ENVIRONMENTAL SCIENCE (E)



Times: 9:15 – 10:00 – Scouts in High School
9:15 – 11:00* – Scouts in Middle School
Location: Henry Griffin Nature Center
Prerequisites: None - Recommended for 3rd year campers or older

* Double session for middle school age Scouts, single session recommended for high school age Scouts

FORESTRY



Times: 1:15 – 2:00
Location: Henry Griffin Nature Center
Prerequisites: None
Note: Recommended for 2nd year campers or older

INSECT STUDY



Times: 10:15 – 11:00
Location: Henry Griffin Nature Center
Prerequisites: #5 should be started in advance
Note: Recommended for all Scouts

NATURE



Times: 11:15 – 12:00
Location: Henry Griffin Nature Center
Prerequisites: None
Note: Recommended for all Scouts

PLANT SCIENCE





Times: 9:15 – 10:00
Location: Henry Griffin Nature Center
Prerequisites: None
Note: Recommended for all Scouts



MERIT BADGE INFO GUIDE

The following information suggests difficulty levels appropriate for a Scout's experience at camp. Prerequisites are requirements that cannot be met at camp. **Please see the Camp Workcoeman website for up-to-date prerequisite information.**
(E) Indicates an Eagle required merit badge.

ECOLOGY AND CONSERVATION CONTINUED

SOIL & WATER CONSERVATION 	<p>Times: 11:15-12:00 Location: Henry Griffin Nature Center Prerequisites: None Note: Recommended for 2nd year campers</p>
WEATHER 	<p>Times: 1:15 – 2:00 PM Location: Henry Griffin Nature Center Prerequisites: None Note: Recommended for all Scouts</p>

ADDITIONAL MERIT BADGE OPPORTUNITIES

COMMUNICATION (E) 	<p>Times: 11:15 – 12:00 Location: To be announced at camp Prerequisites: #5, 7 & 8 Note: Recommended for 3rd year campers and older.</p>
EMERGENCY PREPAREDNESS (E) 	<p>Times: 9:15 – 10:00 Location: Sturge Shields Campcraft Area Prerequisites: #1, #6c, #8b, #9 - May earn First Aid simultaneously Note: Recommended for 3rd year campers and older. **Please see pre-requisite sign-off sheet in the appendix</p>
FIRST AID (E) 	<p>Times: 10:15 – 12:00 Location: Sturge Shields Campcraft Area Prerequisites: #2d Note: Recommended for 3rd year campers and older</p>
SCOUTING HERITAGE 	<p>Time: 1:15 - 2:00 Location: Parade Ground Pavilion Prerequisites: #5 & 6 Note: Recommended for all Scouts.</p>



MERIT BADGE INFO GUIDE

The following information suggests difficulty levels appropriate for a Scout's experience at camp. Prerequisites are requirements that cannot be met at camp. **Please see the Camp Workcoeman website for up-to-date prerequisite information.**

(E) Indicates an Eagle required merit badge.

OUTDOOR SKILLS

CAMPING (E)



Times: 9:15 – 10:00, 10:15-11:00
 Location: Sturge Shields Campcraft Area
 Prerequisites: #4b, #5e, #7b, #8d, #9a, #9b
 Note: Recommended for Scouts at least at First Class rank
 **Please see pre-requisite sign-off sheet in the appendix

COOKING (E)



Times: 11:15 – 1:00 – 2 Sections with max of 8 Scouts in each section
 Location: Sturge Shields Campcraft Area
 Prerequisites: #4
 Note: Recommended for Scouts with significant cooking experience. Scouts will eat lunch in the Campcraft area on Wednesday, Thursday and Friday.
 **Extra cost of \$10 per participant to cover cost of equipment

ORIENTEERING



Times: 9:15 – 10:00, 10:15 – 11:00
 Location: Sturge Shields Campcraft Area
 Prerequisites: None
 Note: Recommended for Scouts that have completed First Class rank requirements 4a and 4b.

GEOCACHING



Times: 11:15 – 12:00
 Location: Sturge Shields Campcraft Area
 Prerequisites: #7 and signed off-camp permission slip
 Note: Recommended for Scouts that have completed Orienteering merit badge or have experience geocaching.
 **Scouts should bring a GPS receiver or other device that can be used to find geocaches

WILDERNESS SURVIVAL



Times: 9:15 – 10:00, 10:15 – 11:00
 Location: Sturge Shields Campcraft Area
 Prerequisites: #5
 Note: Recommended for Scouts who have completed Camping Merit Badge. Scouts will participate in a survival overnight, leaving from the Campcraft area at 7:00 on Thursday.



MERIT BADGE INFO GUIDE

The following information suggests difficulty levels appropriate for a Scout's experience at camp. Prerequisites are requirements that cannot be met at camp. **Please see the Camp Workcoeman website for up-to-date prerequisite information.**
(E) Indicates an Eagle required merit badge.

AQUATICS

CANOEING



Times: 9:15 – 10:00
Location: Waterfront Boating Area
Prerequisites: Successful completion of the BSA swimmer test (Blue tag)
Note: Recommended for 2nd year campers or older

KAYAKING



Times: 10:15-11:00
Location: Waterfront Boating Area
Prerequisites: Successful completion of the BSA swimmer test (Blue tag)
Note: Recommended for 3rd year campers or older. Class size limited to 8 Scouts.

LIFESAVING (E)



Times: 9:15 – 11:00
Location: Waterfront Swimming Area
Prerequisites: Successful completion of the BSA swimmer test (Blue tag)
Note: Recommended for strong swimmers having already completed Swimming Merit Badge

ROWING



Times: 11:15 – 12:00
Location: Waterfront Boating Area
Prerequisites: Successful completion of the BSA swimmer test (Blue tag)
Note: Recommended for 2nd year campers or older

SMALL-BOAT SAILING



Times: 10:15 – 12:00
Location: Waterfront Boating Area
Prerequisites: Successful completion of the BSA swimmer test (Blue tag)
Note: Recommended for 3rd year campers or older

SWIMMING (E)



Times: 9:15 – 10:00, 10:15 – 11:00
(The 11:15 session is reserved for the Tenderfoot's Compass Program only)
Location: Waterfront Swimming Area
Prerequisites: None
Note: Recommended for all Scouts



MERIT BADGE INFO GUIDE

The following information suggests difficulty levels appropriate for a Scout's experience at camp. Prerequisites are requirements that cannot be met at camp. **Please see the Camp Workcoeman website for up-to-date prerequisite information.**
(E) Indicates an Eagle required merit badge.

SHOOTING SPORTS

ARCHERY



Times: 9:15 – 10:00, 10:15 – 11:00
Location: Archery Range
Prerequisites: None
Note: Recommended for 2nd year campers or older

RIFLE SHOOTING



Times: 9:15 – 10:00, 10:15 – 11:00
Location: Rifle Range
Prerequisites: None
Note: Recommended for 3rd year campers or older

SHOTGUN SHOOTING



Times: 11:15 – 12:00
Location: Shotgun Range
Prerequisites: Must be age 13
Note: Extra cost of \$10 per participant to cover cost of equipment

FIELD SPORTS & CLIMBING

CLIMBING



Times: 10:15 – 11:00, 11:15-12:00
Location: Climbing Tower on Sports Field
Prerequisites: None
Note: Scouts must be at least 13 years of age

PERSONAL FITNESS (E)



Times: 9:15 – 10:00, 10:15-11:00
Location: Sports Field
Prerequisites: #1, #6, #7, #8
Note: Recommended for 2nd year campers and older
Scouts must be prepared with proper footwear and clothing
**Please see pre-requisite sign-off sheet in the appendix

ATHLETICS



Times: 11:15 – 12:00
Location: Sports Field
Prerequisites: #2a
Note: #3a, 3b and 5 cannot be completed at camp
Recommended for all Scouts
Scouts must be prepared with proper footwear and clothing



MERIT BADGE INFO GUIDE

The following information suggests difficulty levels appropriate for a Scout's experience at camp. Prerequisites are requirements that cannot be met at camp. **Please see the Camp Workcoeman website for up-to-date prerequisite information.**
(E) Indicates an Eagle required merit badge.

HANDICRAFT

BASKETRY



Times: 9:15 – 10:00
Location: Handicraft Chapel
Prerequisites: None
Note: Recommended for all Scouts
Additional material costs at the Trading Post - \$11-\$22 depending on project kit

LEATHERWORK



Times: 10:15 – 11:00, 11:15 – 12:00
Location: Handicraft Chapel
Prerequisites: None
Note: Recommended for all Scouts
Additional material costs at the Trading Post (\$4-\$8 kit cost)

METALWORK



Times: 9:15 – 10:00
Location: Handicraft Chapel
Prerequisites: None
Note: Recommended for Scouts 13 years or older
Additional material costs at the Trading Post (\$15 kit cost)

TEXTILE



Times: 11:15 – 12:00
Location: Handicraft Chapel
Prerequisites: #2a
Note: Recommended for all Scouts

WOOD CARVING



Times: 10:15 – 11:00
Location: Handicraft Chapel
Prerequisites: Totin' Chip Card
Note: Recommended for 2nd year campers and older
Additional material costs at the Trading Post (\$3 kit cost)



MERIT BADGE INFO GUIDE

The following information suggests difficulty levels appropriate for a Scout's experience at camp. Prerequisites are requirements that cannot be met at camp. **Please see the Camp Workcoeman website for up-to-date prerequisite information.**
(E) Indicates an Eagle required merit badge.

STEM • **SCIENCE** • **TECHNOLOGY** • **ENGINEERING** • **MATH**

ASTRONOMY 	<p>Times: 9:15 – 10:00 AM, plus additional times for observations</p> <p>Location: STEM Explorations Center</p> <p>Prerequisites: None</p> <p>Note: Recommended for 3rd year campers or older. Please remember that Scouts must complete a three hour observation lasting from 9pm-12am on one night. Observations and other requirements also depend upon the weather.</p>
CHESS 	<p>Times: 9:15-10:00</p> <p>Location: STEM Explorations Center</p> <p>Prerequisites: None</p> <p>Note: Recommended for 2nd year campers and older.</p>
ELECTRICITY 	<p>Times: 11:15-12:00</p> <p>Location: STEM Explorations Center</p> <p>Prerequisites: #2 and #8</p> <p>Note: Recommended for all Scouts.</p>
MINING IN SOCIETY 	<p>Times: 10:15-11:00</p> <p>Location: STEM Explorations Center</p> <p>Prerequisites: None</p> <p>Note: Recommended for 3rd year campers or older.</p>
ROBOTICS 	<p>Times: 11:15-12:00</p> <p>Location: STEM Explorations Center</p> <p>Prerequisites: None</p> <p>Note: Recommended for Scouts age 13 or older. Class may also meet during Siesta to complete requirements.</p>
SPACE EXPLORATION 	<p>Times: 11:15-12:00</p> <p>Location: STEM Explorations Center</p> <p>Prerequisites: None</p> <p>Note: Recommended for 2nd year campers and older. Additional material costs at the Trading Post (\$11 kit cost)</p>



ACHIEVEMENT AWARDS & RECOGNITION

<p>BSA LIFEGUARD</p> 	<p>This aquatics certification is available to both Scouts and Scouters. Candidates must spend all three morning merit badge sessions and additional time in the afternoon. CPR certification is required, and it is recommended to come to camp with this requirement completed. Participants must be at least 15 years old per BSA requirement and have strong swimming ability and watercraft proficiency. Scouts taking BSA Lifeguard should have already earned Lifesaving Merit Badge. Participants are required to attend all three merit badge times (9:15 - 12:00)</p>
<p>MILE SWIM BSA</p> 	<p>Designed to teach Scouts and Scouters about the endurance and training necessary to swim long distances, the Mile Swim award can be completed during your week at camp. Scouts and Scouters are encouraged to follow the Mile Swim build up standards available around the rim of your buddy tag, working up to the completion of a full mile by weeks end. Qualifications and actual times for practice and instruction will be announced at camp.</p>
<p>POLAR BEAR SWIMMER</p> 	<p>Imagine waking from a restful night's sleep to "plunge" into beautiful West Hill Pond before reveille. Your troop is welcome every morning to do just that! You'll be surprised how many other Scouts and leaders will be there too! You'll receive a special Polar Bear patch if you attend 4 out of 5 days during the week!</p>
<p>PAUL BUNYAN WOODSMAN AWARD</p> 	<p>This award recognizes advanced axemanship and is offered by the Scoutcraft staff by appointment. A minimum 2 hour commitment is required for this award in addition to troop instructional time. Contact axmen in the Scoutcraft area to arrange a time.</p>
<p>IRON MAN CHALLENGE</p> 	<p>A great test of a Scout's strength and endurance is the Iron Man Challenge. Scouts must swim 1 mile, run 2 miles, and canoe 2 miles. The tests are conducted at various times during the week and a special patch is awarded at the Friday Court of Honor to all "Iron Men!"</p>
<p>BSA STAND UP PADDLEBOARDING</p> 	<p>The BSA Stand Up Paddleboarding Award introduces Scouts to the basics of stand up paddleboarding on calm water including skills, equipment, self rescue and safety precautions. This award also encourages Scouts to develop paddling skills that promote fitness and safe aquatics recreation. Offered during Siesta.</p>
<p>SNORKELING BSA</p> 	<p>Snorkeling BSA is intended to introduce Scouts and Scouters to the special skills, equipment, and safety precautions associated with snorkeling, which encouraged the development of aquatics skills that promote fitness and recreation, providing a foundation for those who thrive to participate in more advanced underwater activity. Qualifications and actual times for practice and instruction will be announced at camp.</p>



THE TENDERFOOT'S COMPASS PROGRAM

INTRODUCING YOUNG SCOUTS TO WHAT SCOUTING IS ALL ABOUT



The Tenderfoot's Compass program is designed for first year and all young Scouts new to the summer camp experience. By participating in the program, Scouts are introduced to camping at Workcoeman, have the opportunity to learn cooperatively using the patrol method, learn about the history of Scouting and can even complete Swimming Merit Badge.

PROGRAM HIGHLIGHTS

- Patrol based activities
Show the Scouts what they have to look forward to in years ahead
- Cooperative patrol learning
Scouts develop and reinforce skills with their friends
- Scout skills instruction
Learn how to be a true Boy Scout
- Swimming Merit Badge
Multiple counselors providing individualized instruction
- Rank requirements
Skill development so Scouts can work towards Tenderfoot, 2nd Class and 1st Class ranks
- Scouts will complete a 5 mile hike
Thursday from 10:00 a.m. - 2:00 p.m.



Scouts spending their week in Tenderfoot's Compass will meet for all three periods of the morning merit badge sessions. The program is divided into three portions:

- 9:15 – 10:00 – Scouts learn about camp and essential skills necessary for rank advancement
- 10:15 – 11:00 – Scouts meet in the program area for skill instruction and patrol competition
- 11:15 – 12:00 – Participants meet at the waterfront for Swimming Merit Badge – this swimming class is only open to Scouts in the Tenderfoot's Compass Program

The patrol method is an integral component of Scouting. During the week, Scouts will be learning and practicing skills within patrols composed of Scouts of their own and other troops. The teamwork and cooperative spirit will be an experience that Scouts can bring back to their own troops.



All Scouts participating in the Tenderfoot's Compass Program will receive a special patch!

***Enroll your new Scouts into Tenderfoot's Compass.
It will be an adventure that defines their Scouting
experience for years!***



PROGRAM AREA HIGHLIGHTS



WATERFRONT... The waterfront at Camp Workcoeman is the finest in the council! It has all the facilities for the best aquatic programs. The camp's fleet of boats and canoes includes many varieties of sail boats for beginners and experts. West Hill Pond is also a great place to try your hand at sailing and kayaking. The swimming opportunities are superb, offering a world of water fun and knowledge always under the utmost safety. Mile Swim, Snorkeling BSA, and Lifeguard BSA are among the special awards instructed by our trained aquatics staff.

ECOLOGY/CONSERVATION... Camp Workcoeman is the location of the Henry Griffin Nature Lodge. It is the center of the outdoor laboratory for all of its programs, an excellent demonstration area and example of wilderness management. Many displays and activities let Scouts experience the need for nature and conservation. Come see all of the live exhibits in the Nature Lodge.



SHOOTING AND FIELD SPORTS... This is the camp's center for fitness development. Activities are inter-troop, patrol and individually centered. Our basketball court is a real hit. Rifle shooting, shotgun shooting and archery are always popular activities. Muzzle loading rifle shooting is a great part of the Shawtown Wilderness Trek for older Scouts.

SCOUTCRAFT... The Sturge Shields Scoutcraft area offers patrols and troops a wide variety of outdoor activities. These programs encourage self-reliance and foster an appreciation of the environment, all while having fun. Many of these activities include demonstrations that show Scouts the techniques of camping, ranging from basic cooking to advanced survival. The Scoutcraft Staff offers training for both youth leaders and Scouters, with a special emphasis on Leave No Trace. Most Scoutcraft activities occur at the Sturge Shields Campcraft Area located at the beginning of the Red Trail; however, many activities can be conducted in your campsite.



HANDICRAFT... The Handicraft Area offers a choice of formal or informal programs for those Scouts who would like to try their hand at a specific craft. The Trading Post carries a large variety of craft supplies in addition to materials on hand in the Handicraft Pavilion. You are always welcome to bring your own supplies and finished work to show others.

CLIMBING AND RAPPELLING... This new 4 sided, 32' tall rock climbing tower is for Scouts who want to test their strength and ability to conquer the various new slopes and obstacles that makes this an extreme challenge. "The Wall" is located at the Activities Field where Scouts are shown the proper use of technical climbing equipment including climbing harnesses, ropes and belay devices.





TROOP ACTIVITY SUGGESTIONS

The following is a list of fun program activities that your troop can consider when planning your afternoon and evening camp program. They are listed by program and are simply a list of suggestions. Please don't hesitate to ask for any assistance with any other programs not listed here.

WATERFRONT

Farmington River Tubing (out of camp)
Swimming Instruction
Water Trampoline
Fishing Trip Around the Lake
"THE MAT"
Water Polo Watermelon Polo
Funyaking Troop Swim
Water Basketball Troop Sailing
Troop Canoeing Team Canoe Hike
Paddleboarding

SHOOTING SPORTS

Rifle Shoot
Shotgun Shoot
BSA Pistol Shooting Program
(must meet eligibility requirements)
Target Archery

FIELD SPORTS

Basketball Volleyball
Soccer Softball
Whiffle Ball KanJam
Ultimate Frisbee Quidditch
Capture the Flag Gaga Dodge Ball
9-Square in the Air

CLIMBING & RAPPELLING

Troop Climb
Initiative Games
Flying Squirrel

HANDICRAFT

(may require items available at the Trading Post)

Woodcarving & Whittling
Leatherworking
Troop Plaque Painting
Neckerchief Slides
Scout Staves
Duct Tape Crafts

ECOLOGY/CONSERVATION

Underwater Nature Hike
Edible Plant Hike & Bite
Nature Trail Hike Troop Fishing
Star Gazing Nature Games
Conservation Project



SCOUTCRAFT COOKING

Backpacking Meals
Box Oven Basics
Camp Stove Baking
Dutch Oven Essentials
Fundamentals of Foil
Iron Chef Challenge
Kabobery
Menu Planning
Pocket Knife Cookery
Stove Safety
Wok Cookery

FIRECRAFT

Advanced Fire Starting
Campfire Basics
Primitive Fire Starting

HIKING AND BACKPACKING

Five Mile Hike
Overlook Hike
Water Treatment on the Trail

NAVIGATION

Compass Challenge
Cross-Country Orienteering Course
First Class Orienteering Course
GeoScouting
Map Reading
Navigation Without a Map or Compass
Trail Briefing

ROPEWORK


Advanced Pioneering
Basic Knots
Monkey's Fist
Rope Making
Rudiments of Splicing
Turks Head Kerchief Slides

ADDITIONAL PROGRAMS

Campsite Selection
Leave No Trace orientation
Survival Techniques
Tomahawk Throw
Camp Sanitation
Packing a Backpack
Bear Briefing

STEM

Troop/Patrol Chess Tournament
Patrol Escape Room (Patrol of Scouts age 15+)
Drone Piloting (Scouts age 14+)
Essentials of Cell Phone Photography



Many Scoutcraft activities can be conducted in your troop's site. Arrangements for this can be made with the Scoutcraft Director.



COPE • CHALLENGING OUTDOOR PERSONAL EXPERIENCE

COPE is a national program of the Boy Scouts of America which stands for “Challenging Outdoor Personal Experience”.

The program consists of initiative games, trust events and low and high challenge course events. There are activities that challenge the entire group of participants, while others develop individual skills and agility. Participants climb, swing, balance, jump, rappel and devise solutions to a variety of problems. Most participants achieve much more than they imagined they could.

As a non-competitive program, COPE permits every participant to achieve their personal best!

Group activities are ideal for enhancing the leadership and teamwork within Scout units.



COPE EMPHASIZES EIGHT MAJOR GOALS:

- Communication
- Teamwork
- Decision Making
- Trust
- Planning
- Problem Solving
- Leadership
- Self-Esteem

COPE SCHEDULE

Monday thru Thursday from 2:00-4:00 pm.

Participants must be 13 years of age. It is highly recommended that participants be in a leadership position within their individual units.

Program Outline:

Monday :: Participants will take part in a series of initiative games that will challenge communication and develop teamwork and trust within the group.

Tuesday and Wednesday :: Low-course elements - Participants will be challenged to work as a team to solve problems, effectively communicate and practice effective leadership.

Thursday :: High-course elements - Participants will travel to Camp Mattatuck to challenge themselves and the team on the high COPE elements.





WEEKLY CONTESTS

CAMP WORKCOEMAN FISHING DERBY :: Each week a camp wide fishing derby will be held. Scouts should have their fish measured at the waterfront. We encourage catch and release. The Scout that catches the biggest fish will be presented a prize.

SHOOTING TOURNAMENTS :: Archery and rifle shooting tournaments are scheduled for all camp "Sharp Shooters". Events will be held Friday during the Camp Wide activities session.

SCAVENGER HUNT :: You never know what you can find at Camp Workcoeman! The hunt runs all week and is coordinated by the Nature Lodge. A special ribbon is presented to the winner.



WORKCOEMAN WATER CARNIVAL NEW FOR 2018

Friday afternoons on beautiful West Hill Pond will be a variety of troop and patrol competitions. From a Water Polo tournament to canoe races and other events, Scouts will have the opportunity to work together as troops and patrols to compete with others and winners being recognized. Event details and official rules will be distributed ahead of time for Scouts to prepare.



BECOME A WORKCOEMAN CLASS "A" TROOP

This is a weeklong opportunity for all troops to work toward earning Class "A" status. Being recognized as a Workcoeman Class "A" Troop is a mark of full participation in nearly all camp programs from those listed below. All troops completing the requirements will earn this distinction and will be listed on a special "Class A Honor Board". Troops will also be recognized at the Court of Honor where they will receive a ribbon and plaque and each Scout receives a shoulder patch.

During the week, any troop that meets a minimum standard of points in various camp wide activities will have the distinction of being named a Camp Workcoeman Class "A" Troop.

Those camp wide activities are as follows:

- | | |
|--------------------------------------|---------------------------------|
| 1. Daily Campsite Visitation Results | 5. Camp Wide Game |
| 2. Flag Ceremony Appearance | 6. Program Area Challenges |
| 3. Veteran Camper Awards | 7. Patrol Competition |
| 4. Nature Scavenger Hunt | 8. Religious Service Attendance |



ORDER OF THE ARROW

OA members are encouraged to bring their sashes with them to camp and wear them on OA day. An OA service project will be conducted and all members are asked to participate. This can be used for credit on the Veteran Camper Award. Brotherhood Ceremonies will also be conducted some weeks for those Ordeal members wishing to advance their OA membership. A special crackerbarrel is planned for Order of the Arrow members on Tuesday at 9:00 PM in the campfire circle. This is a great time to share lodge and chapter customs or otherwise socialize with OA members.





2018 CAMP THEME

Aloha from Camp Workcoeman!

Break out the Hawaiian Shirts! This year come celebrate the summer with an adventure in the islands as Workcoeman hosts a week long Hawaiian Luau. Your week at camp will be a memorable experience of palm trees, grass skirts, and island games.

The spirit of the islands will come alive with skits and activities throughout the week. Your Scouts will be challenged and their skills put to the test with a variety of trials and tasks that tie in Polynesian cultures with Scouting fundamentals.



Your troop can further participate by decorating your campsite with Hawaiian props, shirts, grass skirts, and anything else to welcome the spirit of the islands at Workcoeman. It'll be a Luau your Scouts won't want to miss!

Mahalo and Aloha from Workcoeman!



2018 THEME DAYS

This is a fun way to enhance your week at camp. Come to morning colors dressed up for the day! An entirely frivolous way to have some fun and bond with your fellow Scouts. Participation is always optional and does not impact Spirit Stick or Class "A" points.

Troop Shirt Monday – Start the week showing off your troop pride. Wear what you've got to show what sets your troop or patrol aside from everyone else.

Color Wars Tuesday – As a troop, pick a color and have everyone dress head-to-toe. See if your troop can outdo the others.

Waikiki Wednesday – Wear your Hawaiian gear and get ready for the Wednesday night Luau!

Crazy Hat Day Thursday – Let go of your inhibitions as anything that fits on your head counts as a hat. Let's see who comes up with the wildest head gear in camp!


Workcoeman Shirt Friday – What better way to show you've had a great time at camp during the week than wearing a camp t-shirt!



SPECIAL PROGRAMS AND EVENTS

"THE SPIRIT STICK"

The Spirit Stick is awarded every evening to the troop that shows the most spirit in camp. Winners of the Spirit Stick earn a right and a responsibility for the troop. The "right" is to be the first troop dismissed out of the dining hall after meals. The "responsibility" is that the troop must affix a small totem to the Spirit Stick which indicates they earned the stick for the day.



SHAWTOWN OUTPOST TREK

This trek for veteran Scouts offers boys a chance to experience Camp Workcoeman's frontiersman past. Scouts will trek out of camp after lunch, fire muzzle-loading rifles and spend the afternoon and night hiking the trails of camp, throwing tomahawks, trail cooking, and learning Shawtown folklore. Scouts will hike back in time for Polar Bear Swim the next morning. This program is an excellent opportunity for Scouts to learn advanced

DISCOVER SCUBA

Every Wednesday PADI certified instructors from Enfield SCUBA will come to camp and offer a full Discover Scuba course. The weekly experience is open to Scouts age 13 and over. Adult leaders are also welcome to participate. This program requires an extra fee of \$50 per-participant and there is a minimum of four participants required to run the program. Registration with the Program Director prior to your week at camp is requested to reserve your spot. This makes a great activity for an older boy patrol!



FARMINGTON RIVER TUBING

Your troop can arrange for a tubing trip down the Farmington River through Satan's Kingdom; a great way to spend a hot summer afternoon! Reservations must be made two weeks in advance by contacting the Program Director. Transportation to and from the river is up to the troop. An additional fee and a completed parental permission form is required for all youth participants. This form can be obtained by going to the following web site - www.farmingtonrivertubing.com. As this is considered an individual troop activity, a Tour Permit must be submitted. This can be done at the Camp Office.

FARMINGTON RIVER KAYAK TRIP

This trip on the Farmington River is a fun activity, especially for those working on Kayaking BSA. It's a great way to use your kayaking skills. Scouts must be 13 years old and a blue tag swimmer. Scouts depart Thursday after lunch and return prior to dinner.



CAMP WIDE GAMES

Wednesday evenings from 7:00-9:00 pm are set for inter-troop patrol competition. Each program area will host an activity to challenge your Scouts to work together as well as compete against the rest of the camp. The winner will be recognized at Friday's Court of Honor.

BUCKSKIN TOMAHAWK THROW

Located in the Sturge Shields Campcraft Area, this fun activity tests your ability to learn a special buckskin skill. This activity is offered by the Scoutcraft Staff during troop activity periods and during the 4 o'clock free period.





THIS PAGE "FOR LEADERS ONLY"

"LOU'S LOUNGE"

This is a special place for leaders to enjoy a break from all of the action. It is located in the conference room area below the dining hall. Leaders are also welcome to relax and put your feet up or just use the rest rooms. Occasionally a "snoring contest" occurs! This special place is off limits to Scouts.

WIFI INTERNET SERVICE is available as a courtesy for all leaders. The signal is available anywhere around the parade ground area. "Leaders Only!" Please request the password at the camp office.



LEADER'S ROUNDTABLES

Held twice during the week, at 8:00 PM on Monday night in the downstairs dining hall conference room and Thursday at 10:30 AM at a location to be announced. This open forum is an opportunity for troop leaders and key staff to gather and answer questions, solve problems and discuss concerns, as well as share your suggestions and camping experiences. As always, the Commissioner Staff is available to assist with anything during the week.

ACTIVITIES & AWARDS FOR LEADERS

Scoutmasters should have fun too!

CAMP WORKCOEMAN RUSTY MAN

A great opportunity for leaders who would like to earn the **Iron Man Award** but can't because time has begun to make the iron "rust." This event is designed especially for them. The leaders must complete a 1/2 mile run, 1/4 mile swim and a 1/2 mile canoe to be dubbed a "**Camp Workcoeman Rusty Man.**"

SCOUTMASTER SHOOT-OFF / CORN HOLE COMPETITION

These events are held during the Friday open programming time. Leaders can demonstrate their ability in a rifle and archery shoot-off competition. Another leader event offered at this time is a Corn Hole tournament. Special presentations will be made during the Friday evening Court of Honor.

CAST IRON CHEF

Try your hand at this Scoutmaster Dessert Cook-off! This competition is held on Wednesday during the campsite dinner program. Your dish will be judged on creativity, taste and originality by a panel of staff dessert experts! The winning dish will be announced at the Friday Court of Honor with the winning chef receiving a special prize.

SCOUTMASTER MERIT BADGE

Any leader can earn the Scoutmaster Merit Badge patch by completing the following requirements:

- Assist with 3 free swims throughout the week
- Participate in 3 polar bear swims as a swimmer or lifeguard
- Help out in a program area at least 2 days
- Participate in one of two Scoutmaster competitions:
the Scoutmaster Shoot-off or the Scoutmaster Horseshoe Competition
- Explain in 50 word or less what "Scout Spirit" means to you
- Read Grace at 1 meal



If you have previously earned the SM Merit Badge patch, you can complete additional requirements for additional years.



SCOUT LEADER TRAINING

A series of leader training opportunities will again be offered this summer. We invite any of your troop leaders who are in camp to attend these sessions as well. Pocket certificates will be presented to all that complete these sessions.

BSA AQUATIC SUPERVISOR



SWIMMING & WATER RESCUE

This national program provides leaders with information and in-the-water skills to prevent, recognize and respond to swimming emergencies during unit swimming activities. This training will replace Safe Swim Defense as the certification required on the Unit Tour Permit. Participants must be at least 16 years old and must be a blue swimmer. **Daily at 11:15 a.m.**

PADDLE CRAFT SAFETY

This is the companion course that expands on Safety Afloat training to include the basic skills and knowledge needed for a unit leader to supervise most float trips using canoes. This training will replace Safety Afloat as the certification required on the Unit Tour Permit. Development of personal canoeing skills is emphasized. Those taking the course must be 16 years old and be able to pass the BSA Swimmer test. **Daily at 3:15 p.m.**

TREK SAFELY



The Trek Safely Program is a BSA course conceived to help youth leaders and Scouters plan and carry out a safe trekking experience for the members of their troop. The course does not teach specific skills like backpacking or caving, but rather instructs participants in planning and contingency preparation. **This training can be arranged by request in the Sturge Shields Campcraft Area.**

"LEAVE NO TRACE" OUTDOOR ETHICS



The Leave No Trace program instills in Scouts and Scouters an outdoor ethic that encourages responsible use of the outdoors, an ethic that reaches to the core mission of the Boy Scouts of America. Camp Workcoeman offers both BSA Leave No Trace 101 and BSA Outdoor Ethics Orientation. These programs are best for individual patrols or a Patrol Leaders' Council, but we can tailor a program to suit specific goal or groups of varying experience, ranging from a single activity session to a Leave No Trace Overnight. **This training can be arranged by request in the Sturge Shields Campcraft Area.**

IOLS



INTRODUCTION TO OUTDOOR LEADER SKILLS

This time intensive training provides Scouters with the basic camping abilities needed to manage a boy-led program. Interested participants must register in advance with the program director at tleisten@campworkcoeman.org. A minimum number of participants is necessary for the course to be offered. Registration intent must be received three weeks in advance in order to arrange for staff.

Interested participants MUST register IN ADVANCE with the program director. A minimum number of participants is necessary for the course to be conducted.



Veteran Camper Award

- *Each Scout is responsible for securing staff signatures
- *Completed forms due to the camp office by 5 pm, Friday



Scout's Name: _____ Troop: _____ Campsite: _____

*See Program Director for acceptable substitutions

1 st Week – Hiker	
Complete at least 10 requirements for TF, 2 nd , or 1 st Class ranks	Troop Leader: _____
Classify as a red tag swimmer	Aquatics Staff: _____
Complete 1-hour in camp service/conservation projects	Project Leader: _____
Be an active member of your troop and patrol	Senior Patrol Leader: _____

2 nd Week – Camper	
Complete at least 20 requirements for TF, 2 nd , or 1 st Class ranks	Troop Leader: _____
Classify as a blue tag swimmer	Aquatics Staff: _____
Complete 2 additional hours of in camp service/conservation projects beyond 1 st week requirements	Project Leader: _____
Earn 1 Handicraft merit badge	Troop Leader: _____

3 rd Week – Pioneer	
Complete the First Class rank	Troop Leader: _____
Earn Swimming and 1 Handicraft merit badge beyond 2 nd week requirements	Troop Leader: _____
Complete 2 additional hours of in camp service/conservation projects beyond 2 nd week requirements	Project Leader: _____
Hold a troop leadership position during camp	Senior Patrol Leader: _____

4 th Week – Frontiersman	
Earn Camping and one additional Scoutcraft merit badge	Troop Leader: _____
Earn Environmental Science and one additional Nature merit badge	Troop Leader: _____
Complete 3 additional hours of in camp service/conservation projects beyond 3 rd week requirements	Project Leader: _____
Participate in an older Scout camp program (Discover SCUBA, Shawtown Trek, Pistol Shooting, Kayak Trip)*	Program Leader: _____

5 th Week – Workcoeman Chief	
Complete the Star Scout Rank	Troop Leader: _____
Assist staff with instruction for 5 merit badge sessions	Staff Instructor: _____
Participate in one camp training program (COPE, Lifeguard BSA, CIT Week)*	Course Instructor: _____
Lead Grace before a meal in the Dining Hall	Dining Manager: _____
Mystery task – See the Program Director early in the week	Program Director: _____

6 th Week – Workcoeman Legacy	
Only for those Scouts that have truly stood the test of time. See the Program Director for details!	
Scouts that successfully complete the program receive a personalized framed certificate recognizing their achievements.	

Workcoeman Scout Reservation



Boy Scouts of America



Program Schedule

All Periods 45 min	Sunday	Monday	Tuesday	Wednesday	Thursday	Friday	Saturday	Set Times
9:15	Time Off For Staff	7:00 AM Religious Service Merit Badge Instruction 7:00 AM Religious Service					Continental Breakfast	Reveille Morning Colors Breakfast Lunch Dinner Walters:
10:15	Staff Meeting 12:00	Scoutmaster Roundtable Merit Badge Instruction					Campsite Clean-up	7:45, 12:15 and 5:45
11:15	Merit Badge Instruction						Departure	Campsite Clean-up Siesta
2:15	Check-In: Health Check Swim Test							COPE Mon.-Thur. 2:00-4:00
3:15	SM Meeting 4:00 (in the Dining Hall)					6:00 Family Bar-B-Que		4:00 Daily General Swim & Boating Open Rifle & Archery Shoot Tomahawk Throw Open Climbing Wall (Mon & Wed only)
7:00	Camp Orientation MB Sign-up				Campwide Activities Night	Campwide Campfire & Court of Honor		Flag Retreat Taps
8:00	Opening Campfire	Scoutmaster Roundtable						5:45 9:30



Weekly Program & Training Schedule

Use this as a guide to develop your troop's week at camp.

All Periods 45 min		Sunday	Monday	Tuesday	Wednesday	Thursday	Friday	Saturday	Set Times									
9:15	Time Off For Staff	Religious Service 7:00 AM	Religious Service 7:00 AM	Religious Service 7:00 AM	Religious Service 7:00 AM	Religious Service 7:00 AM	Campwide Campfire & Court of Honor	Continental Breakfast	Reveille Morning Colors Breakfast Lunch Dinner Walters: 7:15 7:45 8:00 12:30 6:00 7:45, 12:15 and 5:45									
10:15										Merit Badge Instruction	Merit Badge Instruction	Merit Badge Instruction	Merit Badge Instruction	Merit Badge Instruction	Merit Badge Instruction	Merit Badge Instruction	Merit Badge Instruction	
11:15																		Merit Badge Instruction
2:15	Check-In: Health Check Swim Test	Troop Photos begin at noon	Siesta: Iron Man Canoe	Departing After Lunch Farmington River Kayak Trip	Siesta: Sailing Regata Intro Pistol Shoot 1:30-3:00	SM Corn Hole Tournament Tomahawk Tournament Open Program 2:15-5:00 Intro Pistol Shoot 1:30-3:00 6:00 Family Bar-B-Que	Departure	Campsite Clean-up	Campsite Clean-up 8:30									
										3:15 Paddle Craft Safety Daily	10:00 – 2:00 Five Mile Hike	Siesta: Iron Man Canoe	Departing After Lunch Farmington River Kayak Trip	Siesta: Sailing Regata Intro Pistol Shoot 1:30-3:00	SM Corn Hole Tournament Tomahawk Tournament Open Program 2:15-5:00 Intro Pistol Shoot 1:30-3:00 6:00 Family Bar-B-Que	Departure	Campsite Clean-up	Campsite Clean-up 8:30
Camp Orientation MB Sign-up	Pistol Shooting Orientation 7:00-9:00	Siesta: Iron Man Canoe	Departing After Lunch Farmington River Kayak Trip	Siesta: Sailing Regata Intro Pistol Shoot 1:30-3:00	SM Corn Hole Tournament Tomahawk Tournament Open Program 2:15-5:00 Intro Pistol Shoot 1:30-3:00 6:00 Family Bar-B-Que	Departure	Campsite Clean-up	Campsite Clean-up 8:30										
									Camp Orientation MB Sign-up	Pistol Shooting Orientation 7:00-9:00	Siesta: Iron Man Canoe	Departing After Lunch Farmington River Kayak Trip	Siesta: Sailing Regata Intro Pistol Shoot 1:30-3:00	SM Corn Hole Tournament Tomahawk Tournament Open Program 2:15-5:00 Intro Pistol Shoot 1:30-3:00 6:00 Family Bar-B-Que	Departure	Campsite Clean-up	Campsite Clean-up 8:30	
Camp Orientation MB Sign-up	Pistol Shooting Orientation 7:00-9:00	Siesta: Iron Man Canoe	Departing After Lunch Farmington River Kayak Trip	Siesta: Sailing Regata Intro Pistol Shoot 1:30-3:00	SM Corn Hole Tournament Tomahawk Tournament Open Program 2:15-5:00 Intro Pistol Shoot 1:30-3:00 6:00 Family Bar-B-Que	Departure	Campsite Clean-up	Campsite Clean-up 8:30										
									Camp Orientation MB Sign-up	Pistol Shooting Orientation 7:00-9:00	Siesta: Iron Man Canoe	Departing After Lunch Farmington River Kayak Trip	Siesta: Sailing Regata Intro Pistol Shoot 1:30-3:00	SM Corn Hole Tournament Tomahawk Tournament Open Program 2:15-5:00 Intro Pistol Shoot 1:30-3:00 6:00 Family Bar-B-Que	Departure	Campsite Clean-up	Campsite Clean-up 8:30	
Camp Orientation MB Sign-up	Pistol Shooting Orientation 7:00-9:00	Siesta: Iron Man Canoe	Departing After Lunch Farmington River Kayak Trip	Siesta: Sailing Regata Intro Pistol Shoot 1:30-3:00	SM Corn Hole Tournament Tomahawk Tournament Open Program 2:15-5:00 Intro Pistol Shoot 1:30-3:00 6:00 Family Bar-B-Que	Departure	Campsite Clean-up	Campsite Clean-up 8:30										
									Camp Orientation MB Sign-up	Pistol Shooting Orientation 7:00-9:00	Siesta: Iron Man Canoe	Departing After Lunch Farmington River Kayak Trip	Siesta: Sailing Regata Intro Pistol Shoot 1:30-3:00	SM Corn Hole Tournament Tomahawk Tournament Open Program 2:15-5:00 Intro Pistol Shoot 1:30-3:00 6:00 Family Bar-B-Que	Departure	Campsite Clean-up	Campsite Clean-up 8:30	
Camp Orientation MB Sign-up	Pistol Shooting Orientation 7:00-9:00	Siesta: Iron Man Canoe	Departing After Lunch Farmington River Kayak Trip	Siesta: Sailing Regata Intro Pistol Shoot 1:30-3:00	SM Corn Hole Tournament Tomahawk Tournament Open Program 2:15-5:00 Intro Pistol Shoot 1:30-3:00 6:00 Family Bar-B-Que	Departure	Campsite Clean-up	Campsite Clean-up 8:30										
									Camp Orientation MB Sign-up	Pistol Shooting Orientation 7:00-9:00	Siesta: Iron Man Canoe	Departing After Lunch Farmington River Kayak Trip	Siesta: Sailing Regata Intro Pistol Shoot 1:30-3:00	SM Corn Hole Tournament Tomahawk Tournament Open Program 2:15-5:00 Intro Pistol Shoot 1:30-3:00 6:00 Family Bar-B-Que	Departure	Campsite Clean-up	Campsite Clean-up 8:30	
Camp Orientation MB Sign-up	Pistol Shooting Orientation 7:00-9:00	Siesta: Iron Man Canoe	Departing After Lunch Farmington River Kayak Trip	Siesta: Sailing Regata Intro Pistol Shoot 1:30-3:00	SM Corn Hole Tournament Tomahawk Tournament Open Program 2:15-5:00 Intro Pistol Shoot 1:30-3:00 6:00 Family Bar-B-Que	Departure	Campsite Clean-up	Campsite Clean-up 8:30										
									Camp Orientation MB Sign-up	Pistol Shooting Orientation 7:00-9:00	Siesta: Iron Man Canoe	Departing After Lunch Farmington River Kayak Trip	Siesta: Sailing Regata Intro Pistol Shoot 1:30-3:00	SM Corn Hole Tournament Tomahawk Tournament Open Program 2:15-5:00 Intro Pistol Shoot 1:30-3:00 6:00 Family Bar-B-Que	Departure	Campsite Clean-up	Campsite Clean-up 8:30	
Camp Orientation MB Sign-up	Pistol Shooting Orientation 7:00-9:00	Siesta: Iron Man Canoe	Departing After Lunch Farmington River Kayak Trip	Siesta: Sailing Regata Intro Pistol Shoot 1:30-3:00	SM Corn Hole Tournament Tomahawk Tournament Open Program 2:15-5:00 Intro Pistol Shoot 1:30-3:00 6:00 Family Bar-B-Que	Departure	Campsite Clean-up	Campsite Clean-up 8:30										
									Camp Orientation MB Sign-up	Pistol Shooting Orientation 7:00-9:00	Siesta: Iron Man Canoe	Departing After Lunch Farmington River Kayak Trip	Siesta: Sailing Regata Intro Pistol Shoot 1:30-3:00	SM Corn Hole Tournament Tomahawk Tournament Open Program 2:15-5:00 Intro Pistol Shoot 1:30-3:00 6:00 Family Bar-B-Que	Departure	Campsite Clean-up	Campsite Clean-up 8:30	
Camp Orientation MB Sign-up	Pistol Shooting Orientation 7:00-9:00	Siesta: Iron Man Canoe	Departing After Lunch Farmington River Kayak Trip	Siesta: Sailing Regata Intro Pistol Shoot 1:30-3:00	SM Corn Hole Tournament Tomahawk Tournament Open Program 2:15-5:00 Intro Pistol Shoot 1:30-3:00 6:00 Family Bar-B-Que	Departure	Campsite Clean-up	Campsite Clean-up 8:30										
									Camp Orientation MB Sign-up	Pistol Shooting Orientation 7:00-9:00	Siesta: Iron Man Canoe	Departing After Lunch Farmington River Kayak Trip	Siesta: Sailing Regata Intro Pistol Shoot 1:30-3:00	SM Corn Hole Tournament Tomahawk Tournament Open Program 2:15-5:00 Intro Pistol Shoot 1:30-3:00 6:00 Family Bar-B-Que	Departure	Campsite Clean-up	Campsite Clean-up 8:30	
Camp Orientation MB Sign-up	Pistol Shooting Orientation 7:00-9:00	Siesta: Iron Man Canoe	Departing After Lunch Farmington River Kayak Trip	Siesta: Sailing Regata Intro Pistol Shoot 1:30-3:00	SM Corn Hole Tournament Tomahawk Tournament Open Program 2:15-5:00 Intro Pistol Shoot 1:30-3:00 6:00 Family Bar-B-Que	Departure	Campsite Clean-up	Campsite Clean-up 8:30										
									Camp Orientation MB Sign-up	Pistol Shooting Orientation 7:00-9:00	Siesta: Iron Man Canoe	Departing After Lunch Farmington River Kayak Trip	Siesta: Sailing Regata Intro Pistol Shoot 1:30-3:00	SM Corn Hole Tournament Tomahawk Tournament Open Program 2:15-5:00 Intro Pistol Shoot 1:30-3:00 6:00 Family Bar-B-Que	Departure	Campsite Clean-up	Campsite Clean-up 8:30	
Camp Orientation MB Sign-up	Pistol Shooting Orientation 7:00-9:00	Siesta: Iron Man Canoe	Departing After Lunch Farmington River Kayak Trip	Siesta: Sailing Regata Intro Pistol Shoot 1:30-3:00	SM Corn Hole Tournament Tomahawk Tournament Open Program 2:15-5:00 Intro Pistol Shoot 1:30-3:00 6:00 Family Bar-B-Que	Departure	Campsite Clean-up	Campsite Clean-up 8:30										
									Camp Orientation MB Sign-up	Pistol Shooting Orientation 7:00-9:00	Siesta: Iron Man Canoe	Departing After Lunch Farmington River Kayak Trip	Siesta: Sailing Regata Intro Pistol Shoot 1:30-3:00	SM Corn Hole Tournament Tomahawk Tournament Open Program 2:15-5:00 Intro Pistol Shoot 1:30-3:00 6:00 Family Bar-B-Que	Departure	Campsite Clean-up	Campsite Clean-up 8:30	
Camp Orientation MB Sign-up	Pistol Shooting Orientation 7:00-9:00	Siesta: Iron Man Canoe	Departing After Lunch Farmington River Kayak Trip	Siesta: Sailing Regata Intro Pistol Shoot 1:30-3:00	SM Corn Hole Tournament Tomahawk Tournament Open Program 2:15-5:00 Intro Pistol Shoot 1:30-3:00 6:00 Family Bar-B-Que	Departure	Campsite Clean-up	Campsite Clean-up 8:30										
									Camp Orientation MB Sign-up	Pistol Shooting Orientation 7:00-9:00	Siesta: Iron Man Canoe	Departing After Lunch Farmington River Kayak Trip	Siesta: Sailing Regata Intro Pistol Shoot 1:30-3:00	SM Corn Hole Tournament Tomahawk Tournament Open Program 2:15-5:00 Intro Pistol Shoot 1:30-3:00 6:00 Family Bar-B-Que	Departure	Campsite Clean-up	Campsite Clean-up 8:30	
Camp Orientation MB Sign-up	Pistol Shooting Orientation 7:00-9:00	Siesta: Iron Man Canoe	Departing After Lunch Farmington River Kayak Trip	Siesta: Sailing Regata Intro Pistol Shoot 1:30-3:00	SM Corn Hole Tournament Tomahawk Tournament Open Program 2:15-5:00 Intro Pistol Shoot 1:30-3:00 6:00 Family Bar-B-Que	Departure	Campsite Clean-up	Campsite Clean-up 8:30										
									Camp Orientation MB Sign-up	Pistol Shooting Orientation 7:00-9:00	Siesta: Iron Man Canoe	Departing After Lunch Farmington River Kayak Trip	Siesta: Sailing Regata Intro Pistol Shoot 1:30-3:00	SM Corn Hole Tournament Tomahawk Tournament Open Program 2:15-5:00 Intro Pistol Shoot 1:30-3:00 6:00 Family Bar-B-Que	Departure	Campsite Clean-up	Campsite Clean-up 8:30	
Camp Orientation MB Sign-up	Pistol Shooting Orientation 7:00-9:00	Siesta: Iron Man Canoe	Departing After Lunch Farmington River Kayak Trip	Siesta: Sailing Regata Intro Pistol Shoot 1:30-3:00	SM Corn Hole Tournament Tomahawk Tournament Open Program 2:15-5:00 Intro Pistol Shoot 1:30-3:00 6:00 Family Bar-B-Que	Departure	Campsite Clean-up	Campsite Clean-up 8:30										
									Camp Orientation MB Sign-up	Pistol Shooting Orientation 7:00-9:00	Siesta: Iron Man Canoe	Departing After Lunch Farmington River Kayak Trip	Siesta: Sailing Regata Intro Pistol Shoot 1:30-3:00	SM Corn Hole Tournament Tomahawk Tournament Open Program 2:15-5:00 Intro Pistol Shoot 1:30-3:00 6:00 Family Bar-B-Que	Departure	Campsite Clean-up	Campsite Clean-up 8:30	
Camp Orientation MB Sign-up	Pistol Shooting Orientation 7:00-9:00	Siesta: Iron Man Canoe	Departing After Lunch Farmington River Kayak Trip	Siesta: Sailing Regata Intro Pistol Shoot 1:30-3:00	SM Corn Hole Tournament Tomahawk Tournament Open Program 2:15-5:00 Intro Pistol Shoot 1:30-3:00 6:00 Family Bar-B-Que	Departure	Campsite Clean-up	Campsite Clean-up 8:30										
									Camp Orientation MB Sign-up	Pistol Shooting Orientation 7:00-9:00	Siesta: Iron Man Canoe	Departing After Lunch Farmington River Kayak Trip	Siesta: Sailing Regata Intro Pistol Shoot 1:30-3:00	SM Corn Hole Tournament Tomahawk Tournament Open Program 2:15-5:00 Intro Pistol Shoot 1:30-3:00 6:00 Family Bar-B-Que	Departure	Campsite Clean-up	Campsite Clean-up 8:30	
Camp Orientation MB Sign-up	Pistol Shooting Orientation 7:00-9:00	Siesta: Iron Man Canoe	Departing After Lunch Farmington River Kayak Trip	Siesta: Sailing Regata Intro Pistol Shoot 1:30-3:00	SM Corn Hole Tournament Tomahawk Tournament Open Program 2:15-5:00 Intro Pistol Shoot 1:30-3:00 6:00 Family Bar-B-Que	Departure	Campsite Clean-up	Campsite Clean-up 8:30										
									Camp Orientation MB Sign-up	Pistol Shooting Orientation 7:00-9:00	Siesta: Iron Man Canoe	Departing After Lunch Farmington River Kayak Trip	Siesta: Sailing Regata Intro Pistol Shoot 1:30-3:00	SM Corn Hole Tournament Tomahawk Tournament Open Program 2:15-5:00 Intro Pistol Shoot 1:30-3:00 6:00 Family Bar-B-Que	Departure	Campsite Clean-up	Campsite Clean-up 8:30	
Camp Orientation MB Sign-up	Pistol Shooting Orientation 7:00-9:00	Siesta: Iron Man Canoe	Departing After Lunch Farmington River Kayak Trip	Siesta: Sailing Regata Intro Pistol Shoot 1:30-3:00	SM Corn Hole Tournament Tomahawk Tournament Open Program 2:15-5:00 Intro Pistol Shoot 1:30-3:00 6:00 Family Bar-B-Que	Departure	Campsite Clean-up	Campsite Clean-up 8:30										
									Camp Orientation MB Sign-up	Pistol Shooting Orientation 7:00-9:00	Siesta: Iron Man Canoe	Departing After Lunch Farmington River Kayak Trip	Siesta: Sailing Regata Intro Pistol Shoot 1:30-3:00	SM Corn Hole Tournament Tomahawk Tournament Open Program 2:15-5:00 Intro Pistol Shoot 1:30-3:00 6:00 Family Bar-B-Que	Departure	Campsite Clean-up	Campsite Clean-up 8:30	
Camp Orientation MB Sign-up	Pistol Shooting Orientation 7:00-9:00	Siesta: Iron Man Canoe	Departing After Lunch Farmington River Kayak Trip	Siesta: Sailing Regata Intro Pistol Shoot 1:30-3:00	SM Corn Hole Tournament Tomahawk Tournament Open Program 2:15-5:00 Intro Pistol Shoot 1:30-3:00 6:00 Family Bar-B-Que	Departure	Campsite Clean-up	Campsite Clean-up 8:30										
									Camp Orientation MB Sign-up	Pistol Shooting Orientation 7:00-9:00	Siesta: Iron Man Canoe	Departing After Lunch Farmington River Kayak Trip	Siesta: Sailing Regata Intro Pistol Shoot 1:30-3:00	SM Corn Hole Tournament Tomahawk Tournament Open Program 2:15-5:00 Intro Pistol Shoot 1:30-3:00 6:00 Family Bar-B-Que	Departure	Campsite Clean-up	Campsite Clean-up 8:30	
Camp Orientation MB Sign-up	Pistol Shooting Orientation 7:00-9:00	Siesta: Iron Man Canoe	Departing After Lunch Farmington River Kayak Trip	Siesta: Sailing Regata Intro Pistol Shoot 1:30-3:00	SM Corn Hole Tournament Tomahawk Tournament Open Program 2:15-5:00 Intro Pistol Shoot 1:30-3:00 6:00 Family Bar-B-Que	Departure	Campsite Clean-up	Campsite Clean-up 8:30										
									Camp Orientation MB Sign-up	Pistol Shooting Orientation 7:00-9:00	Siesta: Iron Man Canoe	Departing After Lunch Farmington River Kayak Trip	Siesta: Sailing Regata Intro Pistol Shoot 1:30-3:00	SM Corn Hole Tournament Tomahawk Tournament Open Program 2:15-5:00 Intro Pistol Shoot 1:30-3:00 6:00 Family Bar-B-Que	Departure	Campsite Clean-up	Campsite Clean-up 8:30	
Camp Orientation MB Sign-up	Pistol Shooting Orientation 7:00-9:00	Siesta: Iron Man Canoe	Departing After Lunch Farmington River Kayak Trip	Siesta: Sailing Regata Intro Pistol Shoot 1:30-3:00	SM Corn Hole Tournament Tomahawk Tournament Open Program 2:15-5:00 Intro Pistol Shoot 1:30-3:00 6:00 Family Bar-B-Que	Departure	Campsite Clean-up	Campsite Clean-up 8:30										
									Camp Orientation MB Sign-up	Pistol Shooting Orientation 7:00-9:00	Siesta: Iron Man Canoe	Departing After Lunch Farmington River Kayak Trip	Siesta: Sailing Regata Intro Pistol Shoot 1:30-3:00	SM Corn Hole Tournament Tomahawk Tournament Open Program 2:15-5:00 Intro Pistol Shoot 1:30-3:00 6:00 Family Bar-B-Que	Departure	Campsite Clean-up	Campsite Clean-up 8:30	
Camp Orientation MB Sign-up	Pistol Shooting Orientation 7:00-9:00	Siesta: Iron Man Canoe	Departing After Lunch Farmington River Kayak Trip	Siesta: Sailing Regata Intro Pistol Shoot 1:30-3:00	SM Corn Hole Tournament Tomahawk Tournament Open Program 2:15-5:00 Intro Pistol Shoot 1:30-3:00 6:00 Family Bar-B-Que	Departure	Campsite Clean-up	Campsite Clean-up 8:30										
									Camp Orientation MB Sign-up	Pistol Shooting Orientation 7:00-9:00	Siesta: Iron Man Canoe	Departing After Lunch Farmington River Kayak Trip	Siesta: Sailing Regata Intro Pistol Shoot 1:30-3:00	SM Corn Hole Tournament Tomahawk Tournament Open Program 2:15-5:00 Intro Pistol Shoot 1:30-3:00 6:00 Family Bar-B-Que	Departure	Campsite Clean-up	Campsite Clean-up 8:30	
Camp Orientation MB Sign-up	Pistol Shooting Orientation 7:00-9:00	Siesta: Iron Man Canoe	Departing After Lunch Farmington River Kayak Trip	Siesta: Sailing Regata Intro Pistol Shoot 1:30-3:00	SM Corn Hole Tournament Tomahawk Tournament Open Program 2:15-5:00 Intro Pistol Shoot 1:30-3:00 6:00 Family Bar-B-Que	Departure	Campsite Clean-up	Campsite Clean-up 8:30										
									Camp Orientation MB Sign-up	Pistol Shooting Orientation 7:00-9:00	Siesta: Iron Man Canoe	Departing After Lunch Farmington River Kayak Trip	Siesta: Sailing Regata Intro Pistol Shoot 1:30-3:00	SM Corn Hole Tournament Tomahawk Tournament Open Program 2:15-5:00 Intro Pistol Shoot 1:30-3:00 6:00 Family Bar-B-Que	Departure	Campsite Clean-up	Campsite Clean-up 8:30	
Camp Orientation MB Sign-up	Pistol Shooting Orientation 7:00-9:00	Siesta: Iron Man Canoe	Departing After Lunch Farmington River Kayak Trip	Siesta: Sailing Regata Intro Pistol Shoot 1:30-3:00	SM Corn Hole Tournament Tomahawk Tournament Open Program 2:15-5:00 Intro Pistol Shoot 1:30-3:00 6:00 Family Bar-B-Que	Departure	Campsite Clean-up	Campsite Clean-up 8:30										
									Camp Orientation MB Sign-up	Pistol Shooting Orientation 7:00-9:00	Siesta: Iron Man Canoe	Departing After Lunch Farmington River Kayak Trip	Siesta: Sailing Regata Intro Pistol Shoot 1:30-3:00	SM Corn Hole Tournament Tomahawk Tournament Open Program 2:15-5:00 Intro Pistol Shoot 1:30-3:00 6:00 Family Bar-B-Que	Departure	Campsite Clean-up	Campsite Clean-up 8:30	
Camp Orientation MB Sign-up	Pistol Shooting Orientation 7:00-9:00	Siesta: Iron Man Canoe	Departing After Lunch Farmington River Kayak Trip	Siesta: Sailing Regata Intro Pistol Shoot 1:30-3:00	SM Corn Hole Tournament Tomahawk Tournament Open Program 2:15-5:00 Intro Pistol Shoot 1:30-3:00 6:00 Family Bar-B-Que	Departure	Campsite Clean-up	Campsite Clean-up 8:30										
									Camp Orientation MB Sign-up	Pistol Shooting Orientation 7:00-9:00	Siesta: Iron Man Canoe	Departing After Lunch Farmington River Kayak Trip	Siesta: Sailing Regata Intro Pistol Shoot 1:30-3:00	SM Corn Hole Tournament Tomahawk Tournament Open Program 2:15-5:00 Intro Pistol Shoot 1:30-3:00 6:00 Family Bar-B-Que	Departure	Campsite Clean-up	Campsite Clean-up 8:30	
Camp Orientation MB Sign-up	Pistol Shooting Orientation 7:00-9:00	Siesta: Iron Man Canoe	Departing After Lunch Farmington River Kayak Trip	Siesta: Sailing Regata Intro Pistol Shoot 1:30-3:00	SM Corn Hole Tournament Tomahawk Tournament Open Program 2:15-5:00 Intro Pistol Shoot 1:30-3:00 6:00 Family Bar-B-Que	Departure	Campsite Clean-up	Campsite Clean-up 8:30										
									Camp Orientation MB Sign-up	Pistol Shooting Orientation 7:00-9:00	Siesta: Iron Man Canoe	Departing After Lunch Farmington River Kayak Trip	Siesta: Sailing Regata Intro Pistol Shoot 1:30-3:00	SM Corn Hole Tournament Tomahawk Tournament Open Program 2:15-5:00 Intro Pistol Shoot 1:30-3:00 6:00 Family Bar-B-Que	Departure	Campsite Clean-up	Campsite Clean-up 8:30	
Camp Orientation MB Sign-up	Pistol Shooting Orientation 7:00-9:00	Siesta: Iron Man Canoe	Departing After Lunch Farmington River Kayak Trip	Siesta: Sailing Regata Intro Pistol Shoot 1:30-3:00	SM Corn Hole Tournament Tomahawk Tournament Open Program 2:15-5:00 Intro Pistol Shoot 1:30-3:00 6:00 Family Bar-B-Que	Departure	Campsite Clean-up	Campsite Clean-up 8:30										
									Camp Orientation MB Sign-up	Pistol Shooting Orientation 7:00-9:00	Siesta: Iron Man Canoe	Departing After Lunch Farmington River Kayak Trip	Siesta: Sailing Regata Intro Pistol Shoot 1:30-3:00	SM Corn Hole Tournament Tomahawk Tournament Open Program 2:15-5:00 Intro Pistol Shoot 1:30-3:00 6:00 Family Bar-B-Que	Departure	Campsite Clean		



CAMP FORMS



- **SUMMER CAMP PREP FORM**
- **BAR-B-QUE SIGN-UP FORM**
- **PICTURE & NAME BADGE ORDER FORM**
 - **MEDICAL FORM**
- **MEDICATION ADMINISTRATION FORM**
- **MEDICAL SCREENING QUESTIONNAIRE**
- **OFF CAMP ACTIVITY PERMISSION FORM**
- **PISTOL PROGRAM PARTICIPANT FORM**
 - **CAMPER RELEASE FORM**
 - **SCOUTER RESOURCE FORM**
- **MERIT BADGE PARTICIPATION FORMS**

Summer Camp Prep Form

Use this form to prepare for your week at summer



Send the following items at least 3 weeks prior to your week of camp.

- Medical Forms - and related Medication Authorization Forms
(Send copies of Medical Forms as they are not returned)
- Troop Activity Sign-up Form
- Troop Roster
- Adult Resource Form
- Troop Leader Name Tag Order Form
- Special Activity Form

Additional items requiring payment at camp:

Friday Bar-B-Que # of Youth age 10 and under _____ x \$5.00 = _____

 # of Adults _____ x \$8.00 = _____

Troop Photographs # of Photos _____ x \$10.00 = _____

We strongly suggest that you bring at least 3 troop checks to cover the costs at camp.

Contact Information

Camp Workcoeman

169 Camp Workcoeman Road

New Hartford, CT 06057

Office-860-379-2207

Fax- 860-379-1311

For information regarding

Camp Administration, Programs, Schedules contact:

Lou Seiser, Camp Director

860-806-0751

lseiser@campworkcoeman.org

Connecticut Rivers Council, BSA

60 Darlin Street

East Hartford, CT 06128

For information regarding
payments & reservations contact:

Kelly Dolnack, Executive Secretary

860-913-2752

kelly.dolnack@scouting.org

Jim Waters, Support Services Director

860-913-2750

jwaters@bsaemail.org

Camp Workcoeman Bar-B-Que Sign-up Sheet

Troop # _____ Campsite _____ Camp Leader _____

_____ Scouts & Leaders attending (no Charge)

_____ Family members 11 years and older @ \$8.00 each \$ _____

_____ Family members 10 years and younger @ \$5.00 each \$ _____

_____ Total Attending Bar-B-Que
Total \$ _____

Please make all checks payable to CT RIVERS COUNCIL

Please have all Bar-B-Que reservations submitted into the camp office by noon Tuesday. Tickets will be issued for all Scouts, Leaders and Guests Friday Morning. Be sure that the number attending above is accurate.

Cash Check Received by _____

This part returned to Troop Leader

Troop # _____ Campsite _____

Camp leader _____

_____ Scouts & Leaders attending (no charge)

_____ Family members 11 years and older @ \$8.00 each \$ _____

_____ Family members 10 years and younger @ \$5.00 each \$ _____

_____ Total Attending Bar-B-Que
Total \$ _____

Cash Check Received by _____

Camp Workcoeman Troop Picture Order Form

Leader Name _____ Week _____ Unit _____

Address _____ Telephone (____) _____

City/Town _____ State _____ Zip _____ Date _____

() Initial Order

() Additional Order

	Print All Information Name	#	Amount Paid		Name	#	Amount Paid		Name	#	Amount Paid
1.				13.				25.			
2.				14.				26.			
3.				15.				27.			
4.				16.				28.			
5.				17.				29.			
6.				18.				30.			
7.				19.				31.			
8.				20.				32.			
9.				21.				33.			
10.				22.				34.			
11.				23.				Total Photographs Ordered _____			
12.				24.				Total Amount Paid _____			

Make checks payable to C.R.C

Camp Workcoeman Troop Leader Name Badge Order Form

Leader Name _____ Week _____ Unit _____

Address _____ Telephone (____) _____

City/Town _____ State _____ Zip _____ Date _____

	Print All Information Name
1.	
2.	
3.	
4.	
5.	
6.	
7.	
8.	
9.	
10.	
11.	
12.	

Order name badges for your troop's summer camp leaders.
Clearly print names in the space to the left.

Send this form with payment 3 weeks prior to your week of camp and the name badges will be there when you arrive.

Badge Price: \$5.00 ea.



Camp Workcoeman
Summer Camp Troop Leader

Your Name Here

Total Name Badges Ordered _____ x \$5.00 = _____

Send this form and payment to:
Camp Workcoeman Trading Post
169 Camp Workcoeman Road
New Hartford, CT 06057
Make checks payable to C.R.C

Part A: Informed Consent, Release Agreement, and Authorization

Full name: _____

DOB: _____

High-adventure base participants:

Expedition/crew No.: _____

or staff position: _____

Informed Consent, Release Agreement, and Authorization

I understand that participation in Scouting activities involves the risk of personal injury, including death, due to the physical, mental, and emotional challenges in the activities offered. Information about those activities may be obtained from the venue, activity coordinators, or your local council. I also understand that participation in these activities is entirely voluntary and requires participants to follow instructions and abide by all applicable rules and the standards of conduct.

In case of an emergency involving me or my child, I understand that efforts will be made to contact the individual listed as the emergency contact person by the medical provider and/or adult leader. In the event that this person cannot be reached, permission is hereby given to the medical provider selected by the adult leader in charge to secure proper treatment, including hospitalization, anesthesia, surgery, or injections of medication for me or my child. Medical providers are authorized to disclose protected health information to the adult in charge, camp medical staff, camp management, and/or any physician or health-care provider involved in providing medical care to the participant. Protected Health Information/Confidential Health Information (PHI/CHI) under the Standards for Privacy of Individually Identifiable Health Information, 45 C.F.R. §§160.103, 164.501, etc. seq., as amended from time to time, includes examination findings, test results, and treatment provided for purposes of medical evaluation of the participant, follow-up and communication with the participant's parents or guardian, and/or determination of the participant's ability to continue in the program activities.

(If applicable) I have carefully considered the risk involved and hereby give my informed consent for my child to participate in all activities offered in the program. I further authorize the sharing of the information on this form with any BSA volunteers or professionals who need to know of medical conditions that may require special consideration in conducting Scouting activities.

With appreciation of the dangers and risks associated with programs and activities, on my own behalf and/or on behalf of my child, I hereby fully and completely release and waive any and all claims for personal injury, death, or loss that may arise against the Boy Scouts of America, the local council, the activity coordinators, and all employees, volunteers, related parties, or other organizations associated with any program or activity.

I also hereby assign and grant to the local council and the Boy Scouts of America, as well as their authorized representatives, the right and permission to use and publish the photographs/film/videotapes/electronic representations and/or sound recordings made of me or my child at all Scouting activities, and I hereby release the Boy Scouts of America, the local council, the activity coordinators, and all employees, volunteers, related parties, or other organizations associated with the activity from any and all liability from such use and publication. I further authorize the reproduction, sale, copyright, exhibit, broadcast, electronic storage, and/or distribution of said photographs/film/videotapes/electronic representations and/or sound recordings without limitation at the discretion of the BSA, and I specifically waive any right to any compensation I may have for any of the foregoing.



NOTE: Due to the nature of programs and activities, the Boy Scouts of America and local councils cannot continually monitor compliance of program participants or any limitations imposed upon them by parents or medical providers. However, so that leaders can be as familiar as possible with any limitations, list any restrictions imposed on a child participant in connection with programs or activities below.



List participant restrictions, if any: _____

☐ None

I understand that, if any information I/we have provided is found to be inaccurate, it may limit and/or eliminate the opportunity for participation in any event or activity. If I am participating at Philmont, Philmont Training Center, Northern Tier, Florida Sea Base, or the Summit Bechtel Reserve, I have also read and understand the supplemental risk advisories, including height and weight requirements and restrictions, and understand that the participant will not be allowed to participate in applicable high-adventure programs if those requirements are not met. The participant has permission to engage in all high-adventure activities described, except as specifically noted by me or the health-care provider. If the participant is under the age of 18, a parent or guardian's signature is required.

Participant's signature: _____ Date: _____

Parent/guardian signature for youth: _____ Date: _____

(If participant is under the age of 18)

Second parent/guardian signature for youth: _____ Date: _____

(If required; for example, California)

Complete this section for youth participants only:

Adults Authorized to Take to and From Events:

You must designate at least one adult. Please include a telephone number.

Name: _____

Telephone: _____

Name: _____

Telephone: _____

Adults NOT Authorized to Take Youth To and From Events:

Name: _____

Telephone: _____

Name: _____

Telephone: _____



Prepared. For Life.®

680-001
2014 Printing

Part B: General Information/Health History

B

Full name: _____

DOB: _____

High-adventure base participants:

Expedition/crew No.: _____

or staff position: _____

Age: _____ Gender: _____ Height (inches): _____ Weight (lbs.): _____

Address: _____

City: _____ State: _____ ZIP code: _____ Telephone: _____

Unit leader: _____ Mobile phone: _____

Council Name/No.: _____ Unit No.: _____

Health/Accident Insurance Company: _____ Policy No.: _____



Please attach a photocopy of both sides of the insurance card. If you do not have medical insurance, enter "none" above.



In case of emergency, notify the person below:

Name: _____ Relationship: _____

Address: _____ Home phone: _____ Other phone: _____

Alternate contact name: _____ Alternate's phone: _____

Health History

Do you currently have or have you ever been treated for any of the following?

Yes	No	Condition	Explain
<input type="checkbox"/>	<input type="checkbox"/>	Diabetes	Last HbA1c percentage and date:
<input type="checkbox"/>	<input type="checkbox"/>	Hypertension (high blood pressure)	
<input type="checkbox"/>	<input type="checkbox"/>	Adult or congenital heart disease/heart attack/chest pain (angina)/heart murmur/coronary artery disease. Any heart surgery or procedure. Explain all "yes" answers.	
<input type="checkbox"/>	<input type="checkbox"/>	Family history of heart disease or any sudden heart-related death of a family member before age 50.	
<input type="checkbox"/>	<input type="checkbox"/>	Stroke/TIA	
<input type="checkbox"/>	<input type="checkbox"/>	Asthma	Last attack date:
<input type="checkbox"/>	<input type="checkbox"/>	Lung/respiratory disease	
<input type="checkbox"/>	<input type="checkbox"/>	COPD	
<input type="checkbox"/>	<input type="checkbox"/>	Ear/eyes/nose/sinus problems	
<input type="checkbox"/>	<input type="checkbox"/>	Muscular/skeletal condition/muscle or bone issues	
<input type="checkbox"/>	<input type="checkbox"/>	Head injury/concussion	
<input type="checkbox"/>	<input type="checkbox"/>	Altitude sickness	
<input type="checkbox"/>	<input type="checkbox"/>	Psychiatric/psychological or emotional difficulties	
<input type="checkbox"/>	<input type="checkbox"/>	Behavioral/neurological disorders	
<input type="checkbox"/>	<input type="checkbox"/>	Blood disorders/sickle cell disease	
<input type="checkbox"/>	<input type="checkbox"/>	Fainting spells and dizziness	
<input type="checkbox"/>	<input type="checkbox"/>	Kidney disease	
<input type="checkbox"/>	<input type="checkbox"/>	Seizures	Last seizure date:
<input type="checkbox"/>	<input type="checkbox"/>	Abdominal/stomach/digestive problems	
<input type="checkbox"/>	<input type="checkbox"/>	Thyroid disease	
<input type="checkbox"/>	<input type="checkbox"/>	Excessive fatigue	
<input type="checkbox"/>	<input type="checkbox"/>	Obstructive sleep apnea/sleep disorders	CPAP: Yes <input type="checkbox"/> No <input type="checkbox"/>
<input type="checkbox"/>	<input type="checkbox"/>	List all surgeries and hospitalizations	Last surgery date:
<input type="checkbox"/>	<input type="checkbox"/>	List any other medical conditions not covered above	



Prepared. For Life.®

680-001
2014 Printing

Part B: General Information/Health History

Full name: _____

DOB: _____

High-adventure base participants:

Expedition/crew No.: _____

or staff position: _____

Allergies/Medications

Are you allergic to or do you have any adverse reaction to any of the following?

Yes	No	Allergies or Reactions	Explain	Yes	No	Allergies or Reactions	Explain
<input type="checkbox"/>	<input type="checkbox"/>	Medication		<input type="checkbox"/>	<input type="checkbox"/>	Plants	
<input type="checkbox"/>	<input type="checkbox"/>	Food		<input type="checkbox"/>	<input type="checkbox"/>	Insect bites/stings	

List all medications currently used, including any over-the-counter medications.

☐ CHECK HERE IF NO MEDICATIONS ARE ROUTINELY TAKEN.

☐ IF ADDITIONAL SPACE IS NEEDED, PLEASE INDICATE ON A SEPARATE SHEET AND ATTACH.

Medication	Dose	Frequency	Reason

☐ YES ☐ NO Non-prescription medication administration is authorized with these exceptions: _____

Administration of the above medications is approved for youth by:

_____/_____

Parent/guardian signature

MD/DO, NP, or PA signature (if your state requires signature)



Bring enough medications in sufficient quantities and in the original containers. Make sure that they are NOT expired, including inhalers and EpiPens. You SHOULD NOT STOP taking any maintenance medication unless instructed to do so by your doctor.



Immunization

The following immunizations are recommended by the BSA. Tetanus immunization is required and must have been received within the last 10 years. If you had the disease, check the disease column and list the date. If immunized, check yes and provide the year received.

Yes	No	Had Disease	Immunization	Date(s)
<input type="checkbox"/>	<input type="checkbox"/>	<input type="checkbox"/>	Tetanus	
<input type="checkbox"/>	<input type="checkbox"/>	<input type="checkbox"/>	Pertussis	
<input type="checkbox"/>	<input type="checkbox"/>	<input type="checkbox"/>	Diphtheria	
<input type="checkbox"/>	<input type="checkbox"/>	<input type="checkbox"/>	Measles/mumps/rubella	
<input type="checkbox"/>	<input type="checkbox"/>	<input type="checkbox"/>	Polio	
<input type="checkbox"/>	<input type="checkbox"/>	<input type="checkbox"/>	Chicken Pox	
<input type="checkbox"/>	<input type="checkbox"/>	<input type="checkbox"/>	Hepatitis A	
<input type="checkbox"/>	<input type="checkbox"/>	<input type="checkbox"/>	Hepatitis B	
<input type="checkbox"/>	<input type="checkbox"/>	<input type="checkbox"/>	Meningitis	
<input type="checkbox"/>	<input type="checkbox"/>	<input type="checkbox"/>	Influenza	
<input type="checkbox"/>	<input type="checkbox"/>	<input type="checkbox"/>	Other (i.e., HIB)	
<input type="checkbox"/>	<input type="checkbox"/>	<input type="checkbox"/>	Exemption to immunizations (form required)	

Please list any additional information about your medical history:

DO NOT WRITE IN THIS BOX

Review for camp or special activity.

Reviewed by: _____

Date: _____

Further approval required: ☐ Yes ☐ No

Reason: _____

Approved by: _____

Date: _____



Prepared. For Life.®

680-001
2014 Printing

Part C: Pre-Participation Physical

This part must be completed by certified and licensed physicians (MD, DO), nurse practitioners, or physician assistants.

Full name: _____

DOB: _____

High-adventure base participants:

Expedition/crew No.: _____

or staff position: _____



You are being asked to certify that this individual has no contraindication for participation inside a Scouting experience. For individuals who will be attending a high-adventure program, including one of the national high-adventure bases, please refer to the supplemental information on the following pages or the form provided by your patient.



Examiner: Please fill in the following information:

	Yes	No	Explain
Medical restrictions to participate	<input type="checkbox"/>	<input type="checkbox"/>	

Yes	No	Allergies or Reactions	Explain	Yes	No	Allergies or Reactions	Explain
<input type="checkbox"/>	<input type="checkbox"/>	Medication		<input type="checkbox"/>	<input type="checkbox"/>	Plants	
<input type="checkbox"/>	<input type="checkbox"/>	Food		<input type="checkbox"/>	<input type="checkbox"/>	Insect bites/stings	

Height (inches): _____ Weight (lbs.): _____ BMI: _____ Blood Pressure: _____ / _____ Pulse: _____

	Normal	Abnormal	Explain Abnormalities
Eyes	<input type="checkbox"/>	<input type="checkbox"/>	
Ears/nose/throat	<input type="checkbox"/>	<input type="checkbox"/>	
Lungs	<input type="checkbox"/>	<input type="checkbox"/>	
Heart	<input type="checkbox"/>	<input type="checkbox"/>	
Abdomen	<input type="checkbox"/>	<input type="checkbox"/>	
Genitalia/hernia	<input type="checkbox"/>	<input type="checkbox"/>	
Musculoskeletal	<input type="checkbox"/>	<input type="checkbox"/>	
Neurological	<input type="checkbox"/>	<input type="checkbox"/>	
Other	<input type="checkbox"/>	<input type="checkbox"/>	

Examiner's Certification

I certify that I have reviewed the health history and examined this person and find no contraindications for participation in a Scouting experience. This participant (with noted restrictions):

True	False	Explain
<input type="checkbox"/>	<input type="checkbox"/>	Meets height/weight requirements.
<input type="checkbox"/>	<input type="checkbox"/>	Does not have uncontrolled heart disease, asthma, or hypertension.
<input type="checkbox"/>	<input type="checkbox"/>	Has not had an orthopedic injury, musculoskeletal problems, or orthopedic surgery in the last six months or possesses a letter of clearance from his or her orthopedic surgeon or treating physician.
<input type="checkbox"/>	<input type="checkbox"/>	Has no uncontrolled psychiatric disorders.
<input type="checkbox"/>	<input type="checkbox"/>	Has had no seizures in the last year.
<input type="checkbox"/>	<input type="checkbox"/>	Does not have poorly controlled diabetes.
<input type="checkbox"/>	<input type="checkbox"/>	If less than 18 years of age and planning to scuba dive, does not have diabetes, asthma, or seizures.
<input type="checkbox"/>	<input type="checkbox"/>	For high-adventure participants, I have reviewed with them the important supplemental risk advisory provided.

Examiner's Signature: _____ Date: _____

Provider printed name: _____

Address: _____

City: _____ State: _____ ZIP code: _____

Office phone: _____

Height/Weight Restrictions

If you exceed the maximum weight for height as explained in the following chart and your planned high-adventure activity will take you more than 30 minutes away from an emergency vehicle/accessible roadway, you may not be allowed to participate.

Maximum weight for height:

Height (inches)	Max. Weight	Height (inches)	Max. Weight	Height (inches)	Max. Weight	Height (inches)	Max. Weight
60	166	65	195	70	226	75	260
61	172	66	201	71	233	76	267
62	178	67	207	72	239	77	274
63	183	68	214	73	246	78	281
64	189	69	220	74	252	79 and over	295



Prepared. For Life.®

680-001
2014 Printing

Part D: Connecticut Rivers Council Addendum

Full Name: _____	Dates Attending: _____
Campsite: _____	Unit: _____
<input type="checkbox"/> Scout <input type="checkbox"/> Scouter <input type="checkbox"/> Staff	

This addendum to the Annual BSA Health and Medical Records is for youths and adults who are participating in a CRC camp program. This is required to meet Connecticut Department of Public Health requirements. Please read and sign the form at the bottom of the page.

If you disagree with any statements here, please cross out that section and initial it. Explain your wishes in the comment section, attaching an additional sheet if necessary.

- This medical form is correct so far as I know, and the person named in Part A has permission to **participate in all camp activities** except as noted on the form by me or by the doctor in Part C.
- I hereby request that the camp's Health Officer administer the **prescription and/or over-the-counter medication(s)** ordered by my child's doctor/dentist. I understand that I must supply the camp with the prescribed medication in the original container as dispensed and properly labeled by a doctor or a pharmacist and will provide no more than is appropriate for my child's camp stay. I understand that this medication will be destroyed if not picked up within one week after my child leaves camp.
- I also give permission for my child to **participate in trips** sponsored by the camp and approved by the adult/unit leader in charge. Examples of these trips are whitewater merit badge, orienteering merit badges, or trips for rock climbing or mountain biking.
- I give my permission for the Camp Health Officer to administer over-the-counter medications as directed for conditions as directed by the Camp Physician. Over-the-counter medications may include **WOUNDS:** Hydrogen Peroxide, Neosporin, Bacitracin **POISON IVY:** Tecnu, Benadryl cream **CANKER SORES:** Benzocaine cream **PAIN:** Tylenol, Ibuprofen **DYSMENORRHEA:** Ibuprofen **ABDOMINAL DISCOMFORT:** Tums, Maalox **HEADACHE:** Tylenol, Ibuprofen **HYPOGLYCEMIA:** Glucose Gel, Glucagon **ALLERGIC REACTION:** Benadryl or generic, Epipen **ATHLETE'S FOOT:** Tinactin **INSECT STING/BITE:** Benadryl Cream, Hydrocortisone cream, Caladryl or Calagel, Epipen **TICK BITES:** Alcohol or Hydrogen Peroxide **1st DEGREE BURNS:** Burn Jel, Aloe Spray **EMERGENCIES:** Oxygen. Generics may be substituted.

This section must be signed to indicate acceptance of conditions above.

Signature: _____
(Adults over 18 sign here. Parent/Guardian signs for camper.)

Date: _____

Name (print): _____

Relationship: _____

Comments:

Authorization for the Administration of Medication by School, Child Care, and Youth Camp Personnel

In Connecticut schools, licensed Child Care Centers and Group Care Homes, licensed Family Care Homes, and licensed Youth Camps administering medications to children shall comply with all requirements regarding the Administration of Medications described in the State Statutes and Regulations. Parents/guardians requesting medication administration to their child shall provide the program with appropriate written authorization(s) and the medication before any medications are administered. Medications must be in the original container and labeled with child's name, name of medication, directions for medication's administration, and date of the prescription.

Authorized Prescriber's Order (Physician, Dentist, Optometrist, Physician Assistant, Advanced Practice Registered Nurse or Podiatrist):

Name of Child/Student _____ Date of Birth ____/____/____ Today's Date ____/____/____

Address of Child/Student _____ Town _____

Medication Name/Generic Name of Drug _____ Controlled Drug? ☐ YES ☐ NO

Condition for which drug is being administered: _____

Specific Instructions for Medication Administration _____

Dosage _____ Method/Route _____

Time of Administration _____ If PRN, frequency _____

Medication shall be administered: Start Date: ____/____/____ End Date: ____/____/____

Relevant Side Effects of Medication _____ ☐ None Expected

Explain any allergies, reaction to/negative interaction with food or drugs _____

Plan of Management for Side Effects _____

Prescriber's Name/Title _____ Phone Number (____) _____

Prescriber's Address _____ Town _____

Prescriber's Signature _____ Date ____/____/____

School Nurse Signature (if applicable) _____

Parent/Guardian Authorization:

☐ I request that medication be administered to my child/student as described and directed above

☐ I hereby request that the above ordered medication be administered by school, child care and youth camp personnel and I give permission for the exchange of information between the prescriber and the school nurse, child care nurse or camp nurse necessary to ensure the safe administration of this medication. I understand that I must supply the school with no more than a three (3) month supply of medication (school only.)

☐ I have administered at least one dose of the medication with the exception of emergency medications to my child/student without adverse effects. (For child care only)

Parent/Guardian Signature _____ Relationship _____ Date ____/____/____

Parent /Guardian's Address _____ Town _____ State _____

Home Phone # (____) _____ - _____ Work Phone # (____) _____ - _____ Cell Phone # (____) _____ - _____

SELF ADMINISTRATION OF MEDICATION AUTHORIZATION/APPROVAL

Self-administration of medication may be authorized by the prescriber and parent/guardian and must be approved by the school nurse (if applicable) in accordance with board policy. In a school, inhalers for asthma and cartridge injectors for medically-diagnosed allergies, students may self-administer medication with only the written authorization of an authorized prescriber and written authorization from a student's parent or guardian or eligible student.

Prescriber's authorization for self-administration: ☐ YES ☐ NO _____
Signature _____ Date _____

Parent/Guardian authorization for self-administration: ☐ YES ☐ NO _____
Signature _____ Date _____

School nurse, if applicable, approval for self-administration: ☐ YES ☐ NO _____
Signature _____ Date _____

Today's Date _____ Printed Name of Individual Receiving Written Authorization and Medication _____

Title/Position _____ Signature (in ink or electronic) _____

Note: This form is in compliance with Section 10-212a, Section 19a-79-9a, 19a-87b-17 and 19-13-B27a(v.)

**FOOD ALLERGY TREATMENT PLAN AND PERMISSION
FOR THE ADMINISTRATION OF MEDICATIONS
BY CAMP PERSONNEL**

PATIENT'S NAME: _____ DATE OF BIRTH: _____

PATIENT'S ADDRESS: _____ TELEPHONE: _____

PHYSICIAN'S NAME: _____ PATIENT'S PCP: _____

PHYSICIAN'S ADDRESS: _____ TELEPHONE: _____

ASTHMA: ☐ YES ☐ NO

SPECIFIC FOOD ALLERGY: _____

IF PATIENT INGESTS OR THINKS HE/SHE HAS INGESTED THE ABOVE NAMED FOOD:

_____ Observe patient for symptoms of anaphylaxis ** x 2 hours

_____ Administer **adrenaline** before symptoms occur, IM _____ Epipen Jr. Adult

_____ Administer **adrenaline** if symptoms occur, IM _____ Epipen Jr. Adult

_____ Administer Benadryl _____ tsp. or Atarax _____ tsp. Swish & Swallow

_____ Administer _____

_____ Call 911, transport to ER if symptoms occur, for evaluation, treatment and observation x 4 hours

IF REACTION OCCURS,
PLEASE NOTIFY THIS OFFICE!

Physician's Signature

Today's Date

1. Is this a controlled drug? ☐ Yes ☐ No

2. Medication shall be administered from _____ to _____
(dates)

3. Relevant side effects, if any, to be observed: _____

4. Please allow child to self-administer medication. ☐ Yes ☐ No

****SYMPTOMS OF ANAPHYLAXIS**

Chest tightness, cough
Shortness of breath, wheezing
Tightness in throat, difficulty swallowing
Hoarseness
Swelling of lips, tongue, throat
Itchy mouth, itchy skin
Hives or swelling
Stomach cramps, vomiting or diarrhea

Signature _____ M.D.

- ☐ I HAVE RECEIVED, REVIEWED, AND UNDERSTAND THE ABOVE INFORMATION.
☐ MY CHILD **MAY** CARRY AND SELF-ADMINISTER THE PRESCRIBED MEDICATION.
☐ I AUTHORIZE CAMP STAFF TO CONTACT THE PRESCRIBING PHYSICIAN TO DISCUSS MY CHILD'S DIAGNOSIS, IF NEEDED.

Patient/Parent/Guardian Signature

MEDICAL SCREENING QUESTIONNAIRE

This form must be completed by a ALL Scouts and leaders on the day of arrival at camp. It is to comply with BSA National Camping Standards. Please have the forms completed and bring them with you at your designated check-in time with the Camp Nurse.

SCOUT'S NAME _____ TROOP _____ CAMPSITE _____

Please ask the scout named above the following questions. This must be done by someone 21 years or older. If any question is positive, briefly describe under the proper question.

- | | | |
|---|-----|----|
| 1. Any visit to a doctor or clinic since the last exam? | YES | NO |
| 2. Any recent illness, injury, rash, or allergic reaction? | YES | NO |
| 3. Any ongoing treatment or medication not handed into the nurse? | YES | NO |
| 4. Any medication taken 30 days prior to camp, that you are not on now? | YES | NO |
| 5. Do you feel fine and do they look fine at present? | YES | NO |

Adult Signature	Date	Print Name
-----------------	------	------------

MEDICAL SCREENING QUESTIONNAIRE

This form must be completed by a ALL Scouts and leaders on the day of arrival at camp. It is to comply with BSA National Camping Standards. Please have the forms completed and bring them with you at your designated check-in time with the Camp Nurse.

SCOUT'S NAME _____ TROOP _____ CAMPSITE _____

Please ask the scout named above the following questions. This must be done by someone 21 years or older. If any question is positive, briefly describe under the proper question.

- | | | |
|---|-----|----|
| 1. Any visit to a doctor or clinic since the last exam? | YES | NO |
| 2. Any recent illness, injury, rash, or allergic reaction? | YES | NO |
| 3. Any ongoing treatment or medication not handed into the nurse? | YES | NO |
| 4. Any medication taken 30 days prior to camp, that you are not on now? | YES | NO |
| 5. Do you feel fine and do they look fine at present? | YES | NO |

Adult Signature	Date	Print Name
-----------------	------	------------

Must be completed for River Kayaking trip and COPE

Camp Workcoeman Off-Camp Activity Permission Form

I _____, as Parent/Guardian of
Scout _____, give permission
to take part in the off-camp activity _____
sponsored by Camp Workcoeman (date)_____.

SIGNATURE

DATE

Must be completed for River Kayaking trip and COPE

Camp Workcoeman Off-Camp Activity Permission Form

I _____, as Parent/Guardian of
Scout _____, give permission
to take part in the off-camp activity _____
sponsored by Camp Workcoeman (date)_____.

SIGNATURE

DATE

Camp Workcoeman Scouting Pistol Safety and Marksmanship Program

Participation and Hold-Harmless Agreement

Camp Workcoeman (Connecticut Rivers Council) is conducting a Scouting Pistol Safety and Marksmanship program. Scouts will be instructed how to handle, maintain, and shoot a pistol safely and be provided instruction to increase their marksmanship skills. Scouts will have classroom instruction and range instruction in which they will fire a pistol under the supervision of a trained Range Safety Officer and NRA certified pistol instructor. Scouts will be required to wear eye protection and ear protection at all times while on the range. Scouts are expected to abide by all safety rules and the instructions of the Range Safety Officer(s) and pistol instructor(s).

I, the undersigned, give my child, _____, permission to participate in this program. I understand that participation in the activity involves a certain degree of risk. I have carefully considered the risk involved and have given consent for my child to participate in the activity. I understand that participation in the activity is entirely voluntary and requires participants to abide by the rules and standards of conduct. I release the Boy Scouts of America, the local council, the activity coordinators, and all employees, volunteers, related parties, or other organizations associated with the activity from any and all claims or liability arising out of this participation.

For safety, my child and I agree that he/she will do the following or he/she will be removed from the program. I understand that any additional cost associated with participation in this program will not be refunded if my child is removed due to behavioral problems.

1. Complete the FIRST Steps class taught at Camp Workcoeman.
2. Wear all safety gear at all times while on the range.
3. Follow all safety rules provided in the training class.
4. Follow the instructions of the Range Safety Officer(s) and pistol instructor(s).
5. Do not handle any pistols until instructed to do so by the pistol instructor(s).
6. Follow the instructions of the Range Safety Officer(s) at all times.
7. Is 14 years of age, or 13 and has completed the eighth grade, as of the start of the class and will be in full compliance with all local, state, and federal guidelines, including age restrictions and original equipment manufacturer standards.

Participant signature _____ Date: _____

Parent/guardian signature _____ Date: _____

Parent/guardian printed name _____

Home phone _____ Cell _____

***Parent/Guardian Authorization for
Camper Release/Departure from Camp Facilities***

All campers that must leave the camp property, to return at a later time or day, must have this form completed in advance by a parent or guardian. This notice must be submitted to the camp office at time of initial check-in at the camp.

This notice must include the following: day, date, and time of personal event, indicating nature of activity; anticipated required departure and return to the camp facility; name, relationship, phone number, and address of individual authorized to pick up and transport camper. **Positive ID will be required for the individual authorized to pick up and transport camper.**

Please complete the below requested information for the camper, answer all questions and affix parent or guardian signature as authorization.

Camper Name _____

Camp _____ Program _____ Unit# _____

is authorized to leave the scheduled camp to participate in the following personal activity event.

Activity/Event _____ Day _____ Date _____

Time of Departure _____ Time of Return _____

The following individuals are authorized to pick up my camper. (please include your own name.)

1. Name _____	Relationship _____
Address _____	City/Town/State _____

2. Name _____	Relationship _____
Address _____	City/Town/State _____

3. Name _____	Relationship _____
Address _____	City/Town/State _____

Parent/Guardian Signature _____ Date _____

Camp Workcoeman

Scouter Resource Form

Scouters are the most important people in camp because they have the skills and training that is needed in a camp setting. We would like all of the leaders staying in camp to fill out one of the resource questionnaires and return it before arriving at camp. We hope that you will spend some of your time assisting us in providing a wonderful camp program for all of the boys in camp.

Name: _____ Troop: _____

Week Attending Camp: _____ Campsite: _____

Please indicate the program area(s) that you would be willing to assist during the week you are in camp. (Please circle or highlight those you would like to assist in)

<i>Nature</i>	<i>Waterfront</i>	<i>Scoutcraft</i>	<i>Tenderfoot's Compass</i>	<i>Handicraft</i>
	<i>Rifle Range</i>	<i>Archery Range</i>	<i>Climbing</i>	<i>Sports</i>

Please indicate below those training opportunities you would like to attend during your week at camp. (Please circle or highlight)

<i>Aquatic Supervisor:</i>	<i>Water Rescue</i>	<i>Paddle Craft</i>
<i>Leave No Trace</i>	<i>Trek Safely</i>	<i>IOLS</i>

Would you like to attend one of our overnight or out-of-camp activities? (Please circle those you would like to attend)

<i>COPE (drivers needed)</i>	<i>Kayak Trip</i>
------------------------------	-------------------

Please list any merit badges that you would like to offer or assist with during your week at camp.

Is there any other way in which you would like to assist us while you are in camp?

Please return this form before your arrival at camp to:

Program Director
Camp Workcoeman
169 Camp Workcoeman Road
New Hartford, CT 06057

Scouts Name: _____ Troop: _____ Camping Session: 9:15 or 11:15 Week: _____



Camping Merit Badge

Please initial the requirements that you Scout has completed



- _____ Make a written plan for an overnight trek and show how to get to your camping spot using a topographical map and compass or a topographical map and a GPS receiver.
- _____ Present yourself to your Scoutmaster with your pack for inspection. Be correctly clothed and equipped for an overnight campout.
- _____ Prepare a camp menu. Explain how the menu would differ from a menu for a backpacking or float trip. Give recipes and make a food list for your patrol. Plan two breakfasts, three lunches, and two suppers. Discuss how to protect your food against bad weather, animals, and contamination.
- _____ Using the menu described above, cook at least one breakfast, one lunch, and one dinner for your patrol. At least one of these meals must be a trail meal requiring the use of a lightweight stove.
- _____ Camp a total of at least 20 days and 20 nights. Sleep each night under the sky or in a tent you have pitched. These 20 days and 20 nights must be at a designated Scouting activity or event. You may use a week of long-term camp toward this requirement. If the camp provides a tent that has already been pitched, you need not pitch your own tent.
- _____ One any of these above camping experiences, you must do two of the following, only with proper preparation and under qualified supervision:
 - _____ Hike up a mountain, gaining at least 1,000 vertical feet.
 - _____ Backpack, snowshoe, or cross-country ski for at least 4 miles.
 - _____ Take a bike trip of at least 15 miles or at least four hours.
 - _____ Take a nonmotorized trip on the water of at least four hours or 5 miles.
 - _____ Plan and carry out an overnight snow camping experience.
 - _____ Rappel down a rappel route of 40 feet or more.

Signature: _____

Date: _____

Name (please print): _____

Position: _____

Scouts Name: _____ Troop: _____ Week: _____



Cooking Merit Badge

Please initial the requirements that you Scout has completed



- _____ Using the MyPlate food guide, plan a menu for three full days of meals (three breakfasts, three lunches and three dinners) plus one dessert. Your menu should include enough to feed yourself and at least one adult, keeping in mind any special needs (such as food allergies) of those to be served. List the equipment and utensils needed to prepare and serve these meals. Then do the following.
 - _____ Create a shopping list for your meals showing the amount of food needed to prepare and serve each meal.
 - _____ Prepare and serve yourself an at least one adult, one breakfast, one lunch, one dinner and one dessert from the meals you planned using at least five of the following methods: baking, boiling, pan frying, simmering, steaming, microwaving and grilling.
 - _____ Time your cooking to have each meal ready to serve at the proper time.
 - _____ After each meal, ask a person you served to evaluate the meal on presentation and taste, then evaluate your own meal.
- _____ Using the MyPlate food guide, plan a menu for trail hiking or backpacking that includes one breakfast, one lunch, one dinner and one snack. These meals must not require refrigeration and are to be consumed by three to five people (including you). List the equipment and utensils needed to prepare and serve these meals. Then do the following:
 - _____ Create a shopping list for your meals showing the amount of food needed to prepare and serve each meal.
 - _____ While on a trail hike or backpacking trip, prepare and serve two meals and a snack from the menu that you planned. At least one of those meals must be cooked over an approved trail stove.
 - _____ For each meal prepared, use safe food handling practices. Explain how you kept foods safe and free from cross-contamination. Clean up equipment, utensils and the site thoroughly after each meal. Properly dispose of dishwater and pack out all garbage.
 - _____ After each meal, have those you served evaluate the meal on presentation and taste, then evaluate your own meal. Tell how better planning and preparation help ensure successful trail hiking or backpacking meals.

The meals prepared for Cooking merit badge can only count towards fulfilling these requirements and will not count toward rank advancement. Meals prepared for rank advancement cannot be used to complete Cooking merit badge. Please refer to Cooking Merit Badge book for more information.

Signature: _____

Date: _____

Name (please print): _____

Position: _____

Scouts Name: _____ Troop: _____ Week: _____



Emergency Preparedness Merit Badge



Please initial the requirements that you Scout has completed

- _____ Earn the First Aid merit badge.
- _____ Prepare a written plan for mobilizing your troop when needed to do emergency service. If there is already a plan, explain it. Tell your part in making it work.
- _____ Take part in at least one troop mobilization. Before the exercise, describe your part to your counselor. Afterward, conduct an "after-action" lesson, discussing what you learned during the exercise that required changes or adjustments to the plan.

Signature: _____






Date: _____

Name (please print): _____

Position: _____

Emergency Preparedness Merit Badge

In addition to the requirements listed above, scouts should complete the following and bring the materials to camp

-  Identify the government agencies and organizations that normally prepare for emergency situations and provide emergency services in your community
-  Find out who is your community's emergency management director and learn what this person does to prepare, respond to, recover from, mitigate and prevent emergency situations.
-  Use the information you gained from your local emergency management director to prepare a chart as described in Requirement 2.
-  Meet with your family and discuss how to prepare for the situations in your chart. With this in mind, work with your family to assemble an emergency/evacuation kit and develop a family plan as described in the Emergency Preparedness Merit Badge Pamphlet. Be prepared to discuss the outcomes of your family meeting at camp, and bring either your family's kit or photographs of it to camp.
-  Create a personal emergency service pack, as described in the Emergency Preparedness Merit Badge Pamphlet

Scouts Name: _____ Troop: _____ Personal Fitness Session: 10:15 or 11:15 Week: _____



Personal Fitness Merit Badge



Please initial the requirements that you Scout has completed

- _____ Have your health-care practitioner give you a physical examination, using the Scout medical examination form.
- _____ Have a dental examination. Get a statement saying that your teeth have been checked and cared for.
- _____ Complete the aerobic fitness, flexibility and muscular strength tests, along with the body composition evaluation as described in the Personal Fitness merit badge pamphlet. Record your results and identify those areas where you feel you need to improve.
- _____ Outline a comprehensive 12-week physical fitness program using the results of your fitness tests. Be sure your program incorporates the endurance, intensity and warm-up guidelines discussed in the Personal Fitness merit badge pamphlet. Before beginning your exercises, have the program approved by your counselor and parents.
- _____ Complete the physical fitness program you outlined in requirement 7. Keep a log of your fitness program activity (how long you exercised; how far you ran, swam or biked; how many exercise repetitions you completed; your exercise heart rate; etc.). Repeat the aerobic fitness, muscular strength and flexibility tests every two week and record your results. After the 12th week, repeat all of the required activities in each of the three test categories, record your results and show improvement in each one. For the body composition evaluation, compare and analyze your preprogram and post-program body composition measurements.

Signature: _____

Date: _____

Name (please print): _____

Position: _____