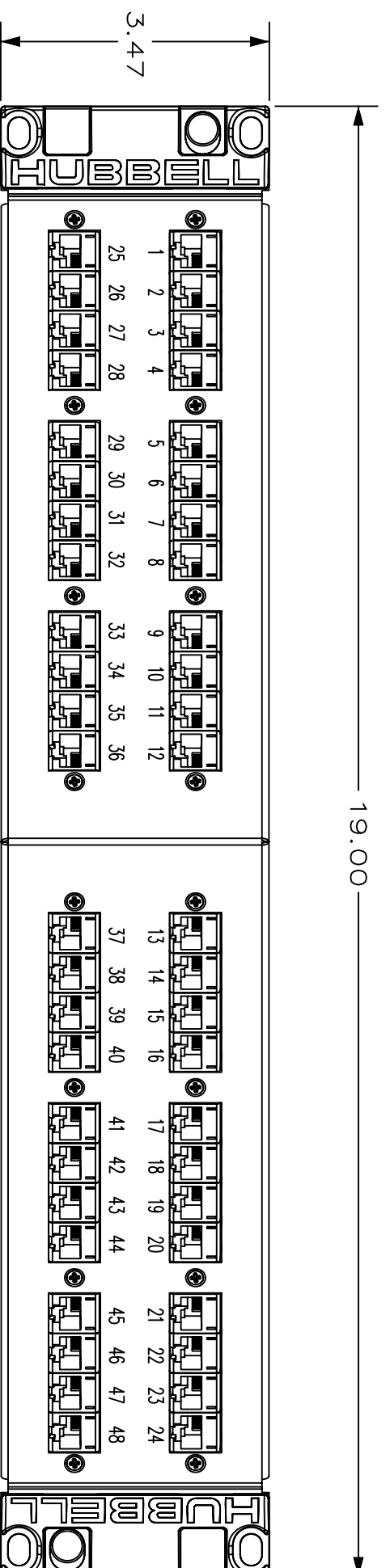
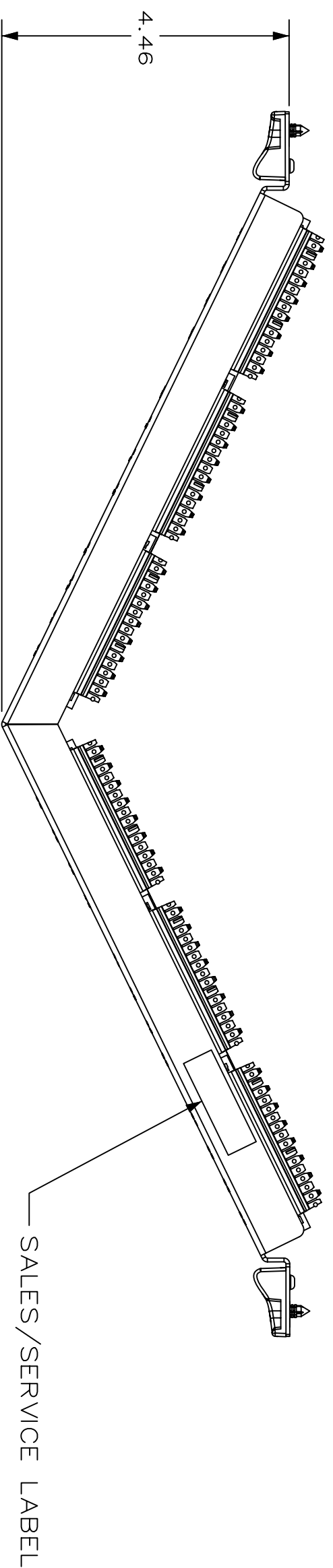
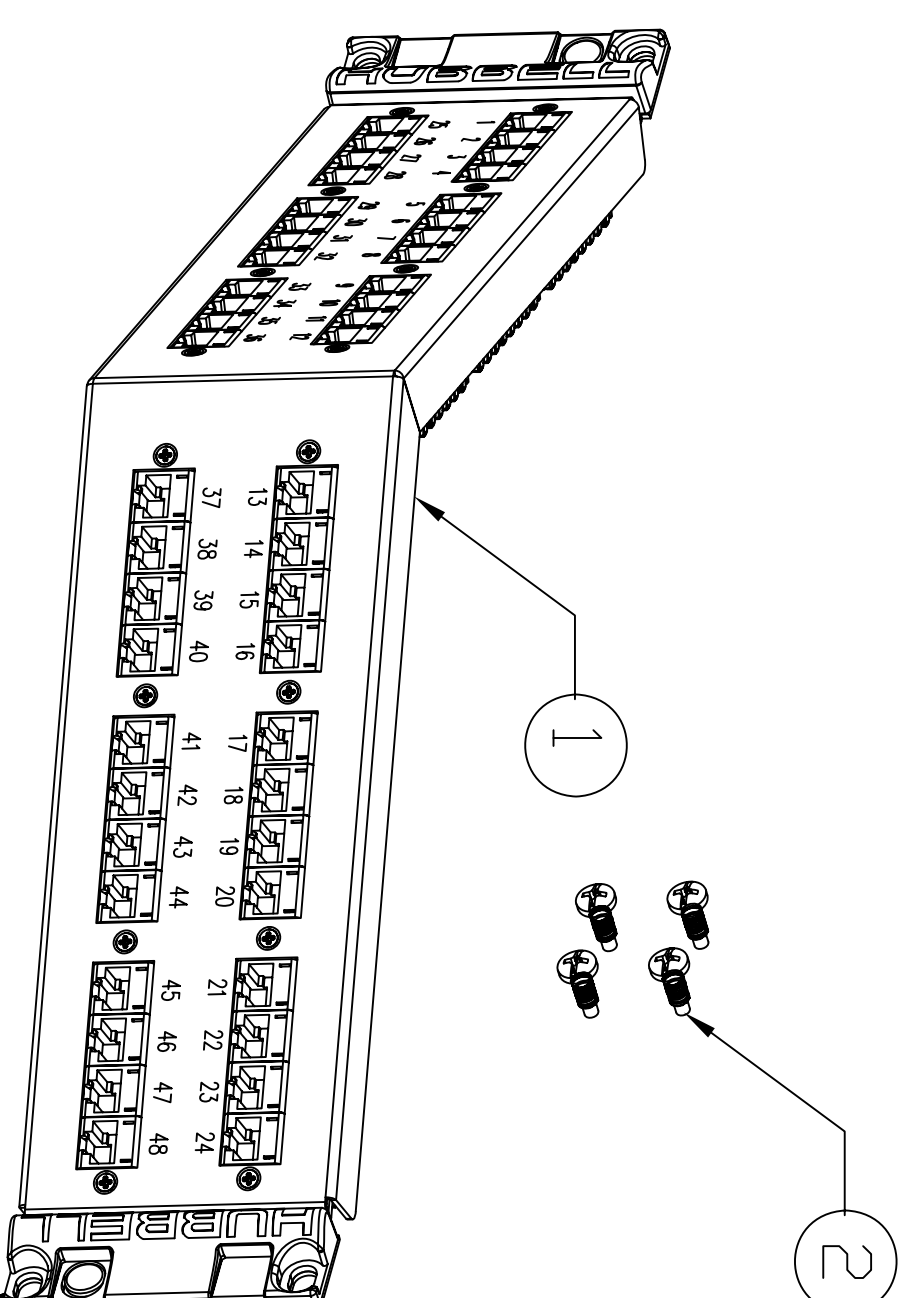
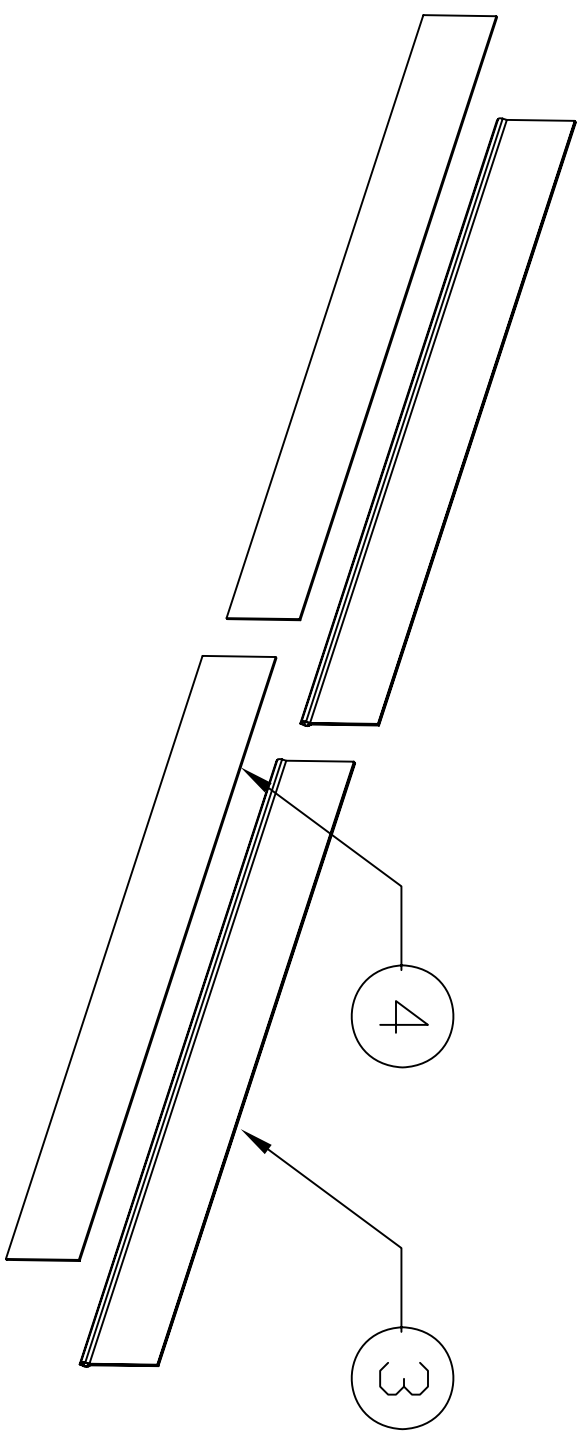


ITEM NO.	DESCRIPTION	QTY.
1	ANGLED PANEL	1
2	#12-24 PAN HEAD COMBO SCREW	4
3	PLASTIC LABEL HOLDER 7.75 L X .938 W	2
4	PAPER LABEL INSERT 7.75 L X .875 W	2

CATALOG NUMBER	DESCRIPTION
P5E48AU	ASSY, 2U ANGLED PANEL, CAT5E ADAPTERS, 48-PORT



- NOTES:
- UNLESS OTHERWISE SPECIFIED:
1. FOR INSTALLATION INFORMATION SEE INSTRUCTION SHEET HWS77412501.
  2. SPECIFICATIONS SUBJECT TO CHANGE WITHOUT NOTICE.

REV.	ECN	DATE	DESCRIPTION	CHG BY	APPD BY
B	6500	01/06/09	ADDED LABEL HOLDERS AND INSERTS	NJR	

Created on AUTOCAD

DIMENSIONING AND TOLERANCE PER ANSI Y14.5M-1982 UNLESS OTHERWISE SPECIFIED, DIMENSIONS ARE IN INCHES (MM). TOLERANCES  
.X = ±.03 (.8)  
.XX = ±.02 (.4)  
.XXX = ±.010 (.25)  
ANGLE TOL ±1°

IN ACCEPTING OUR DRAWINGS, BLUEPRINTS, OR SUPPORTING DOCUMENTATION FOR QUOTATION OR OTHER PURPOSES, YOU AGREE NOT TO DISCLOSE TO OTHERS THE IDEAS, INFORMATION, OR DESIGNS SHOWN HEREIN, AND THAT YOU WILL MAKE NO USE OF SAME WITHOUT PERMISSION

PROJECT REFERENCE:

MATERIAL:

DRAWN BY: M. ABBY 07/13/07

CHECKED BY:

APPROVED BY:

TITLE: **Hubbell Premise Wiring**  
**HUBBELL INCORPORATED (Delaware)**  
14 Lord's Hill Road, Stonington, Connecticut 06378

ANGLED PATCH PANEL  
CAT5E 48-PORT

SIZE: **C** DRAWING NO. **HWS12092C** REV. **B**

SCALE: 1/1 SHEET 1 OF 1