

Stud Wall



Stud Wall

Electrical Box Bracket

Features

- Can be pre-fabricated prior to attaching box to the bracket
- Box locking tabs securely lock electrical boxes in place to prevent disassembly during shipment
- Easily identify mounting orientation of electrical boxes. Round keyholes for 4-11/16" boxes and octagonal keyholes for 4" sq. boxes
- Mounts 4" or 4-11/16" electrical boxes or plaster rings for low-voltage applications
- Feet on the far-side supports help prevent damage to the drywall
- Can be mounted to stud on all four sides
- Designed with two far-side supports for added stability
- Allows any box size or depth to be used



Fig. #1




Fig. #2




Fig. #3



Part Number	Fig. #	Description	Standard Packaging Quantity
TEB23	1	Electrical box bracket for 2-1/2" or 3-5/8" stud depth	50
TEB4	2	Electrical box bracket for 4" stud depth	50
TEB6XT	3	Far Side Box Support for TEB23-Snap on for 6" deep stud walls	100



Stud Wall

Box Mounting Bracket For Electrical Box

Features

- Easily attaches 4" and 4 11/16" outlet boxes to metal stud (HS3 for switch boxes)
- Support leg reduces movement of box in wall
- Can be attached to metal or wood stud
- Offset design and use of #SMS8 low profile self-tapping screws (not included) reduce dry wall bulge



Fig. #1



Part Number	Fig. #	Application	Box Size	Stud Depth (in)	Standard Packaging Quantity
H23	1	U.S.	4 in sq. & 4-11/16 in	2 1/2 & 3 1/2	100
H23TC	1	Canada	4 in sq. & 4-11/16 in	2 1/2 & 3 1/2	100
H4	1	U.S.	4 in sq. & 4-11/16 in	4	50
H46TC	1	Canada	4 in sq. & 4-11/16 in	4 & 6	100
H6	1	U.S.	4 in sq. & 4-11/16 in	6	50
HS3	2	U.S. & Canada	Switch	2 1/2 & 3 1/2	100



Fig. #2

Stud Wall

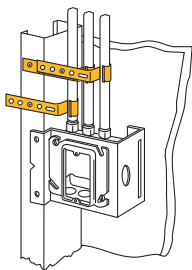
Screw On Conduit Support

Features

- Accommodates 1/2", 3/4" and 1" EMT, Conduit and MC/AC Cable
- Alignment tab positively locates the fastener on the stud, keeping your conduit in line with box knock out and H-series brackets
- For wood or metal stud
- Delivers compliance with: NEC Article 358.30(A) which requires conduit support within 36" of an electrical box. CEC Rule 12-1404 which requires conduit support within 1 m (36") of an electrical box. CEC Rule 12-618 which requires support of armoured cable within 300 mm (12") of an electrical box



Part Number	Description	Standard Packaging Quantity
CS812	Screw on Conduit Support; attaches 1/2" and 3/4" EMT, conduit, MC/AC to metal or wood stud For 1 1/2 deep box	100
CS812D	Screw on Conduit Support; attaches 1/2" and 3/4" EMT, conduit, MC/AC to metal or wood stud For 2 1/8 deep box	100
CS16	Screw on Conduit Support; attaches 1" EMT, conduit, MC/AC to metal or wood stud For 2 1/8" deep box	100



Eliminates offset bending of conduit



Stud Wall

"Mounts Electrical Boxes" Hanger

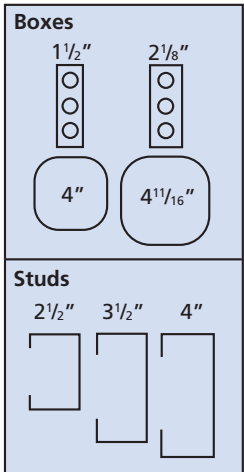
Features

- One bracket works for: Two box depths (1 1/2" or 2 1/8" deep) Two box sizes (4" or 4 11/16" sq.) Three wall stud depths (2 1/2", 3 1/2" & 4" studs)
- All-in-one design simplifies handling, reduces inventory and saves space
- Requires only a screw gun to install
- V-notched on center allows for consistent positioning
- Built-in support legs reduce box movement when used with EMT and is ideal for flexible conduit, MC, AC or Non-metallic sheathed cable
- Offset design of MEB1 and use of #SMS8 low profile self-tapping screws (not included) reduce drywall bulge
- Can be pre-assembled in the shop to allow for greater efficiency at the job site
- Plaster rings can be mounted separately eliminating the need for an electrical box for low-voltage applications
- MP Series brackets can be attached in-line to the MEB1 for low voltage applications
- Mounts on either side of stud without need to reposition box




One-Piece Design

One Size Fits All



Part Number	Description	Standard Packaging Quantity
MEB1	"Mounts Electrical Boxes" Hanger	25



Stud Wall

Press-On Nail Plate

Features

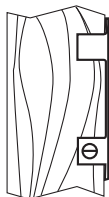
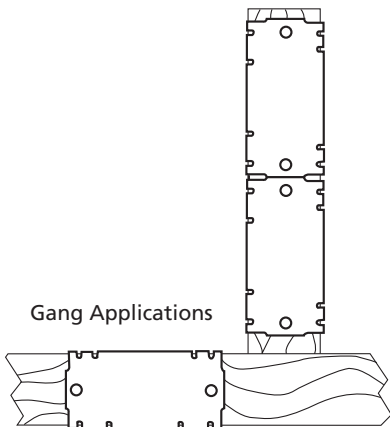
- Fast press-on installation; no tools required
- Protects electrical, datacomm and plumbing
- Works on wood or metal studs
- Meets NEC 300.4(b)(2). Also Designed to meet CEC 12-516 and 12-616
- Breakable tabs permit multiple plates to be ganged together
- Corrosion resistant zinc phosphate coating



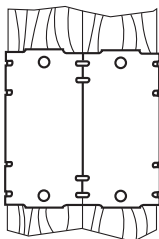
Part Number	Description	Standard Packaging Quantity
304B2	Press-on Wood/Metal Stud Protection Plate	100



Gang Applications



Side View



Face View



Stud Wall

Snap On Box Supports for Metal/Wood Studs

Features

- Spring steel for press-on attachment
- Center hole assists in consistent alignment, exact positioning and screw attachment
- MSF requires hammer to attach clip to box. DBM2 attaches without hammer

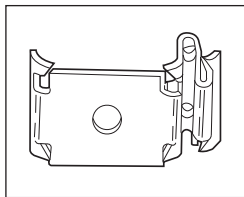


Fig. #1

Part Number	Fig. #	Description	Standard Packaging Quantity
MSF	1	Box support to outside of stud	100
DBM2	2	Double box mount support	50

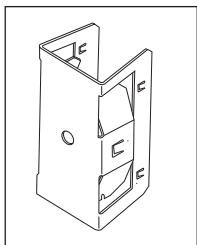
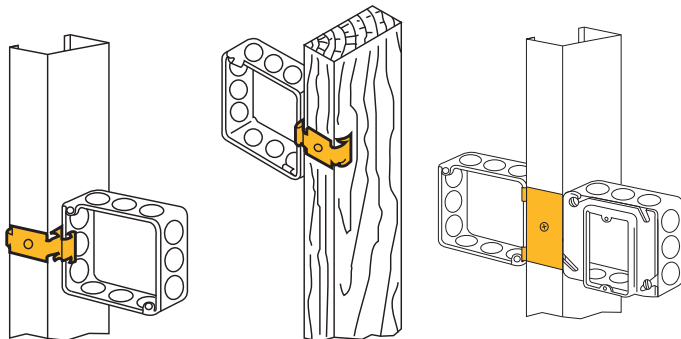
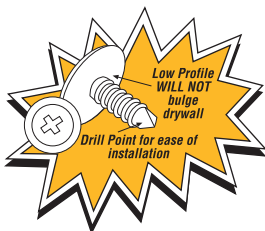


Fig. #2



Stud Wall

Adjustable Far Side Box Support

Features

- Provides far side electrical box support in various stud wall depths
- No adjustment needed in a 3-5/8" wall for the 766PM and 766PMD



Fig. #1



Fig. #5

Note: No Load Rating - Positioning Only

Part Number	Fig. #	Description	Standard Packaging Quantity
J1A35	1	Adjustable Far Side Box Support - Hammer on for 2 1/2" and 3 1/2" studs	100
766	2	Adjustable Far Side Box Support - Lock on for 2 1/2", 3 1/2" and 4" studs	100
766A	3	Adjustable Far Side Box Support - Snap on for 2 1/2", 3 1/2", 4" & 6" studs	100
766PM	4	Adjustable Far Side Box Support - Snap on for 1-1/2" deep electrical boxes	100
766PMD	5	Adjustable Far Side Box Support - Snap on for 2-1/8" deep electrical boxes	100



Fig. #2



Fig. #3



Fig. #4



Stud Wall

Switch Box Or Conduit To Metal Stud

Features

- Allows the switch box to protrude through any size dry wall – 1/4", 3/8", 1/2", 5/8" or 3/4"
- Fits most dry wall studding
- Fits most switch boxes
- Figure 1, 4, and 5 only



Fig. #1

Part Number	Fig. #	Description	Standard Packaging Quantity
MF1	1	1/4-20 Thread impression	100
MFS	2	With screw (adjustable 1/4" thru 3/4")	100
MFO	3	Riveted flush to stud face	100
MF250	3	Riveted for 1/4" dry wall	100
MF375	3	Riveted for 3/8" dry wall	100
MF500	3	Riveted for 1/2" dry wall	100
MF625	3	Riveted for 5/8" dry wall	100
MF750	3	Riveted for 3/4" dry wall	100
6MF	4	3/8" Conduit or BX to metal stud	100
812MF	4	1/2" to 3/4" Conduit to metal stud	100
16MF	4	1" Conduit to metal stud	100
8PF	5	1/2" Conduit to metal stud	100
12PF	5	3/4" Conduit to metal stud	100
16PF	5	1" Conduit to metal stud	100



Fig. #2



Fig. #3



Fig. #4



Fig. #5

Stud Wall

Screw On Box Support

Features

- Permits positioning of metal electrical box anywhere on metal or wood stud, regardless of stud size
- The 350 is securely held in place with screws



Fig. #1


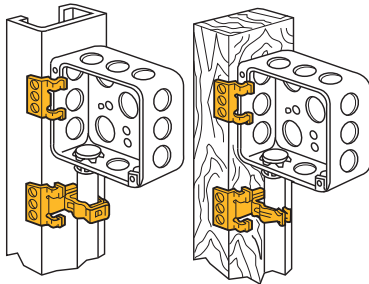
Part Number	Fig. #	Description	Standard Packaging Quantity
350	1	For 4" electrical box to metal stud	100
350812M	2	For 1/2" or 3/4" conduit to metal stud	100
35016M	2	For 1" conduit to metal stud	100
3508P	3	For 1/2" conduit to metal stud	100
35012P	3	For 3/4" conduit to metal stud	100
35016P	3	For 1" conduit to metal stud	100



Fig. #2



Fig. #3



Stud Wall

Telescoping Box Support

Features

- Adjustable from 12" to 25"
- Accommodates up to 6-gang box in 16" stud spacing or up to 10-gang in 24" stud spacing
- Will support four electrical boxes in 24" stud spacing
- Open design allows a variety of positions for box location
- Easy to adjust after the electrical box is installed
- For use with 4" square and 4-11/16" boxes and mud rings
- Unique, one-piece, break apart design



Part Number	Description	Standard Packaging Quantity
TSRBS1625	Telescoping Rigid Box Support	25

Note: For metal stud use in Canada, attach CADDY® part number 766PM for 1-1/2" deep boxes or 766PMD for 2-1/8" deep boxes.



Stud Wall

Box Mounting Brackets For Between Studs

Features

- Accommodates up to four 4" or 4 11/16" boxes
- Eliminates the need for an electrical box on low voltage applications
- Mounts 1 1/2" or 2 1/8" deep boxes
- Supports electrical boxes, plaster rings or low voltage devices from one bracket



Fig. #1

Part Number	Fig. #	Description	Standard Packaging Quantity
RBS16	1	Between Stud Box Mounting Brackets -Mounts up to three 4" or 4 11/16" boxes/plaster rings, 16" bracket	25
RBS24	2	Between Stud Box Mounting Brackets -Mounts up to four 4" or 4 11/16" boxes/plaster rings, 24" bracket	25



Fig. #2



Stud Wall

Screw Gun Box Bracket For Between Studs

Features

- Can mount multiple 1-1/2" or 2-1/8" deep boxes. Notched and marked for easy identification and bending
- Improved design with stamped inch markings and pilot holes accelerates precise box conduit mounting between studs
- Pilot holes allow easy box attachment with a screwdriver
- Requires only a screw gun to install
- Reduces movement of the box when used with flexible conduit, ENT, MC, AC or non-metallic sheathed cable
- Can be mounted to face or inside of stud
- No more time-consuming field fabrication with scrap floor track.
- Adjustable for non-standard stud spacing
- Interlocking tab prevents accidental disassembly.
- Unique, one-piece, break apart design




Fig. #1

Part Number	Fig. #	Description	Box Depth (in)	Standard Packaging Quantity
TSGB16	1	Telescoping Screw Gun Bracket 11" to 18" Stud Spacing	1 1/2 & 2 1/8	50
TSGB1624*	1	Telescoping Screw Gun Bracket 15-3/4" to 25" Stud Spacing	1 1/2 & 2 1/8 & 2 1/2	50
TSGB24	1	Telescoping Screw Gun Bracket 17" to 26" Stud Spacing	1 1/2 & 2 1/8 & 2 1/2	50

*For an innovative pre-fab solution see the CADDY® GLIDER (TSGLDR1)

- Can be pre-assembled by the contractor to allow for greater productivity at the job site
- Pre-set for studs 16" or 24" on center



Fig. #2

Part Number	Fig. #	Description	Box Depth (in)	Standard Packaging Quantity
SGB16A*	2	Screw Gun Bracket 16" Stud Spacing	1 1/2 & 2 1/8	50
SGB24A†	2	Screw Gun Bracket 24" Stud Spacing	1 1/2 & 2 1/8	50

*Replaces SGB16 & SGB16D

†Replaces SGB24 & SGB24D

Stud Wall

CADDY® GLIDER Electrical Box Attachment

Features

- Attaches to the TSGB without tools and without the need to disassemble the TSGB
- Allows closer installation of multiple boxes between or against the studs
- Allows for easy repositioning of electrical boxes
- Ideal for pre-fab assemblies
- Easily attaches electrical boxes to the Telescopic Screw Gun Bracket with a single screw



Part Number	Description
TSGLDR1	CADDY® GLIDER Electrical Box Attachment
TSGLDR1TC	CADDY® GLIDER Electrical Box Attachment



Stud Wall

Electrical Box Mounting Strap

Features

- Can be used as a height gauge for box center lines of 12", 15" or 18"
- Pre-punched holes provide easy screw insertion
- Keyholes allow simple pre-mounting and installation of screws
- Works with stud spacing up to 25"
- Replaces multiple SKUs compared to competitor products
- Marked centerline for 16" and 24" stud spacing
- Ideal for use with TEB23 and CER4 for box mounting
- Works with TSRBS1625 as a floor mounted box support



Part Number	Description	Standard Packaging Quantity
TEBS1624	Electrical Box Mount Strap	50



Stud Wall

Floor Mounted Box/ Conduit Supports

Features

- FB series supports electrical boxes from floor or concrete forms
- Available in 12", 16" and 18" heights
- Slot provides for 8" height adjustment
- Use FBS with CCS812 to support conduits in concrete pours
- CCS812 eliminates offset bending of conduit
- CCS812 also works with TSGB and SGB



Fig. #1



Fig. #2



Part Number	Fig. #	Description	Standard Packaging Quantity
CCS812	1	Conduit bracket- floor support- 1/2" or 3/4" EMT - 1/2" RIGD	100
FBS12	2	Floor support- for 12" High box	50
FBS16	2	Floor support- for 16" High box	50
FBS18	2	Floor support- for 18" High box	50



Stud Wall

FMBS18

Features

- Positions center of electrical box 18 1/2" above unfinished floor
- Meets ADA (Americans with Disabilities Act) accessibility Guidelines Standards (15" height minimum for "forward reach" from a wheelchair)
- Quick, easy and efficient compliance to construction requirements
- Mounts 4" or 4 11/16" U.S. or Canadian boxes; 1 1/2" or 2 1/8" deep
- Mounts plaster rings for low voltage applications
- Mounts inside (use mounting tabs) or under floor track
- Versatile positioning - independent of wall stud location
- Built-in far-side back support for 2 1/2", 3 1/2", and 4" metal or wood studs
- Reduces stocking different size brackets
- Accommodates additional brackets for multiple box and device mounting



Part Number	Description	Standard Packaging Quantity
FMBS18	Floor Mount Box Support	25



Stud Wall

Low Voltage Mounting Bracket For New Construction

Features

- Provides a bracket for mounting low voltage Class 2 communication outlets
- Reduces bulges in the dry wall caused by plaster rings
- May be installed to the front or the side of the metal or wood stud
- Side support provides for a rigid installation
- Attaches with self-tapping screws or nails
- Works with 1/2" and 5/8" dry wall
- Works with wood or metal studs



Fig. #1



Fig. #2

Notes: No Load Rating - Positioning Only

Part Number	Fig. #	Description	Standard Packaging Quantity
MP1S	1	Single gang plate mounting bracket for new work	25
MP2S	2	Double gang plate mounting bracket for new work	25



Stud Wall

Cable Gripper

Features


- Attaches to existing holes in metal studs without tools or with Metal Stud Punch (MSP20)
- Delivers compliance with: NEC 300.4(d), CEC 12-510 and 12-516
- Installs easily to metal and wood studs
- Provides secure installation of multiple cables with unique locking/unlocking system
- Staples, nails or screws to wood stud
- Supports four NMC or eight 4-pair UTP, Category 5 and higher (electrical and datacomm cannot be combined)



Patent Number:
5,626,316



Part Number	Description	Bag Qty
CG4	Cable Gripper cable support	100



Refer to part number
MSP20 for the Metal
Stud Punch

Stud Wall

Non-Metallic Sheathed Cable and MC/AC Cable Support

Features

- Effectively support non-metallic sheathed and MC/AC cables
- Secures cables 1-1/4" from the face of the stud
- Flared edges prevent damage to the cable jacket
- Holds up to four MC/AC cables or four 12-3 non-metallic sheathed cables with ground
- Unique "stop-bend" design helps prevent cables from being installed too far from face of stud



Cable Capacity					
	MC/AC				Non-Metallic Sheathed Cables
Cable Size	14-2 w/ ground	12-3 w/ ground	12-4 through 10-4	Single cables up to 6-3 stranded	Up to 12-3 w/ ground
No. of Cables	4	3	2	1	4

Part Number	Description	Standard Packaging Quantity
CER4	Non-Metallic Sheathed and MC/AC Cable Support	100



Metal Stud with MC/AC Cable



Metal Stud with non-metallic sheathed cables



Stud Wall

"Colorado Jim" Cable Support

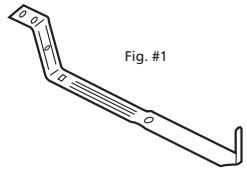


Fig. #1

Features

- Easy-to-use locking tab
- Cable locating ribs to maintain cable separation
- Flared edges for cable protection
- NEC 300.4D applicable
- For wood or metal stud

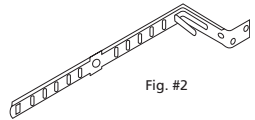
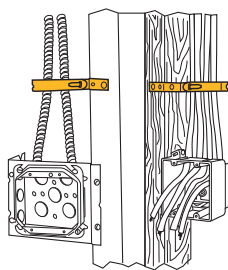


Fig. #2

Part Number	Fig. #	Description	Standard Packaging Quantity
CJ6	1	Cable support- Non-metallic or metal clad to wood or metal stud	100
CJ6IN*	1	Cable Support with insulation	100
CJ6S	2	AC or Flexible Cable to Furring strip and hat channel	100

*Used only in Canada

PART NUMBER	CABLE TYPE	CABLE SIZE	CABLES PER FASTENER
CJ6 to Wood	Non-Metallic	14-2, 12-2, 10-2, 14-3, 12-3 and 10-3 w/ground	6 maximum
		8-2 and 6-2 w/ground	4 maximum
CJ6 to Metal Stud	Metal Clad (MC) Cable	14-2, 12-2, 10-2, 14-3, 12-3, 10-3, 14-4, 12-4 and 10-4 w/ground	4 maximum
CJ6S to Furring Strip and Hat Channel	Armored Cable (AC)	14-4, 12-2, 10-2, 8-2, 14-3, 12-3, 10-3, 14-4, 12-4 and 10-4 w/ground	4 maximum
	Flexible Conduit (BX)	5/16, 3/8	4 maximum
USED ONLY IN CANADA			
CJ6IN to Metal Stud	Non-Metallic Sheathed Cable	14-2, 12-2, 10-2, 14-3, 12-3 and 10-3 w/ground	4 maximum



Stud Wall

Non-Metallic Sheathed Cable NMC And MC/AC Cable Support For Studs

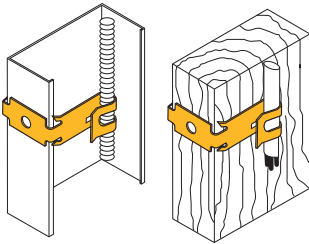


Features

- Delivers compliance with: NEC 300.4(d), CEC 12-618 and CEC 12-510
- No installation tools required
- Provides secure support of NMC or MC/AC to metal/wood stud in seconds. One fastener, four applications



Part Number	Description	Standard Packaging Quantity
FXC20	NMC sizes 14-2 with ground thru 12-3 with ground MC/AC cable sizes 14-2 thru 12-3 to studs	100



Note: When supporting NMC in Canada, FXC20 can only be used on wood stud.


Anti-Rattle Support

Features

- Permits ENT, MC and AC to be pulled thru metal stud
- Requires a self-tapping screw to install
- Supports ENT, MC/AC, EMT or rigid conduit up to 1"



Part Number	Description	Standard Packaging Quantity
781	Anti-Rattle Stud Support - conduit up to 1"	100



Stud Wall

Through Stud Cable/Conduit Support

Features

- Eliminates conduit rattling
- Provides a quick means of support for horizontal runs of Rigid, EMT, MC/AC or ENT through metal stud



Fig. #1



Fig. #2

“Florida Bob” Series

- Available with 812M snap shut conduit support, as well as push in conduit support
- Installs with screw gun

Part Number	Fig. #	Description	Standard Packaging Quantity
FB6M	1	Through Stud Cable/Conduit Support for MC/AC	100
FB812M	1	Through Stud Cable/Conduit Support for 1/2" or 3/4" Conduit	100
FB8P	2	Through Stud Cable/Conduit Support for 1/2" Conduit	100
FB12P	2	Through Stud Cable/Conduit Support for 3/4" Conduit	100


459/AR812

- One-piece spring steel design snaps onto stud

Part Number	Fig. #	Description	Standard Packaging Quantity
459	3	Through Stud Cable/Conduit Support for MC/AC (14-2, 14-3, 12-2, or 12-3)	100
AR812	3	Through Stud Cable/Conduit Support for: 1/2" and 3/4" EMT Conduit 1/2" Rigid, IMC, PVC Sch 40 5/8" and 3/4" Copper Tube MC/AC .700 - .925 O.D.	100



Fig. #3



Stud Wall

Easy Snap Grommet

Features

- Snap one grommet into standard 1-11/32" field punched hole, OR snap tight two together into any shape factory punched hole
- Provides 360° protection for cable and makes cable pulls easier
- The ESGFP fits 1" CPVC pipe, copper tubing and conduit.



Fig. #1

Part Number	Fig. #	Description	Standard Packaging Quantity
ESG1	1	Metal Stud Grommet	100
ESG1M	1	Metal Stud Grommet	1,000
ESGP	2	Metal Stud Anti-Rattle Grommet	100
ESGFP	3	Metal Stud Grommet	100



Fig. #2




Fig. #3



Stud Wall

Metal Stud Punch

Features

- Cushioned handles mean less operator fatigue and more comfortable handling
- Tool design with offset handles allows punch to work in confined locations and near perpendicular walls
- Lightweight punch makes accurate location of holes easier
- Hardened steel components keep tool sharper longer – less replacement
- Punches up to 20 gauge sheet metal
- Plastic grommets snap easily into 1-11/32" hole



Part Number	Description	Standard Packaging Quantity
MSP20	Metal Stud Punch	1

Metal Screws

Features

- Minimizes drywall bulge.
- Self-drilling and tapping.



Part Number	Description	Standard Packaging Quantity
SMS8	#8 x 1/2 low profile- self drilling and tapping screw	1,000

Notes: Use to mount CADDY® Fasteners in all metal stud applications.

Innovative New Products for 2011 from CADDY®

ERICO has unveiled an exciting new group of CADDY® products to address a variety of common installation issues. And, the innovative designs will help save significant time, labor and money on the jobsite.



The CER4 Cable Support features a unique "stop-bend" design to prevent cables from being pushed or pulled out of position.



The MP1WWM Within Wall Mounting Plate mounts inside the wall to prevent gaps between the faceplate and wall.



The FMSBC1 Fixture Mount Stabilizer Clip levels signage and helps eliminate bulges in ceiling tiles – no tools required!



The TEB23 Electrical Box Bracket can be mounted on any side to eliminate rewiring if relocated.

