



STREET/AREA LIGHTING

POLE SELECTION GUIDE

TABLE OF CONTENTS





	TABLE OF CONTENTS.....	2
	TABLE OF CONTENTS – IMAGES	3
	INTRODUCTION	27
	STREETSCAPE OVERVIEW	29
	STREETSCAPES - HISTORIC AND CONTEMPORARY	31
POLES	FLUTE OPTIONS - STEEL AND ALUMINUM	35
	ROUND FLUTED STEEL - TAPERED	37
	ROUND FLUTED ALUMINUM - TAPERED AND NON-TAPERED	39
	ROUND STEEL TAPERED AND NON-TAPERED.....	41
	ROUND ALUMINUM TAPERED AND NON-TAPERED.....	43
	ROUND ALUMINUM TAPERED CURVED - IDYLINE	45
	ROUND ALUMINUM - TAPERED SHAPES	47
	SQUARE STEEL - TAPERED AND NON-TAPERED	49
	SQUARE ALUMINUM - NON-TAPERED	50
	HINGED STEEL - EXTERNAL AND INTERNAL HINGED	51
	HINGED ALUMINUM - ROUND AND SQUARE HINGED BASE	52
	POSTS	POSTS - HISTORIC AND CONTEMPORARY
ASSEMBLIES	STEEL ASSEMBLIES - SINGLE AND DOUBLE ARMS	57
	ALUMINUM ASSEMBLIES - SINGLE AND DOUBLE ARMS	61
DECORATIVE BASE COVERS	DECORATIVE BASE COVERS - HISTORIC TO CONTEMPORARY	65
ARMS	DECORATIVE ARMS - STEEL AND ALUMINUM	73
	STANDARD ARMS - STEEL AND ALUMINUM	81
BRACKETS	STEEL BRACKETS	85
	ALUMINUM BRACKETS	89
ACCESSORIES	BASE COVERS AND NUT COVERS	93
	TRANSFORMER BASES AND BREAKAWAY COUPLINGS	95
	HANDHOLES AND FESTOONS	96
	COLLARS	97
	SCROLLS	98
	BANNER ARMS, FLAG HOLDERS, PLANT HANGERS	99
	VIBRATION MITIGATION DEVICES	100
	ARM ATTACHMENTS AND FIXTURE MOUNTINGS	101
FINISH SYSTEMS	FINIALS AND POLE CAPS	103
	FINISH SYSTEMS.....	105
C2R	CUSTOM - CONCEPT TO REALITY	107
	INDEX	111

CONSERVING RESOURCES. IMPROVING LIFE.


POLES




PG: 37 S/T




PG: 37 S/T



PG: 37 S/T



PG: 39 A/NT



PG: 39 A/NT



PG: 40 A/T

- S = STEEL
- A = ALUMINUM
- T = TAPERED
- NT = NON-TAPERED




PG: 38 S/T



PG: 38 S/T



PG: 38 S/T



PG: 38 S/T



PG: 38 S/T



PG: 40 A/T



PG: 40 A/T




PG: 40 A/T




PG: 40 A/T




POLES




PG: 42 S/T




PG: 42 S/T




PG: 42 S/T



PG: 44 A/T




PG: 44 A/NT




PG: 44 A/NT


S = STEEL
A = ALUMINUM
T = TAPERED
NT = NON-TAPERED




PG: 42 S/T




PG: 42 S/NT



PG: 43 A/T



PG: 43 A/T



PG: 44 A/T



PG: 46 A/T



PG: 46 A/T

TC



C2R


POLES




PG: 48 A/T



PG: 48 A/T



PG: 48 A/T



PG: 48 A/T

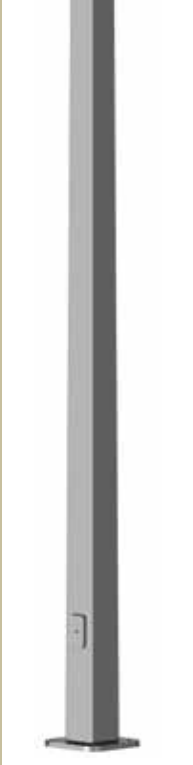


PG: 51 S/T

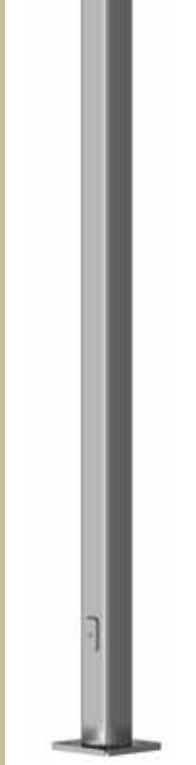


PG: 51 S/T

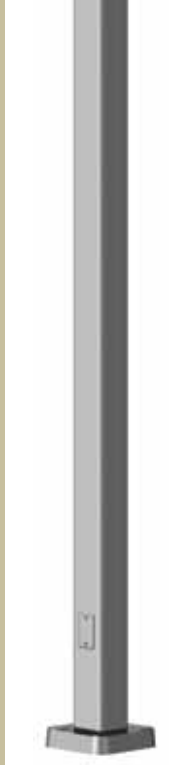
- S = STEEL
- A = ALUMINUM
- T = TAPERED
- NT = NON-TAPERED



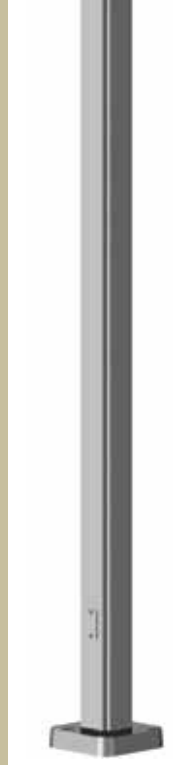
PG: 49 S/T




PG: 49 S/NT



PG: 50 A/NT



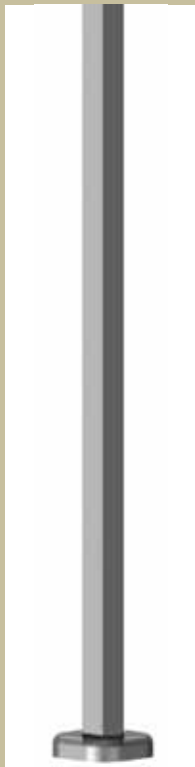
PG: 50 A/NT



PG: 52 A/T



PG: 52 A/NT



PG: 52 A/NT



PG: 52 A




PG: 52 A




POSTS




PG: 54 A



PG: 54 A



PG: 54 A



PG: 54 A



PG: 56 S or A




PG: 56 A



PG: 56 A


S = STEEL
A = ALUMINUM



PG: 54 A




PG: 55 A



PG: 55 A



PG: 56 A



PG: 56 A


TC



C2R

ASSEMBLIES


SINGLE AND DOUBLE
ASSEMBLIES AVAILABLE




PG: 59 S




PG: 60 S




PG: 60 S




PG: 60 S



PG: 60 S



PG: 60 S




PG: 61 A

S = STEEL
A = ALUMINUM



PG: 59 S




PG: 60 S



PG: 60 S




PG: 60 S



PG: 59 S



PG: 60 S



PG: 63 A



PG: 64 A



PG: 64 A



PG: 64 A



DECORATIVE BASE COVERS



PG: 65



PG: 65



PG: 65



PG: 66



PG: 67



PG: 67



PG: 68



PG: 68



PG: 68



PG: 70



PG: 70



PG: 70



PG: 71



PG: 72



PG: 72



PG: 65



PG: 66



PG: 66



PG: 66



PG: 67



PG: 67



PG: 68



PG: 68



PG: 69



PG: 69



PG: 69



PG: 69



PG: 70



PG: 71




PG: 71



PG: 71



PG: 72




PG: 72



ARMS

SINGLE AND DOUBLE
ARMS AVAILABLE



PG: 73 A



PG: 74 A



PG: 74 A



PG: 74 A



PG: 74 A



PG: 75 A



PG: 76 A



PG: 75 S



PG: 76 S or A



PG: 77 A



PG: 78 A



PG: 78 A

S = STEEL
A = ALUMINUM



PG: 73 A



PG: 74 A



PG: 74 A



PG: 73 A



PG: 76 A



PG: 76 A



PG: 75 A



PG: 76 A



PG: 76 S or A



PG: 77 A



PG: 78 S or A



PG: 78 S or A



PG: 77 A



PG: 78 S or A



PG: 78 S



PG: 79 A



ARMS

SINGLE AND DOUBLE
ARMS AVAILABLE



PG: 80 S or A



PG: 80 A



PG: 79 A



PG: 82 S




PG: 82 S



PG: 82 S



PG: 82 S



PG: 83 S



PG: 84 S



PG: 83 A



PG: 84 A



PG: 84 A

S = STEEL
A = ALUMINUM



PG: 80 A



PG: 80 S



PG: 80 S



PG: 80 A



PG: 82 S



PG: 81 S



PG: 81 S



PG: 82 S



PG: 84 S



PG: 83 S



PG: 84 S



PG: 84 S



BRACKETS



PG: 86 S



PG: 86 S



PG: 86 S



PG: 86 S



PG: 87 S



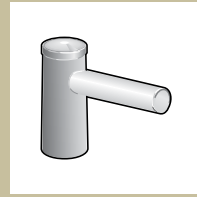
PG: 87 S



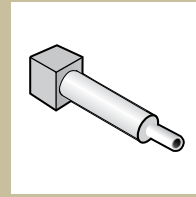
PG: 87 S




PG: 88 S



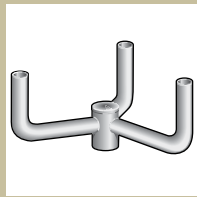
PG: 89 A



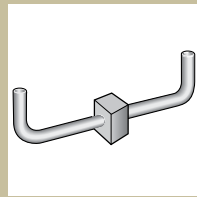
PG: 89 A



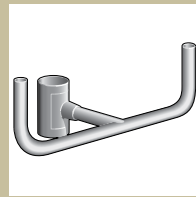
PG: 89 A




PG: 90 A




PG: 90 A




PG: 90 A



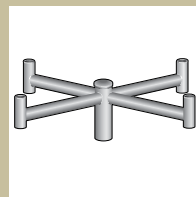
PG: 90 A



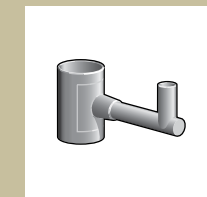
PG: 91 A



PG: 91 A




PG: 91 A



PG: 91 A




PG: 92 A



PG: 92 A



PG: 92 A



PG: 92 A

S = STEEL
A = ALUMINUM



PG: 86

S




PG: 86

S



PG: 86

S



PG: 86

S



PG: 86

S




PG: 87

S



PG: 88

S



PG: 88

S



PG: 88

S



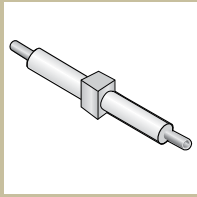
PG: 88

S



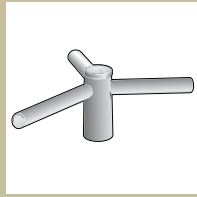
PG: 88

S




PG: 89

A



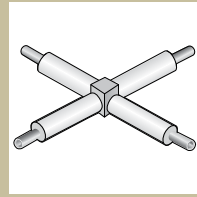
PG: 89

A



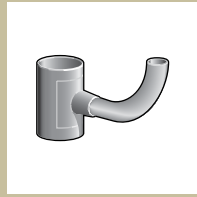
PG: 89

A




PG: 89

A



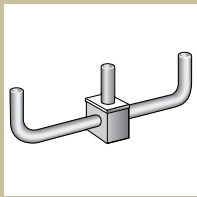
PG: 90

A




PG: 90

A



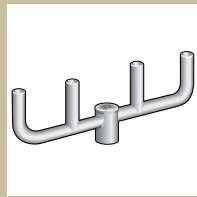
PG: 90

A



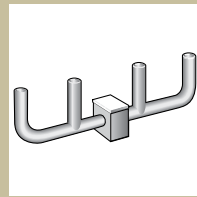
PG: 90

A



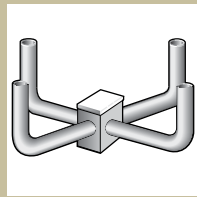
PG: 90

A




PG: 90

A



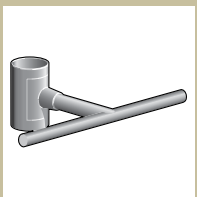
PG: 90

A



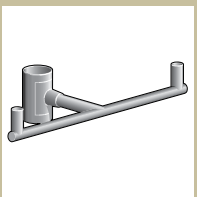
PG: 91

A



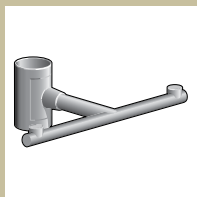
PG: 91

A



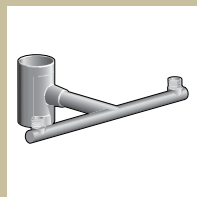
PG: 91

A



PG: 91

A




PG: 91

A




PG: 92

A




PG: 92

A




PG: 92

A



PG: 92

A



PG: 92

A



PG: 92

A



ACCESSORIES

BASE COVERS



PG: 93



PG: 93



PG: 93



PG: 93

NUT COVERS



PG: 94



PG: 94



PG: 94



PG: 94

TRANSFORMER BASES AND
BREAKAWAY COUPLINGS



PG: 95



PG: 95



PG: 95



PG: 95


HANDHOLES AND FESTOONS



PG: 96



PG: 96



PG: 96



PG: 96

COLLARS



PG: 97



PG: 97



PG: 97



PG: 97



PG: 93




PG: 93



PG: 93



PG: 94



PG: 94




PG: 94



PG: 95



PG: 95



PG: 96



PG: 96



PG: 96



ACCESSORIES

SCROLLS



PG: 98



PG: 98




PG: 98

BANNER ARMS, FLAG HOLDERS, PLANT HANGERS



PG: 99



PG: 99



PG: 99

VIBRATION MITIGATION DEVICES



PG: 100



PG: 100




PG: 100



PG: 98




PG: 98



PG: 98



PG: 100



PG: 100



ACCESSORIES

ARM ATTACHMENTS AND
FIXTURE MOUNTINGS



PG: 101 S



PG: 101 S



PG: 101 S



PG: 101 S



PG: 102 A



PG: 102 A



PG: 102 A



PG: 102 A

S = STEEL
A = ALUMINUM

FINIALS AND POLE CAPS



PG: 103



PG: 103



PG: 104



PG: 104



PG: 104



PG: 104




PG: 103



PG: 103



PG: 104



PG: 104



PG: 104



PG: 104




PG: 101

S



PG: 101

S




PG: 101

S




PG: 101

S



PG: 101

S



PG: 102

A



PG: 102

A



PG: 102

A



PG: 102

A



PG: 102

A



PG: 104



PG: 104



PG: 103



PG: 103



PG: 104



PG: 104



PG: 104



PG: 104



PG: 104



PG: 104



PG: 103



PG: 103



STREET AND AREA LIGHTING



VALMONT POLE SELECTION GUIDE



AN ILLUMINATING CHOICE

For more than four decades, Valmont Structures has been enhancing environments around the globe. Our steel, aluminum and composite lighting poles stand tall and proud, unique in both their design and durability. Whether you're lighting streets in a suburban community, creating pedestrian greenspace in a revitalized urban downtown or bringing light to a commercial development, Valmont has a distinctive line of standard and decorative products that you're seeking to make a stunning impression.

Valmont is the first choice of leading architects, design consultants and developers. The array of style, color and finish systems available ensures that they will find the lighting poles, base covers and arms needed to blend seamlessly into their design vision. From classic elegance to refreshing contemporary flare, Valmont products help bring your creative ideas to life.


USING THIS POLE SELECTION GUIDE

Creating exactly the look you envision is easy using this Pole Selection Guide. Simply explore the wide range of products available throughout the guide. Then choose a pole, base, arm style and finish system. Complete by adding just the right accessories from Valmont's stylish, diverse set of options. With Valmont's array of choices and combinations, you'll be able to create a look that fits with the aesthetic goals of your project easily and quickly. If your vision requires custom pieces, Valmont can also meet those needs with a personal consultation.

CONSERVING RESOURCES. IMPROVING LIFE.



HISTORIC AND CONTEMPORARY



DISTINCTIVE DESIGN FLOWS SEAMLESSLY WITH THE ENVIRONMENT



EVERY DETAIL MATTERS

Design is art, and every detail matters. From stylistic considerations to the more practical aspects of durability, Valmont's product line rises above. With our worldwide reputation for engineering excellence and quality, our innovative, technologically advanced products bring more than just aesthetic appeal to your projects – they also bring long lasting value.

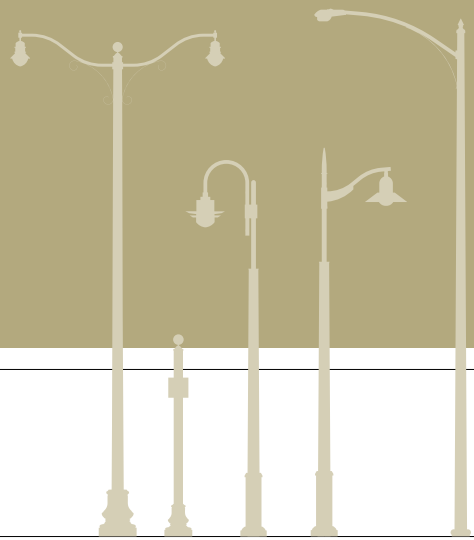
Our global reach allows us to share best practices and leverage our resources to bring you the highest quality and value.

Valmont offers you the consummate blend of beauty and business: artistic, inventive style and solid, proven integrity.

CREATING CHARACTER

The character of an environment is formed by all of the visual elements therein. Streetscapes are no exception. Creating the mood and feeling you desire means incorporating every aspect of the visual landscape. Light poles and fixtures are essential elements in this endeavor.

Valmont has developed both Historic and Contemporary product lines, giving you another set of tools to create the character and atmosphere that gives your project depth and life.



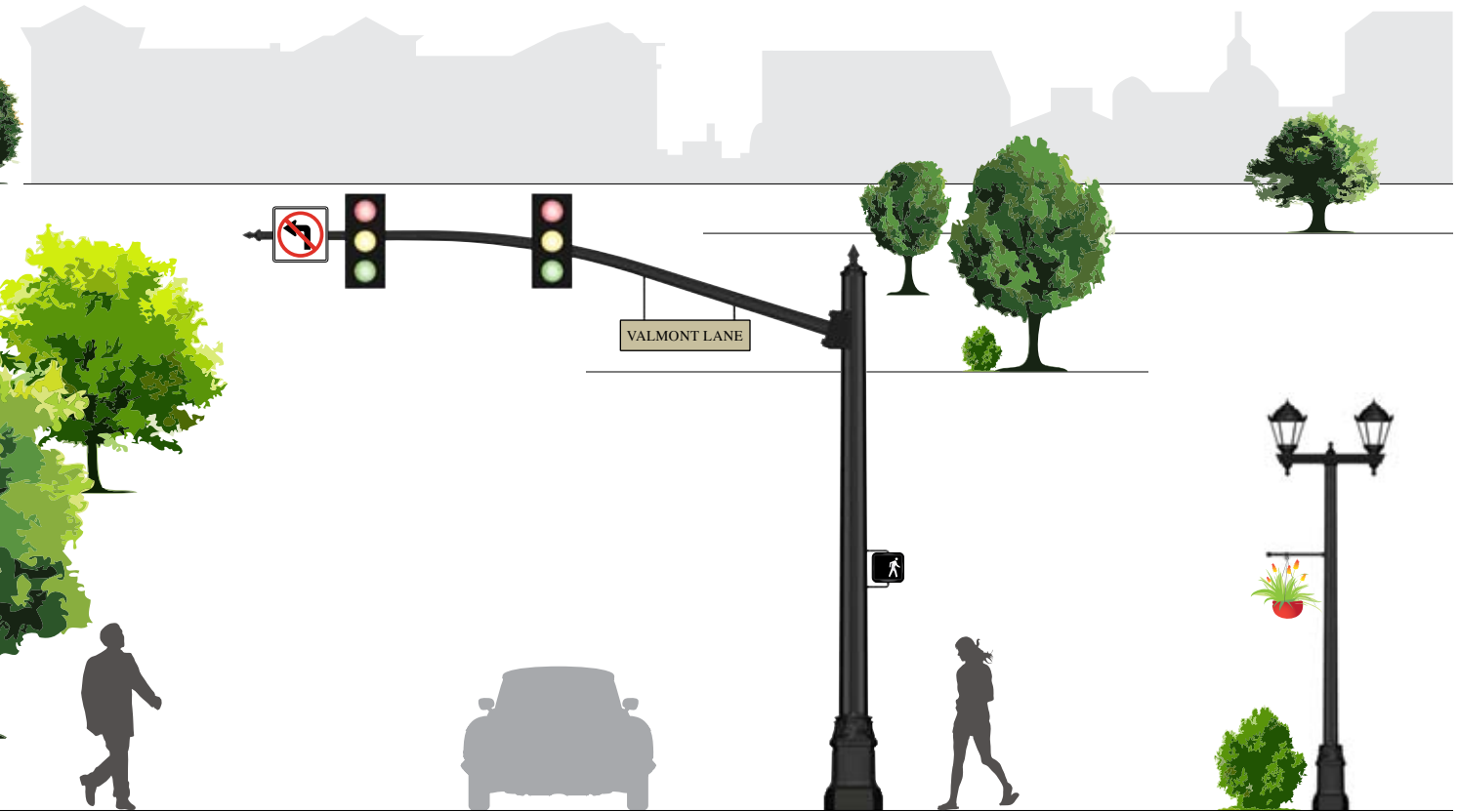
HISTORIC

HONORING HERITAGE

Perhaps one of the most challenging and rewarding areas of design is the revitalization and preservation of historic districts, downtown centers and other heritage locations. These design projects require astute attention to architectural detail and lighting products that fit harmoniously with the existing elements of the streetscape and help to define the character of the area.



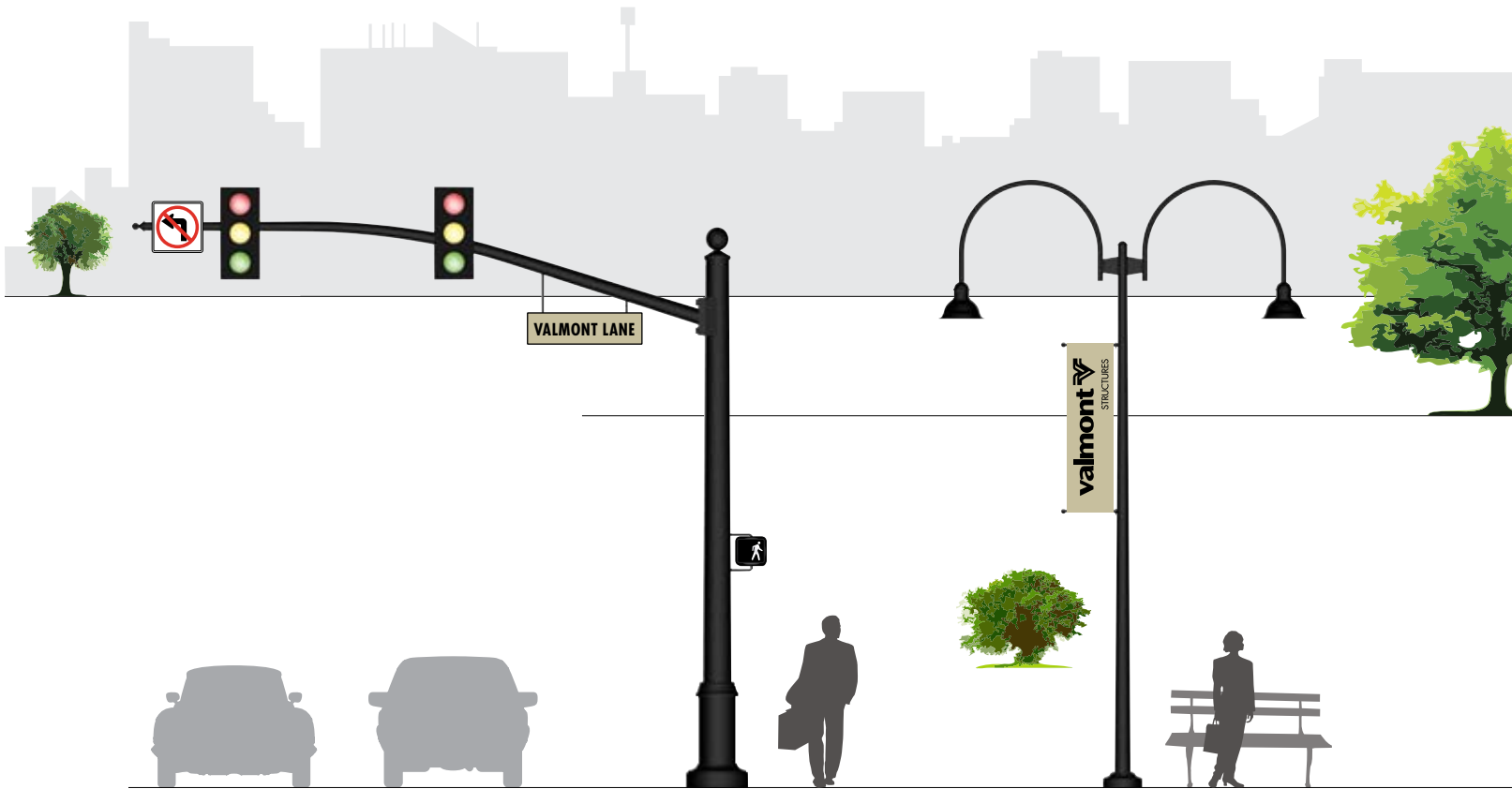
Valmont's historic collection reflects the grandeur of an earlier time. Decorative traffic poles, finials, scrolls and base covers are just the beginning. For projects requiring specialized lighting designs or unique pieces, custom solutions are available. From the ornamental to the elegant, Valmont's lighting and traffic solutions provide an additional way to recreate, renovate and honor historical streetscapes.



CONTEMPORARY

AN EYE ON THE FUTURE

A contemporary streetscape is forward thinking, energetic and contributes an air of confidence. Valmont's contemporary collection is the ideal accompaniment to this environment. The clean, flowing lines and modern finishes meld together with other elements in the space to create a dynamic, inviting atmosphere.



When designing for large urban areas, consider Valmont's dedication to engineering excellence as well. These streetscapes enjoy more use, necessitating a product that will excel not only in beauty, but longevity as well. Well-chosen light and traffic poles from Valmont will adorn this fresh, clean and sophisticated design space, enhance mood, provide safety and improve the livability of your design location.



TC



C2R

Flute Options

STEEL AND ALUMINUM

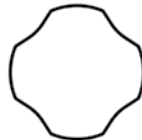


FLUTES



4W

TAPERED STEEL
TAPERED ALUMINUM



4 SHARP

TAPERED STEEL
TAPERED ALUMINUM



8 FLAT

TAPERED STEEL



8 GEAR TOOTH


TAPERED STEEL



Start and stop flutes along the pole shaft to create a unique design.

Valmont offers the most flute options in the industry. This variety allows you to easily customize your design look. These consistent, uniform flutes give you the ability to start or stop anywhere along the pole shaft to accommodate top and side mounting fixtures or arms.

Clean, crisp and uniform flute transition.




8 SHARP
TAPERED STEEL
TAPERED ALUMINUM




12 FLAT
TAPERED STEEL
TAPERED ALUMINUM



12 SHARP
NON-TAPERED ALUMINUM




16 FLAT
TAPERED STEEL
TAPERED ALUMINUM
NON-TAPERED ALUMINUM



16 SHARP
TAPERED STEEL
TAPERED ALUMINUM

Steel Fluted

ROUND TAPERED



TAPERED
4W
8'-40'

TAPERED
4 SHARP
8'-40'

TAPERED
8 FLAT
8'-40'




TAPERED
8 GEAR TOOTH
8'-40'




TAPERED
8 SHARP
8'-40'



TAPERED
12 FLAT
8'-40'



TAPERED
16 FLAT
8'-40'




TAPERED
16 SHARP
8'-40'

Semi-flush handhole also available.



Aluminum Fluted

ROUND NON-TAPERED AND TAPERED



NON-TAPERED*
12 SHARP
8'-25'

NON-TAPERED*
16 FLAT
8'-35'

*Flutes run the entire length of pole.



TAPERED
4W
8'-35'



TAPERED
8 SHARP
8'-35'



TAPERED
12 FLAT
8'-35'



TAPERED
16 FLAT
8'-35'



TAPERED
16 SHARP
8'-35'

TC



C2R

Round Steel

TAPERED AND NON-TAPERED



We offer contemporary decorative style elements that are both timeless and unique in their impression. Superb strength characteristics make these products ultra reliable.





ROUND TAPERED
DS210*
20'-70'



ROUND TAPERED
3-BOLT ANCHOR BASE
DS200*
10'-20'



HANDHOLE
OPTIONAL
4' EMBEDMENT

ROUND TAPERED
EMBEDDED
DS201
10'-20'



ROUND TAPERED
PEDESTAL BASE
DS202
10'-20'



ROUND NON-TAPERED
DS340*
10'-30'

*Standard base cover not shown.

Round Aluminum


TAPERED AND NON-TAPERED



Our aluminum poles require less maintenance, making them both attractive and practical. They are recyclable, lightweight and corrosion resistant.



Flag poles available, please inquire.



ROUND TAPERED
8'-50'


ROUND TAPERED
3-BOLT ANCHOR BASE
8'-20'

WIRE
ACCESS

HANDHOLE
OPTIONAL



ROUND TAPERED
PEDESTAL BASE
10'-20'



ROUND TAPERED
EMBEDDED
8'-30'



ROUND NON-TAPERED
8'-30'



ROUND NON-TAPERED
3-BOLT ANCHOR BASE
8'-20'

TC




C2R

Round Aluminum Tapered Curved

IDYLINE



The contemporary, sleek design of Idyline is just the beginning of their appeal. Choose from Valmont's Sanded Black, Sanded Brown, Natural Aluminum or additional colors to create an iconic design. Also recyclable, lightweight and corrosion resistant.



ROUND TAPERED
IDYLINE CURVE
APPROX. 16.5'-28.0'



ROUND TAPERED
IDYLINE SIGMA
APPROX. 17.5'-31.5'

TC



C2R

Round Aluminum

TAPERED SHAPES




Custom Shapes Available.
Diva Style Shown.



For projects requiring a truly unique approach, these poles offer unlimited design options. Create a one-of-a-kind appearance with a variety of combinations including decorative base covers. Also recyclable, lightweight and corrosion resistant.





ROUND TAPERED
AUSTIN
8'-18'



ROUND TAPERED
BENTLEY
8'-18'



ROUND TAPERED
COLUMBUS
8'-18'



ROUND TAPERED
DANFORTH
8'-18'


TC



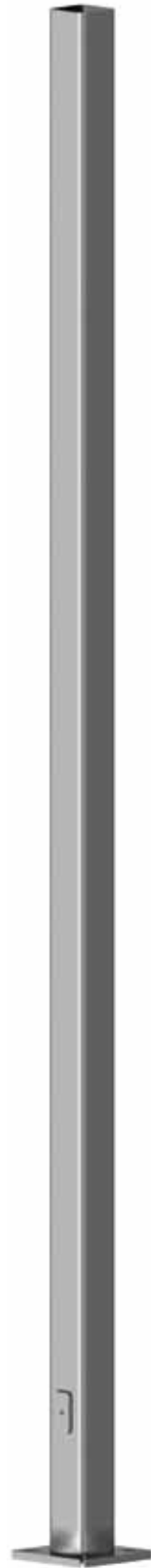
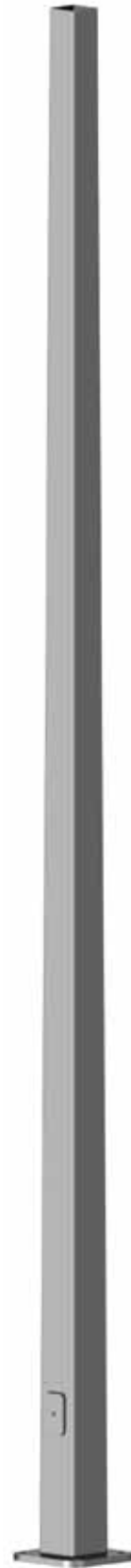
C2R

Square Steel

TAPERED AND NON-TAPERED



Choose from a selection of poles in either tapered or non-tapered styles. The superior fatigue resistance of the Soft Square is better to withstand winds and various loads.



SQUARE TAPERED
DS220*
20'-50'

FATIGUE RESISTANT SOFT SQUARE
NON-TAPERED
DS330*
10'-40'

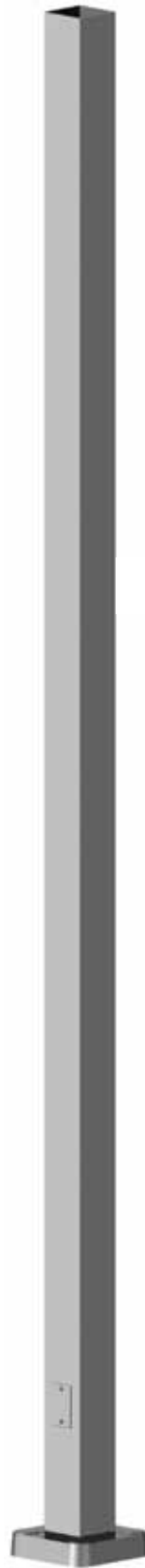
*Standard base cover not shown.

Square Aluminum

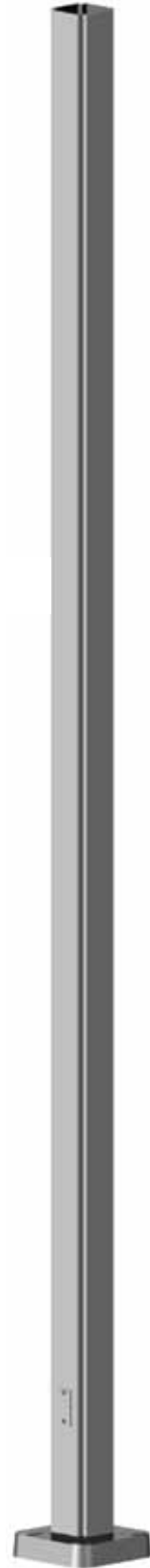
NON-TAPERED



With their sleek, clean appeal and corrosion resistance, these poles are an excellent combination of form and function. Unique, extruded shapes are also available, making them an excellent addition to a variety of design projects. Also recyclable, lightweight and corrosion resistant.



**Custom
Shapes
Available.**



SQUARE NON-TAPERED
4-BOLT ANCHOR BASE
8'-35'

SQUARE NON-TAPERED
CRUCIFORM
8'-30'

TC



C2R

Hinged Steel

EXTERNAL AND INTERNAL HINGE




Both external and internal hinges add strength, durability and value. These poles offer easy access for maintenance without requiring special equipment.



EXTERNAL HINGE

INTERNAL HINGE



EXTERNAL
DSF10
20', 25', 30',
35', 39'

EXTERNAL
DSF15
25', 30', 35',
39'

INTERNAL
DSF20
20', 25', 30'

INTERNAL
DSF35
35', 38'

Hinged Aluminum

ROUND AND SQUARE HINGED BASE



ROUND HINGED BASE



SQUARE HINGED BASE

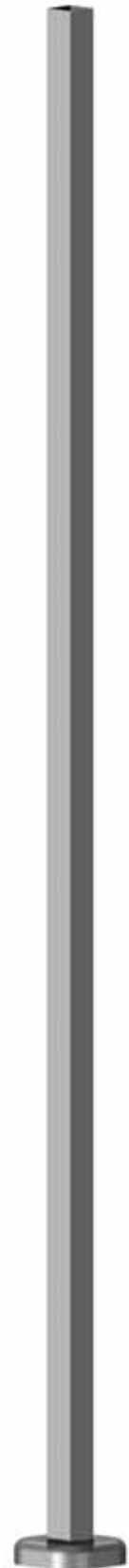
These poles are a clever combination of aesthetic appeal and practicality. Their concealed hinges give a sleek, clean look and provide ease of maintenance with no special equipment.



ROUND
TAPERED
8'-20'



ROUND
NON-TAPERED
8'-20'



SQUARE
NON-TAPERED
8'-20'


Posts

HISTORIC




CROSS SECTION OPTIONS

Valmont's post options and combinations are limitless. Choose from a variety of shaft styles and decorative base covers. From tapered to non-tapered, smooth to fluted, these posts are one-piece and easy to install or move to a new location. Appropriate for pedestrian lighting applications.




ROUND NON-TAPERED
SMOOTH



ROUND NON-TAPERED
16 FLAT FLUTE



ROUND TAPERED
SMOOTH



ROUND TAPERED
16 FLAT FLUTE



WASHINGTON
8'-18'
ALUMINUM



BURNSVILLE
8'-18'
ALUMINUM



HUNTINGTON
8'-18'
ALUMINUM



SACRAMENTO
8'-14'
ALUMINUM



WILLIAMSBURG
8'-14'
ALUMINUM

TC



C2R

Posts

CONTEMPORARY



DORCHESTER
8'-30'
ALUMINUM



AVENUE 10
8'-16'
ALUMINUM



TC



C2R



AVENUE 20
8'-16'
ALUMINUM



AVENUE 30
10'-16'
ALUMINUM



STANTON
10'-20'
ALUMINUM




RENAISSANCE
12'-30'
ALUMINUM



FREEPORT
12'-30'
ALUMINUM

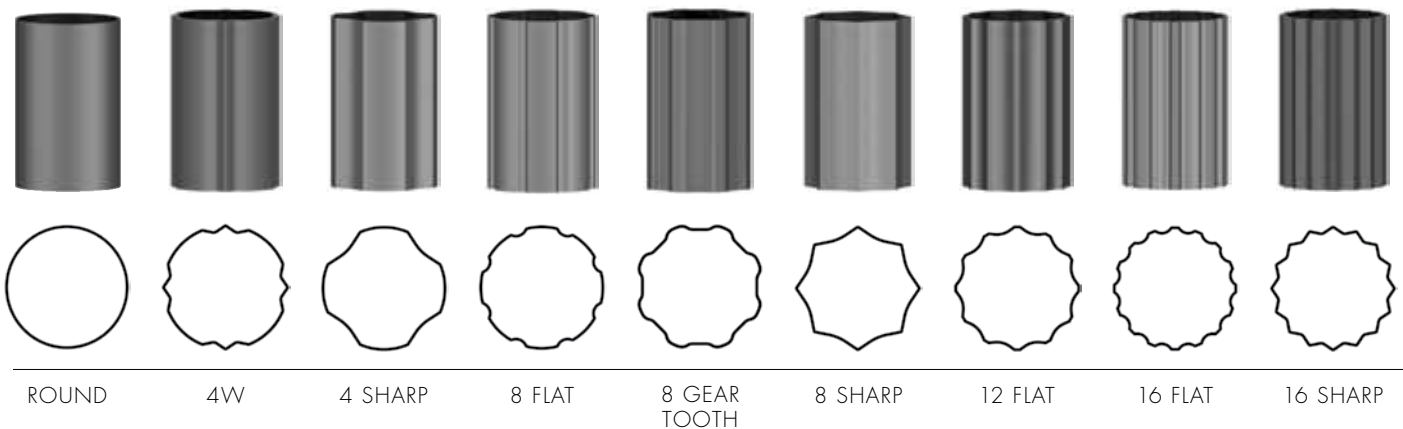
Steel Assemblies

SINGLE AND DOUBLE ARMS



The popular styles available in these pre-engineered pole assemblies help for a quick selection. Choose from a variety of assemblies, creating a unique style to meet your project needs. Single or double arms with varying lengths and heights make your possibilities endless.

CHOOSE CROSS SECTION



For more customization, contact Valmont to create an assembly that meets your unique specifications.




CHOOSE POLE

FINIAL AND NUT COVERS INCLUDED

CHOOSE ARM

SELECT FROM ARM OPTIONS ON FOLLOWING PAGE



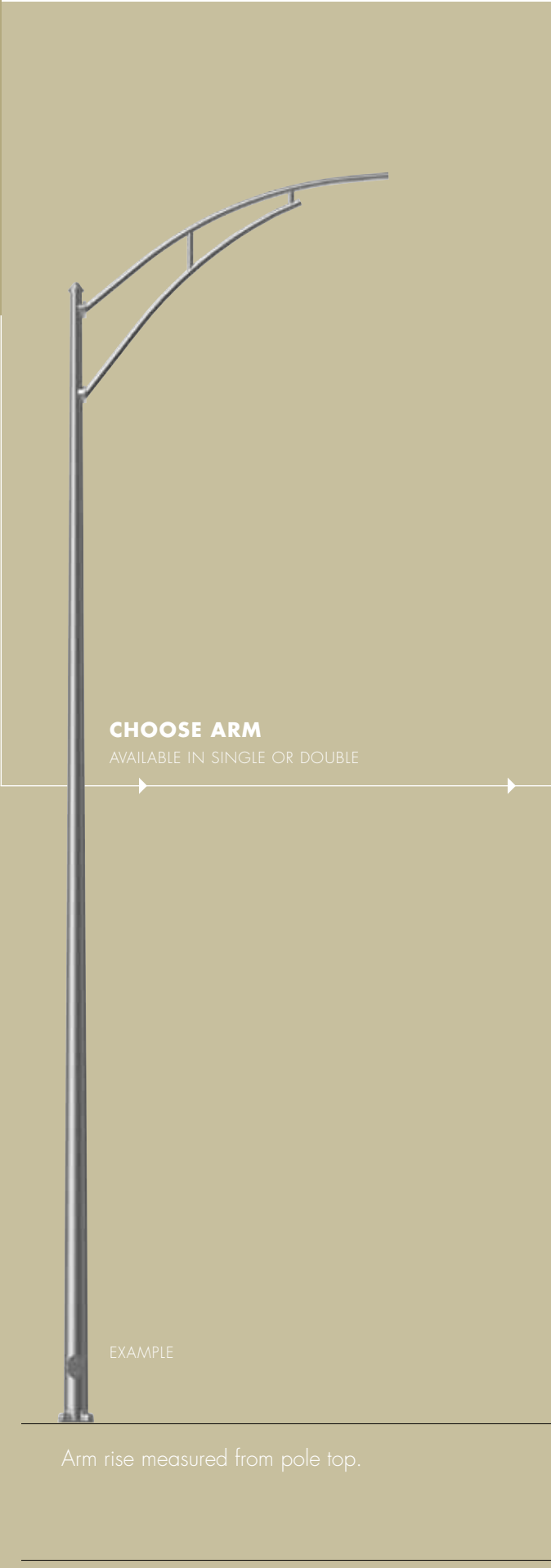
CAST BASE ONLY

SMOOTH ONLY*

FLUTED ONLY*

8 SHARP FLUTED ONLY

*Embedded Option Available.



CHOOSE ARM
AVAILABLE IN SINGLE OR DOUBLE

EXAMPLE

Arm rise measured from pole top.



DS30
21'-40'
RISE: 1'
PIPE ARM: 4', 6', 8'



DS56
30'-45'
RISE: VARIABLE
ROUND TAPERED ARM:
10', 12', 15', 20', 25', 30'



DS90
25'-40'
ROUND TAPERED ARM: 6' 11"

For more customization, contact Valmont to create an assembly that meets your unique specifications.



DS32

30'-45'
RISE: VARIABLE
ROUND TAPERED ARM:
4', 6', 8', 10', 12', 15'



DS36

20'-40'
RISE: VARIABLE
ELLIPTICAL TAPERED ARM:
4', 6', 8', 10'



DS50

20'-45'
RISE: 3'
PIPE ARM: 4', 6', 8'



DS60

25'-35'
RISE: 5'
TRUSS ARM: 8', 10', 12', 15'



DS66

40'-50'
RISE: 6' 6"
TRUSS ARM: 8', 10', 12', 15'



DS70

25'-40'
RISE: 3'
TRUSS ARM: 8', 10', 12', 15'



DS96

25'-45'
ROUND TAPERED ARM:
8', 10'



DS250

TRIPLE ARM
30'-40'
RISE: 3'
PIPE ARM: 4', 6', 8'



DS250

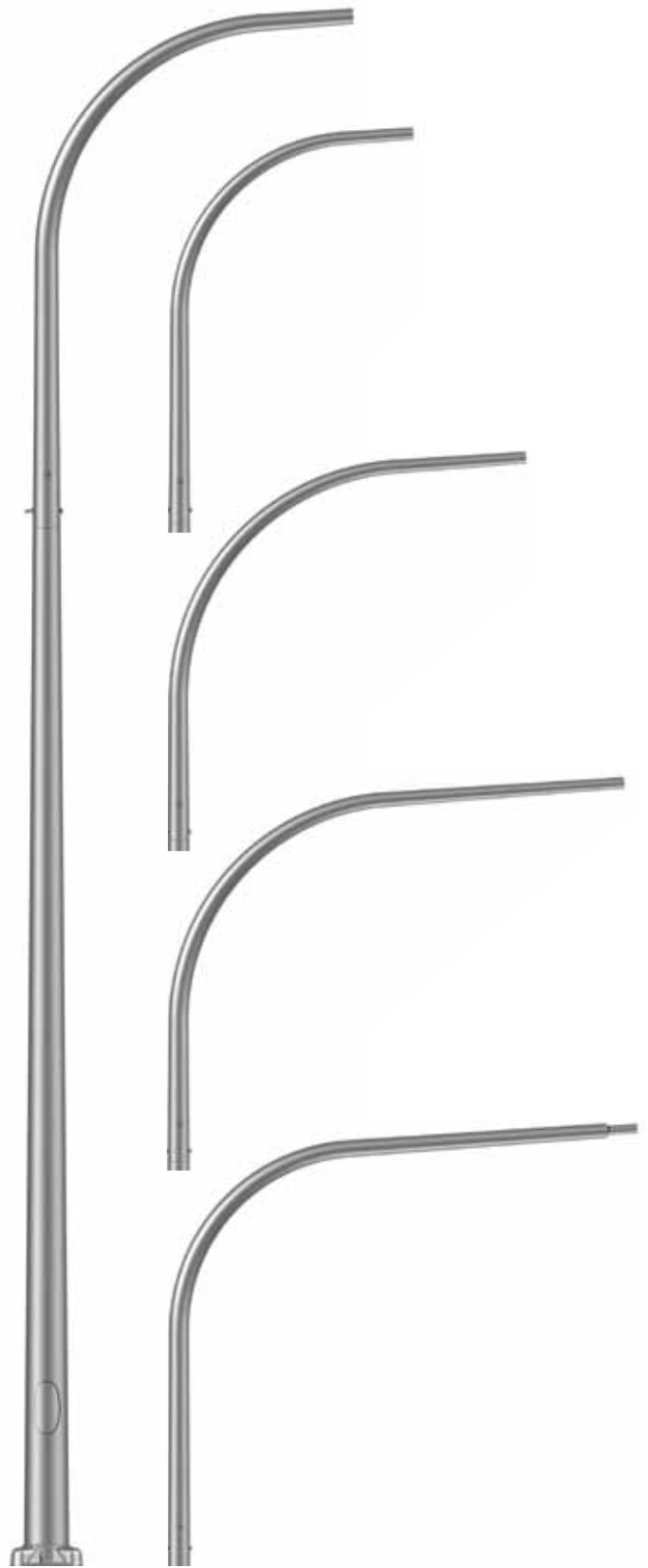
QUAD ARM
30'-40'
RISE: 3'
PIPE ARM: 4', 6', 8'

Aluminum Assemblies

SINGLE AND DOUBLE ARMS




Pre-engineered for ease of ordering and quick installation, these assemblies add beauty to their functionality. Lightweight, recyclable and corrosion resistant, they are available in a variety of arm lengths.



SINGLE DAVITS

20', 25', 30', 35', 40'
 TAPERED ARM: 4', 6', 8', 10'



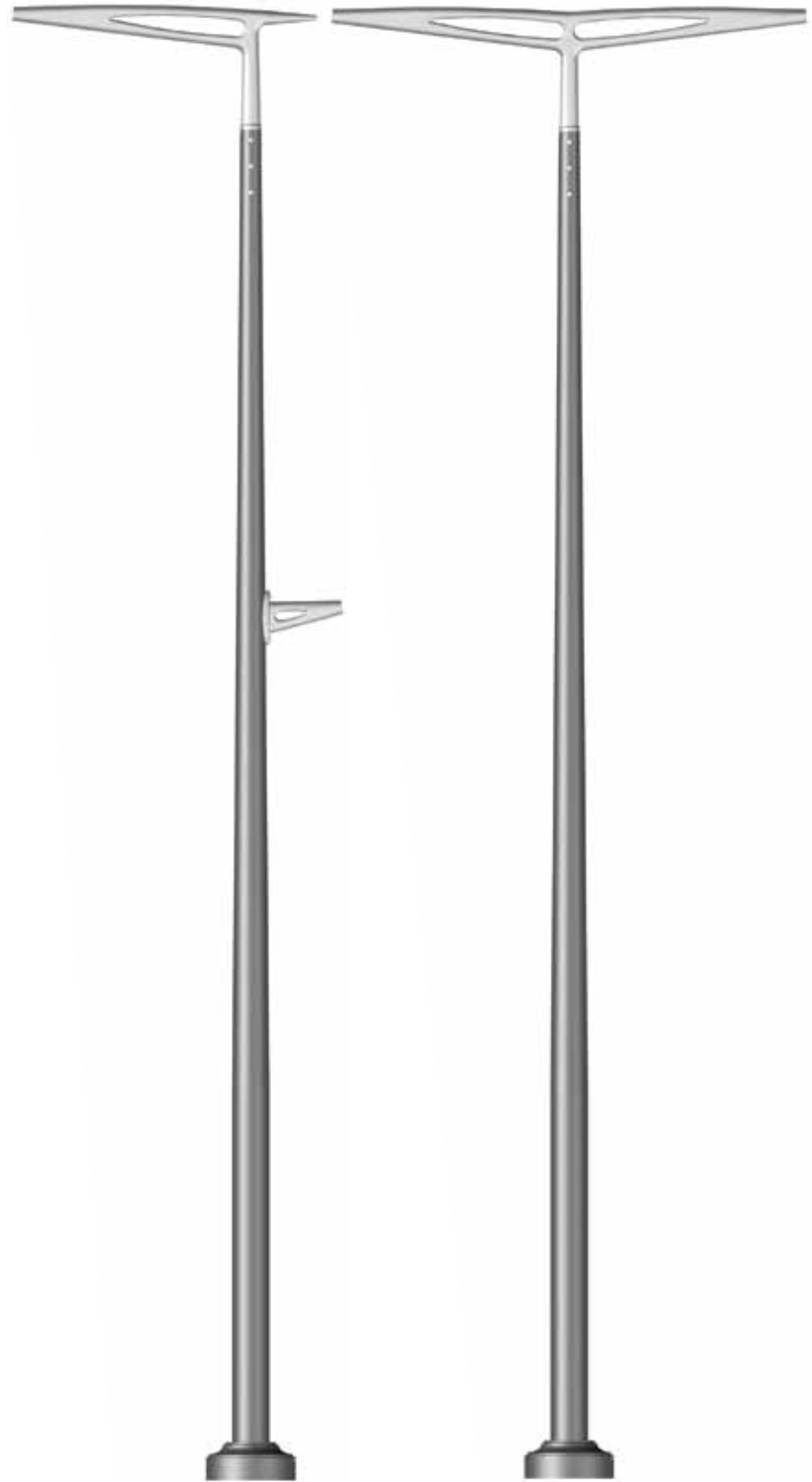
DOUBLE DAVITS
20', 25', 30', 35', 40'
TAPERED ARM: 4', 6', 8', 10'

Aluminum Assemblies


SINGLE AND DOUBLE ARMS



An appealing standout feature in your project, these single and double assemblies shine with a contemporary, sleek design. Choose from Valmont's Sanded Black, Sanded Brown and Natural Aluminum finishes to compliment your design vision. Also recyclable, lightweight and corrosion resistant.




ANNAPURNA
SINGLE OR DOUBLE ARM
21.3'-34.5'



ANNAPURNA PEDESTRIAN

SINGLE OR DOUBLE ARM
13.1'-19.7'



PATAGONIA PEDESTRIAN

SINGLE OR DOUBLE ARM
13.1'-19.7'



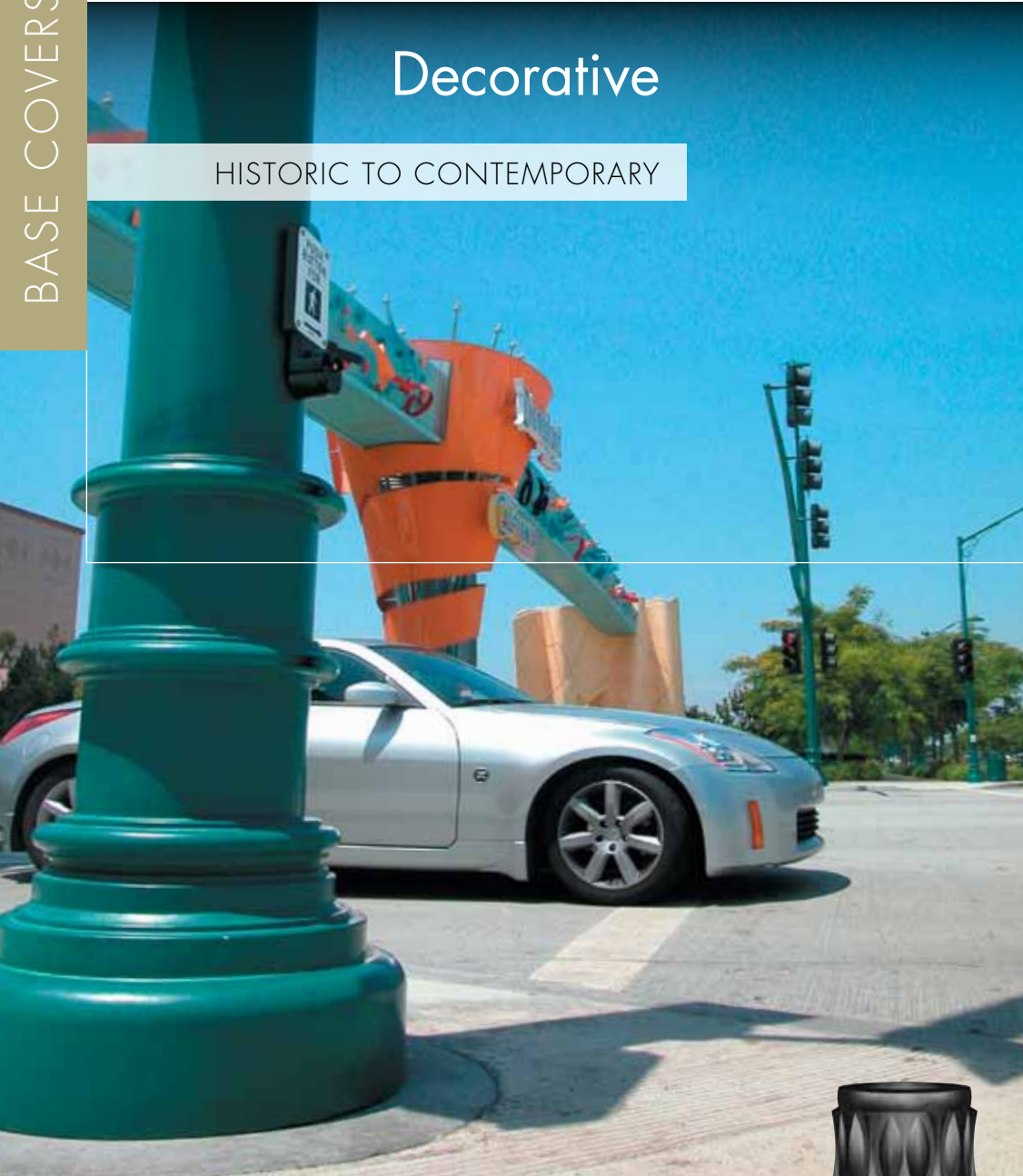
INTERNAL SLIPFIT TENON
PROVIDED ON ALL ANNAPURNA AND
PATAGONIA ASSEMBLIES

PATAGONIA
SINGLE OR DOUBLE ARM
21.3'-34.5'



Decorative

HISTORIC TO CONTEMPORARY



MEMPHIS AC1
CAST ALUMINUM



SANTA FE AC1
CAST ALUMINUM



LAKE COUNTY AC1
CAST ALUMINUM



STERLING AC1
CAST ALUMINUM



From classic, elegant historical detail, to crisp contemporary flair, Valmont's decorative base covers offer you a wide range of options to bring your inspirations to life. While different in their aesthetics, they all include important uniform features with crisp, clean details giving you a polished design, along with a range of sizes from pedestrian to lighting to traffic poles. These truly versatile, durable bases are recyclable, lightweight and corrosion resistant. Many base styles are available in a unique elastomeric urethane material highly resistant to cracking, chipping, or breaking.



HUNTINGTON AC1
CAST ALUMINUM



HARRISBURG AC1
CAST ALUMINUM




WASHINGTON AC1
CAST ALUMINUM



WASHINGTON AC2
CAST ALUMINUM

Decorative

HISTORIC TO CONTEMPORARY



WASHINGTON AC3
CAST ALUMINUM



STYLUS AC1
CAST ALUMINUM



CONTOUR AC1
CAST ALUMINUM



OSCEOLA AC1
CAST ALUMINUM



TC



C2R



RENAISSANCE AC2
ALUMINUM
COMPONENTS



RENAISSANCE AO2
ALUMINUM
COMPONENTS



CLASSIC AC2
ALUMINUM
COMPONENTS



CLASSIC AO2
ALUMINUM
COMPONENTS



DECO AO2
ALUMINUM
COMPONENTS

Decorative

HISTORIC TO CONTEMPORARY



HAWTHORNE AO1
ALUMINUM
COMPONENTS

MISSION BAY AC1
CAST ALUMINUM

MIDTOWN AC1
CAST ALUMINUM

GEORGETOWN AC1
CAST ALUMINUM



LIBERTY AO1
CAST ALUMINUM



ELLSWORTH AO1
SPUN ALUMINUM



GATSBY AO1
SPUN ALUMINUM




FAIRFAX AO1
SPUN ALUMINUM



Decorative

HISTORIC TO CONTEMPORARY



RENAISSANCE AC1
CAST ALUMINUM



RENAISSANCE AO1
SPUN ALUMINUM



CLASSIC AC1
CAST ALUMINUM



CLASSIC AO1
SPUN ALUMINUM



DORCHESTER AC1
CAST ALUMINUM



DECO AO1
SPUN ALUMINUM



STANTON AO1
CAST ALUMINUM



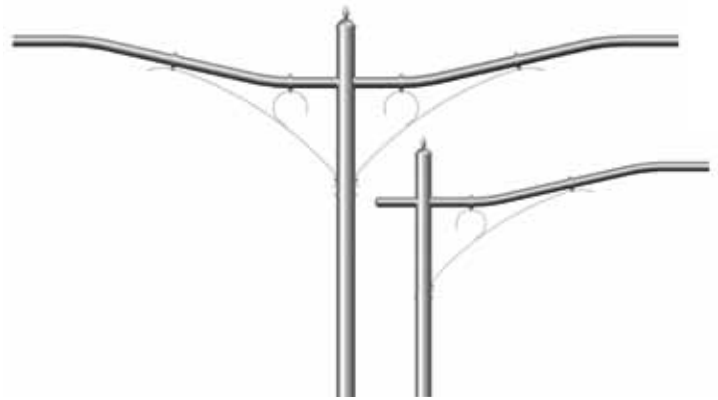
FREEPORT AC1
CAST ALUMINUM

Decorative

STEEL AND ALUMINUM



12TH AVENUE
SINGLE OR DOUBLE
ALUMINUM

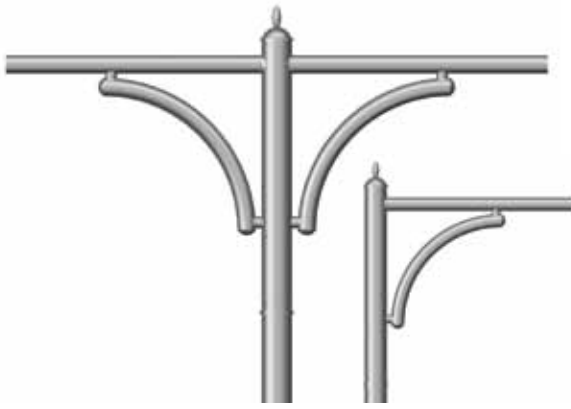


48TH AVENUE
SINGLE OR DOUBLE
ALUMINUM




72ND AVENUE
SINGLE OR DOUBLE
ALUMINUM






24TH AVENUE
SHORT OR LONG
SINGLE OR DOUBLE
ALUMINUM



36TH AVENUE
SINGLE OR DOUBLE
ALUMINUM



60TH AVENUE LARGE
SINGLE OR DOUBLE
ALUMINUM



60TH AVENUE SMALL
SINGLE OR DOUBLE
ALUMINUM



ALHAMBRA
SINGLE OR DOUBLE
ALUMINUM



ANNAPURNA*
SINGLE OR DOUBLE
ALUMINUM

*Slipfit Tenon Provided.

Decorative

STEEL AND ALUMINUM



ANNAPURNA PEDESTRIAN*

SINGLE OR DOUBLE
ALUMINUM



CHATEAU 2


SINGLE OR DOUBLE
ALUMINUM



LANTERN

SINGLE
STEEL

*Slipfit Tenon Provided.



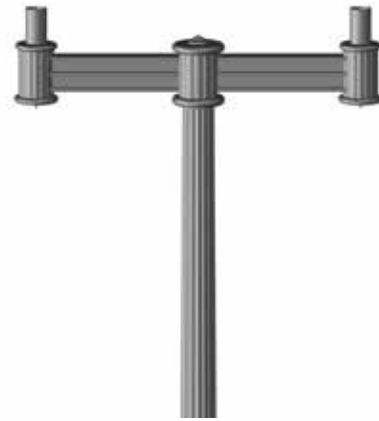
BURNSVILLE
SINGLE OR DOUBLE
ALUMINUM




CHATEAU 1
SINGLE OR DOUBLE
ALUMINUM



CLARKSVILLE
SINGLE OR DOUBLE
ALUMINUM



LANCASTER
ALUMINUM



MARINA 1
SINGLE OR DOUBLE
STEEL OR ALUMINUM



MARINA 2
SINGLE OR DOUBLE
STEEL OR ALUMINUM



Decorative

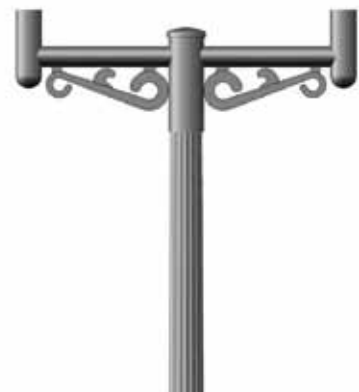
STEEL AND ALUMINUM



PARAMOUNT
SINGLE OR DOUBLE
ALUMINUM



PATAGONIA*
SINGLE OR DOUBLE
ALUMINUM



SOUTH RIVER
ALUMINUM

*Slipfit Tenon Provided.



PASEO 1
SINGLE OR DOUBLE
STEEL OR ALUMINUM



PASEO 2
SINGLE OR DOUBLE
STEEL OR ALUMINUM



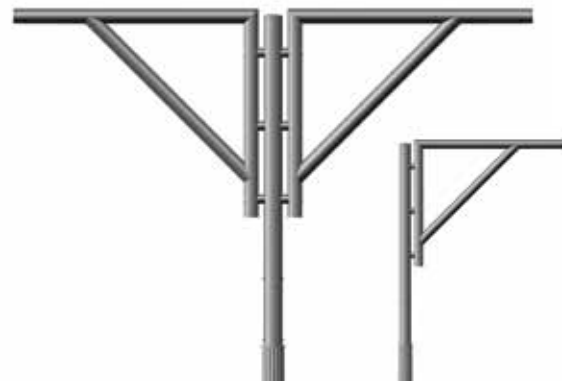
PATAGONIA PEDESTRIAN*
SINGLE OR DOUBLE
ALUMINUM



SHEPHERD'S CROOK
SINGLE OR DOUBLE
ALUMINUM



STRADA 1
SINGLE OR DOUBLE
STEEL OR ALUMINUM




STRADA 2
SINGLE OR DOUBLE
STEEL



Decorative

STEEL AND ALUMINUM



STRADA 3
SINGLE OR DOUBLE
ALUMINUM



VISTA 3
SINGLE OR DOUBLE
ALUMINUM

*Other arm curves available.



VISTA 1
SINGLE OR DOUBLE
STEEL OR ALUMINUM



VISTA 2
SINGLE OR DOUBLE
ALUMINUM



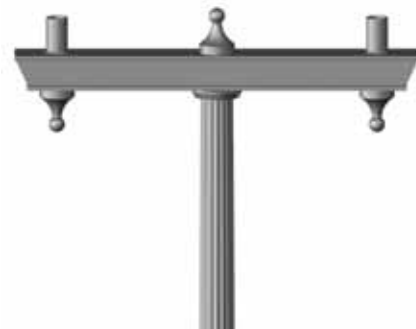
VISTA 4
SINGLE OR DOUBLE
ALUMINUM



WELLINGTON*
SINGLE OR DOUBLE
STEEL




WINDSOR*
SINGLE OR DOUBLE
STEEL



WOODBRIDGE
ALUMINUM

Standard

STEEL



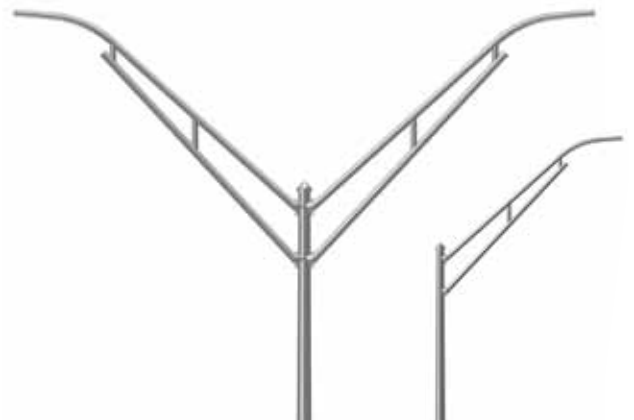
Arm rise measured from pole top.



DS56

SINGLE OR DOUBLE
RISE: VARIABLE

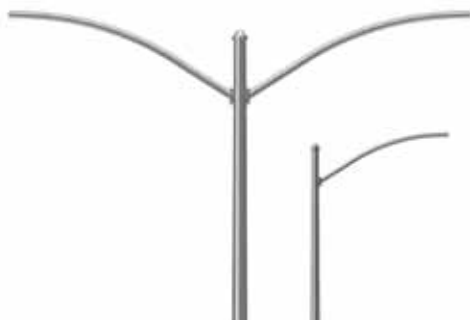
ROUND TAPERED ARM: 10', 12', 15', 20', 25', 30'
STEEL



DS60

SINGLE OR DOUBLE
RISE: 5'

TRUSS ARM: 8', 10', 12', 15'
STEEL




DS30
 SINGLE OR DOUBLE
 RISE: 1'
 PIPE ARM: 4', 6', 8'
 STEEL




DS32
 SINGLE OR DOUBLE
 RISE: VARIABLE
 ROUND TAPERED ARM: 4', 6', 8', 10', 12', 15'
 STEEL



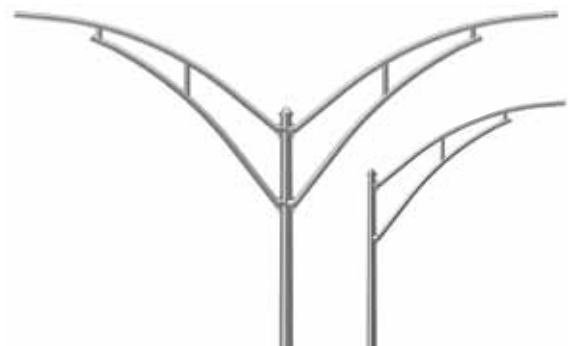
DS36
 SINGLE OR DOUBLE
 RISE: VARIABLE
 ELLIPTICAL TAPERED ARM: 4', 6', 8', 10'
 STEEL



DS50
 SINGLE OR DOUBLE
 RISE: 3'
 PIPE ARM: 4', 6', 8'
 STEEL



DS66
 SINGLE OR DOUBLE
 RISE: 6' 6"
 TRUSS ARM: 8', 10', 12', 15'
 STEEL




DS70
 SINGLE OR DOUBLE
 RISE: 3'
 TRUSS ARM: 8', 10', 12', 15'
 STEEL




Standard

STEEL AND ALUMINUM



DS90
SINGLE OR DOUBLE
ROUND TAPERED ARM: 6' 11"
STEEL




DS99 DOUBLE BEND
SINGLE OR DOUBLE
ROUND TAPERED ARM: 10', 15'
STEEL



DAVIT
SINGLE OR DOUBLE
TAPERED ARM: 4', 6', 8', 10'
ALUMINUM

Arm rise measured from pole top.



DS96

SINGLE OR DOUBLE
 ROUND TAPERED ARM: 8', 10'
 STEEL




DS99 TIGHT BEND

SINGLE OR DOUBLE
 ROUND TAPERED ARM: 4', 6', 8', 10', 12', 14'
 STEEL



DS250

TRIPLE ARM
 RISE: 3'
 PIPE ARM: 4', 6', 8'
 STEEL



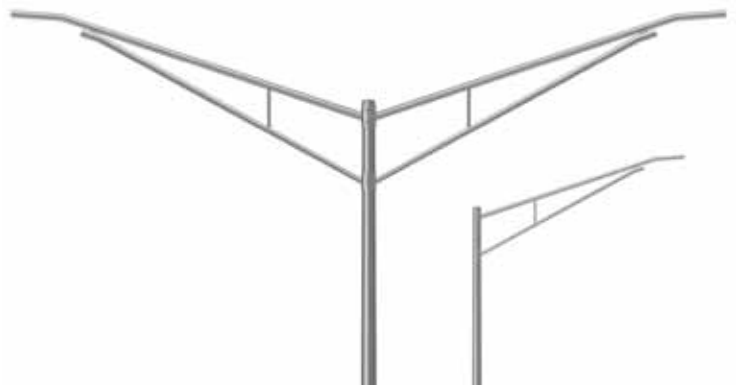
DS250

QUAD ARM
 RISE: 3'
 PIPE ARM: 4', 6', 8'
 STEEL



MAST

SINGLE OR DOUBLE
 RISE: 2' 4"
 ELLIPTICAL TAPERED TUBE ARM: 4', 6', 8'
 ALUMINUM



TRUSS

SINGLE OR DOUBLE
 RISE: 2' 4" OR 5'
 TRUSS ARM: 6', 8', 10', 12', 15'
 ALUMINUM



Steel Brackets

BULLHORN



For dependability and durability, engineered brackets from Valmont are unsurpassed. All brackets undergo full-scale structural tests, ensuring they provide lasting strength and durability.



DOUBLE 180° BULLHORN
TOP MOUNT
MD102



TRIPLE 180° BULLHORN
TOP MOUNT
MD103



QUAD 180° BULLHORN
TOP MOUNT
MD104



PENTA 180° BULLHORN
TOP MOUNT
MD115



TRIPLE 120° BULLHORN
TOP MOUNT
MY103



QUAD 90° BULLHORN
TOP MOUNT
MX104



SINGLE 180° ARM
SIDE MOUNT
MO70



SINGLE 180° BULLHORN
SIDE MOUNT
MO80



DOUBLE 180° BULLHORN
SIDE MOUNT
MO82

Steel Brackets

UPSWEEP



SINGLE UPSWEEP
TOP MOUNT
PIPE ARM
MS321



DOUBLE UPSWEEP
TOP MOUNT
PIPE ARM
MD322



TRIPLE UPSWEEP
TOP MOUNT
PIPE ARM
MY323




QUAD UPSWEEP
TOP MOUNT
PIPE ARM
MX324

Steel Brackets

SPOKE



SINGLE 180° SPOKE
TOP MOUNT
MS401



DOUBLE 180° SPOKE
TOP MOUNT
MS402



DOUBLE 90° SPOKE
TOP MOUNT
ML402



TRIPLE 90° SPOKE
TOP MOUNT
MT403



TRIPLE 120° SPOKE
TOP MOUNT
MY403



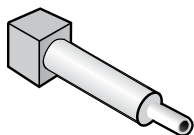
QUAD 90° SPOKE
TOP MOUNT
MX404

Aluminum Brackets

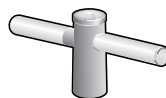
SPOKE



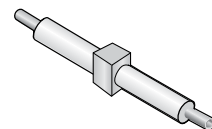
SINGLE STRAIGHT
SPOKE
TOP MOUNT
1HT90



SINGLE SQUARE
SPOKE
TOP MOUNT
1HT90Q



DOUBLE 180° STRAIGHT
SPOKE
TOP MOUNT
2HT180



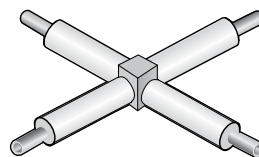
DOUBLE 180° SQUARE
SPOKE
TOP MOUNT
2HT180Q



TRIPLE 120° STRAIGHT
SPOKE
TOP MOUNT
3HT120



QUAD 90° STRAIGHT
SPOKE
TOP MOUNT
4HT90



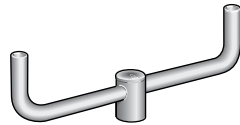
QUAD 90° SQUARE
SPOKE
TOP MOUNT
4HT90Q

Aluminum Brackets

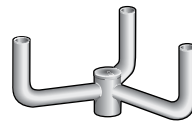
BULLHORN



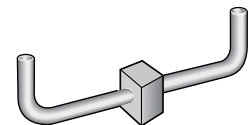
SINGLE BULLHORN
SIDE MOUNT
1BS 238-18



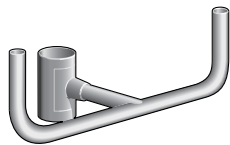
DOUBLE 180° BULLHORN
TOP MOUNT
2B180



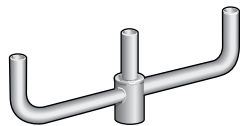
TRIPLE 120° BULLHORN
TOP MOUNT
3B120



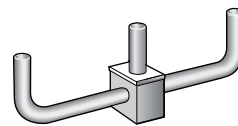
DOUBLE 180° SQUARE
BULLHORN
TOP MOUNT
2B180Q



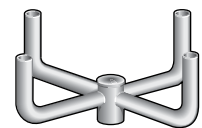
DOUBLE 180° BULLHORN
SIDE MOUNT
2BS 238-36




TRIPLE 180° BULLHORN
TOP MOUNT
3B180



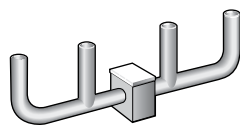
TRIPLE 180° SQUARE
BULLHORN
TOP MOUNT
3BT180Q



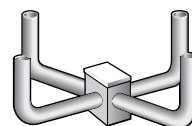
QUAD 90° BULLHORN
TOP MOUNT
4B90



QUAD 180° BULLHORN
TOP MOUNT
4B180




QUAD 180° SQUARE
BULLHORN
TOP MOUNT
4BT180Q




QUAD 90° SQUARE
BULLHORN
MOUNT
4BT190Q

Aluminum Brackets

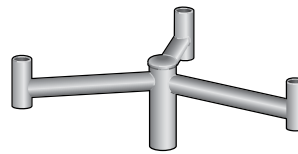
TENON AND DOUBLE




2-TENON 180°
TOP MOUNT
2VTH180



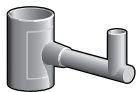
3-TENON 180°
TOP MOUNT
3VTH180



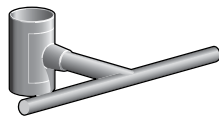
3-TENON 120°
TOP MOUNT
3VTH120



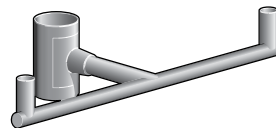
4-TENON 90°
TOP MOUNT
4VTH90



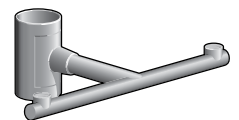
SINGLE
SIDE MOUNT
1TS 238-18
1TS 278-18



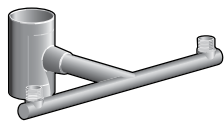
DOUBLE 180°
SIDE MOUNT
2HS 238-24
2HS 278-24



DOUBLE 180°
SIDE MOUNT
2TS 238-36
2TS 278-36



DOUBLE 180° COUPLING
SIDE MOUNT
2CS 12-24
2CS 34-24



DOUBLE 180° NIPPLE
SIDE MOUNT
2NS 34-24

Aluminum Brackets

WOOD POLE



DOUBLE GUY ROD
RISE: VARIABLE
PIPE ARM: 90", 114", 138"
DG SERIES



A-FRAME
RISE: VARIABLE
PIPE ARM: 90", 114", 138"
AF SERIES



SINGLE GUY ROD
RISE: VARIABLE
PIPE ARM: 66", 90"
SG SERIES



SINGLE FLOODLIGHT
RISE: 24"
PIPE ARM: 7", 18"
FLS SERIES



DOUBLE FLOODLIGHT
RISE: 24"
PIPE ARM: 12"
FLD SERIES



TRIPLE FLOODLIGHT
RISE: 24"
PIPE ARM: 23.5"
FLT SERIES



SINGLE & DOUBLE CROSSARM
RISE: 9"
PIPE ARM: 18", 21", 30", 48"
CAS & CAD SERIES



SINGLE CANTILEVER
RISE: 9"
PIPE ARM: 16", 19", 24",
28", 30", 46"
CSA SERIES



SINGLE CANTILEVER
RISE: VARIABLE
PIPE ARM: 15", 19", 24",
28", 30"
CSB SERIES



SINGLE CANTILEVER
RISE: VARIABLE
PIPE ARM: 17", 22",
28", 30"
CSC SERIES

Base Covers

STEEL OR ALUMINUM POLES



ROUND TAPERED
FULL BASE COVER
STEEL POLES



SQUARE TAPERED
FULL BASE COVER
STEEL POLES



**SOFT SQUARE
NON-TAPERED**
FULL BASE COVER
STEEL POLES



ROUND NON-TAPERED
FULL BASE COVER
STEEL POLES



DART
FULL BASE COVER
STEEL POLES



OIL PAN
FULL BASE COVER
STEEL POLES



SPUN
FULL BASE COVER
ALUMINUM POLES

Any non-Valmont accessories will void Valmont warranty.

Nut Covers

STEEL OR ALUMINUM POLES



STANDARD
NUT COVER
STEEL POLES



FLUTED
NUT COVER
STEEL POLES




FLOWER POT
NUT COVER
STEEL POLES




SCREW-ON
NUT COVER
STEEL POLES



CAST BASE
WITH NUT COVERS
STEEL POLES



TAMPER RESISTANT
NUT COVER DISK
ALUMINUM POLES



SHOE BASE
NUT COVERS
ALUMINUM POLES

Any non-Valmont accessories will void Valmont warranty.

Transformer Bases and Breakaway Couplings

STEEL OR ALUMINUM POLES



M212
TRANSFORMER BASE
STEEL POLES



M211
TRANSFORMER BASE
STEEL POLES



TB1-17
TRANSFORMER BASE
STEEL OR ALUMINUM POLES



TB2-17
TRANSFORMER BASE
STEEL OR ALUMINUM POLES



TB3-17
TRANSFORMER BASE
STEEL OR ALUMINUM POLES



BREAKAWAY COUPLINGS
STEEL OR ALUMINUM POLES

Any non-Valmont accessories will void Valmont warranty.

Handholes and Festoons

STEEL OR ALUMINUM POLES



2.5" X 5"
3" X 5"
STEEL POLES



4" X 6.5"
STEEL POLES



2.5" X 5" SEMI-FLUSH
4" X 6.5" SEMI-FLUSH
STEEL POLES



FLUSH
4" X 6", 3" X 5"
2.38" X 4.5"
ALUMINUM POLES



SURFACE MOUNTED
2" X 4"
2.6" X 5"
ALUMINUM POLES



FESTOON
STEEL POLES



FESTOON
ALUMINUM POLES

Any non-Valmont accessories will void Valmont warranty.

Collars

ALUMINUM



STANTON
CAST ALUMINUM



RENAISSANCE
CAST ALUMINUM



FREEPORT
CAST ALUMINUM



DORCHESTER
CAST ALUMINUM

Any non-Valmont accessories will void Valmont warranty.

Scrolls

FORMED AND CAST

DESIGN CONCEPTS
VARIOUS SCROLL SHAPES AVAILABLE



FORMED
STEEL OR ALUMINUM



FORMED
STEEL OR ALUMINUM



FORMED
STEEL OR ALUMINUM



FORMED
STEEL



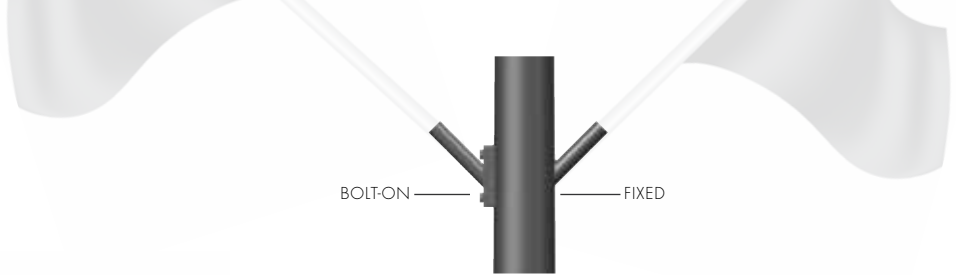
CAST
ALUMINUM



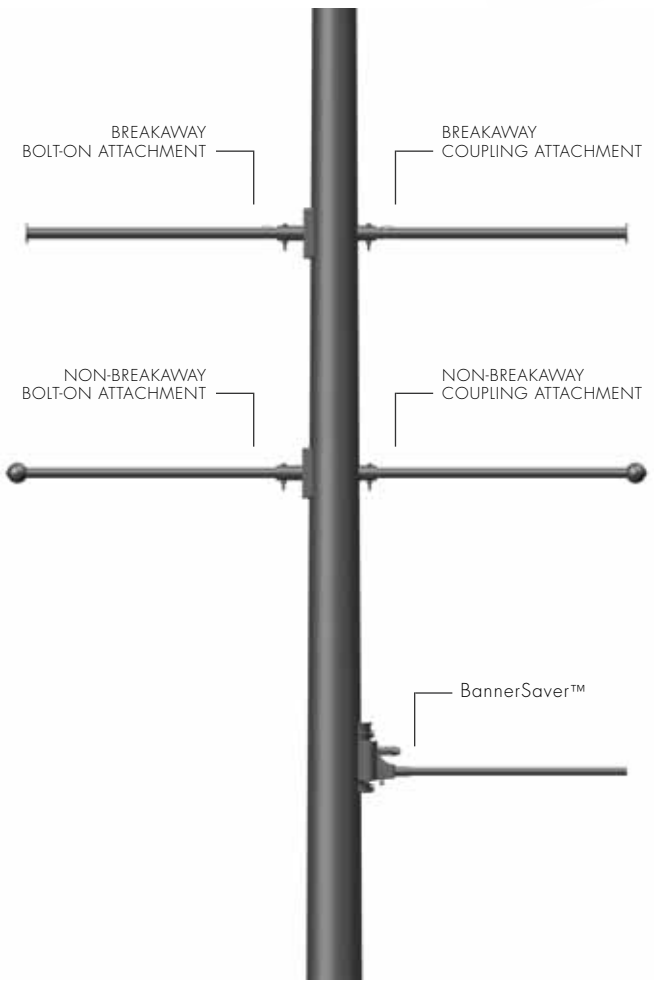
CAST
ALUMINUM

Any non-Valmont accessories will void Valmont warranty.

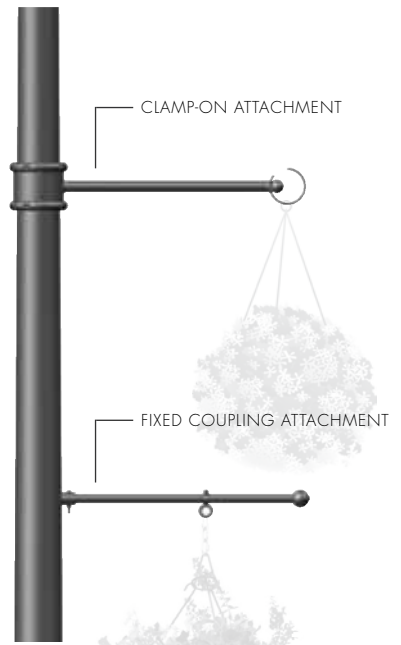
Banner Arms, Flag Holders, Plant Hangers



FLAG HOLDERS



BANNER ARMS



PLANT HANGERS

Confirm loads with factory. Any non-Valmont accessories will void Valmont warranty.

Vibration Mitigation Devices



INTERNAL CANISTER
DAMPER
FACTORY INSTALLED



CHAIN DAMPER
FIELD INSTALLED



TUBE DAMPER
FIELD INSTALLED



PREFORMED
FABRIC PAD



PREFORMED
FABRIC WASHERS

Consult factory for engineered vibration mitigation solutions. Any non-Valmont accessories will void Valmont warranty.

Arm Attachments and Fixture Mountings

STEEL POLES



SINGLE BOLT
SIMPLEX



DOUBLE BOLT
SIMPLEX



3-BOLT
SIMPLEX



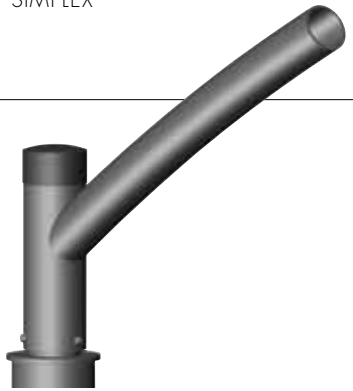
4-BOLT
SIMPLEX



CLAMP



SLIPFIT



HUB MOUNT



TENON



TENON

Any non-Valmont accessories will void Valmont warranty.

Arm Attachments and Fixture Mountings

ALUMINUM POLES



DOUBLE BOLT
SIMPLEX



TWO BOLT
BRACKET



FOUR BOLT
BRACKET



CLAMP



SLIPFIT



HUB MOUNT



TENON



TENON



TENON

Any non-Valmont accessories will void Valmont warranty.

Finials & Pole Caps



ACORN



ALHAMBRA



CLARKSVILLE



FINIAL



NEEDLE



PANTHEON



SOUTH RIVER



SPEAR

Any non-Valmont accessories will void Valmont warranty.



ATHENS



BALL



BURNSVILLE



CAPITOL



GLOBE



HALF DOME



LANCASTER



METRO



PINEAPPLE



POINT



**ROUND PLASTIC
PUSH-IN**



SHIKRA



SPIKE



SQUARE



**SQUARE PLASTIC
PUSH-IN**



WOODBRIDGE

Finish Systems

STEEL AND ALUMINUM



STEEL

Valmont Structures offers several options for steel paint coatings and control systems to provide a long-lasting appearance. We offer a full range of industrial finishing services including:

GALVANIZING

One of the most common and effective ways to protect steel from corrosion is galvanizing, which provides steel with both interior and exterior protection from corrosion. This barrier coating is unique, differing from all other coatings in the way it bonds to the steel, and in the corrosion resistance of the resulting zinc surface.

Valmont is a pioneer and an industry leader in hot-dip galvanizing; in fact, Valmont is one of the United States' largest custom galvanizers. Simply stated, we are one of the only pole manufacturers that own our own galvanizing facilities, ultimately benefiting the production of your product from design to delivery.

V-PRO™ PROTECTION SYSTEMS

V-PRO Protection Systems were developed exclusively for Valmont by utilizing independent laboratory testing. Depending on your service expectations and environmental conditions, the following corrosion protection systems are available:



Why Choose V-PRO Protection Systems?

Valmont Structures devoted extensive research to ensure your steel poles receive maximum protection from the environment. We qualify our protection systems by utilizing the most sophisticated testing techniques available to the industry. Our testing includes:

- Cathodic Delamination Testing
- UV Testing
- Electrochemical Impedance Spectroscopy (EIS)
- Gravelometry
- Cross Section Analysis
- Gloss and Color
- Cyclic Exposure

Valmont's V-PRO Protection Systems were developed utilizing comprehensive testing while working with various paint coating manufacturers. Our systems were evaluated under numerous environmental conditions by an independent laboratory. Through this testing, we know how our systems will perform over time and provide you the service life you expect.



V-PRO 1

- Basic one coat powder.
- Appropriate for most geographic areas with applications of slow speed traffic, parking lots, shopping malls, office complexes, apartments, parks, tennis courts, etc.
- Zero or very limited exposure to de-icing salts, ocean spray, or acid rain.
- Gloss and color retention is moderate to good.
- Suitable over galvanized where additional corrosion protection is required and with carbon steel.
- Not recommended for weathering steel.
- Economical cost.

V-PRO 2

- Two coat powder or liquid. Includes primer and top coat.
- Appropriate for most roadside applications of moderate speed traffic or where poles are sufficiently set away from high speed traffic.
- Use where there is light ambient salt, road rock salt or moderate acid rain.
- Color retention is moderate to good.
- Suitable over galvanized and carbon steel.
- Not recommended for weathering steel.
- Economical cost.

V-PRO 3

- Two coat powder or liquid. Includes zinc primer and top coat.
- Appropriate for more extreme roadside applications with high speed traffic, and where poles are located close to traffic. Most geographic areas are applicable.
- Use where there is high ambient salt, rock salt, high impact abuse, and rock chip resistance required.
- Color retention is good to very good.
- Suitable over galvanized steel.
- Applied over galvanizing provides superior protection where high concentrations of liquid de-icing agents or other corrosive compounds utilized.
- Moderate cost.

V-PRO 4

- Two coat powder or liquid. Includes zinc primer and premium top coat.
- Appropriate for extreme applications where color and gloss retention is vital for 5 to 10 years or more.
- Great for decorative poles, bright colors and high sun exposure areas.
- Appropriate for roadside applications with high speed traffic. Most geographic areas are applicable.
- Use where there is high ambient salt, rock salt, high impact abuse, and rock chip resistance required.
- Applied over galvanizing provides superior protection where high concentrations of liquid de-icing agents or other corrosive compounds utilized, including acid rain.
- Suitable over galvanized steel.
- Color retention is very good.
- Premium cost.



ALUMINUM

POWDER COATING

This process subjects low-molecular-weight solid resins to elevated temperatures, causing them to melt, flow, and chemically meld to form a durable, attractive, consistently finished protective coating.

BRUSHED OR ANODIZED ALUMINUM

The anodizing process protects aluminum products with a durable, attractive finish. The process can produce a wide range of surface finishes — from bright and shiny to dull matte, in brilliant, subtle, or rich color schemes. Anodizing also enhances resistance to abrasion and corrosion and reduces surface electrical conductivity.



Concept to Reality

CUSTOM ENGINEERED DESIGNS

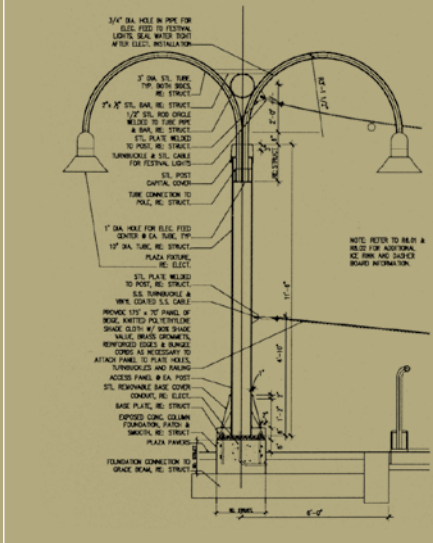


C2R

Our expertise, engineering mastery and global reach work together to make us the most capable provider in the industry to take on your custom engineering and design project. We have a critical mass of engineering resources and experience that can offer custom design work, answer questions and provide optimal solutions to our customers. Whatever the parameters of the project – however large or small the challenge – Valmont is ready and able to meet your challenge.




NORTHSTAR ICE RINK – LAKE TAHOE, NEVADA



The Northstar Ice Rink’s architect came to Valmont Structures with a sketch and various environmental conditions of the project. The poles required long, architectural arms to illuminate the ice rink and the gathering areas. We engineered a dynamic light pole that considered weight and wind load, along with an integral transformer hidden from view. Not only did the light poles exceed design expectations, but they were easy to assemble and met the architect’s budget.

MILLENNIUM PARK – CHICAGO, ILLINOIS




Our customer came to us with a concept drawing for contemporary light poles for the Lurie Gardens at the new, high-style Millennium Park in Chicago, Illinois. We utilized their drawing and produced light poles virtually identical to their original concept. The result – a unique, marine-style light pole that exceeded their expectations.



Concept to Reality

CLERMONT-FERRANO, FRANCE



The Place de Jaude lighting project was very unique. The site location, Clermont-Ferrano, is in the heart of France's volcanic terrain. The architect wanted to complement the city's terrain by employing lighting simulating an erupting lava lake. We worked closely with the architect on a structural design that would leave a lasting impression. The result – seven ominous lighting structures emulating flames with curls of smoke jetting into the skyline.

MAY MUSEUM – FREMONT, NEBRASKA



The Louis E. May Museum, built in 1874 as a mansion, wanted to recreate the nostalgic atmosphere of the property by replicating the original light poles. However, only photos and some pieces existed, making reproduction almost impossible. From these few pieces, we studied the details, created models and replicated the original pole to accommodate the architectural style of the historic building and surroundings.



PARC GRAMONT – ROUEN, FRANCE



Parc Gramont was in the midst of a redevelopment project. The city wanted lighting structures that people would recognize and associate with the park, all while appropriately lighting the playgrounds. However, the park was located adjacent to a large railway network that was distracting. We worked closely with the architect to produce two eye-catching structures reaching over 60 feet tall. The structures were designed to include easy accessibility to the pole interior, to contain a noise dampening system and to aid in vandalism reduction. The result – two unique lighting structures that create a lasting impression.



INDEX

1	
12 Flat Aluminum Fluted Pole	40
12 Flat Flute Shape	36
12 Flat Steel Fluted Pole	38
12 Sharp Aluminum Fluted Pole	39
12 Sharp Flute Shape	36
12th Avenue Aluminum Decorative Arm	73
16 Flat Aluminum Fluted Pole	39
16 Flat Aluminum Fluted Pole	40
16 Flat Flute Shape	36
16 Flat Steel Fluted Pole	38
16 Sharp Aluminum Fluted Pole	40
16 Sharp Flute Shape	36
16 Sharp Steel Fluted Pole	38
1BS 238-18 Aluminum Bullhorn Bracket	90
1HT90 Aluminum Spoke Bracket	89
1HT90Q Aluminum Spoke Bracket	89
1TS Aluminum Double Bracket	91
2	
24th Avenue Aluminum Decorative Arm	74
2B180 Aluminum Bullhorn Bracket	90
2B180Q Aluminum Bullhorn Bracket	90
2BS 238-26 Aluminum Bullhorn Bracket	90
2CS Aluminum Double Bracket	91
2HS Aluminum Double Bracket	91
2HT180 Aluminum Spoke Bracket	89
2HT180Q Aluminum Spoke Bracket	89
2NS Aluminum Double Bracket	91
2TS Aluminum Double Bracket	91
2VTH180 Aluminum Tenon Bracket	91
3	
3-Bolt Anchor Base Aluminum Round Non-Tapered Pole	44
3-Bolt Anchor Base Aluminum Round Tapered Pole	43
3-Bolt Anchor Base Steel Round Tapered Pole	42
36th Avenue Aluminum Decorative Arm	74
3B120 Aluminum Bullhorn Bracket	90
3B180 Aluminum Bullhorn Bracket	90
3BT180Q Aluminum Bullhorn Bracket	90
3HT20 Aluminum Spoke Bracket	89
3VTH120 Aluminum Tenon Bracket	91
3VTH180 Aluminum Tenon Bracket	91
4	
4 Sharp Flute Shape	35
4 Sharp Steel Fluted Pole	37
48th Avenue Aluminum Decorative Arm	73

4B180 Aluminum Bullhorn Bracket	90
4BT180Q Aluminum Bullhorn Bracket	90
4BT190Q Aluminum Bullhorn Bracket	90
4B90 Aluminum Bullhorn Bracket	90
4HT90 Aluminum Spoke Bracket	89
4HT90Q Aluminum Spoke Bracket	89
4VTH90 Aluminum Tenon Bracket	91
4W Aluminum Fluted Pole	40
4W Flute Shape	35
4W Steel Fluted Pole	37

6

60th Avenue Large Aluminum Decorative Arm	74
60th Avenue Small Aluminum Decorative Arm	74

7

72nd Avenue Aluminum Decorative Arm	73
-------------------------------------	----

8

8 Flat Flute Shape	36
8 Flat Steel Fluted Pole	38
8 Gear Tooth Flute Shape	35
8 Gear Tooth Steel Fluted Pole	37
8 Sharp Aluminum Fluted Pole	40
8 Sharp Flute Shape	35
8 Sharp Fluted Steel Pole Assembly	58
8 Sharp Steel Fluted Pole	38

A

Accessories	93-105
Acorn Finial	103
AF Series Aluminum Wood Pole Bracket	92
Alhambra Aluminum Decorative Arm	74
Alhambra Finial	103
Aluminum Accessories	93-104
Aluminum Arm Mountings	102
Aluminum Assemblies	61-64
Aluminum Brackets - Bullhorn & Spoke	89-90
Aluminum Brackets - Double	91
Aluminum Brackets - Tenon	91
Aluminum Component Bases	65-72
Aluminum Davit Arm	83
Aluminum Decorative Arms	73-80
Aluminum Finials	103-104
Aluminum Flute Shapes	35-36
Aluminum Fluted Poles	39-40
Aluminum Hinged Poles	52
Aluminum Pole Assemblies	61-64
Aluminum Pole Finishes	106
Aluminum Posts	53-56
Aluminum Round Poles	43-44

Aluminum Round Tapered Shapes	47-48
Aluminum Square Poles	50
Aluminum Standard Arms	83-84
Aluminum Tenons	102
Aluminum Transformer Bases	95
Annapurna Aluminum Decorative Arm	74
Annapurna Aluminum Pole Assembly	63
Annapurna Pedestrian Aluminum Decorative Arm	75
Annapurna Pedestrian Aluminum Pole Assembly	64
Anodized Aluminum Finish	106
Arm Attachments and Fixture Mountings	101-102
Arms	73-84
Assemblies	57-64
Athens Finial	104
Austin Round Tapered Pole	47-48
Avenue 10 Post	55
Avenue 20 Post	56
Avenue 30 Post	56

B

Ball Finial	104
Banner Arms	99
BannerSaver™ Banner Arm	99
Base Cover/Nut Cover Options	93-94
Base Covers - Decorative	65-72
Bases - Standard	93
Bentley Round Tapered Pole	47-48
Bracket Mounting - Aluminum	101-102
Brackets - Aluminum	89-92
Brackets - Steel	85-88
Brackets - Wood Poles	92
Breakaway Banner Arms	99
Breakaway Couplings	95
Brushed Aluminum	106
Bullhorn Aluminum Brackets	89
Bullhorn Steel Brackets	85-86
Burnsville Aluminum Decorative Arm	76
Burnsville Finial	104
Burnsville Post	54

C

C2R - Concept to Reality	107-110
Canister Damper	100
Capitol Finial	104
CAS & CAD Series Aluminum Wood Pole Bracket	92
Cast Aluminum Bases	65-72
Chain Damper	100
Chateau 1 Decorative Arm	76
Chateau 2 Decorative Arm	75
Chicago, IL - Concept to Reality	108

Clamshell Decorative Bases	65-72	DS200 Steel 3-Bolt Anchor Base	
Clarksville Aluminum Decorative Arm	76	Round Tapered Pole	42
Clarksville Finial	103	DS201 Steel Embedded Round Tapered Pole	42
Classic AC1 Decorative Base Cover	71	DS202 Steel Pedestal Base Round Tapered Pole	42
Classic AC2 Decorative Base Cover	68	DS210 Steel Round Tapered Pole	42
Classic AO1 Decorative Base Cover	71	DS220 Square Tapered Steel Pole	49
Classic AO2 Decorative Base Cover	68	DS250 Quad Arm Steel Pole Assembly	57-60
Clermond-Ferrano, France - Concept to Reality	109	DS250 Quad Steel Standard Arm	84
Collars - Aluminum	97	DS250 Triple Arm Steel Pole Assembly	57-60
Columbus Round Tapered Pole	47-48	DS250 Triple Arm Steel Standard Arm	84
Concept to Reality	107-110	DS30 Steel Pole Assembly	57-60
Contemporary Decorative Base Covers	65-72	DS30 Steel Standard Arm	81
Contemporary Streetscape	33-34	DS32 Steel Pole Assembly	57-60
Contour AC1 Decorative Base Cover	67	DS32 Steel Standard Arm	81
Couplings	95	DS330 Fatigue Resistant Soft Square	
Cross Sections	35-36	Steel Pole	49
Cruciform Poles	50	DS340 Steel Round Non-Tapered Pole	42
CSA Series Aluminum Wood Pole Bracket	92	DS36 Steel Pole Assembly	57-60
CSB Series Aluminum Wood Pole Bracket	92	DS36 Steel Standard Arm	82
CSC Series Aluminum Wood Pole Bracket	92	DS50 Steel Pole Assembly	57-60
Curved Poles	45-46	DS50 Steel Standard Arm	82
Custom Engineered Designs	107-110	DS56 Steel Pole Assembly	57-60
		DS56 Steel Standard Arm	82
D		DS60 Steel Pole Assembly	57-60
Damper	100	DS60 Steel Standard Arm	82
Danforth Round Tapered Pole	47-48	DS66 Steel Pole Assembly	57-60
Dart Base Cover	93	DS66 Steel Standard Arm	82
Davit Arm - Aluminum	83	DS70 Steel Pole Assembly	57-60
Davit Arm Assemblies - Aluminum	61-62	DS70 Steel Standard Arm	82
Davit Arm Assemblies - Steel	57-60	DS90 Steel Pole Assembly	57-60
Davit Arm - Steel	83-84	DS90 Steel Standard Arm	83
Deco AO1 Decorative Base Cover	72	DS96 Steel Pole Assembly	57-60
Deco AO2 Decorative Base Cover	68	DS96 Steel Standard Arm	84
Decorative Accessories	93-105	DS99 Double Bend Steel Standard Arm	83
Decorative Aluminum Arms	73-80	DS99 Tight Bend Steel Standard Arm	84
Decorative Base Covers	65-72	DSF10 External Hinged Steel Pole	51
Decorative Collars	97	DSF15 External Hinged Steel Pole	51
Decorative Nut Covers	94	DSF20 Internal Hinged Steel Pole	51
Decorative Scrolls	98	DSF35 Internal Hinged Steel Pole	51
Decorative Steel Arms	73-80		
DG Series Aluminum Wood Pole Bracket	92	E	
Diva Tapered Shape	47	Ellsworth AO1 Decorative Base Cover	70
Dorchester AC1 Decorative Base Cover	72	EM30 Steel Pole Assembly	57-60
Dorchester Collar	97	Embedded Aluminum Round Tapered Pole	44
Dorchester Post	55	Embedded Steel Round Tapered Pole	42
Double Aluminum Brackets	91	Engineered Designs	107-110
Double Arm Pole Assemblies	57-64	External Hinged Steel Pole	51
Double Arm Steel Pole Assembly	57-60		
Double Arms	73-84	F	
Double Bend Steel Standard Arm	83	Fairfax AO1 Decorative Base Cover	70
Double Davit Aluminum Pole Assembly	62	Fatigue Resistant Soft Square Steel Pole	49

Festoons - Steel or Aluminum	96
Finial Pole Cap	103
Finials	103-104
Finish Systems	105-106
Fixture Mountings	101-102
Flag Holders	99
Flag Poles	43
FLD Series Aluminum Wood Pole Bracket	92
Flower Pot Hangers	99
FLS Series Aluminum Wood Pole Bracket	92
FLT Series Aluminum Wood Pole Bracket	92
Flute Options	35-36
Fluted Nut Covers	94
Fluted Steel Pole Assembly	58
Fluted Tapered Steel Pole Assembly	57-60
Flutes	35-36
Freeport AC1 Decorative Base Cover	72
Freeport Collar	97
Freeport Post	56
Fremont, NE - Concept to Reality	110
Full Base Covers	93

G

Galvanizing	105-106
Gatsby AO1 Decorative Base Cover	70
Georgetown AC1 Decorative Base Cover	69
Globe Finial	104

H

Half Dome Finial	104
Handholes - Steel or Aluminum	96
Hangers - Plant or Flower	99
Harrisburg AC1 Decorative Base Cover	66
Hawthorne AO1 Decorative Base Cover	69
Hinged Aluminum Poles	52
Hinged Steel Poles	51
Historic Decorative Base Covers	65-72
Historic Streetscape	31-32
Hub Mount - Steel or Aluminum	101-102
Huntington AC1 Decorative Base Cover	66
Huntington Post	54

I

Idyline Curve Pole	45-46
Idyline Sigma Pole	45-46
Internal Canister - Damper	100
Internal Hinged Steel Pole	51
Introduction	27-28

L

Lake County AC1 Decorative Base Cover	65
---------------------------------------	----

Lake Tahoe, NV - Concept to Reality	108
Lancaster Aluminum Decorative Arm	76
Lancaster Finial	104
Lantern Steel Decorative Arm	75
Liberty AO1 Decorative Base Cover	70

M

M211 Steel Transformer Base	95
M212 Steel Transformer Base	95
Marina 1 Decorative Arm	76
Marina 2 Decorative Arm	76
Mast Arm - Aluminum	84
Mast Arm - Steel	81-84
Mast Arm Assemblies - Steel	57-60
May Museum - Concept to Reality	110
MD102 Steel Bullhorn Bracket	86
MD103 Steel Bullhorn Bracket	86
MD104 Steel Bullhorn Bracket	86
MD115 Steel Bullhorn Bracket	86
MD322 Steel Upsweep Bracket	87
Memphis AC1 Decorative Base Cover	65
Metro Finial	104
Midtown AC1 Decorative Base Cover	69
Millennium Park - Concept to Reality	108
Mission Bay AC1 Decorative Base Cover	69
Mitigation Devices	100
ML402 Steel Spoke Bracket	88
MO70 Steel Bullhorn Bracket	86
MO80 Steel Bullhorn Bracket	86
MO82 Steel Bullhorn Bracket	86
Mountings - Steel or Aluminum	101-102
MS321 Steel Upsweep Bracket	87
MS401 Steel Spoke Bracket	88
MS402 Steel Spoke Bracket	88
MT403 Steel Spoke Bracket	88
MX104 Steel Bullhorn Bracket	86
MX324 Steel Upsweep Bracket	87
MX404 Steel Spoke Bracket	88
MY103 Steel Bullhorn Bracket	86
MY323 Steel Upsweep Bracket	87
MY403 Steel Spoke Bracket	88

N

Needle Finial	104
Non-Breakaway Banner Arms	99
Non-Tapered Aluminum Square Pole	50, 52
Non-Tapered Flute Options	36
Non-Tapered Round Hinged Aluminum Pole	52
Non-Tapered Round Poles	41-42
Non-Tapered Round Post	54
Non-Tapered Square Cruciform Aluminum Pole	50

Northstar Ice Rink - Concept to Reality	108		
Nut Covers	94		
O			
Oil Pan Full Base Cover	93		
Osceola AC1 Decorative Base Cover	67		
P			
Pantheon Finial	104		
Paramount Aluminum Decorative Arm	77		
Parc Gramont - Concept to Reality	110		
Paseo 1 Decorative Arm	78		
Paseo 2 Decorative Arm	78		
Patagonia Aluminum Decorative Arm	77		
Patagonia Aluminum Pole Assembly	64		
Patagonia Pedestrian Aluminum Decorative Arm	78		
Patagonia Pedestrian Aluminum Pole Assembly	64		
Pedestal Base Aluminum Round Tapered Pole	44		
Pedestal Base Steel Round Tapered Pole	42		
Pineapple Finial	103		
Place de Jaude - Concept to Reality	109		
Plant Hangers	99		
Plastic Nut Cover	94		
Point Finial	103		
Pole Caps	103-104		
Poles - Fluted	37-40		
Poles - Hinged	51-52		
Poles - Hinged Aluminum -			
Round and Square Hinged Base	52		
Poles - Hinged Steel -			
External and Internal Hinged	51		
Poles - Idyline	45-46		
Poles - Round Aluminum - Tapered Shapes	47-48		
Poles - Round Aluminum			
Tapered and Non-Tapered	42-43		
Poles - Round Fluted Aluminum			
Tapered and Non-Tapered	39-40		
Poles - Round Fluted Steel - Tapered	37-38		
Poles - Round Steel			
Tapered and Non-Tapered	41-42		
Poles - Round Tapered Curved			
Aluminum - Idyline	46		
Poles - Square Aluminum Non-Tapered	50		
Poles - Square Steel - Tapered and Non-Tapered	49		
Portland Waterfront - Concept to Reality	107		
Portland, OR - Concept to Reality	107		
Posts	53-56		
Powder Coating	105-106		
Pre-specified Assemblies	57-64		
Preformed Fabric Pads	100		
Preformed Fabric Washers	100		
R			
Removable Winch Assembly	51		
Renaissance AC1 Decorative Base Cover	71		
Renaissance AC2 Decorative Base Cover	68		
Renaissance AO1 Decorative Base Cover	71		
Renaissance AO2 Decorative Base Cover	68		
Renaissance Collar	97		
Renaissance Post	56		
Rouen, France - Concept to Reality	110		
Round Aluminum Poles	43-44		
Round Aluminum Tapered Shapes Poles	47-48		
Round Hinged Aluminum Base	52		
Round Non-Tapered Aluminum Poles	44, 52		
Round Non-Tapered Fluted Poles	39		
Round Non-Tapered Full Base Cover	93		
Round Non-Tapered Post	54		
Round Non-Tapered Steel Poles	41-42		
Round Plastic Push-In Pole Cap	104		
Round Steel Poles	41-42		
Round Tapered Aluminum Poles	43-44		
Round Tapered Curved Aluminum	45-46		
Round Tapered Fluted Poles	37-38, 40		
Round Tapered Full Base Cover	93		
Round Tapered Hinged Aluminum Pole	52		
Round Tapered Post	54		
Round Tapered Steel Pole Assembly	57-60		
Round Tapered Steel Poles	41-42		
S			
Sacramento Post	54		
Santa Fe AC1 Decorative Base Cover	65		
Screw-On Nut Covers	94		
Scrolls	98		
SG Series Aluminum Wood Pole Bracket	92		
Shepherd's Crook Decorative Arm	78		
Shikra Finial	104		
Simplex - Steel or Aluminum	101-102		
Single Arm Pole Assemblies	57-60		
Single Davit Aluminum Pole Assembly	61		
Slip-over Decorative Bases	65-72		
Slipfit Connection Arm Mounting -			
Steel or Aluminum	101-102		
Soft Square Full Base Cover	93		
South River Aluminum Decorative Arm	77		
South River Finial	104		
Spear Finial	104		
Spike Finial	103		
Spoke Aluminum Brackets	90		
Spoke Steel Brackets	88		
Spun Aluminum Bases	65-72		
Spun Aluminum Full Base Covers	93		

Square Aluminum Non-Tapered Cruciform Pole	50
Square Aluminum Non-Tapered Pole	50, 52
Square Aluminum Pole Cap	103
Square Aluminum Poles	50, 52
Square Hinged Aluminum Base	52
Square Non-Tapered Hinged Aluminum Pole	52
Square Non-Tapered Steel Poles	49
Square Plastic Push-In Pole Cap	104
Square Steel Poles	49
Square Tapered Full Base Cover	93
Square Tapered Steel Pole	49
Standard Aluminum Arms	83-84
Standard Nut Covers	94
Standard Steel Arms	81-84
Stanton AO1 Decorative Base Cover	72
Stanton Collar	97
Stanton Post	56
Steel Accessories	93-104
Steel Arm Mountings	101
Steel Arms	73-84
Steel Assemblies	57-60
Steel Brackets - Bullhorn	85-86
Steel Brackets - Upsweep & Spoke	87-88
Steel Decorative Arms	73-80
Steel Flute Shapes	35-36
Steel Fluted Poles	37-38
Steel Hinged Poles	51
Steel Pole Assemblies	57-60
Steel Pole Finishes	105-106
Steel Post	56
Steel Round Poles	41-42
Steel Square Poles	49
Steel Standard Arms	81-84
Steel Tenons	101
Steel Transformer Bases	95
Sterling AC1 Decorative Base Cover	65
Strada 1 Decorative Arm	78
Strada 2 Decorative Arm	78
Strada 3 Decorative Arm	79
Streetscapes	29-34
Stylus AC1 Decorative Base Cover	67

T

Table of Contents	4-26
Tapered Flute Options	35-36
Tapered Round Hinged Aluminum Pole	52
Tapered Round Poles	41-42
Tapered Round Posts	53-56
TB1-17 Steel Transformer Base	95
TB2-17 Steel Transformer Base	95
TB3-17 Steel Transformer Base	95

Tenons - Steel or Aluminum	101-102
Tenon Aluminum Brackets	91
Tight Bend Steel Standard Arm	84
Transformer Bases	95
Truss Arm - Aluminum	84
Truss Arm - Steel	81-84
Truss Arm Assemblies - Steel	57-60
Tube Damper	100

U

Upsweep Steel Brackets	87
Using this Pole Selection Guide	28

V

V-Pro™ Steel Protection Systems	105-106
Vibration Mitigation Devices	100
Vista 1 Decorative Arm	80
Vista 2 Decorative Arm	80
Vista 3 Decorative Arm	79
Vista 4 Decorative Arm	80

W

Washington AC1 Decorative Base Cover	66
Washington AC2 Decorative Base Cover	66
Washington AC3 Decorative Base Cover	67
Washington Post	54
Wellington Steel Decorative Arm	80
Williamsburg Post	54
Windsor Steel Decorative Arm	80
Wood Pole Brackets	92
Woodbridge Aluminum Decorative Arm	80
Woodbridge Finial	104





SERVING THE WORLD SINCE 1946

VALLEY, NEBRASKA ▪ SANTA FE SPRINGS, CALIFORNIA ▪ AURORA, COLORADO ▪ ATLANTA, GEORGIA ▪ ELKHART, INDIANA
PLYMOUTH, INDIANA ▪ FARMINGTON, MINNESOTA ▪ HAUPPAUGE, NEW YORK ▪ SALEM, OREGON ▪ BRENHAM, TEXAS
FERNDALE, WASHINGTON ▪ DELTA, BRITISH COLUMBIA ▪ WINNIPEG, MANITOBA ▪ BARRIE, ONTARIO ▪ ST. JULIE, QUEBEC
UNITED KINGDOM ▪ FRANCE ▪ GERMANY ▪ FINLAND ▪ ITALY ▪ TURKEY ▪ MOROCCO
NETHERLANDS ▪ POLAND ▪ ESTONIA ▪ CHINA

valmont 
STRUCTURES

Conserving Resources. Improving Life.

Division Headquarters

7002 N. 288th Street
P.O. Box 358
Valley, Nebraska 68064 USA

Phone: 402.359.2201

800.825.6668

Fax: 402.359.6221

E-mail: polesinfo@valmont.com
valmontstructures.com