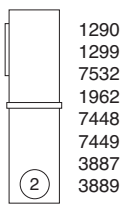
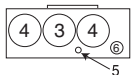
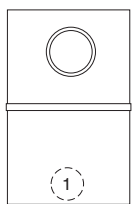


CT-- RATED

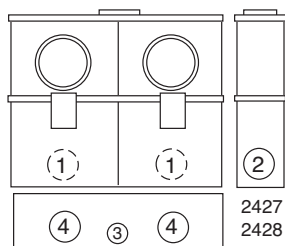
20 AMP-TRANSFORMER RATED-5, 6, 8 & 13 TERMINAL
SINGLE & DOUBLE POSITION-RINGLESS / RING TYPE-600 VAC



UC7449-XL



- 1290
- 1299
- 7532
- 1962
- 7448
- 7449
- 3887
- 3889



- 2427
- 2428



UC2428-XL

20 AMP-RINGLESS-PLUNGER BYPASS

NO. OF TERMS	METER FORM	CATALOG NUMBER	HUB	CONNECTORS CU	DIMENSIONS			CONCENTRIC K.O.'S						
					D"	W"	H"	1	2	3	4	5	6	
5	5S	UC1290-RL	H.O.	#14 - #2	3 ⁵ / ₁₆	8	14	1 ¹ / ₂	1 ¹ / ₂	2	1 ¹ / ₄	1 ¹ / ₄	-	-
6	6, 8, 9 & (ALT) 10S	UC1299-RL	H.O.	#14 - #2	3 ⁵ / ₁₆	8	14	1 ¹ / ₂	1 ¹ / ₂	2	1 ¹ / ₄	1 ¹ / ₄	-	-

20 AMP-TRF RATED-1 & 2 PIECE COVER-RINGLESS-OH/UG

NO. OF TERMS	METER FORM	CATALOG NUMBER	HUB	CONNECTORS CU	DIMENSIONS			CONCENTRIC K.O.'S					
					D"	W"	H"	1	2	3	4	5	6
6	4S	UC7532-XL*	C.P.	#14 - #2MAX	4 ¹ / ₈	12	20	1 ¹ / ₄	1 ¹ / ₄	1 ¹ / ₄	1 ¹ / ₄	-	1 ¹ / ₄ , 1 ¹ / ₂
8	5S	UC1962-XL	C.P.	#14 - #2MAX	4 ¹ / ₈	12	20	1 ¹ / ₂	1 ¹ / ₂	1 ¹ / ₄	1 ¹ / ₄	-	1 ¹ / ₄ , 1 ¹ / ₂
8	5S	UC7448-XL	C.P.	#14 - #2MAX	4 ¹ / ₈	12	20	1 ¹ / ₄	1 ¹ / ₄	1 ¹ / ₄	1 ¹ / ₄	-	1 ¹ / ₄ , 1 ¹ / ₂
13	6, 8, 9 & (ALT) 10S	UC7449-XL	C.P.	#14 - #2MAX	4 ¹ / ₈	12	20	1 ¹ / ₄	1 ¹ / ₄	1 ¹ / ₄	1 ¹ / ₄	-	1 ¹ / ₄ , 1 ¹ / ₂
8	5S	UC3887-XL* ①	C.P.	#14 - #2MAX	5	13	19	1 ¹ / ₄	1 ¹ / ₄	1 ¹ / ₄	1 ¹ / ₄	-	1 ¹ / ₄ , 1 ¹ / ₂
13	6, 8, 9 & (ALT) 10S	UC3889-XL* ①	C.P.	#14 - #2MAX	5	13	19	1 ¹ / ₄	1 ¹ / ₄	1 ¹ / ₄	1 ¹ / ₄	-	1 ¹ / ₄ , 1 ¹ / ₂

* Approved for use with Wisconsin Electric Power Company only.

① UC3887-XL and UC3889-XL have 1-piece cover.

20 AMP-TRF RATED-DOUBLE POSITION-2 PIECE COVER-RING TYPE-OH/UG

NO. OF TERMS	METER FORM	CATALOG NUMBER	HUB	CONNECTORS CU	DIMENSIONS			CONCENTRIC K.O.'S					
					D"	W"	H"	1	2	3	4	5	6
8	5S	UC2427-XL**	C.P.	#14 - #2MAX	4 ¹ / ₈	24 ¹ / ₁₆	20	1 ¹ / ₄	1 ¹ / ₄	1 ¹ / ₄ , 1 ¹ / ₂	1 ¹ / ₄	-	-
13	6, 8, 9 & (ALT) 10S	UC2428-XL**	C.P.	#14 - #2MAX	4 ¹ / ₈	24 ¹ / ₁₆	20	1 ¹ / ₄	1 ¹ / ₄	1 ¹ / ₄ , 1 ¹ / ₂	1 ¹ / ₄	-	-

HUBS: For proper hub selection see the hub suffix chart on the accessory page.

**** SEALING RINGS:** Ring type units are supplied with one MR-4, screw type, sealing ring.

PREWIRING: If standard factory pre-wiring is required, refer to wiring diagrams in the general engineering section of this catalog. Determine appropriate diagram and send copy with order. If custom factory prewiring is required, specify on order.

Be sure to include meter socket catalog number, test switch model and number, and meter form number. Please be sure to provide a copy of your wiring diagram.

SERVICE: Units are rated for overhead or underground feed.

Utility requirements for this equipment may vary. Always consult the serving utility for their requirements before ordering or installing equipment in this catalog.

