

MA-LFQM-	single pole or multi-location fan and light control	One 1A fan 300W halogen or incandescent light	(1) fan/light control, (1) canopy module	1,2,3
MA-ALFQ35-	companion fan and light control		(1) companion control	
MA-LFQHW-WH	single pole fan and light control with wallplate (white)		(1) fan/light control, (1) canopy module, (1) wallplate	
MA-LFQ3-	3-way package		(1) fan/light control, (1) companion control (1) canopy module	

^

• **Fan Canopy Module**

[Return to Top](#)

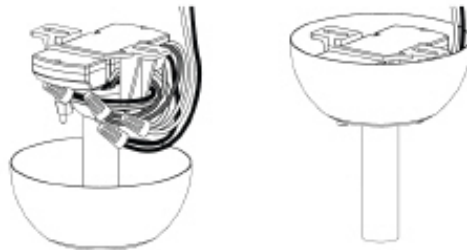
^



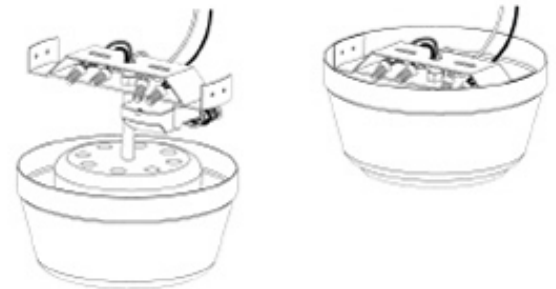
Every fan controlled by a Maestro fan or fan/light control requires installation of a canopy module, available only in white.

The information on this page is for illustrative purposes only. Refer to instruction sheet prior to and during installation.

Down Rod Bracket Installation



Flush Mount Bracket Installation



^

^

• **Footnotes**

[Return to Top](#)

^

1. No derating required when ganged.
2. Do not use with mechanical 3-way or 4-way switches. Use only one Maestro wall control per lighting circuit with up to two accessories for full-function multi-location control.
3. One ceiling canopy module is required for each fan.
4. Canopy modules only available in white - do not add color code.

[Only Controls](#)
[Fan/Light Controls](#)
[Fan Canopy Module](#)
[Footnotes](#)

Customer Service
 1.888.LUTRON1
 8AM-8PM EST

Technical Assistance
 1.800.523.9466
 24 hours a day,
 7 days a week

Request:
[Printed Literature](#)
[Sales Contact](#)

[Online Tech Support](#)


Maestro Fan Control

[Click here](#) to learn about Maestro fan control features and benefits.

Listed; Lutron controls are rated at 120VAC, 60Hz unless otherwise noted.

Available in 7 gloss and 20 satin colors.



Maestro Fan/Light Control

-

^

- **Fan Only Controls**

[Return to Top](#)

^

Model	Description	Capacity	Contents	Notes
MA-FQ4FM-	single pole or multi-location fan control	Up to 4 fans, 1A per fan	(1) fan control, (1) canopy module	1,2,3
MA-AFQ4-	companion fan control		(1) companion control	
MA-FQ3-	3-way package		(1) fan control (1) companion control (1) canopy module	
CM-FQ1	fan canopy module	one 1A fan	(1) canopy module	3,4

^

- **Fan/Light Controls**







[Return to Top](#)

^



Model	Description	Capacity	Contents	Notes

available models

source type

-  incandescent lighting
-  magnetic low voltage lighting
-  electronic low voltage lighting
-  fluorescent lighting
-  quiet 7-speed fan controls
-  quiet 7-speed fan/light controls

control locations

-  single pole
-  multi-location

available colors




colors (gloss finish)

- | | |
|------------------------|-----------------|
| WH white | GR gray |
| IV ivory | BR brown |
| AL almond | BL black |
| LA light almond | |

colors (satin finish)

- | | |
|------------------------|---------------------|
| HT hot | SG sea glass |
| MR merlot | SI sienna |
| TC terracotta | MN midnight |
| GB greenbriar | TP taupe |
| BG bluestone | ES eggshell |
| DS desert stone | BI biscuit |
| ST stone | SW snow |
| LS limestone | |

colors & finishes key

-  available in gloss finish
-  available in satin finish
-  available in all gloss and satin finishes

See page 17 for color swatches.