


FIFTH TERMINALS



**100-200 AMP
"PLUG-IN" FIFTH TERMINAL
5T8K2**



**K5T
FIFTH TERMINAL**
(new style block with square hole)



**FIFTH TERMINAL
FOR SAFETY SOCKETS
#105J**

*(Consult factory for
5th terminal selection)*



***HEAVY DUTY JAW CLAMPING
FIFTH TERMINAL
K3865**

*(K3866 without neutral wire)
*For units manufactured after
August, 1992*

SEALING RINGS



**SNAP ACTION
MR-2**



**SCREW TYPE
MR-4**

**STAINLESS STEEL
MR2-SS**


BREAKER CHART

CATALOG NUMBER	AMPERAGE	NUMBER OF POLES
MQP120	20	SINGLE
MQP130	30	SINGLE
MQP230	30	DOUBLE
MQP240	40	DOUBLE
MQP250	50	DOUBLE
MQP260	60	DOUBLE
MQP2100	100	DOUBLE
MQP2125	125	DOUBLE
WBJ2150	150	DOUBLE
WBJ2200	200	DOUBLE
K4767	Hold down screw for WBJ breaker	

PLUG-IN BREAKER COMPATIBILITY CHART

AMPS	MILBANK	CUTLER-HAMMER (WESTINGHOUSE)	SIEMENS	MURRAY / CROUSE-HINDS	G.E.	SQ-D
125-200	UQFP	HQP / BR / WBJ	—	MD	Q LINE	—
≤ 125	MQP	QUICKLAG P / BR / HQP	QP	MP	Q LINE	HOMELINE

BYPASS LINK



K8180
(Bypass links are sold in pairs)


TRIPLEX GROUND



K1190
(For factory installed triplex ground add suffix "-TG" to the catalog number.)

METERING

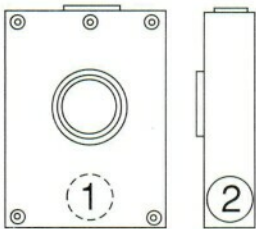
200 AMP—4 TERMINAL—SINGLE POSITION—RINGLESS—600 VAC



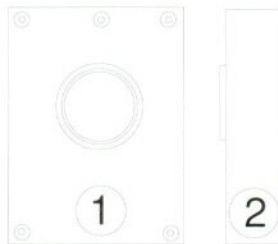
U7040-XL




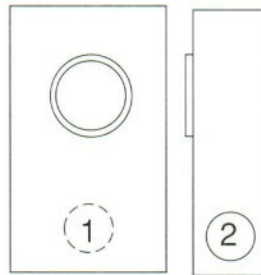
U1060-RL



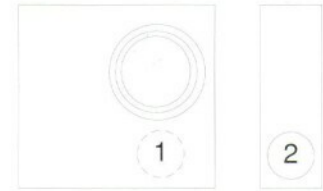
7040



1527



1060
7021




1980


200 AMP—SINGLE POSITION—4 TERMINAL—RINGLESS

AMP	SERVICE	CATALOG NUMBER	HUB	CONNECTORS CU/AL	BY-PASS	DIMENSIONS			CONCENTRIC K.O.'S					
						D"	W"	H"	1	2	3	4	5	6
200	OH	U1060-RL	H.O.	#2-350 kcmil	NONE	4 ¹ / ₈	8	15 ¹ / ₂	2	2	2	—	—	1 ¹ / ₄
200	UG	U1527-O	BLANK	#2-350 kcmil	NONE	4 ¹ / ₈	11	15 ¹ / ₂	2	2	2	2 ¹ / ₂	1 ¹ / ₄ , 1 ¹ / ₂	1 ¹ / ₄
200	OH/UG	U1527-XL	C.P.	#2-350 kcmil	NONE	4 ¹ / ₈	11	15 ¹ / ₂	2	2	2	2 ¹ / ₂	1 ¹ / ₄ , 1 ¹ / ₂	1 ¹ / ₄
200	UG	U1980-O	BLANK	#6-350 kcmil	NONE	4 ¹ / ₂	13	15 ¹ / ₄	2 ¹ / ₂	2 ¹ / ₂	3	1 ¹ / ₂	2 ¹ / ₂	1 ¹ / ₄ , 1 ¹ / ₂
200	OH	U7021-RL	H.O.	#6-350 kcmil	NONE	4 ¹ / ₈	8	15 ¹ / ₂	2 ¹ / ₂	2 ¹ / ₂	2 ¹ / ₂	—	1 ¹ / ₄	1 ¹ / ₄ , 1 ¹ / ₂
200	OH/UG	U7040-XL	C.P.	#6-350 kcmil	NONE	4 ¹ / ₈	11	15 ¹ / ₂	2 ¹ / ₂	2 ¹ / ₂	2 ¹ / ₂	2 ¹ / ₂	1 ¹ / ₄ , 1 ¹ / ₂	1 ¹ / ₄
200	UG	U7040-O	BLANK	#6-350 kcmil	NONE	4 ¹ / ₈	11	15 ¹ / ₂	2 ¹ / ₂	2 ¹ / ₂	2 ¹ / ₂	2 ¹ / ₂	1 ¹ / ₄ , 1 ¹ / ₂	1 ¹ / ₄

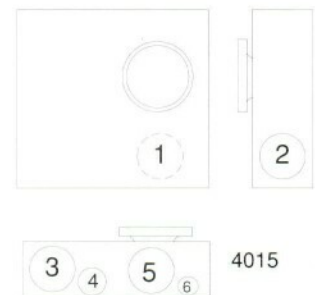
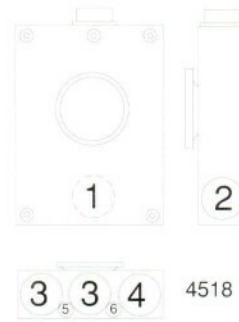
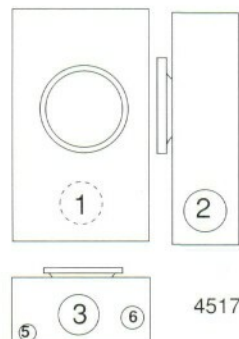
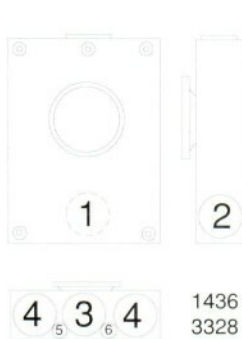
- **FIFTH TERMINAL:** For field mounted fifth terminal order as follows: Order catalog number **K5T** to fit into square opening at the 9 o'clock position of the *new style block* (#6-350 kcmil). Order catalog number **5T8K2** to fit into round opening at the 9 o'clock position of the *old style block*. (#2-350 kcmil).
- **HUBS:** For proper hub selection see the hub suffix chart on accessory pages.
- **CONNECTORS:** Extruded aluminum connectors are tin plated.



U3328-R-XL



U4518-O-W




200 AMP—SINGLE POSITION—4 TERMINAL—RING TYPE

AMP	SERVICE	CATALOG NUMBER	HUB	CONNECTORS CU/AL	BY-PASS	DIMENSIONS			CONCENTRIC K.O.'S					
						D"	W"	H"	1	2	3	4	5	6
200	OH	U4517-RL-M4	H.O.	#6-350 KCMIL	NONE	4 ¹ / ₈	8	15 ¹ / ₂	2 ¹ / ₂	2 ¹ / ₂	2 ¹ / ₂	—	1/4	1/4, 1/2
200	OH	U4517-DL-M4	2"	#6-350 MCM	NONE	4 ¹ / ₈	8	15 ¹ / ₂	2 ¹ / ₂	2 ¹ / ₂	2 ¹ / ₂	—	1/4	1/4, 1/2
200	OH/UG	U4518-XL-W	C.P.	#6-350 MCM	NONE	4 ¹ / ₈	11	15 ¹ / ₂	2	2	2	2 ¹ / ₂	1/4, 1/2	1/4
200	UG	U1436-XL-TG *	C.P.	#2-350 MCM	NONE	4 ¹ / ₈	11	15 ¹ / ₂	2 ¹ / ₂	2 ¹ / ₂	2 ¹ / ₂	2 ¹ / ₂	1/4, 1/2	1/4
200	UG	U4015-O	BLANK	#6-350 MCM	NONE	4 ¹ / ₂	13	15 ¹ / ₄	2 ¹ / ₂	2 ¹ / ₂	3	1 ¹ / ₂	2 ¹ / ₂	1/4, 1/2

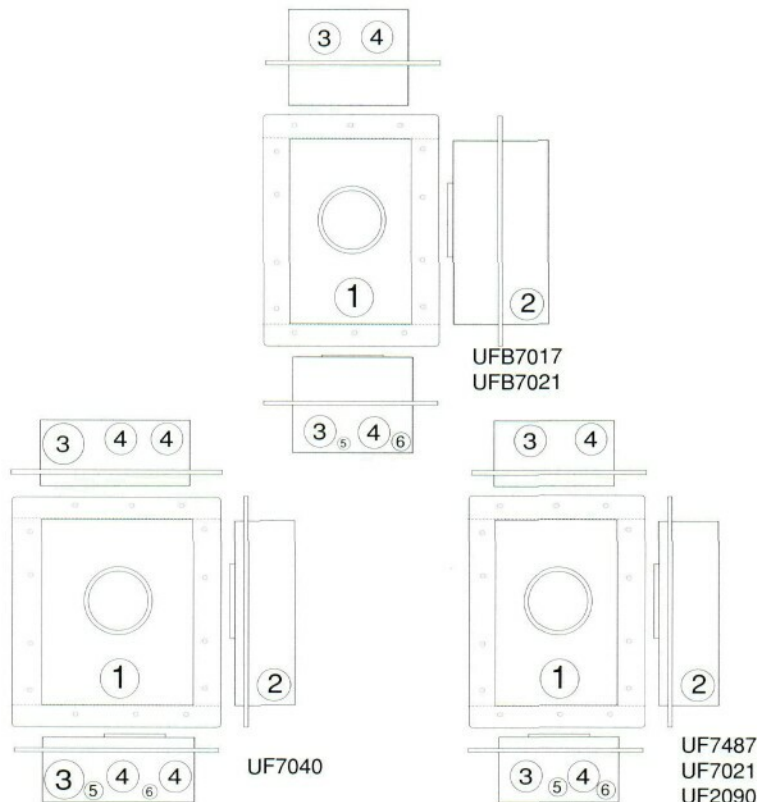
200 AMP—7 TERMINAL—RING TYPE

AMP	SERVICE	CATALOG NUMBER	HUB	CONNECTORS CU/AL	BY-PASS	DIMENSIONS			CONCENTRIC K.O.'S					
						D"	W"	H"	1	2	3	4	5	6
200	OH/UG	U3328-RXL	C.P.	#6-350 MCM	NONE	4 ⁷ / ₈	13	19	3	2 ¹ / ₂	3	3	1/4	1/4, 1/2

- **FIFTH TERMINAL:** For field mounted fifth terminal order as follows: Order catalog number **K5T** to fit into square opening at the 9 o'clock position of the *new style block* (#6-350 kcmil). Order catalog number **5T8K2** to fit into round opening at the 9 o'clock position of the *old style block*. (**U4015 & U1436**)
- **HUBS:** For proper hub selection see the hub suffix chart on the accessory page.
- **CONNECTORS:** Extruded aluminum connectors are tin plated.
- **SEALING RINGS:** The above ring type units are supplied with an **MR-4**, screw type sealing ring as standard.
- * The **U1436-XL-TG** has line side taps.



UF7021-KO




125-200 AMP—4 TERMINAL—RINGLESS—FLUSH MOUNT

AMP	SERVICE	CATALOG NUMBER	HUB	CONNECTORS CU/AL	BY-PASS	DIMENSIONS			CONCENTRIC K.O.'S					
						D"	W"	H"	1	2	3	4	5	6
125	OH/UG	UF7487-KO	KO	#6-2/0	NONE	5 ¹ / ₈	8	15 ¹ / ₂	2	2	2	2	1/4	1/4, 1/2
200	OH	UF7021-KO	KO	#6-350 kcmil	NONE	5 ¹ / ₈	8	15 ¹ / ₂	2	2	2	2	1/4	1/4, 1/2
200	OH	UFB7021-KO	KO	#6-350 kcmil	NONE	8 ¹ / ₂	8	15 ¹ / ₂	2	2	2	2	1/4	1/4, 1/2
200	OH/UG	UF7040-KO	KO	#6-350 kcmil	NONE	5 ¹ / ₈	11	15 ¹ / ₂	2	2	2 ¹ / ₂	2	1/4, 1/2	1/4


125-200 AMP—4 & 6 TERMINAL—RING TYPE—FLUSH MOUNT

TERM	AMP	SERVICE	CATALOG NUMBER	HUB	CONNECTORS CU/AL	BY-PASS	DIMENSIONS			CONCENTRIC K.O.'S					
							D"	W"	H"	1	2	3	4	5	6
6T	125	OH/UG	UF2090-KO	KO	#6-2/0	NONE	5 ¹ / ₈	8	15 ¹ / ₂	2	2	2	2	1/4	1/4, 1/2
4T	200	OH	UFB7017-KO	KO	#6-350 kcmil	NONE	8 ¹ / ₃	8	15 ¹ / ₂	2	2	2	2	1/4	1/4, 1/2


- **FIFTH TERMINAL:** For field mounted fifth terminal order as follows: Order catalog number **K5T** to fit into square opening at the 9 o'clock position of the *new style block* (#6-350 kcmil). Order catalog number **5T8K2** to fit into round opening at the 9 o'clock position of the *old style block*. (#6-2/0).
- **CONNECTORS:** Extruded aluminum connectors are tin plated.
- **FLUSH AND BRICK FLUSH MOUNT:** In general, add 1 5/8" to outer dimensions with flush mount added. Consult factory for exact dimensions. UF=Flush Mount UFB= Brick Flush Mount



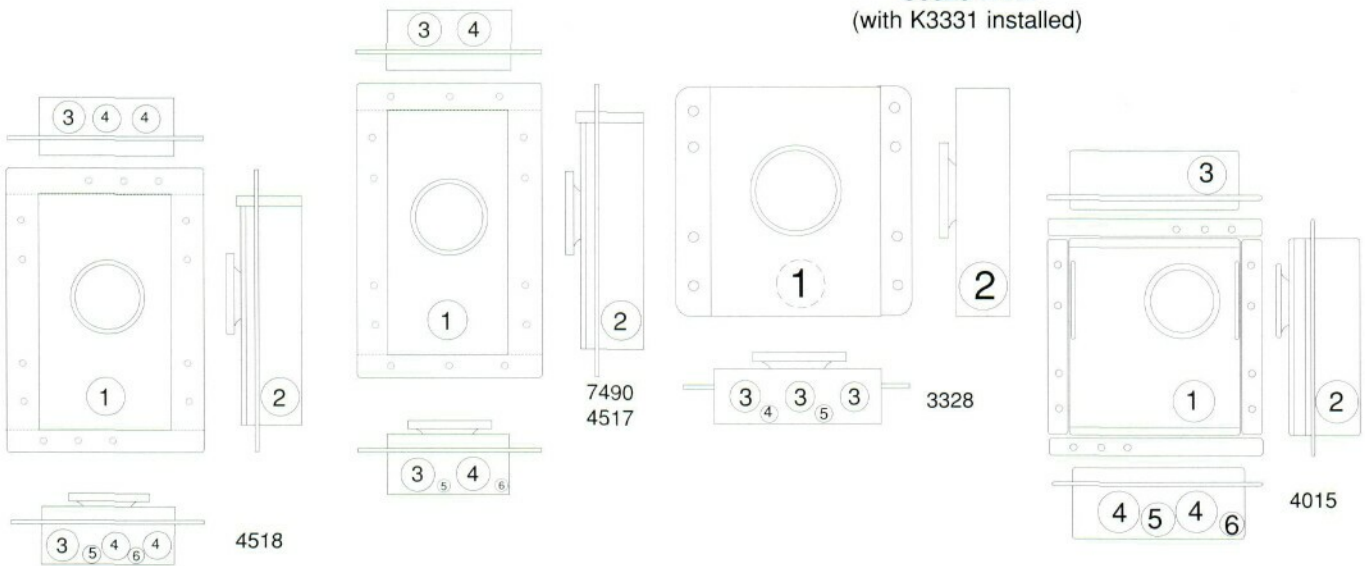
UF4518-KO



UF4590-KO



U3328-R-XL
(with K3331 installed)



125 - 200 AMP—4 (1Ø3W) & 7 (3Ø4W) TERMINAL—FACTORY WELDED FLUSH MOUNT—RING TYPE

TERM.	AMP	SERVICE	CATALOG NUMBER	HUB	CONNECTORS CU/AL	BY- PASS	DIMENSIONS			CONCENTRIC K.O.'S					
							D"	W"	H"	1	2	3	4	5	6
4	125	OH/UG	UF7490-KO	K.O.	#6-2/0	NONE	5 ¹ / ₈	8	15 ¹ / ₂	2	2	2	2	1/4	1/4, 1/2
4	200	OH	UF4517-KO	K.O.	#6-350 kcmil	NONE	5 ¹ / ₈	8	15 ¹ / ₂	2	2	2	2	1/4	1/4, 1/2
4	200	OH/UG	UF4518-KO	K.O.	#6-350 kcmil	NONE	5 ¹ / ₈	11	15 ¹ / ₂	2	2	2 ¹ / ₂	2	1/4, 1/2	1/4
4	200	UG	UF4015-KO	K.O.	#6-350 kcmil	NONE	6	14	16 ¹ / ₄	2 ¹ / ₂	2 ¹ / ₂	2 ¹ / ₂	2 ¹ / ₂	1 ¹ / ₂	1/4, 1/2
7	200	OH/UG	U3328-RXL*	C.P.	#6-350 kcmil	NONE	4 ⁷ / ₈	13	19	3	2 ¹ / ₂	3	1/4	1/4, 1/2	—

- **FIFTH TERMINAL:** For field mounted fifth terminal order as follows: Order catalog number **K5T** to fit into square opening at the 9 o'clock position of the *new style block* (#6-350 kcmil). Order catalog number **5T8K2** to fit into round opening at the 9 o'clock position of the *old style block*. (#6-2/0) & the **UF4015-KO** unit.
- **CONNECTORS:** Extruded aluminum connectors are tin plated.
- **SEALING RINGS:** Ring type units supplied with an **MR-4**, screw type, sealing ring as standard.
- **FLUSH MOUNT:** In general, add 1 5/8" to outer dimensions with flush mount added. Consult factory for exact dimensions.
- * **U3328**—Meter socket and flush mounting kits sold separately. Order **K3331** for field installed flush mount kit.

