

2014

CONDENSED CATALOG

For All Your Security Needs



CCTV | Wireless | Access | Sensors | Security | Audio/Video | Vehicle



Vandal WDR Rollerball Cameras

- EV-2726-N3GQ** 3.6mm, 24 IR, Gray
EV-2726-N3WQ 3.6mm, 24 IR, White
EV-2726-NFGQ 2.8-12mm, 36 IR, Gray
EV-2726-NFWQ 2.8-12mm, 36 IR, White



- ▶ 960H Resolution.
- ▶ WDR (Wide Dynamic Range) for clear images in strong backlight.
- ▶ 3D-NR (3D Digital Noise Reduction) for cleaner images in low light.
- ▶ 1/3" Sony EXview HAD II CCD.
- ▶ 700 TV Lines.
- ▶ Sony Effio-P DSP.
- ▶ IR LEDs for nighttime use.
- ▶ OSD (On-Screen Display) for programming special features.
- ▶ 360° Triple-axis rotation.
- ▶ Heavy-duty, vandal-resistant design.
- ▶ Cables concealed in bracket to prevent tampering.
- ▶ Split-glass design to eliminate IR reflection.
- ▶ Rugged, weatherproof (IP65) construction.
- ▶ Ceiling, wall-mount, and conduit brackets available.
- ▶ **EV-2726-NFGQ and EV-2726-NFWQ only:** Varifocal lens with adjustable zoom and focus.



(Simulated images)

Indoor IR Dome Cameras

- EV-2221-N3BQ** 3.6mm, 470TVL
EV-2801-N3BQ 3.6mm, 540TVL
EV-2221-NKBQ 2.8-11mm, 470TVL

- ▶ 1/3" Sony Super HAD II CCD.
- ▶ 18 IR LEDs, up to 50ft (15m) range.
- ▶ Tamper-resistant design.
- ▶ Cables concealed in bracket.
- ▶ Day/Night operation.

**Mid-Size Vandal IR Dome Camera**

- EV-2766-NVWQ** 4-9mm, 21 IR, 700TVL

- ▶ 960H Resolution.
- ▶ 1/3" Sony Super HAD II CCD.
- ▶ Low current draw: 200mA@12VDC.
- ▶ Size: 4 1/4" x 3 1/2" (108x85 mm).
- ▶ Wall-mount brackets available.

**3.6mm Vandal Rollerball Cameras**

- EV-2706-N3GQ** 3.6mm, 700TVL, Gray
EV-2706-N3WQ 3.6mm, 700TVL, White
EV-122C-DVB3Q 3.6mm, 480TVL, Gray
EV-122C-DVH3Q 3.6mm, 480TVL, White



- ▶ 1/3" Sony Super HAD II CCD.
- ▶ 24 IR LEDs for nighttime use.
- ▶ 360° Triple-axis rotation.
- ▶ Heavy-duty, vandal-resistant design.
- ▶ Cables concealed in bracket to prevent tampering.
- ▶ Split-glass design to eliminate IR reflection.
- ▶ Rugged, weatherproof (IP65) construction.
- ▶ Ceiling, wall-mount, and conduit brackets available.
- ▶ **EV-2706-N3GQ and EV-2706-N3WQ only:** 960H Resolution.

**Elite 3X Vandal Dome Cameras (600TVL)****Elite Series**

- EV-2866-NKGQ** 2.8-12mm

- ▶ 33 IR LEDs.
- ▶ 3D-NR (3D Digital Noise Reduction).
- ▶ 600 TV Lines.
- ▶ 1/3" Sony Super HAD II CCD.
- ▶ IR Cut filter.
- ▶ OSD (On-Screen Display) with remote.
- ▶ Service monitor port for convenient installation.
- ▶ Advanced 256x DSS (Digital Slow Shutter).
- ▶ 360° Triple-axis rotation.
- ▶ Dual voltage: 12VDC/24VAC.
- ▶ 2-in-1 Housing, flush or surface mount.



- EV-2876-UKGQ** 2.8-12mm

- ▶ Similar to **EV-2866-NKGQ**, but with 690 TV lines, WDR (Wide Dynamic Range), and 1/3" Pixim® Seawolf sensor.

2.8-12mm Vandal Rollerball Cameras

- EV-2706-NFGQ** 2.8-12mm, 700TVL, Gray
EV-2706-NFWQ 2.8-12mm, 700TVL, White
EV-122C-DVAVQ 2.8-12mm, 480TVL, Gray
EV-122C-DVHVQ 2.8-12mm, 480TVL, White



- ▶ 1/3" Sony Super HAD II CCD.
- ▶ 36 IR LEDs for nighttime use.
- ▶ 360° Triple-axis rotation.
- ▶ Heavy-duty vandal-resistant design.
- ▶ Cables concealed in bracket to prevent tampering.
- ▶ Split-glass design to eliminate IR reflection.
- ▶ Rugged, weatherproof (IP65) construction.
- ▶ Adjustable zoom and focus.
- ▶ Ceiling, wall-mount, and conduit brackets available.
- ▶ **EV-2706-NFGQ and EV-2706-NFWQ only:** 960H resolution and OSD (On-Screen Display) for programming special features.

**Elite 3X Vandal Dome Camera (700TVL)**

- EV-2636-NKGQ** 2.8-12mm

- ▶ 960H Resolution.
- ▶ 700 TV Lines.
- ▶ 3D-NR (3D Digital Noise Reduction).
- ▶ DWDR (Digital Wide Dynamic Range).
- ▶ 28 IR LEDs for nighttime use.
- ▶ IR Cut filter.
- ▶ OSD (On-Screen Display) with built-in joystick.
- ▶ Service monitor port for convenient installation.
- ▶ Advanced 256x DSS (Digital Slow Shutter).
- ▶ 360° Triple-axis rotation.
- ▶ Rugged, weatherproof (IP67) construction.
- ▶ Dual voltage: 12VDC/24VAC.
- ▶ 2-in-1 Housing, flush or surface mount.

**Mounting Brackets**

Model	Wall	Ceiling	Conduit Box	Conduit Drop
EV-122C-DVB3Q EV-2706-N3GQ EV-2726-N3GQ	EV-DWSGQ	EV-DCSGQ	EV-DSSGQ	EV-DDSGQ
EV-122C-DVH3Q EV-2706-N3WQ EV-2726-N3WQ	EV-DWSWQ	EV-DCSWQ	EV-DSSWQ	EV-DDSWQ
EV-122C-DVAVQ EV-2706-NFGQ EV-2726-NFGQ	EV-DWLQ	EV-DCLQ	EV-DSLQ	EV-DLQ
EV-122C-DVHVQ EV-2706-NFWQ EV-2726-NFWQ	EV-DWLWQ	EV-DCLWQ	EV-DSLWQ	EV-DLWQ

42-IR LED Elite 3X Bullet Cameras

EV-1636-NKGQ 2.8-12mm, 700TVL
EV-1636-NWQ 6-50mm, 700TVL



Weatherproof
IP67
for outdoor use

Elite 3X

NVD

- ▶ 960H Resolution.
- ▶ 3D-NR (3D Digital Noise Reduction).
- ▶ DWDR (Digital Wide Dynamic Range).
- ▶ IR Cut filter.
- ▶ OSD (On-Screen Display) with built-in joystick.
- ▶ Service monitor port for convenient installation.
- ▶ Programmable 8-zone privacy settings.
- ▶ Advanced 256x DSS (Digital Slow Shutter).
- ▶ Dual voltage: 12VDC/24VAC.
- ▶ Cables concealed in bracket to prevent tampering.

84-IR LED Bullet Camera

EV-1826-NKGQ 2.8-12mm, 700TVL



- ▶ 960H Resolution.
- ▶ 1/3" Sony Super HAD II CCD.
- ▶ 12VDC Operation.
- ▶ Cables concealed in bracket to prevent tampering.
- ▶ OSD Functions programmable with controller (EV-18C – sold separately).

Optional Mounting Brackets:

EV-11LR
Large Round Junction Box

EV-11LS
Single-Gang Mounting Plate



12- and 24-IR LED Bullet Cameras

EV-1026-N2SQ 2.9mm, 480TVL, 12 IR
EV-1606-N2SQ 2.9mm, 700TVL, 12 IR
EV-1026-N3SQ 3.6mm, 480TVL, 24 IR
EV-1606-N3SQ 3.6mm, 700TVL, 24 IR

- ▶ 1/3" Sony Super HAD II CCD.
- ▶ Split-glass design eliminates IR reflection.
- ▶ Low current draw: 250mA@12VDC with IRs on.
- ▶ **EV-1026-N2SQ** and **EV-1606-N2SQ** only: Up to 40ft (12m) range.
- ▶ **EV-1026-N3SQ** and **EV-1606-N3SQ** only: Up to 50ft (15m) range.



Weatherproof
IP66
for outdoor use

Wide-Angle Bullet Camera

EV-1665-N2BQ 2.2mm, 700TVL

- ▶ 960H Resolution.
- ▶ 12VDC Operation.
- ▶ 1/3" Sony Super HAD II CCD.
- ▶ 2.2mm Lens (170° viewing angle).
- ▶ DWDR (Digital Wide Dynamic Range).
- ▶ 3D-NR (3D Digital Noise Reduction).
- ▶ Weatherproof (IP66).



Weatherproof
IP66
for outdoor use

42-IR LED Bullet Cameras

EV-1726-NKGQ 2.8-12mm, 700TVL



Weatherproof
IP66
for outdoor use

Elite 3X

NVD

- ▶ 960H Resolution.
- ▶ 1/3" Sony Super HAD II CCD.
- ▶ Dual voltage: 12VDC/24VAC.
- ▶ Advanced 256x DSS (Digital Slow Shutter).
- ▶ OSD (On-Screen Display) for easy programming.
- ▶ DWDR (Digital Wide Dynamic Range) for clear images in strong backlight.
- ▶ 3D-NR (3D Digital Noise Reduction) for clear images in low light.
- ▶ Programmable 8-zone privacy settings.
- ▶ Cables concealed in bracket to prevent tampering.
- ▶ 56 IR LEDs for clear images in total darkness.

EV-1196-N6GQ 6mm, 480TVL
EV-1816-N6GQ 6mm, 700TVL
EV-1196-NKGQ 2.8-12mm, 480TVL
EV-1816-NKGQ 2.8-12mm, 700TVL



Weatherproof
for outdoor use

- ▶ 1/3" Sony Super HAD II CCD.
- ▶ 12VDC Operation.
- ▶ Weatherproof (6mm: IP67, 2.8-12mm: IP66).
- ▶ **EV-1816-N6GQ** and **EV-1816-NKGQ** only: 960H Resolution and OSD functions programmable with controller (EV-18C – sold separately).
- ▶ Can mount to industry standard lampholder cover plate.



30-IR LED Bullet Cameras

EV-1186-N3GQ 3.6mm, 480TVL
EV-1806-N3GQ 3.6mm, 700TVL



Weatherproof
IP67
for outdoor use

- ▶ 960H Resolution.
- ▶ 1/3" Sony Super HAD II CCD.
- ▶ 12VDC Operation.
- ▶ Cables concealed in bracket to prevent tampering.
- ▶ Can mount to industry standard lampholder cover plate.



Low-Temperature 42-IR LED Bullet Camera

EV-1826-NKGAQ 2.8-12mm, 700TVL



Weatherproof
IP66
for outdoor use

- ▶ Withstands temperatures of -40° -122° F (-40° -50° C).
- ▶ 960H Resolution.
- ▶ 1/3" Sony Super HAD II CCD.
- ▶ 12VDC Operation.
- ▶ Weatherproof (IP66).

Mini Bullet Camera

EV-1125-N3BQ 3.6mm, 480TVL

- ▶ 1/3" Sony Super HAD II CCD.
- ▶ Weatherproof (IP66).
- ▶ 12VDC Operation.
- ▶ Low current draw: 150mA.
- ▶ Low-profile design.



Weatherproof
IP66
for outdoor use

Zeta Series OSD Controller

EV-18C

- ▶ Program special features such as DWDR, backlight compensation, and privacy for the following models:
 - EV-1816-N6GQ
 - EV-1816-NKGQ
 - EV-1826-NKGQ
- ▶ Flexible installation allows the user to program special features from the installation site or the control room.
- ▶ One controller will work for several cameras.



Discreet Wall-Plate Camera**EV-5105-N1SQ** 1.5mm, 700TVL

- ▶ Low-profile design – install on doors, walls, car bumpers, entryways, and more.
- ▶ 960H Resolution.
- ▶ Vandal-resistant.
- ▶ Weatherproof (IP67).
- ▶ Wide-angle 1.5mm lens.
- ▶ 2D-NR (2D Digital Noise Reduction) for clear images in low light.
- ▶ DWDR (Digital Wide Dynamic Range) for clear images in strong backlight.
- ▶ Includes two stainless-steel mounting plates (single-gang and slimline) or use without plates.
- ▶ 1/4" Sony EXview HAD II CCD.
- ▶ Adjustable mounting angle.
- ▶ Installs in a standard single-gang back box (not included).
- ▶ 12VDC Operation.
- ▶ Each kit includes:
 - 1 Camera
 - 1 Single-gang plate
 - 1 Slimline plate

**Flush-Mount Ball UFO Camera****EV-6640-N3WQ** 3.7mm, 700TVL

- ▶ Low-profile design blends into nearly any décor.
- ▶ 960H Resolution.
- ▶ Small size; protrudes only 1" (26mm) from wall or ceiling.
- ▶ 1/3" Sony Super HAD II CCD.
- ▶ 3.7mm Pinhole lens.
- ▶ Lens rotates to nearly any angle for flexible installation.
- ▶ Metal case for vandal-resistance.
- ▶ DWDR (Digital Wide Dynamic Range) for clear images in strong backlight.
- ▶ 2D-NR (2D Digital Noise Reduction) for clear images in low light.
- ▶ 12VDC Operation.

*Optional Mounting Bracket:*

EV-6640SWQ
Surface-Mount Bracket

**Mini PTZ Camera (12x)****EV-7605-N4WQ** 3.94–46.05mm, 600TVL

- ▶ 3.9–46mm.
- ▶ 1/4" Sony CCD.
- ▶ Up to 192x zoom (up to 12x optical zoom and 16x digital zoom).
- ▶ Multiple focus modes.
- ▶ Up to 360°/second high-speed pan/tilt motion.
- ▶ OSD (On-Screen Display) for programming and displaying features, settings, and preset target views.
- ▶ Works with Pelco-D or Pelco-P compatible controllers via an RS-485 port.
- ▶ Advanced 128x DSS (Digital Slow Shutter).
- ▶ Flexible programming capabilities: Up to 128 preset target views, each with its own characteristics such as white balance and auto exposure.
- ▶ Built-in heater and fan.
- ▶ 24VAC Operation.
- ▶ 20W@24VAC (with heater and fan on).

*Optional Mounting Brackets:*

EV-7100CEILM
Ceiling-Mount Bracket

EV-7100POLEM
Pole-Mount Bracket

EV-7100FLUSM
Flush-Mount Bracket

EV-7100CORN
Corner-Mount Bracket
(Special order item)

**PIR Cameras****EV-6680-N3WQ** 3.7mm, 700TVL**EV-6681-N3WQ** 3.7mm, 700TVL, 18 IR LEDs

- ▶ Contained in a discreet, non-functioning PIR sensor housing.
- ▶ 960H Resolution.
- ▶ 3.7mm Pinhole lens.
- ▶ 1/3" Sony Super HAD II CCD.
- ▶ Motion detection.
- ▶ DWDR (Digital Wide Dynamic Range) for clear images in strong backlight.
- ▶ Backlight compensation.
- ▶ OSD (On-Screen Display) for programming special features.
- ▶ 12VDC Operation.
- ▶ **EV-6680-N3WQ** only: LED lights up when motion is detected.
- ▶ **EV-6681-N3WQ** only: 18 Covert 940nm IR LEDs for discreet monitoring in the dark.

**Corner-Mount Cameras****EV-4605-N3SQ** 3mm, 700TVL**EV-4606-N3SBQ** 3mm, 700TVL, 24 IR LEDs

- ▶ Designed to easily fit corners in office buildings, elevators, jail cells, and more.
- ▶ 960H Resolution.
- ▶ 1/3" Sony Super HAD II CCD.
- ▶ 700 TV Lines.
- ▶ 3mm Lens.
- ▶ Weatherproof (IP65).
- ▶ DWDR (Digital Wide Dynamic Range) for clear images in strong backlight.
- ▶ 2D-NR (2D Digital Noise Reduction) for clear images in low light.
- ▶ 12VDC Operation.
- ▶ **EV-4606-N3SBQ** only: 24 Covert 940nm IR LEDs for discreet monitoring in the dark.

**Maglock Camera****E-941EC2-N1Q** 1.5mm, 600TVL

- ▶ Seamlessly integrates with existing or newly-installed electromagnetic locks, such as the **E-941SA-1200**, **E-941SA-1K2PQ**, and **E-941SA-1K2PD** (see pg. 11).
- ▶ Conveniently monitor doorways.
- ▶ Vandal-resistant.
- ▶ Wide-angle 1.5mm lens.
- ▶ 1/4" Sony Super HAD II CCD.
- ▶ Adjustable mounting angle.
- ▶ 12VDC Operation.

Optional Mounting Bracket:

E-941E-1K2/LQ
"L" Bracket

**Covert Ceiling-Mount Camera****EV-6620-N3WQ** 3.7mm, 700TVL

- ▶ Contained in a discreet ceiling-mount housing.
- ▶ 960H Resolution.
- ▶ 1/3" Sony Super HAD II CCD.
- ▶ 3.7mm Lens.
- ▶ Multiple mounting angles – camera can face either the side or the bottom of the housing.
- ▶ 12VDC Operation.

**12-Inch Mirror Camera****EV-6600-N2BQ** 2.8mm, 600TVL

- ▶ Camera is mounted behind a 12" one-way observational mirror.
- ▶ 1/3" Sony Super HAD II CCD.
- ▶ 3-Axis mounting arm.
- ▶ DWDR (Digital Wide Dynamic Range) for clear images in strong backlight.
- ▶ 2D-NR (2D Digital Noise Reduction) for clear images in low light.
- ▶ Backlight compensation.
- ▶ OSD (On-Screen Display) for programming special features.
- ▶ 12VDC Operation.



IP Weatherproof Bullet Cameras

EV-P1106-3SQ 1MP, 720p
EV-P1206-3SQ 2MP, 1080p



- ▶ H.264 Support.
- ▶ 3.6mm Lens.
- ▶ Weatherproof (IP66) for outdoor use.
- ▶ 10/100Mbps Ethernet interface (RJ45).
- ▶ ONVIF Support.
- ▶ 12VDC Operation.

IP Weatherproof Rollerball Cameras

EV-P2106-3GQ 1MP, 720p
EV-P2206-3GQ 2MP, 1080p



- ▶ H.264 Support.
- ▶ 3.6mm Lens.
- ▶ Weatherproof (IP66) for outdoor use.
- ▶ 10/100Mbps Ethernet interface (RJ45).
- ▶ ONVIF Support.
- ▶ 12VDC Operation.

IP Low-Profile Dome Cameras

EV-P2116-3WQ 1MP, 720p
EV-P2216-3WQ 2MP, 1080p



- ▶ H.264 Support.
- ▶ 3.6mm Lens.
- ▶ 10/100Mbps Ethernet interface (RJ45).
- ▶ ONVIF Support.
- ▶ 12VDC Operation.

HD-SDI 36-IR LED Rollerball Camera

EV-H220-4GQ 4mm, 1920x1080

- ▶ 1920x1080 Resolution for crystal clear high-definition video surveillance.
- ▶ 4mm Lens.
- ▶ 36 IR LEDs.
- ▶ 30FPS.
- ▶ 1/3" Sony 2.0MP CMOS.
- ▶ Weatherproof (IP66).
- ▶ Rugged, vandal-resistant design with no exposed screws.
- ▶ 12VDC Operation.



HD-SDI 42-IR LED Bullet Camera

EV-H120-4GQ 4mm, 1920x1080

- ▶ 1920x1080 Resolution for crystal clear high-definition video surveillance.
- ▶ 4mm Lens.
- ▶ 42 IR LEDs.
- ▶ 30FPS.
- ▶ 1/3" Sony 2.0MP CMOS.
- ▶ Weatherproof (IP66).
- ▶ Cables concealed in bracket.
- ▶ 12VDC Operation.



HD-SDI 84-IR LED Bullet Camera

EV-H121-4GQ 2.8-12mm, 1920x1080

- ▶ 1920x1080 Resolution for crystal clear high-definition video surveillance.
- ▶ 2.8-12mm Lens.
- ▶ 84 IR LEDs.
- ▶ 30FPS.
- ▶ 1/3" Sony 2.0MP CMOS.
- ▶ Weatherproof (IP66).
- ▶ Cables concealed in bracket.
- ▶ 12VDC Operation.



DR-1 Series H.264 Network DVRs

DR-104Q 4 Channels, 120FPS
DR-108Q 8 Channels, 240FPS
DR-116Q 16 Channels, 480FPS



- ▶ High-resolution recording: D1 (Up to 720x480).
- ▶ VGA Output (up to 1280x1024) and HDMI output (up to 1920x1080).
- ▶ Free CMS software and Free DDNS server.
- ▶ Dual-stream support.
- ▶ Supports internal SATA or external USB DVD/RW for easy backup and video export.
- ▶ Dedicated audio channel for each video channel.
- ▶ RS-485 Control protocols for PTZ cameras.
- ▶ Network hardware supports 10/100Mbps.
- ▶ 3-Year warranty.
- ▶ Available without HDD, or with 500GB, 1TB, or 2TB.

DN-2 Series NVRs

DN-204Q 4 Channels, 120FPS
DN-208Q 8 Channels, 240FPS
DN-216Q 16 Channels, 480FPS



- ▶ ONVIF Support.
- ▶ High-definition recording – up to 1920x1080.
- ▶ H.264 Compression.
- ▶ VGA and HDMI output.
- ▶ Remote monitoring via Internet Explorer, Firefox, Safari, and Chrome.
- ▶ PC and Mac compatible.
- ▶ Programmable features such as motion detection, events, and more.
- ▶ Easy and convenient firmware upgrade via USB or network.
- ▶ Available without HDD, or with 500GB, 1TB, or 2TB.

DS-1 Series HD-SDI DVRs

DS-104Q 4 Channels, 120FPS
DS-108Q 8 Channels, 240FPS
DS-116Q 16 Channels, 480FPS



- ▶ Connects to HD-SDI cameras.
- ▶ High-resolution recording and playback over coaxial cable – up to 1920x1080.
- ▶ H.264 Compression.
- ▶ VGA and HDMI output.
- ▶ Remote monitoring via Internet Explorer, Firefox, Safari, and Chrome.
- ▶ Programmable features such as motion detection, events, and more.
- ▶ Easy and convenient firmware upgrade via USB or network.
- ▶ Available without HDD, or with 500GB, 1TB, or 2TB.

ENFORCER®

12VDC Switching CCTV Power Supplies

PS-U0406-PULQ

4 Outputs, 6A Continuous, PTC Fuses

PS-U0906-PULQ

9 Outputs, 6A Continuous, PTC Fuses

PS-U1806-PULQ

18 Outputs, 6A Continuous, PTC Fuses



- ▶ Universal 100–240 VAC input.
- ▶ 12.6–13.5 VDC Output.
- ▶ New lightweight, cost-effective design.
- ▶ High-efficiency switching type.
- ▶ Ultra-low ripple voltage for improved image quality.
- ▶ Adjustable output to compensate for voltage drop.
- ▶ Outputs protected with 2.5-Amp PTC fuses.
- ▶ Built-in protection against short circuit and overheating.
- ▶ Individual channel status LEDs.
- ▶ Heavy-duty steel case with removable cover.
- ▶ Dimensions: 10"x7³/₄"x3⁵/₈" (254x196x92 mm).



12VDC High-Amp Power Supplies

PS-U1812-PULQ

18 Outputs, 12A Continuous, PTC Fuses

PS-U3612-PULQ

36 Outputs, 12A Continuous, PTC Fuses



- ▶ 12-Amp supply current.
- ▶ Universal 100–240 VAC input.
- ▶ 12.6–13.5 VDC Output.
- ▶ High-efficiency switching type.
- ▶ Ultra-low ripple voltage for improved image quality.
- ▶ PS-U3612-PULQ is a special order item only.
- ▶ Dimensions: 12¹/₈"x12¹/₄"x3⁵/₈" (308x311x92 mm)



Power Distribution Boards

PD-4PSQ

4 Outputs, 1.1A each, PTC Fuses

PD-9PSQ

9 Outputs, 1.1A each, PTC Fuses

- ▶ Main input power fuse.
- ▶ Includes circuit board only.
- ▶ 5-Amp main fuse.



12VDC Rack-Mount CCTV Power Supplies

PH-U1612-PULQ

16 Outputs, 12A Continuous, PTC Fuses

PH-U3212-PULQ

32 Outputs, 12A Continuous, PTC Fuses



- ▶ Universal 100–240 VAC input.
- ▶ 12.6–13.5 VDC Output.
- ▶ High-efficiency switching type.
- ▶ Adjustable output to compensate for voltage drop.
- ▶ Outputs protected with 3-Amp PTC fuses.
- ▶ Built-in protection against short circuit and overheating.
- ▶ Dual-color LED status indicator for each output (Blue – normal, Red – fault).
- ▶ Dimensions (excluding bracket): 1³/₄"x17¹/₂"x11³/₈" (44x445x289 mm).
- ▶ 6 Amp models available.



24VAC CCTV Power Supplies

EVP-1SA4P4UL

4 Outputs, 4A Continuous, PTC Fuses

EVP-1SA4P9UL

9 Outputs, 4A Continuous, PTC Fuses

EVP-1SA8P16UL

16 Outputs, 8A Continuous, PTC Fuses



- ▶ Individual red status indicator LEDs for each output.
- ▶ Main power switch with surge protection to turn on/off power to outputs.
- ▶ Includes enclosure and transformer.
- ▶ Outputs protected with 1.1-Amp PTC fuses.
- ▶ Additional power distribution boards also available.



12VDC Plug-in Switching AC Adapters

ST-UV12-S0.5Q 0.5A

ST-UV12-S1.0Q 1A

ST-UV12-S2.0Q 2A

- ▶ Sideways plug for ease of use on power strips.
- ▶ Universal 100–240 VAC input.
- ▶ Regulated 12VDC output.
- ▶ 6ft (1.8m) Cord, 2.1mm plug (positive center).



ST-UV12-S1.0Q Shown



Fits easily on power strip



24VAC Rack-Mount CCTV Power Supply

PH-A1612-PUQ

16 Outputs, 12A Continuous, PTC Fuses



- ▶ Field-selectable 24 or 28 VAC outputs, or OFF.
- ▶ 110VAC Input.
- ▶ 12A@24VAC.
- ▶ Outputs protected with 3-Amp PTC fuses.
- ▶ Dual-color LED status indicator for each output (Blue – normal, Red – fault, OFF – not in use).
- ▶ Removable terminal blocks for easy wiring.
- ▶ Rack, wall or desk (stackable) mountable.
- ▶ Built-in surge protection.
- ▶ Dimensions (excluding bracket): 1³/₄"x17¹/₂"x11³/₈" (44x445x289 mm).

12VDC/24VAC CCTV Power Supply

EVP-124M6P16Q

16 Outputs, 6A Continuous, PTC Fuses



- ▶ Individual status LEDs.
- ▶ Eight outputs are 12VDC.
- ▶ Eight outputs are 24VAC.
- ▶ Extra-large enclosure.
- ▶ Output protected with 1.1-Amp PTC fuses.
- ▶ 3A@12VDC.
- ▶ 3A@24VAC.



12VDC Linear AC Adapter

ST-1212-R0.5A

500mA, Regulated

- ▶ Use for CCTV, access control alarms, etc.
- ▶ 6ft (1.8m) Cord, 2.1mm plug (positive center).



Tabletop Switching Power Supply

ST-UV12-S5.0Q 5A

- ▶ LED Power indicator.
- ▶ Universal 100–240 VAC input.
- ▶ Regulated 12VDC output.
- ▶ 6ft (1.8m) Cord, 2.1mm plug (positive center).
- ▶ Includes AC power cord (IEC320-C13).



LED power indicator

Elite Passive Video Baluns

EB-P501-01Q *Standard Balun*
EB-P501-01SQ *Balun with Surge Protection*
EB-P501-20Q *Balun with 6" Pigtail*

- ▶ Gold-plated BNC connector.
- ▶ Transmits up to 1,950ft (600m) B/W or 1,300ft (400m) color.
- ▶ Passive operation – no external power required.
- ▶ Sleek, new design with ergonomic grip.
- ▶ Screw terminals for easy installation.
- ▶ Sold in quantities of 10.



Passive Video Balun with Ground Loop Isolator

EB-P101-24GQ

- ▶ Built-in ground loop isolator.
- ▶ Passive operation – no external power required.
- ▶ 5" Pigtail for flexible installation.
- ▶ Transmits up to 1,950ft (600m) B/W or 1,300ft (400m) color.
- ▶ Screwless terminals for quick installation.
- ▶ Built-in surge protection.



Video, Power, and Data Baluns

EB-P101-20VQ
DC Plug and DC Jack, RJ45

EVT-PB1-L05Q
DC Plug, Terminal Blocks, Built-In Power Converter

- ▶ Transmits video, power, and data over Cat5e/6.
- ▶ Passive operation – no external power required.
- ▶ Transmits up to 1,950ft (600m) B/W or 1,300ft (400m) color.
- ▶ Pigtails for flexible installation.
- ▶ **EVT-PB1-L05Q** only: Power converter with 12-24 VAC/VDC input and jumper selectable output (5/12/24 VDC).



EB-P101-20VQ

Basic Passive Video Baluns

EB-P101-01Q
Basic Balun
EB-P101-20Q
Balun with 6" Pigtail

- ▶ Transmits up to 1,950ft (600m) B/W or 1,300ft (400m) color.
- ▶ Passive operation – no external power required.
- ▶ Screwless terminals for quick installation.
- ▶ Sold in quantities of 50.



Elite Balun with Data or Power Pass-Through

EB-P501-02Q

- ▶ Patented design includes built-in terminals for power or data pass-through.
- ▶ Ergonomic grip.
- ▶ Gold-plated BNC connector.
- ▶ Passive operation – no external power required.
- ▶ Transmits up to 1,950ft (600m) B/W or 1,300ft (400m) color.



Passive Weatherproof Balun

EB-P101-25WQ

- ▶ Weatherproof for outdoor use.
- ▶ Passive operation – no external power required.
- ▶ Pigtails for flexible installation.
- ▶ Transmits up to 1,950ft (600m) B/W or 1,300ft (400m) color.
- ▶ Built-in surge protection.



Passive Mid-Point VPD Combiners

EB-P304-01MQ *4 Channels*
EB-P316-60MQ *16 Channels, Rack Mountable*

- ▶ Installs at a point between baluns on the camera end of an installation and a video transceiver on the DVR end of an installation.
- ▶ Video and data signals pass through the unit to a video transceiver while power enters the unit to power the CCTV cameras.



Passive End-Point VPD Combiners

EB-P304-01EQ *4 Channels*
EB-P316-60EQ *16 Channels, Rack Mountable*

- ▶ For use with VPD baluns such as EB-P101-20VQ.
- ▶ Transmits power and data to the camera while receiving video from the camera.



End-Point VPD Combiners with Power

EB-C304-01EQ *4 Channels, Built-in 24VAC*
EB-D304-01EQ *4 Channels, Built-in 12VDC*
EB-C316-60EQ *16 Channels, Built-in 24VAC*
EB-D316-60EQ *16 Channels, Built-in 12VDC*

- ▶ For use with VPD baluns such as EB-P101-20VQ.
- ▶ Transmits power and data to the camera while receiving video from the camera.
- ▶ All-in-one solution: Built-in power supply (1 Amp/channel) to power CCTV cameras.



4-Channel Passive Video Transceiver

EB-P104-01Q

- ▶ Connects up to four CCTV cameras to a central location using low-cost Cat5e/6 cable.
- ▶ Transmits up to 1,950ft (600m) B/W or 1,300ft (400m) color.
- ▶ Passive operation – no external power required.
- ▶ Terminal blocks or RJ45 for easy installation.
- ▶ Built-in surge protection.



16-Channel Passive Video Transceiver

EB-P116-01Q

- ▶ Connects up to 16 CCTV cameras to a central location using low-cost Cat5e/6 cable.
- ▶ Transmits up to 1,950ft (600m) B/W or 1,300ft (400m) color.
- ▶ Passive operation – no external power required.
- ▶ Compact 1U enclosure mounts in a standard 19" rack.
- ▶ Terminal blocks or RJ45 for easy installation.
- ▶ Built-in surge protection.




Active Video Baluns

EVT-AB1
Active Video Balun Set

EVT-TB1-42T
Active Video Balun Transmitter

EVT-RB1-4T2

- ▶ Up to 1.5mi (2.4km) with active receiver. Video, data, and surge protection. Interlockable.
- ▶ Includes 12VDC 0.5-Amp power adapter.



Rack-Mount Active Balun Hub

EVT-AH16-VT2Q *16-Port Active Balun Hub*

- ▶ Rack mount or stackable.
- ▶ Compact enclosure, only 1U (1 3/4", 44mm) high.
- ▶ Video in: 16 (terminal blocks).
- ▶ Video out: 32 (BNC connectors).
- ▶ Power input: 12-24 VDC/VAC.
- ▶ Includes 12VDC 1.5-Amp power adapter.
- ▶ Current draw: 500mA.
- ▶ Built-in video and data surge protection.
- ▶ Transmits up to 3,000ft (914m) w/ passive balun or 1.5mi (2.4km) w/ active transmitter.



BNC to VGA Converters**VC-1BAQ**

- Converts almost any LCD monitor into a security monitor.
- Video input auto-configure.
- OSD (On-Screen Display).
- Desktop, VESA, or wall mountable.
- Compact size.
- Output: NTSC: 720x480, PAL: 720x576.



Now with VESA Mount

VC-3BAQ

Similar to VC-1BAQ, but with:

- Up to 1280x1024 NTSC.
- BNC Pass-through output.
- Stores settings in case of power loss.

**VGA to BNC Converter****VC-2VAQ**

- VGA Input resolution: Up to 1024x768 (DB15).
- Output: Composite video (BNC connector), plus VGA pass-through (DB15).
- OSD (On-Screen Display).

**Video Amplifiers****VA-2101B-WQ** 1 Input, 1 Output**VA-2404B-WQ** 4 Inputs, 4 Outputs

- Video amplifier compensates for video loss.
- Brightness and sharpness adjustments for each channel.
- NTSC or PAL compatible.
- Transmits up to 3,280ft (1,000m).
- Power loop-through to power nearby devices.

**Video Distributors****VA-1102B-WQ** 1 Input, 2 Outputs**VA-1104B-WQ** 1 Input, 4 Outputs

- Distributes single video input to multiple video outputs.
- Transmits up to 984ft (300m).
- NTSC or PAL compatible.
- Voltage: 12VDC or 24VAC.
- Power loop-out (VA-1102B-WQ only).
- Gold-plated BNC connectors.

**Power Converters**

- Three models available. See pg. 19 for details.

**DC Pigtail Connectors****EVA-F5521-3Q**

- Male DC Plug, pigtail connector, 3ft.

EVA-M5521-3Q

- Female DC Jack, pigtail connector, 3ft.

**CCTV Accessories****CA-161T**

- DC Plug-to-terminal block.

CA-151R

- DC Jack-to-terminal block.

EVA-CB0R1Q

- BNC-to-RCA connector.
- Gold-plated connectors.

EVA-WB0B1-08Q

- 6" (15cm) Male-to-female BNC connector.
- Gold-plated BNC connector.

CA-171T

- RJ45 to terminal block.

CA-1616Q

- DC Plug-to-plug adapter.

CA-1515Q

- DC Jack-to-jack adapter.

CA-1526-1F

- DC Jack-to-double DC plug, 1ft wires.

X-714-046-18B

- Hook-and-loop cable tie.
- Organize loose cables.

**Illuminated Power Connectors****CA-1610-3FLQ***

- DC Male plug, 3ft (0.9m) wire.
- LED Indicates power and polarity.

CA-1510-3FLQ*

- DC Female jack, 3ft (0.9m) wire.
- LED Indicates power and polarity.

CA-1615-06LQ*

- DC Jack-to-plug, 6" (152mm) wire.
- LED Indicates power and polarity.

**Passive USB over Cat5e/6****DE-S101Q**

- Extend USB devices over Cat5e/6 up to 150ft (46m).
- USB 1.1 compliant.

**Active USB 2.0 over Cat5e/6****DE-A101Q** 1-In, 1-Out**DE-A104Q** 1-In, 4-Out

- Extend USB devices over Cat5e/6 up to 300ft (100m).
- USB 2.0 compliant.

**Data Distributor****RD-304-D1Q**

- Output: Four RS-485 connectors.
- Range: Up to 3,937ft (1,200m).
- Connect up to 64 cameras or devices via RS-485.

**RS-232 to RS-485 Converter****EVA-RS1**

- Connects up to 32 devices.
- Range: Up to 3,937ft (1,200m).
- DB9 Female connector for RS-232 and 2-wire removable terminal block for RS-485.

**Video Matrix****MVM-T1601-1Q** 3 Inputs, 6 Outputs

- BNC Connectors.
- Each output can easily switch to any of the video sources.
- Frequency: 672Hz-27MHz.
- 100mA@12VDC.

**Ground Loop Isolator****VG-1C12BQ**

- Gold-plated BNC connectors.
- BNC terminals for easy installation.

**Video Surge Protector****VS-1V12BQ**

- Surge protection for analog cameras.
- BNC Male input, BNC female output.

**IP Surge Protector****IPV-PD88Q**

- Surge protection for IP devices such as IP cameras, IP switches, and computers.
- RJ45 Connections.

**PoE Surge Protector****IPV-P188Q**

- Surge protection for PoE (Power over Ethernet) devices, such as PoE cameras and PoE switching.
- RJ45 Connections.

**HD-SDI Surge Protector****VS-1V22AQ**

- Surge protection for HD-SDI devices.
- BNC Male input, BNC female output.



Ethernet Extenders

IPB-A1200Q

Ethernet over Coax

- ▶ Transmits an IP signal or any other TCP/IP signals over existing coax cable.
- ▶ Distance: Up to 5,900ft (1,800m).
- ▶ 5VDC Adapter included.



IPB-A1100Q

Ethernet Extender

- ▶ Similar to IPB-A1200Q, but uses Cat5e/6 cable instead of coax.
- ▶ Distance: Up to 3,900ft (1,200m).
- ▶ 5VDC Adapter included.



IPR-P188Q

PoE Repeater

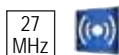
- ▶ Extend the range of power and data up to 984ft (300m).
- ▶ No external power required.



Alarm Pager System

E-37EV

- ▶ Monitors up to three zones per premises or vehicle, plus manual paging.
- ▶ Connect to burglar or communications panels.
- ▶ Range: Up to 1/2 mile* (0.8km).
- ▶ Includes belt-clip vibrating receiver (E-37RV).



E-37RV

- ▶ Extra belt-clip vibrating receiver.

E-37ANT

- ▶ Use as an alternative to AM or CB antenna.

RF Wireless Controls

SK-919TP2D-P

2-Button Desktop Transmitter



SK-919TP2D-F

2-Button Footswitch Transmitter



- ▶ For remote activation of locks, cameras, etc. from a desk or other location.
- ▶ Use in offices, factories, etc.
- ▶ Portable, attractive, heavy-duty aluminum case.
- ▶ Includes rechargeable battery and power adapter.
- ▶ Compatible with all SECO-LARM 315MHz receivers.



CBA® Series Dummy Cameras

VD-10BNA

Dummy Box Camera with Flashing LED
(Uses 2x AAA batteries)



VD-10BN

Dummy Security Camera with Flashing LED
(Uses 2x AA batteries)



VD-30BS

Dummy IR Bullet Camera with Flashing LED
(Uses 2x AA batteries)



VD-10PL

Dummy IR Bullet Camera with Working IR LEDs
(Uses 2x AA batteries)



VD-20BN

Dummy Ball-Mount Dome with Flashing LED
(Uses 2x AA batteries)



VD-40BNA

Dummy Mini PTZ Speed Dome with Flashing LED
(Uses 2x AA batteries)



VD-30SS

Solar-Powered Dummy Camera with Working IR LEDs (Uses 2x rechargeable AAA batteries)



VD-30BNA

Dummy Bullet Camera with Flashing LED
(Uses 2x AA batteries)



VD-20NN

Dummy Mini Dome Camera



VD-20BNB

Dummy Mini Dome with Flashing LED
(Uses 2x AA batteries)



Central Receiver

SK-910RC4Q

5 Relay Outputs



- ▶ Four relays, one per channel, each 10A@24VDC.
- ▶ Outputs are programmable for timed (1, 2, 3, 4, 5, 10, 30, or 60 secs), toggle, latching, or validity modes.
- ▶ Auxiliary 12VDC relay output (wet contact): 1sec-10min adjustable via built-in potentiometer.
- ▶ Compatible with all SECO-LARM 315MHz transmitters.
- ▶ Power adapter included.

Optional central receiver accessories include:

- ▶ Weatherproof transmitter (SK-919TPWFEUQ).
- ▶ Wireless LED siren (SK-910RSQ).
- ▶ Wireless magnetic contacts (SM-93T19Q).
- ▶ Wireless PIR sensor (E-9908-1T19Q).

*Actual range may vary greatly depending on the installation and operating environment.

SK-919TPWFEUQ

Weatherproof Transmitter

- ▶ Similar to the SK-919TDWS-BU. (See pg. 10)
- ▶ With terminal blocks.
- ▶ Weatherproof (IP65).
- ▶ Indoor/outdoor use.



SK-910RSQ

Wireless LED Siren

- ▶ Audible alarm sounds when triggered.
- ▶ Flashes LED to alert user when triggered.
- ▶ Weatherproof.



SM-93T19Q

Wireless Magnetic Contacts

- ▶ Weatherproof (IP65).
- ▶ Indoor/outdoor use.



E-9908-1T19Q

Wireless PIR Sensor

- ▶ 20ft Sensing range.
- ▶ Pet immunity.



1-Channel Receivers



SK-910RBQ

11~24 VAC/VDC, 10A@24VDC relay output

SK-910RAQ

Mini size, 11~24 VAC/VDC, 3A relay output

SK-910RAVQ

Mini size, 3~13.8 VDC, 5A transistor ground output

- ▶ Control garage doors, house lights, etc.
- ▶ Output is programmable for 4sec momentary (default), 1sec momentary, toggle, or validity. (SK-910RBQ also features a latching mode.)
- ▶ LED Indicates RF reception, learn mode entered, transmitter learned, memory cleared.

SK-910R-4Q

- ▶ Similar to SK-910RBQ, but 433.92MHz. Special order item.

1-Button Transmitters

SK-919TD1S-UP

Factory pre-coded

SK-919TT1S-BU

DIP Switch coding

- ▶ Over 68 billion possible codes.
- ▶ LED Transmission indicator.

SK-939TS1S

- ▶ Same as SK-919TT1S-BU, but 433.92MHz. Special order item.

SK-915LP

- ▶ Leather pouch for SK-919TD1S-UP, SK-919TT1S-BU & SK-939TS1S.

Wired 1-Button Transmitter

SK-919TDWS-BU



- ▶ External or internal battery power.
- ▶ External or internal triggering.
- ▶ Use to make almost any security output wireless.
- ▶ Other specifications similar to SK-919TD1S-UP.

SK-939TDW-BUQ

- ▶ Same as SK-919TDWS-BU, but 433.92MHz. Special order item.

2-Channel Receivers



SK-910RB2Q

11~24 VAC/VDC, 2 x 10A@24VDC relay outputs

SK-910RAV2Q

Mini size, 3~13.8 VDC, 2 x 3A transistor ground outputs

- ▶ Each output independently configurable (SK-910RB2Q only).
- ▶ Outputs are programmable for 4sec momentary (default), 1sec momentary, toggle, or validity. (SK-910RB2Q also features a latching mode.)
- ▶ Two LEDs indicate RF reception, learn mode entered, transmitter learned, memory cleared.

SK-910R2-4Q

- ▶ Similar to SK-910RB2Q, but 433.92MHz. Special order item.

2-Button Transmitters

SK-919TD2A-UP

Factory pre-coded, over 68 billion possible codes

SK-919TD2A-U

Uncoded, over 68 billion possible codes

SK-917T2A-UQ

CODEBUMP™ codehopping technology, 18 quintillion codes

SK-939TS2A-PQ

- ▶ Same as SK-919TD2A-UP, but 433.92MHz. Special order item.

SK-915BA

12VDC Battery for all transmitters except handheld

Slimline Handheld Transmitters

SK-919TP1H-BUQ 1 Button, 1 Channel

SK-919TP2H-NUQ 2 Buttons, 3 Channels

SK-919TP4H-NUQ 4 Buttons, 15 Channels

- ▶ Extreme durability - Rubber buttons eliminate damage caused by electrostatic discharge. Gold-plated battery clips and contact points extend the life of the transmitter.
- ▶ Includes two 3VDC lithium batteries and visor clip.
- ▶ Slimline design: 3 1/2" x 2 3/16" x 1/2" (89x56x12 mm).

SK-9HBC

Belt-clip holster for slimline handheld transmitters

X-930-089

3VDC Lithium battery for handheld transmitters



3 and 4-Channel Receivers



- ▶ Control garage doors, house lights, etc.
- ▶ Outputs are programmable for timed (1, 2, 3, 4, 5, 10, 30, or 60 seconds), toggle, latching, or validity modes.
- ▶ Individual channel status LEDs indicate RF reception, learn mode entered, transmitter learned, and memory cleared.

SK-910R4-4Q

- ▶ Similar to SK-910R4Q, but 433.92MHz. Special order item.

3-Button Transmitters

SK-919TP3JRUQ

Factory pre-coded, over 68 billion possible codes

SK-917TP3J-RU

CODEBUMP™ codehopping technology, 18 quintillion codes

- ▶ LED Transmission indicator.

4-Button Transmitters

SK-919TP4J-NUQ

Factory pre-coded, over 68 billion possible codes

SK-917TP4J-NU

CODEBUMP™ codehopping technology, 18 quintillion codes

- ▶ LED Transmission indicator.

SK-939TS4J-NU

- ▶ Same as SK-919TP4J-NUQ, but 433.92MHz. Special order item.

Extended Range Antenna

SK-91ERSD



- ▶ Extends the range of SECO-LARM RF receivers.
- ▶ Plugs into the receiver.

1,200-lb Single-Door Maglocks

E-941SA-1200

1,200-lb Holding Force, UL Listed



E-941SA-1K2PQ

1,200-lb Holding Force,
Bond Sensor, LED, UL Listed



E-941SA-1K2PD

1,200-lb Holding Force, Bond Sensor, LED,
Timer 1-78 sec (not UL Listed)



- ▶ Anodized aluminum housing (US28).
- ▶ 12 or 24 VDC (selectable).
- ▶ No residual magnetism.
- ▶ MOV surge protection.
- ▶ Adjustable mounting bracket.
- ▶ Complete mounting hardware for typical installations.
- ▶ Detachable faceplate.
- ▶ E-941SA-1K2PQ and E-941SA-1K2PD only: Built-in dual-colored status LED and bond sensor to show locking status.
- ▶ E-941SA-1200 and E-941SA-1K2PQ only: UL Listed.
- ▶ "L" Bracket and "Z" brackets available for easy mounting (see pg. 12).

600-lb Single-Door Maglocks


E-941SA-600

600-lb Holding Force, UL Listed



E-941SA-600PQ

600-lb Holding Force,
Bond Sensor, LED, UL Listed



- ▶ Anodized aluminum housing (US28).
- ▶ 12 or 24VDC (selectable).
- ▶ No residual magnetism.
- ▶ MOV surge protection.
- ▶ Adjustable mounting bracket.
- ▶ Complete mounting hardware for typical installations.
- ▶ Detachable faceplate.
- ▶ E-941SA-600PQ only: Built-in dual-colored status LED and bond sensor to show locking status.
- ▶ UL Listed.
- ▶ "L", "Z" and "U" Brackets available for easy mounting (see pg. 12).

LIFETIME WARRANTY

All SECO-LARM Electromagnetic Locks come with a Lifetime Warranty. For details, please contact SECO-LARM.

300-lb Electromagnetic Locks

E-941SA-300RQ

300-lb Holding Force

Indoor



- ▶ Magnet can be reversed in the housing for right-hand or left-hand swinging doors.
- ▶ For indoor use, similar to the 600-lb and 1,200-lb single-door maglocks.
- ▶ Anodized aluminum (US28).
- ▶ Optional mounting brackets:
E-941S300R/LQ: "L" bracket
E-941S300R/ZQ: "Z" and "L" bracket
E-941S300R/UQ: "U", "Z", "L" bracket

E-941SA-300

300-lb Holding Force



Outdoor



- ▶ For indoor and outdoor applications.
- ▶ Weatherproof.
- ▶ 3ft (0.9m) Hookup wire included.
- ▶ Input voltage — 12VDC.
- ▶ Anodized aluminum (US28).
- ▶ No residual magnetism.

1,200-lb Double-Door Maglocks

E-941DA-1K2Q

Double-Door, 1,200-lb Holding Force, UL Listed




E-941DA-1K2P

Double-Door, 1,200-lb Holding Force,
Bond Sensor, LED, UL Listed



- ▶ 1,200-lb Holding force for each door.
- ▶ 12 or 24 VDC (selectable).
- ▶ Anodized aluminum (US28).
- ▶ No residual magnetism.
- ▶ MOV surge protection.
- ▶ Adjustable mounting bracket.
- ▶ Complete mounting hardware for typical installations.
- ▶ Detachable faceplate.
- ▶ E-941DA-1K2P only: Built-in dual-colored status LED and bond sensor to show locking status.
- ▶ UL Listed.
- ▶ "L", "Z" and "U" Brackets available for easy mounting (see pg. 12).



600-lb Double-Door Maglocks

E-941DA-600Q

Double-Door, 600-lb Holding Force, UL Listed



E-941DA-600PQ

Double-Door, 600-lb Holding Force,
Bond Sensor, LED, UL Listed



- ▶ 600-lb Holding force for each door.
- ▶ 12 or 24 VDC (selectable).
- ▶ Anodized aluminum (US28).
- ▶ No residual magnetism.
- ▶ MOV surge protection.
- ▶ Adjustable mounting bracket.
- ▶ Complete mounting hardware for typical installations.
- ▶ Detachable faceplate.
- ▶ E-941DA-600PQ only: Built-in dual-colored status LED and bond sensor to show locking status.
- ▶ UL Listed.
- ▶ "L", "Z" and "U" Brackets available for easy mounting (see pg. 12).



80-lb Electromagnetic Lock

E-941SA-80Q

80-lb Holding Force

Indoor



- ▶ For small, low-security drawers or cabinets.
- ▶ Holding force:
80-lb (36kg)@12VDC
110-lb (51kg)@24VDC.
- ▶ 12 or 24 VDC.
- ▶ Anodized aluminum (US28).
- ▶ No residual magnetism.

Maglock Camera

E-941EC2-N1Q 1.5mm

- ▶ Seamlessly integrates with E-941SA-1200, E-941SA-1K2PQ, and E-941SA-1K2PD.
- ▶ Wide-angle 1.5mm lens.
- ▶ 1/4" Sony Super HAD II CCD.
- ▶ 600 TV Lines.
- ▶ 12VDC Operation.
- ▶ See pg. 4 for more details.



Patent pending

NEW

Maglock Mounting Brackets

"Z" Brackets

E-941S300R/ZQ
(for E-941SA-300RQ)

E-941S-600/ZQ
(for 600-lb series locks)

E-941S-1K2/ZQ
(for 1,200-lb series locks)



All of the above include one "Z" bracket and one "L" bracket for mounting on in-swing doors. The "Z" bracket consists of two parts and is adjustable for flexible positioning of the armature plate. Cover plate to hide mounting screws also included (excludes E-941S300R/ZQ).

"L" Brackets

E-941S300R/LQ
(for E-941SA-300RQ)

E-941S-600/LQ
(for 600-lb series locks)

E-941S-1K2/LQ
(for 1,200-lb series locks)



"L" Brackets are also available for special-use mounting applications where space is insufficient for the mounting of the magnet.

"U" (Glass Door) Brackets

E-941S300R/UQ
(for E-941SA-300RQ, includes "Z", "L", and "U" brackets)

E-941S-600/UQ
(for 600-lb series locks)

E-941S-1K2/UQ
(for 1,200-lb series locks)



Both the E-941S-600/UQ and E-941S-1K2/UQ are adjustable for 9-13 mm glass.

Plate Spacers

E-941S-300/PQ (for E-941SA-300)

E-941S300R/PQ (for E-941SA-300RQ)

E-941S-600/PQ (3/16" for 600-lb series)

E-941S-1K2/PQ (1/4" for 1,200-lb series)

E-941D-600/PQ (for 600-lb double-door)

E-941D-1K2/P (for 1,200-lb double-door)



Armature Plate Holder

E-941S-600/HQ
(for 600-lb series)

E-941S-1K2/HQ
(for 1,200-lb series)



Used for mounting the armature plates to a metal-core door or providing extra security for the armature plate.

Electromagnetic Gate Locks

E-942FC-1300
1,300-lb Holding Force

Outdoor



- ▶ For sliding or swinging gates.
- ▶ Holding force: 1,300-lb (591kg).
- ▶ Water- and vandal-resistant.
- ▶ Dual-threaded conduit fitting.
- ▶ 6 1/2 ft Hookup cord.
- ▶ 12 or 24 VDC.
- ▶ "Z" and "L" brackets available.

E-942FC-600
600-lb Holding Force

Outdoor



- ▶ For sliding or swinging gates.
- ▶ Holding force: 600-lb (272kg).
- ▶ Water- and vandal-resistant.
- ▶ Dual-threaded conduit fitting.
- ▶ 6 1/2 ft Hookup cord.
- ▶ 12 or 24 VDC.
- ▶ "Z" and "L" brackets available.

Gate Locks with Weldable Brackets

E-942FC-1K3SQ
1,300-lb Holding Force

Outdoor



(Magnetic lock portion only)



- ▶ Includes E-942FC-1300 gate lock with brackets for lock and armature.
- ▶ For outdoor sliding or swinging electric gates.
- ▶ Weld or bolt brackets directly to gate.
- ▶ Corrosion-resistant, zinc-plated brackets.
- ▶ Black finish matches most gates.
- ▶ Lock is water-resistant and vandal-resistant.
- ▶ Adapter and mounting hardware included.

E-942FC-600SQ
600-lb Holding Force

Outdoor



(Magnetic lock portion only)



- ▶ Same as E-942FC-1K3SQ, but 600-lb holding force and smaller profile.

Gate Lock Mounting Brackets

"Z" Brackets

E-942F1300/ZQ
(for E-942FC-1300)

E-942F-600/Z
(for E-942FC-600)

"L" Brackets

E-942F-1300/L
(for E-942FC-1300)

E-942F-600/L
(for E-942FC-600)



Programmable Annual Timer

SA-027HQ Annual Timer



- ▶ 365-Day annual timer.
- ▶ New housing with protected terminals.
- ▶ 12-24 VAC/VDC Operation.
- ▶ Two Form C relays: 10A@120VAC / 28VDC.
- ▶ Each relay can be programmed for 50 events, total of 100 individual programmable events.
- ▶ Events can be set weekly, daily or hourly, 365 days a year.
- ▶ One egress input per relay (two total).
- ▶ Output can be programmed for 1-99 seconds or toggle.

Programmable 7-Day Timer

SA-027WQ 7-Day Timer



- ▶ 7-Day timer.
- ▶ 12-24 VAC/VDC.
- ▶ One Form C relay: 10A@120VAC/28VDC.
- ▶ Can be programmed for 60 events.
- ▶ One egress input.
- ▶ Output can be programmed for 1-99 seconds or toggle.
- ▶ Manual mode button.

Delayed Egress Timer

SA-025EQ



- ▶ 12-24 VAC/VDC Operation.
 - ▶ Lock control relay (Form C): 10A@24VDC.
 - ▶ Remote alarm relay (Form C): 10A@24VDC.
 - ▶ Local alarm, transistor ground output.
 - ▶ Three relocking modes via jumper: Standard (preset), BOCA, Timed.
- (More timers on pg. 18.)

Outdoor Access Control Keypads

SK-2323-SDQ

Mullion-Style Keypad

- ▶ 1,010 Users.
- ▶ 12-24 VAC/VDC Operation.
- ▶ Two Form C relay outputs.
- ▶ Each relay has programmable output time from 1-99 seconds or toggle.
- ▶ Rugged, weatherproof design.
- ▶ Backlit keys for easy nighttime use.
- ▶ Two egress inputs.
- ▶ Door sensor input.
- ▶ Adjustable code length (2-6 digits).
- ▶ All features are programmed from the keypad.
- ▶ Circuitry is potted with epoxy for outdoor use.



SK-2323-SPQ

- ▶ Similar to SK-2323-SDQ, but with proximity reader.

SK-2323-SPAQ

Mullion-Style Piezoelectric Keypad with Built-In Proximity Reader

- ▶ Similar to SK-2323-SPQ, but with the following additional features:
 - Piezoelectric touch keys (can be pressed with gloves on).
 - Lower profile.



SK-1323-SDQ

Sealed-Housing Stand-Alone Keypad

- ▶ Features similar to SK-2323-SDQ.

SK-1323-SPQ

- ▶ Similar to SK-1323-SDQ, but with proximity reader.



Access Control Power Supplies

EAP-5D1Q 1 Output, 12/24VDC

EAP-5D5Q 5 Outputs, 12/24VDC

Supply Current:
5A@12VDC / 2.5A@24VDC

- ▶ AC Power failure supervision relay with delay timer: 5 seconds, 5 minutes, 5 hours.
- ▶ Automatically switch to backup battery if AC fails.



EAP-5D5Q Shown

PD-5PAQ

5-Output Power Distribution Board used in EAP-5D5Q

EAP-5D1MQ

Power-supply board used in EAP-5D1Q and EAP-5D5Q

CBA Series Dummy Keypad

KD-100Q

Dummy Keypad

- ▶ Keypad LEDs flash.
- ▶ Keypad "beeps" when pressed.
- ▶ Weather-resistant.
- ▶ Uses 4x AAA batteries.



Outdoor Access Control Keypads

SK-1123-SQ

Surface Mount, 2 Outputs:
5A@28VDC (relay),
1A@28VDC (relay)

SK-1123-FQ

Flush Mount, 2 Outputs:
5A@28VDC (relay),
100mA@24VDC (transistor)

- ▶ 110 User codes.
- ▶ Tamper switch, security screws.
- ▶ Each relay has programmable output time from 1-999 seconds or toggle.
- ▶ Each code can be programmed for 4-8 digits.
- ▶ Egress input for exiting the protected premises.
- ▶ 12-24 VAC/VDC.
- ▶ Limited lifetime warranty.



SK-1123-SPQ

- ▶ Similar to SK-1123-SQ, but with proximity reader.

Heavy-Duty Outdoor Keypad

SK-3523-SDQ

- ▶ Rugged construction: Heavy-duty stainless steel faceplate with a coated steel backing.
- ▶ Up to 210 user codes.
- ▶ Code flexibility: Codes can be four or five digits long.
- ▶ 12-24 VAC/VDC Operation.
- ▶ Two Form C relays rated 12A@14VDC.
- ▶ Door sensing input allows for anti-tailgating operation.
- ▶ Overhead LEDs and programmable backlit keys.
- ▶ Each relay has programmable output time from 1-99 seconds or toggle.
- ▶ Wrong code lockout: After three wrong codes are entered, the keypad will go into lockdown for 55 seconds.
- ▶ Tamper switch: N.C. dry contact, 3A@125/250 VAC.
- ▶ Egress/pushbutton input.



Stand-Alone Proximity Reader

PR-112S-A

- ▶ 10 Cards included.
- ▶ Sealed and weatherproof (IP67).
- ▶ Mounts easily to interior or exterior walls.
- ▶ Up to 100 users.
- ▶ Output relay for timed (1-180 sec) or latch mode.
- ▶ Egress input for simple exiting of protected area.
- ▶ Tri-color wave-shaped LED status bar indicates proximity reader's mode and status.
 - Blue : On/Valid Card indicator.
 - Green: Programming Mode.
 - Red: Invalid Card.



Indoor Access Control Keypads

SK-1011-SQ

- ▶ One output: Form C relay output (5A@28VDC).
- ▶ 100 Unique 4-8 digit codes.
- ▶ Stainless-steel faceplate.
- ▶ Programmable wrong-code lockout.
- ▶ Programmable output relay activation buzzer.
- ▶ Relay output inhibit control.
- ▶ Auto or manual-code entry checking.
- ▶ Egress input.
- ▶ Built-in tamper (N.C.) circuit.
- ▶ EEPROM Memory prevents data loss.
- ▶ Power: 12-24 VAC/VDC.
- ▶ Backbox included.
- ▶ Limited lifetime warranty.



SK-1131-SQ

Similar to SK-1011-SQ, but with the following advanced features:

- ▶ Three outputs:
 - Main relay: Form C, 5A@28VDC.
 - Aux. relay: Form C, 1A@28VDC.
 - Transistor ground output (100mA@24VDC).
- ▶ 120 Unique 4-8 digit codes.
- ▶ Backlit keyboard is easy to use at night.
- ▶ Three LEDs can be wired as needed.
- ▶ Alarm output, mantrap, and door auto-relock features, plus much more.
- ▶ Backbox included.
- ▶ Limited lifetime warranty.



(Keys are backlit)

SK-1131-SPQ

- ▶ Similar to SK-1131-SQ, but with proximity card reader.

Indoor Stand-Alone Proximity Reader

PR-312S-SPQ

- ▶ Two cards included.
- ▶ Up to 500 users.
- ▶ Up to five super-user cards for locking the system after hours.
- ▶ Output relay timed (1-180 sec) or latch mode.
- ▶ Auxiliary doorbell button.




PR-312S-PQ

- ▶ Secondary proximity card reader for PR-312S-SPQ. Connect to the other side of a door for egress via proximity card.

Proximity Cards and Keyfobs

PR-K1S1-A

- ▶ Additional cards sold in packs of 10.
- ▶ EM-125 Format.



PR-K1K1-AQ

- ▶ Proximity keyfobs. Sold in packs of 10.
- ▶ EM-125 Format.



PR-K1S1-A and PR-K1K1-AQ are compatible with all SECO-LARM proximity reader products.

Electric Deadbolts

SD-997B-GBQ

Fail-safe operation

- ▶ Now with 12/24 VDC input.
- ▶ For concealed mounting.
- ▶ 5/8" (17mm) Bolt extension.
- ▶ Fail-safe operation (unlocks when power is lost).
- ▶ Narrow design: 7 7/8" x 1 1/4" (200x32 mm).
- ▶ Door-position monitoring output (NO/NC/COM).



SD-997SMB-AQ

- ▶ Surface-mount bracket set for SD-997B-GBQ.



SD-997UB-AQ

- ▶ "U" Bracket for SD-997B-GBQ for glass doors.

SD-997A-DQ

Fail-secure operation

- ▶ Similar to SD-997B-GBQ, but fail-secure (locks when power disconnected).
- ▶ Incorporates manual lock/unlock cylinder to operate the SD-997A-DQ if power is lost.
- ▶ 12VDC Input.



Mini Electric Deadbolt

SD-997B-1SQ

Fail-safe operation

- ▶ For cabinets or other small doors.
- ▶ Surface mount.
- ▶ Fail-safe operation (unlocks when power is lost).
- ▶ 1/2" (14mm) Bolt extension.
- ▶ 12VDC Input.



Electric Shear Lock

SD-993B-SS

1,500-lb Shear Lock

- ▶ Holding force: 1,500-lb (680kg).
- ▶ Small size for use with most metal door jambs.
- ▶ Works with sliding, single-action, and double-action (swing-through) doors and gates.
- ▶ Fail-safe operation.
- ▶ 12/24 VDC Input.



SD-993S-SB

- ▶ Surface-mount bracket set.

SD-993S-UB

- ▶ "U" Bracket for glass doors.



Electric Door Strikes

SD-995C

For use in metal doors

- ▶ Field-programmable in seconds for fail-secure or fail-safe operation.
- ▶ Current draw: 250mA@12VDC.

SD-995C24

Same as SD-995C, but 24VDC

- ▶ Current draw: 150mA@24VDC.

SD-994C

Similar to SD-995C, but for use in wood doors

SD-994C24

Same as SD-994C, but 24VDC

- ▶ ANSI-sized:
SD-995C/SD-995C24 — 4 7/8" x 1 1/4" x 1 1/4" (124x32x32 mm).
SD-994C/SD-994C24 — 7 15/16" x 1 1/4" x 1 3/8" (202x36x32 mm).
- ▶ Reversible for right-hand or left-hand doors.
- ▶ Jaw strength: 2,000-lb.
- ▶ Stainless-steel lip (keeper) for strength and long life.
- ▶ Non-polarized connection.

SK-990AQ Fail Secure

- ▶ Power-off locking.
- ▶ Power unlocking.
- ▶ For entrance doors.


SK-990BQ Fail Safe

- ▶ Power locking.
- ▶ Power-off unlocking.
- ▶ For use in wood doors.
- ▶ Baked painted finish.



Universal Door Strike

SD-996C-NUQ



- ▶ UL 1034 Burglary.
- ▶ Field-selectable for fail-safe or fail-secure operation.
- ▶ Field-selectable dual-voltage: 12/24 VDC.
- ▶ Powered by a solenoid.
- ▶ Reversible, non-handed design fits either right-hand or left-hand doors.
- ▶ Low profile: Strike is only 1 1/4" (32mm) deep.
- ▶ Includes three faceplates for nearly any type of door.

Door Closer

SD-C141S

- ▶ Surface-type door closer.
- ▶ Non-handed operation.
- ▶ Separate adjustment of both closing and latch speeds.



R-T-E Key Switch Plates

(N.C., Turn-to-Open, Pre-Wired Switches)

SD-72051-V0

Shunt switch, shunt ON/momentary OFF, single-gang plate

SD-71051-V0

Same as SD-72051-V0, but slimline

SD-72002-V0

Shunt switch, maintained ON/OFF, single-gang plate

SD-71002-V0

Same as SD-72002-V0, but slimline



Remote Plates

SS-299Q

- ▶ Stainless-steel single-gang plate with 3/4" D-hole.

SS-199Q

- ▶ Stainless-steel slimline plate with 3/4" D-hole.



Key Locks

(N.O., Turn-to-Close)

SS-090 Series

- ▶ Two terminals, shunt SPST.
- ▶ Maintained ON/OFF, key removable from both ON and OFF positions.
- ▶ Specify key number when ordering.



SS-090-1H0

- ▶ Similar to SS-090, but key removable in OFF position only (key #1300 only).

SS-095 Series

- ▶ Two terminals, momentary SPST.
- ▶ Maintained OFF, springs back from ON, key removable from OFF only.
- ▶ Specify key number when ordering.



SS-092-2A0

- ▶ Two internal SPST switches, one always ON, one always OFF (key #1300 only).



SS-090KN Series

- ▶ Extra keys. Specify number when ordering.

SS-090	SS-095	SS-090KN	Key #
SS-090-2H0	SS-095-1H0	SS-090KN-0	1300
SS-090-2H1	SS-095-1H1	SS-090KN-1	1301
SS-090-2H2	SS-095-1H2	SS-090KN-2	1302
SS-090-2H3	SS-095-1H3	SS-090KN-3	1303
SS-090-2H4	SS-095-1H4	SS-090KN-4	1304
SS-090-2H5	SS-095-1H5	SS-090KN-5	1305
SS-090-2H6	SS-095-1H6	SS-090KN-6	1306
SS-090-2H7	SS-095-1H7	SS-090KN-7	1307
SS-090-2H8	SS-095-1H8	SS-090KN-8	1308
SS-090-2H9	SS-095-1H9	SS-090KN-9	1309
SS-090-2HX	SS-095-1HX	SS-090KN-X	1310

Push-to-Exit Bar

SD-961A-36

- ▶ Rugged, heavy-duty construction.
- ▶ For 36" (0.9m) doors. Actual length is 34.5" (0.88m).
- ▶ Includes two built-in, dual-contact switches (5A@125VAC).
- ▶ Includes SECO-LARM SD-969-A18 Armored Door Cord.



Armored Door Cords


SD-969-S18

Die-cast aluminum end caps

SD-969-A18

Plastic end caps

- ▶ Designed to house wiring to electric locks or access control devices mounted in doors.
- ▶ 18" (46cm) Stainless-steel cable.



Color Video Door Phone

DP-222Q

Color Camera and Monitor Set

DP-222-MQ

Additional Monitor

- ▶ Simple 2-wire connection.
- ▶ Remotely and securely talk to visitors and unlock doors or gates.
- ▶ Camera and monitor turn off automatically if not in use.
- ▶ Includes power adapter.
- ▶ DP-222-MQ is also compatible with DP-234Q (below).



Hands-Free Video Door Phone

DP-234Q

Color Camera and Monitor Set

DP-234-MQ

Additional Monitor

- ▶ Built-in microphone on both the camera and monitor — no handset needed.
- ▶ Simple 2-wire connection.
- ▶ 700 TV-line resolution.
- ▶ Camera and monitor turn off automatically if not in use.
- ▶ Includes power adapter.
- ▶ DP-234-MQ is also compatible with DP-222Q (above).



Wireless Video Door Phone

DP-236Q

- ▶ Wireless monitor allows the user to communicate with visitors and unlock the door while moving through the premises.
- ▶ Store images of visitors on the monitor.
- ▶ Monitor is powered by a lithium ion battery and charges using included dock.



Rim-Type Exit Devices

SD-962AR-36M

- ▶ Conforms to and meets ADA regulations.
- ▶ For use in institutions, schools, and commercial buildings where heavy-duty, reliable operation is required.
- ▶ Aluminum construction.



SD-962AR-36A

- ▶ For exit doors — Allows exit from inside while locked from outside.
- ▶ Reversible non-handed design.
- ▶ For metal or wood doors.
- ▶ Stainless-steel 3/4" (19mm) throw-latch bolt.
- ▶ Deadlocking latch.
- ▶ Can be unlocked for extended periods of time.
- ▶ Fits doors from 30"-48" (0.7-1.2m) wide.
- ▶ Heavy-duty steel construction.



Grade 1 Rim-Type Exit Devices

SD-962AR-36G

- ▶ ANSI A156.3, Grade 1 heavy-duty exit device.
- ▶ Conforms to and meets ADA regulations.
- ▶ UL Listed.
- ▶ For use in institutions, schools, and commercial buildings where heavy-duty, reliable operation is required.
- ▶ Stainless-steel construction.



SD-962SR-36I

- ▶ ANSI A156.3, Grade 1 heavy-duty exit device.
- ▶ Conforms to and meets ADA regulations.
- ▶ For use in institutions, schools, and commercial buildings where heavy-duty, reliable operation is required.
- ▶ Stainless-steel construction.



Entry-Type Levers

SD-962H-6LB

- ▶ Use with SD-962AR-36G.
- ▶ Grade 1, through-bolted design.
- ▶ Rigid, non-clutch mechanism.
- ▶ Non-handed design, easily field-reversible.

(2 Keys included)

SD-962HL-4A

- ▶ Use with SD-962AR-36A.
- ▶ USD26D Finish.
- ▶ Non-handed.


(2 Keys included)



Indoor No-Touch Sensors

SD-927PKC-NEQ

- ▶ No Touch — just wave a hand in front of the sensor.
- ▶ Sensing range up to 4" (10cm).
- ▶ Attractive "ring" illuminator turns from red to green or green to red (selectable) on sensor activation.
- ▶ Reduces risk of cross contamination.
- ▶ Reliable IR technology senses motion.



SD-927PKC-NSQ

- ▶ Same as SD-927PKC-NEQ, but with Spanish message.



SD-927PKC-NFQ

- ▶ Same as SD-927PKC-NEQ, but with French message.



SD-927PWCQ

- ▶ Same as SD-927PKC-NEQ, but with white plate and white body.
- ▶ Includes decals in English, Spanish, and French.



Outdoor No-Touch Sensors

SD-9263-KSVQ

- ▶ Form C.
- ▶ Single-gang No-Touch sensor.
- ▶ Adjustable sensing range and delay time.
- ▶ Mechanical override button.



SD-9163-KSVQ

- ▶ Same as SD-9263-KSVQ, but slimline.

SD-9263-KSQ

- ▶ Same as SD-9263-KSVQ, but no mechanical override button.



SD-9163-KSQ

- ▶ Same as SD-9263-KSQ, but slimline.

SD-9263-KS1Q

- ▶ Same as SD-9263-KSQ, but with Spanish message.



SD-9163-KS1Q

- ▶ Same as SD-9263-KS1Q, but slimline.

SD-9263-KS2Q *

- ▶ Same as SD-9263-KSQ, but with French message.



SD-9163-KS2Q *

- ▶ Same as SD-9263-KS2Q, but slimline.

*Special order item.

Mushroom R-T-E Plates

SD-7201GC-PEQ

- ▶ Stainless-steel faceplate.
- ▶ Green mushroom-cap pushbutton.
- ▶ NO/NC Contacts rated 5A@125VAC.



SD-7201GCPE1Q

- ▶ Similar to SD-7201GC-PEQ, but with "EXIT" and "SALIDA" messages on faceplate.



SD-7201GFPE1Q

- ▶ Similar to SD-7201GCPE1Q, but with DPDT switch.
- ▶ Two NO and two NC contacts, each rated 5A@125VAC.



SD-7201RCPE1Q

- ▶ Similar to SD-7201GCPE1Q, but with red mushroom-cap pushbutton.



SD-7251GCEX1Q

- ▶ Green, 1 1/2" dia., illuminated, mushroom-cap pushbutton.
- ▶ NO/NC, DPST Contact rated 5A@125VAC.

SD-7217GWQ

- ▶ Similar to SD-7201GCPE1Q, but with blank white plate.

RF Wireless R-T-E Plates

SD-8202GT-PEQ

Green, illuminated 2" square pushbutton



SD-8103GT-PEQ

Slimline, small square illuminated pushbutton



SD-8201GTPE1Q

Green, 1 1/2" diameter, mushroom-cap pushbutton

- ▶ For hard-to-wire installations.
- ▶ Built-in RF transmitter (Similar to SK-919TD1S-UP).
- ▶ Please see pg. 10 for RF receivers.
- ▶ Includes 9VDC battery.



Vandal-Resistant RTE Plates

SD-7204SGEX1Q

- ▶ Single-gang, vandal-resistant.
- ▶ 1" Diameter pushbutton.
- ▶ NO/NC Contacts.



SD-7104SGEX1Q

- ▶ Slimline, vandal-resistant.
- ▶ 1" Diameter pushbutton.
- ▶ NO/NC Contacts.



Illuminated R-T-E Plates

SD-7202GC-PEQ

- ▶ 2" Square illuminated green pushbutton with LED for longer life.
- ▶ NO/NC Contacts rated 10A@125VAC.
- ▶ Includes switchable English, French, and Spanish messages.



SD-7103GC-PEQ

- ▶ Stainless-steel slimline plate.
- ▶ Small green illuminated pushbutton.
- ▶ Includes switchable English, French, and Spanish messages.



SD-7223GW-LQ

- ▶ Similar to SD-7202GC-PEQ, but with white plate.



R-T-E Plates with Timer

SD-7202GC-PTQ

- ▶ Similar to SD-7202GC-PEQ, but with timer.
- ▶ Built-in timer, 1-180 seconds.
- ▶ Buzzer output for audible status.



SD-7201GAPT1Q

- ▶ Similar to SD-7201GCPE1Q, but with timer.
- ▶ Built-in timer, 1-180 seconds.
- ▶ Buzzer output for audible status.



SD-7103GC-PTQ

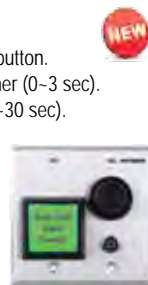
- ▶ Similar to SD-7103GC-PEQ, but with timer.
- ▶ Built-in timer, 1-180 seconds.
- ▶ Buzzer output for audible status.



RTE Plate with Delayed Egress Timer

SD-7428-GSEQ

- ▶ 2" Square illuminated green pushbutton.
- ▶ Programmable nuisance delay timer (0-3 sec).
- ▶ Programmable pre-delay timer (1-30 sec).
- ▶ Form C relay outputs for lock relay and remote alarm.
- ▶ Built-in 100dB buzzer.
- ▶ 12-24 VDC Operation.
- ▶ Fits standard double-gang backbox.



Piezoelectric R-T-E Plates

SD-6276-SS1Q

- ▶ Single-gang, vandal-resistant.
- ▶ Field-programmable color, red or green.
- ▶ Weather-resistant (IP65).
- ▶ Built-in timer, 1-30s or toggle.



SD-6176-SS1Q

- ▶ Same as SD-6276-SS1Q, but slimline.

SD-6276-SSVQ

- ▶ Same as SD-6276-SS1Q, but English only, with override.



SD-6176-SSVQ

- ▶ Same as SD-6176-SS1Q, but English only, with override.

Pushbutton R-T-E Plates

SD-7201KBQ

- ▶ Single-gang plate.
- ▶ Black pushbutton.
- ▶ N.C. Switch.



SD-7101KBPE1Q

- ▶ Slimline, black N.C. pushbutton.



SD-7101RAEX1Q

- ▶ Slimline, red N.O. pushbutton.

*Actual range may vary greatly depending on the installation and operating environment.

Twin Photobeam Detectors

E-960-D90Q

Outdoor range: Up to 90ft (30m)

E-960-D190Q

Outdoor range: Up to 190ft (60m)

E-960-D290Q

Outdoor range: Up to 290ft (90m)

- ▶ 10-30 VAC/VDC (non-polarized).
- ▶ For indoor or outdoor use.
- ▶ NO or NC Alarm output.
- ▶ N.C. Tamper circuit included.
- ▶ Interruption time adjustable.
- ▶ Built-in laser beam alignment system makes for quick, easy installations.



With laser beam alignment



Multi-Frequency Photobeam

E-964-D390Q

Outdoor range: Up to 390ft (120m)

4 Frequencies to eliminate interference

- ▶ The E-964-D390Q has all the same features as the E-960-D90Q, D190Q, and D290Q, including laser beam alignment.
- ▶ Incorporates a 4-frequency function (programmable) to eliminate the possibility of interference when multiple photobeams are located within close proximity.



With laser beam alignment



Quad Photobeam Detectors

E-964-Q165Q

Outdoor range: Up to 165ft (50m)

E-964-Q330Q

Outdoor range: Up to 330ft (100m)

E-964-Q495Q

Outdoor range: Up to 495ft (150m)

E-964-Q660Q

Outdoor range: Up to 660ft (200m)

- ▶ 12-24 VAC/VDC (non-polarized).
- ▶ Multi-frequency (four channels selectable).
- ▶ Reduces interference between multiple units installed in close proximity.
- ▶ Weatherproof, sunlight-filtering case for indoor & outdoor conditions.
- ▶ Anti-frost system with built-in heater.
- ▶ NO or NC Alarm output.
- ▶ N.C. Tamper circuit included.
- ▶ Quick, easy installation with built-in laser beam & audible alignment system.
- ▶ Built-in alignment-strength indicator.



With laser beam alignment



Dummy Photobeam Detector

BD-T100Q

- ▶ Strong ABS plastic construction.
- ▶ Wall or pole-mountable.
- ▶ Flashing red LED.
- ▶ Uses 2 x AA batteries.



Wireless Entry Alert System

E-931CS22RFCQ

Range: Up to 22ft (7m)



- ▶ For monitoring a driveway or for use as an entrance indicator.
- ▶ No wiring necessary between sensor and speaker.
- ▶ Sensor range: Up to 22ft (7m).
- ▶ Wireless range: Up to 328ft (100m) between the sensor and speaker.
- ▶ Sensor can pair with an unlimited number of speakers.
- ▶ Speaker can pair with up to five sensors.
- ▶ Sensor is weatherproof for outdoor use.
- ▶ Speaker makes chime or alarm sound when beam is interrupted.
- ▶ Alarm output is adjustable from 3-30 s.

E-931ACC-SFQ

Additional wireless speaker



E-931ACC-SPQ

Optional solar charger for sensor



E-931ACC-CQ

Optional counter



E-931ACC-R2Q

2" Square reflector



E-931ACC-RC1Q

3" Round reflector



Entry Alert System

E-931CS22RRCQ

Range: Up to 22ft (7m)

- ▶ For entrance monitoring or entrance indicator.
- ▶ Speaker makes chime or alarm sound if beam is interrupted.
- ▶ Plug-in components. No hard wiring needed.
- ▶ Includes reflector, brackets, 9VDC adapter, mounting hardware, chime.
- ▶ Optional counter also available.



E-931ACC-CQ

Optional counter

E-931ACC-R2Q

2" Square reflector

E-931ACC-SQ

Additional speaker/chime for the E-931CS22RRCQ



Reflective Photobeam Sensors

E-931-S35RRQ

Range: Up to 35ft (10m)

- ▶ Uses 12-240 VDC/24-240 VAC.
- ▶ Pre-wired 6ft (1.8m) cord.
- ▶ Weatherproof (IP66).
- ▶ Brackets and mounting hardware included.



E-931-S45RRQ

Range: Up to 45ft (14m)

- ▶ Adjustable response time and sensing range.
- ▶ Uses 12-250 VAC/VDC.
- ▶ Weatherproof (IP66).
- ▶ Includes round reflector hood.



E-931ACC-RC1Q

3" Round reflector



E-931ACC-HR1Q

Hood for the E-931ACC-RC1Q or E-931ACC-R2Q (2" square reflector)



Polarized Reflective Beam Sensor

E-931-S33PRQ

Range: Up to 33ft (10m)



- ▶ Immune to shiny objects.
- ▶ Uses 12-250 VAC/VDC.
- ▶ Removable terminal blocks.
- ▶ Weatherproof (IP66).
- ▶ Anti-condensation housing.
- ▶ Optional reflector hood available. See E-931ACC-HR1Q above.



50ft Reflective Photobeam Sensor

E-931-S50RRQ

Range: Up to 50ft (15m)

- ▶ Uses 12-250 VAC/VDC.
- ▶ Removable terminal blocks.
- ▶ Weatherproof (IP66).
- ▶ Anti-condensation housing.
- ▶ Optional reflector hood available. See E-931ACC-HR1Q above.



50ft Large Reflective Sensor

E-931-S50RRLQ

Range: Up to 50ft (15m)

- ▶ Uses 12-250 VAC/VDC.
- ▶ Weatherproof (IP65).
- ▶ Includes hood for sensor and reflector.
- ▶ Wall or pole-mountable.
- ▶ Larger sensor and reflector for more convenient alignment and adjustment.



Curtain Sensors

- E-9611-2B25** Black Enclosure
2 Beams, 11¹/₄" (29cm) long
- E-9622-4B25** Black Enclosure
E-9622-4W25 White Enclosure
4 Beams, 22¹/₂" (57cm) long
- E-9644-6B25** Black Enclosure
E-9644-6W25 White Enclosure
6 Beams, 44¹/₂" (113cm) long
- E-9660-8B25** Black Enclosure
8 Beams, 60" (152cm) long
- E-9680-10B25** Black Enclosure
10 Beams, 80" (203cm) long
- ▶ Range: Up to 25ft (7.5m) outdoor, 50ft (15m) indoor.
 - ▶ 1-Amp relay.
 - ▶ NO or NC Relay output.
 - ▶ Slimline design: 1⁵/₁₆"x2¹/₈" (34x23 mm).
 - ▶ Programmable trigger: One beam or two adjacent beams.



Long-Range Barrier Sensors

- E-9626-2B190Q**
2 Pairs, 26" (66cm)
- E-9643-4B190Q**
4 Pairs, 43" (109cm)
- E-9661-6B190Q**
6 Pairs, 61" (155cm)
- E-9679-8B190Q**
8 Pairs, 79" (201cm)
- 4 Frequencies
- ▶ Range: Up to 196ft (60m) outdoor, 393ft (120m) indoor.
 - ▶ 1-Amp relay output.
 - ▶ NO or NC Alarm output.
 - ▶ Adjustable interruption time.
 - ▶ Built-in heater.



Single Photobeam Detector

- E-961-S90WQ**
- ▶ Range: Up to 90ft (30m).
 - ▶ IP66 for Indoor/outdoor use.
 - ▶ Mounts flat or at 90° to the wall with no need for extra brackets.
 - ▶ Adjustable lens angle.




Flush-Mount Beam Sensors

- E-932-D33TBQ**
Photoelectric
Through-Beam Sensor
Range: 33ft (10m)

- E-932-S16RRQ**
Photoelectric
Reflective-Beam Sensor
Range: 16ft (5m)

- ▶ Flush-mount design.
- ▶ Fits single-gang box.
- ▶ For entrances, hallways, offices, etc.



Power Supply Chargers

- ST-1206-1.5AQ** CE
- ST-2406-2AQ** CE
- ST-2406-3AQ** CE
- ST-2406-5AQ** CE
- ST-2406-7AQ** CE
- ST-2406-10AQ** CE

Convert low-voltage AC input power to low-voltage DC output power.

- ▶ Regulated and filtered output voltage.
- ▶ Short-circuit protection.
- ▶ Built-in backup battery charger.
- ▶ Switches to backup battery automatically in case of power loss.



ST-2406-2AQ



ST-2406-10AQ

Model #	Voltage (DC)	Current	Current (peak)
ST-1206-1.5AQ	6/12	1.5A	2A
ST-2406-2AQ	6/12/24	1.5A	2A
ST-2406-3AQ	6/12/24	2.5A	3A
ST-2406-5AQ	6/12/24	4A	5A
ST-2406-7AQ	6/12/24	7A	7.5A
ST-2406-10AQ	6/12/24	9A	10A

Open-Frame Transformers

- ST-UV16-W50Q** 16VAC/50VA
- ST-UV16-W100Q** 16VAC/100VA
- ST-UV24-W50Q** 24VAC/50VA
- ST-UV24-W100Q** 24VAC/100VA
- ST-UVDA-W100Q** 24/28 VAC/100VA*
- ST-UVDA-W180Q** 24/28 VAC/180VA*
- ST-UV28-T350Q** 28VAC/350VA

- ▶ Dual-input voltage: 120/240 VAC, 50/60 Hz.
- ▶ Works with the SECO-LARM series of power supplies/chargers.
- ▶ Shielded windings to reduce electromagnetic interference.



* Dual-voltage output: 24 or 28 VAC

Siren

- SH-532L**

- ▶ 128dB Multi-tone siren.
- ▶ Miniature size: 3³/₄" long, 3¹/₂" diameter.
- ▶ 6-12 VDC, 1.4-Amp current draw.



Programmable Timers

- SA-025Q**

- ▶ Triggered by positive voltage (+DC), closure of dry contact, or opening of dry contact.
- ▶ Adjustable from 1sec to 60min.
- ▶ Form C relay.
- ▶ Multiple program settings.



- SA-026Q**

- ▶ Miniature: 1³/₁₆"x2⁹/₃₂"x5¹/₈" (30x58x16mm).
- ▶ Adjustable from 1-180 sec.
- ▶ Buzzer output.
- ▶ Form C relay.



(More timers on pg. 12)

Relay Boards

Easily fit inside alarm panel enclosures

- SR-2112-C7AQ/10**

- ▶ 12/24 VDC Operation.
- ▶ 7-Amp relay, SPDT, Form C.
- ▶ 12/24 VDC Trigger.
- ▶ Breakaway 10-pack.



- SR-2206-C5AQ**

- ▶ 6/12 VDC Operation.
- ▶ 5-Amp Relay, DPDT, Form C.
- ▶ 6/12 VDC Trigger.
- ▶ Large terminal blocks for easy installation.



- SR-2212-C5AQ**

- ▶ 12/24 VDC Operation.
- ▶ 5-Amp relay, DPDT, Form C.
- ▶ 12/24 VDC Trigger.
- ▶ Large terminal blocks for easy installation.



- SR-1212-C2ALQ**

- ▶ 12/24 VDC Operation.
- ▶ Low current draw: 15mA.
- ▶ 2-Amp relay, DPDT, Form C.
- ▶ 3-24 VDC Trigger.
- ▶ Large terminal blocks for easy installation.



- SR-1212-C7ALQ**

- ▶ 12/24 VDC operation.
- ▶ High-sensitivity, low-trigger voltage.
- ▶ Two 7-Amp relays, SPDT, Form C.
- ▶ 3-24 VDC Trigger.



12VDC Plug-in Switching AC Adapters

ST-UV12-S0.5Q 0.5A
ST-UV12-S1.0Q 1A
ST-UV12-S2.0Q 2A

- ▶ Sideways plug for ease of use on power strips.
- ▶ Universal 100-240 VAC input.
- ▶ Regulated 12VDC output.
- ▶ 6ft (1.8m) Cord, 2.1mm plug (positive center).



12VDC Linear AC Adapter

ST-1212-R0.5A
 500mA, Regulated


- ▶ Use in CCTV, access control alarms, etc.
- ▶ 6ft (1.8m) Cord, 2.1mm plug (positive center).



Tabletop Switching Power Supply

ST-UV12-S5.0Q 5A

- ▶ LED Power indicator.
- ▶ Universal 100-240 VAC input.
- ▶ Regulated 12VDC output.
- ▶ 6ft (1.8m) Cord, 2.1mm plug (positive center).
- ▶ Includes AC power cord (IEC320-C13).



Power Converters

ST-LA108-TPQ

- ▶ DC Pigtail connector.
- ▶ Input voltage: 16-28 VAC/VDC.
- ▶ Output voltage: 12VDC.
- ▶ Output current: 0.8-Amp.



ST-LA115-TPQ

- ▶ Similar to ST-LA108-TPQ, but with a 1.5-Amp output current.



ST-LA130-TTQ


- ▶ Terminal blocks.
- ▶ Input voltage: 18-24 VAC/VDC for 12VDC, 24-28 VAC or 26-28 VDC for 24VDC.
- ▶ Output voltage: 12/24 VDC.
- ▶ Output current: 3A@12VDC, 1.5A@24VDC.



Voltage Booster

ST-HB105-TTQ

- ▶ Compensates for DC voltage drops over long cable runs: 7-12 VDC input for 12VDC outputs. 12-24 VDC input for 24VDC output.
- ▶ Output current: 500mA@12/24 VDC.



Quick-Connect Magnetic Contacts

SM-431-T

Quick-Connect, Surface Mount

- ▶ For N.C. circuits.
- ▶ External screw terminals.
- ▶ 1" Gap.
- ▶ Available in brown or white.



SM-433-T

Concealed Screws, Surface Mount

- ▶ For N.C. circuits.
- ▶ Concealed screw terminals.
- ▶ 1 1/4" Gap.
- ▶ Available in brown or white.



SM-407-5T/W

Quick-Connect, Recessed Mount

- ▶ For N.C. circuits.
- ▶ External screw terminals.
- ▶ 3/4" Gap.



Recessed Contacts

SM-207Q

- ▶ N.C. 3/8" Press-fit mount with leads.
- ▶ 1" Gap.
- ▶ Available in brown or white.



SM-207-5Q

- ▶ N.C. Mini 3/8" press-fit mount with leads. ▶ 3/8" Gap.
- ▶ Available in brown or white.



SM-207-5LQ

- ▶ N.C. Mini 3/8" press-fit mount with leads. ▶ 1" Gap.
- ▶ Available in brown or white.



SM-207-31

- ▶ N.C. Mini 1/4" press-fit mount.
- ▶ 1" Gap.



SM-207-41

- ▶ N.C. Mini 3/8" press-fit mount.
- ▶ 1 3/4" Gap.



SM-206Q

- ▶ N.C. 1/4" Recessed mount with leads. ▶ 1" Gap.
- ▶ Available in brown or white.



Self-Stick Contacts

SM-204

- ▶ N.C. Mini self-stick surface mount with flange and center leads. ▶ 1" Gap.
- ▶ Available in brown or white.



SM-205Q

- ▶ N.C. Mini self-stick surface mount with flange and side leads. ▶ 1" Gap.
- ▶ Available in brown or white.



SM-204M – Magnet only for SM-204 and SM-205Q.

Overhead Door Contacts

SM-226LQ

- ▶ N.C. Overhead door with "L" bracket.
- ▶ 24" Stainless-steel cable.
- ▶ 2 3/4" Gap.



SM-226L-3Q

- ▶ NO/NC Overhead door with "L" bracket.
- ▶ 2 3/4" Gap.



SM-226RQ

- ▶ N.C. Overhead door with round bracket. ▶ 24" Cable.
- ▶ 2 3/4" Gap.



Surface-Mount Contacts

SM-200Q

- ▶ N.C. Surface mount with screw terminals.
- ▶ 3/4" Gap. ▶ Includes cover.
- ▶ Available in brown or white.



SM-300Q/W

- ▶ N.O. Surface mount with screw terminals. ▶ 3/4" Gap. ▶ Includes cover.



SM-823 – Additional terminal cover.

Wide Gap Contacts

SM-216Q

- ▶ N.C. Wide-gap surface mount with screw terminals. ▶ 2 3/4" Gap.



SM-216M – Magnet for SM-216Q.

- ▶ Available in brown or gray.

SM-217Q/W

- ▶ N.C. Wide-gap mini surface mount with concealed screw terminals.
- ▶ 2" Gap.



Screen Contact

SM-266/BR

- ▶ N.C. Super-thin screen mount with leads.
- ▶ 1 1/4" Gap.



Magnetic Contact Accessories

SM-852L

- ▶ Aluminum "L" bracket for SM-226LQ.

SM-831

- ▶ Alnico 5 magnet, 1 1/4"x1 1/4" dia.

SM-841

- ▶ Alnico 5 magnet, 1 5/8"x3/8" dia.

SM-851

- ▶ Aluminum "Z" bracket for SM-216Q.



Voice Dialer

E-920B



With
2 NO/NC
triggers

- ▶ Two NO/NC triggers.
- ▶ Two independent channels. Stores up to four numbers.
- ▶ Delivers message of up to 16sec to each number.
- ▶ Repeats message for one minute to ensure full delivery.
- ▶ Optional 9VDC internal battery.
- ▶ Use worldwide with Universal Dial Tone.

Multi-Purpose Battery Testers

ST-BT02Q

6-in-1 12VDC Battery Tester
with continuity LED



- ▶ Test for:
 1. Voltage
 2. Battery load
 3. Voltage drop
 4. PTC fuse
 5. Polarity
 6. Continuity



ST-BT02Q Shown

- ▶ Indicates the condition of rechargeable gel-type 12VDC batteries.
- ▶ Equipped with a momentary simulated load.
- ▶ Portable and easy to use.

ST-BT03Q

Same as ST-BT02Q, but 12 or 24 VDC.
▶ Includes headlight, LED and buzzer.

High-Speed Latching Tester

ST-BL01Q

- ▶ Real-time, latch, and auto-reset modes for testing NO and NC circuits.
- ▶ Features LED and buzzer indicator for remotely testing a connection.
- ▶ Convenient headlight LED to guide your way.



Low Battery Cutoff

ST-BD01Q



- ▶ Prevents deep discharge of backup batteries.
- ▶ Selectable input: 12/24 VDC.
- ▶ Adjustable voltage cutoff and restore point.
- ▶ Green LED AC indicator & 2-color LED DC indicator.

Detectors and Switches

SS-077Q

- ▶ N.C. Latching panic button.

SS-078Q

- ▶ N.O. Latching panic button.

SS-040Q

- ▶ N.C. Vibration/shock sensor.
- ▶ Adjustable sensitivity.
- ▶ Available in white or brown.

SS-072Q

- ▶ For N.C. Tamper circuits.



SS-073Q

- ▶ For N.O. Tamper circuits.



SS-074Q/BG

- ▶ N.O. Double-button momentary hold-up switch.

SS-075Q

- ▶ N.O. "EMERGENCY" button.

SS-075CQ

- ▶ NO/NC "EMERGENCY" button.



SS-075C-PEQ

- ▶ Emergency & Push-To-Exit NO or NC (selectable) momentary contact.
- ▶ Three labels included.

SS-076Q

- ▶ Toggle switch.
- ▶ Available in gray or white.

SS-032Q/RD Red N.O. Button

SS-033Q/BK Black N.C. Button

SS-202UL

Foil Connection Block



12-Inch LED Strips

SL-S212

- ▶ Available in four colors: White, red, blue or yellow (/WAQ, /RAQ, /BAQ, /YAQ).
- ▶ 12-LED Strips for informative or decorative applications.
- ▶ 12VDC Operation.
- ▶ Each strip can be cut to varying lengths depending on the application.
- ▶ Connect up to 30 strips in series.
- ▶ Requires one power connector (SL-SAS-PC1Q), sold separately.
- ▶ Optional accessories:
 - SL-SAS-PC1Q Power Connector
 - SL-SAS-EC1Q End Cap
 - SL-SAS-SH1Q LED Strip Fastener



Strobe Lights

SL-126Q

For 6-12 VDC use

SL-126-A24Q

For 6-24 VDC use

- ▶ Easy 2-wire connection for 6-12 VDC or 6-24 VDC.
- ▶ Choice of amber, blue, clear, green, or red.
- ▶ Incorrect polarity cannot damage circuit or draw current.
- ▶ Low current draw with long-operating lifespan of over 300 continuous hours (2,000,000 flashes).
- ▶ Lens is made of high-impact resistant acrylic, case of high-impact resistant ABS plastic.



LED Strobe Lights

SL-1301-EAQ Basic LED Strobe Light

SL-1301-BAQ Programmable Flash and Speed

- ▶ Choice of amber, blue, clear, green, or red.
- ▶ Operating life of 50,000 hours (5.7 years) of continuous use.
- ▶ Less heat generated than a xenon-tube strobe.
- ▶ 9-Volt backup battery option for continuous operation.



LED Strobe Lights with Siren

SL-1301-SAQ

- ▶ Choice of amber, blue, clear, green, or red.
- ▶ Built-in siren for both audible and visual notification.
- ▶ Ultra-bright: Twice as many LEDs as the SL-1301-BAQ.
- ▶ Operating life of 50,000 hours (5.7 years) of continuous use.
- ▶ 9-Volt backup battery option for continuous operation.



Strobe Light Accessories

Compatible with all SL-126 and SL-1301 Series strobe lights.

SL-126LQ

Replacement lens. Available in amber, blue, clear, green or red.

SL-1901-DAQ

Conduit drop bracket

SL-1901-JAQ

Conduit box bracket




High-Intensity LEDs

SL-1311-MA

4 High-intensity 1W LEDs

Outdoor

- ▶ Available in four colors: Amber, clear, blue or red.
- ▶ 10-30 VDC Operation.
- ▶ 19 Programmable flash patterns.
- ▶ Synchronize up to 15 units.



Glass-Break Detector, Audio

ENFORCER 190

- ▶ Audio discriminator.
- ▶ Patented design detects high-frequency sound of glass breaking while filtering out ambient environmental noise.
- ▶ When ceiling mounted, protects to a 25ft radius.
- ▶ Protects 45ft to the front and 25ft to either side.
- ▶ 2-Amp dry contact relay.



Buzzer

SH-504Q

- ▶ Miniature 85dB electronic buzzer.
- ▶ 5-15 VDC, surface mount or mount in 3/4" (19mm) hole of alarm panel or remote plate.
- ▶ Low current draw of 35mA@12VDC.



Key Locks

(N.O., Turn-to-Close)

SS-090 Series

- ▶ Two terminals, shunt SPST.
- ▶ Maintained ON-OFF, key removable from both ON and OFF positions.
- ▶ Specify key number when ordering.



SS-090-1H0

- ▶ Similar to SS-090, but key removable in OFF position only (key #1300 only).



SS-095 Series

- ▶ Two terminals, momentary SPST.
- ▶ Maintained OFF, springs back from ON, key removable from OFF only.
- ▶ Specify key number when ordering.



SS-092-2A0

- ▶ Two internal SPST switches, one always ON, one always OFF (key #1300 only).



SS-090KN Series

- ▶ Extra keys. Specify number when ordering.

See pg. 14 for key number chart.

Extender for HDMI over Dual Cat5e/6

MVE-AH010Q



HDMI

- ▶ Connect HDMI equipment using low-cost Cat5e/6 UTP cables.
- ▶ Works with full-motion video and audio signal up to 195ft (60m).
- ▶ HDMI over Cat5e/6 without any signal loss.
- ▶ Supports 480i/480p/576i/576p/720p/1080i/1080p.
- ▶ Built-in equalization and signal-boost function.
- ▶ Auto-adjusts the equalization and amplification to eliminate feedback.
- ▶ Compact size.
- ▶ 5VDC Power supply included.
- ▶ Supports DDC, EDID, and hot-plug detection.

Wall-Plate Extender for HDMI over Dual Cat5e/6

MVE-AH11-W2Q



- ▶ Transmits HDMI signal over dual Cat5e/6 cables.
- ▶ Range: Up to 164ft (50m).
- ▶ Resolution: Up to 1080p.
- ▶ Single-gang wall-plate design for convenient and attractive installations.

Extender for HDMI over Single Cat5e/6

MVE-AH020Q



HDMI

- ▶ Connect HDMI equipment using low-cost Cat5e/6 UTP cable.
- ▶ Works with full-motion video and audio signal up to 164ft (50m).
- ▶ HDMI over Cat5e/6 without any signal loss.
- ▶ Supports 480i/480p/576i/576p/720p/1080i/1080p.
- ▶ Built-in equalization and signal-boost function.
- ▶ Auto-adjusts the equalization and amplification to eliminate feedback.
- ▶ Compact size.
- ▶ 5VDC Power supplies included.
- ▶ Supports DDC, EDID and hot-plug detection.

ENHANCED Extenders for HDMI

MVE-AT11-01NQ MVE-AT11-W1NQ

Up to 230ft (70m)
Up to 230ft (70m),
Wallplate

MVE-AT11-02NQ MVE-AT11-W2NQ

Up to 330ft (100m)
Up to 330ft (100m),
Wallplate



HDMI



- ▶ Connect HDMI equipment using low-cost Cat5e/6 UTP cable.
- ▶ Supports 3D.
- ▶ IR Pass-through carries remote control signals from the monitor's location back to the source.
- ▶ HDMI over single Cat5e/6 without any signal loss.
- ▶ Supports 480i/480p/576i/576p/720p/1080i/1080p.
- ▶ Compact size.
- ▶ 5VDC Power supply included.
- ▶ MVE-AT11-02NQ and MVE-AT11-W2NQ only: Built-in 2-port ethernet switch.

Wireless Extender for HDMI

MVE-WH010Q



HDMI

- ▶ Wirelessly transmits HDMI from a DVR, Blu-Ray player, or other high-definition source to a monitor.
- ▶ Range: Up to 98ft (30m).
- ▶ Supports resolutions up to 1080p.
- ▶ Signal can pass through walls.
- ▶ IR Pass-through carries remote control signals from the monitor's location back to the source.
- ▶ Two 5VDC adapters included.

Active DVI Extender

MVE-AD11-01Q

DVI Extender



- ▶ Transmits DVI over one Cat5e/6 cable.
- ▶ Up to 1080p.
- ▶ Extends range up to 160ft (50m).
- ▶ Powered on both ends (two 5VDC adapters included).

HDMI, the HDMI Logo and High-Definition Multimedia Interface are trademarks or registered trademarks of HDMI Licensing LLC in the United States and other countries.

Passive VGA Balun

MVE-SV010Q

- ▶ Transmits VGA signals over shielded Cat5e/6 cable.
- ▶ Use with personal computer, DVR, etc. with VGA output to CRT or LED monitors or VGA projectors.
- ▶ Up to 443ft (135m) range.
- ▶ Passive device. No power required.
- ▶ Sold in pairs.



Active VGA Extenders

MVD-V1201-1Q

VGA Extender 1-In-2-Out

MVD-V1501-1Q

VGA Extender 1-In-5-Out

- ▶ Transmits VGA signals from a single source to multiple CRT or LCD monitors or VGA projectors.
- ▶ Extends VGA range up to 984ft (300m) over one Cat5e/6 cable.
- ▶ Supports up to 1920x1200 resolution.
- ▶ Each set includes one transmitter and one receiver.
- ▶ Additional receiver (MVD-V1101-1RQ) available.
- ▶ Powered (5VDC adapter included).



MVD-V1101-1RQ

- ▶ Additional receiver for the MVD-V1201-1Q and MVD-V1501-1Q.
- ▶ Powered (5VDC adapter included).

Component Video Baluns

MVE-PC015Q

- ▶ Transmits YPbPr or RGB video signals.
- ▶ Four RCA connectors to RJ45 jack.
- ▶ Supports HDTV (480i/480p/720i/720p/1080i/1080p).
- ▶ Maximum distance: 164ft (50m)@1080p, 900ft (300m)@480i.
- ▶ Passive operation, requires no power.
- ▶ Stackable or wall mountable.
- ▶ Programmable digital audio or IR pass-through.



MVE-PCW15Q

- ▶ Similar to MVE-PC015Q, but wall-plate version.



HDMI Matrix

MVM-AH44-01YQ

4-In, 4-Out

HDMI

- ▶ Supports resolutions up to 1080p.
- ▶ Supports 3D.
- ▶ IR Pass-through for remote control support.
- ▶ Desk or wall-mountable.
- ▶ Small size: 11"x6³/₁₆"x1¹/₈" (280x157x28 mm).



HDMI Switch

MVS-AH41-01NQ

- ▶ Easily switch between any of four HDMI sources by remote control or pushbutton.
- ▶ Supports resolutions up to 1080p.
- ▶ Supports 3D.
- ▶ IR Remote control included.



HDMI Splitter

MVD-AH14-01NQ

- ▶ Transmits a single HDMI source to up to four different displays.
- ▶ Supports resolutions up to 1080p.
- ▶ Supports 3D.



VGA & Stereo to HDMI Converter

MVA-VH01Q

- ▶ Input: VGA connector and dual RCA jacks (red/right, white/left).
- ▶ Output: HDMI jack.
- ▶ HDCP Pass-through.
- ▶ 5VDC Power adapter included.



Composite Video Baluns

MVE-PB010Q

RCA Plug, Terminal Block

MVE-PB020Q

RCA Jack, RJ45, Snap-In

- ▶ Transmits composite video over low-cost Cat5e/6.
- ▶ Up to 2,230ft (680m) color, 2,550ft (780m) B/W.



High-Speed HDMI Cables

MC-1102-18NQ	1.5ft (0.5m), 28AWG
MC-1102-03FQ	3ft (1m), 28AWG
MC-1102-06FQ	6ft (1.83m), 28AWG
MC-1102-10FQ	10ft (3m), 28AWG
MC-1102-16FQ	16ft (5m), 28AWG
MC-1102-20FQ	20ft (6m), 26AWG
MC-1102-25FQ	25ft (7.6m), 26AWG
MC-1102-30FQ	30ft (9m), 26AWG
MC-1102-50FQ	50ft (15m), 26AWG

- ▶ 3D Support.
- ▶ 4K Support.
- ▶ Up to 1080p.
- ▶ Supports ethernet (100Mb/s).
- ▶ Category 2 cable.
- ▶ Lifetime warranty.



HDMI Couplers

MC-2201Q

- ▶ For joining two HDMI cables together.
- ▶ Gold-plated contacts.
- ▶ Compatible with all 19-pin HDMI cables, supports HDCP.

MC-2101Q

- ▶ Similar to MC-2201Q, but rotates 180°.
- ▶ Use for running HDMI cables in tight locations.



HDMI Repeater

MVR-HH01Q

- ▶ Extends high-definition video and digital audio up to 115ft (35m).
- ▶ Supports high-definition video up to 1080p.



IR Over HDMI

MVE-PN11-01Q

- ▶ Transmit IR remote signals over HDMI cables.
- ▶ Use with HDMI extenders, switches, and matrixes.
- ▶ Convenient for applications where the HDMI source is not near the monitor.



Vehicle Security Systems

E-100LB Entry-Level Alarm

Entry-level alarm system packed with the most wanted features including two slimline 4-button RF remote controls, relay for flashing parking lights, and outputs for door locks and starter disable.

- ▶ Two 4-button RF remotes.
- ▶ Door lock outputs (+/-).
- ▶ Starter-disable output.
- ▶ Flashing parking lights (built-in relay).
- ▶ Dual-stage shock sensor (patented).
- ▶ 128dB Multi-tone siren.
- ▶ 5-Function LED indicates alarm arming, armed, disarmed, valet mode, and RF transmitter reception.
- ▶ Multi-function pushbutton for valet, emergency disarm, and one-time passive arming.
- ▶ Instant triggering with multiple trigger inputs
- ▶ Domelight supervision.
- ▶ Multiple programming options such as:
 - Active/passive arming.
 - 0.5/3.5-Second door lock/unlock output.
 - Switch sensing.
 - Ignition lock/unlock.



E-300L Full-Featured 3-Channel Alarm

- ▶ Two 3-button RF remotes.
- ▶ Door lock outputs (+/-).
- ▶ Starter-disable output.
- ▶ Flashing parking lights (built-in relay).
- ▶ Dual-stage shock sensor (patented).
- ▶ Dual-stage glass-break sensor.
- ▶ 128dB Multi-tone siren.
- ▶ 5-Function LED indicates alarm arming, armed, disarmed, valet mode, and RF transmitter reception.
- ▶ Multi-function pushbutton for valet, emergency disarm, and one-time passive arming.
- ▶ Instant triggering with multiple trigger inputs.
- ▶ Domelight supervision.
- ▶ Multiple programming options such as:
 - Active/passive arming.
 - Chirp/no chirp.
 - 0.4/6.4-Second door lock/unlock output.
 - NO/NC trigger input.
 - Permanent disarm or automatic reararm.
 - Current and/or switch sensing.
 - Ignition lock/unlock on/off.
 - Automatic starter disable on/off.



Keyless Entry/Alarm

SLI® 840 High-End Keyless Entry/Alarm

For use in almost any vehicle security application. Use as a keyless entry system, or as a complete multi-featured alarm. Special order item.

- ▶ Two 4-button "Icon" RF remotes.
- ▶ Door lock outputs (+/-).
- ▶ Starter-disable output.
- ▶ Flashing parking lights (built-in relay).
- ▶ Domelight supervision output.
- ▶ Dual-stage shock sensor (patented).
- ▶ 128dB Multi-tone siren and separate horn-honk output.
- ▶ 7-Function LED.
- ▶ Multi-function pushbutton.
- ▶ 13 Programming functions.



SLI® 820R Keyless Entry Upgrade Alarm



- ▶ Upgrades factory keyless entry system by adding a complete security system.
- ▶ Disarm defeat input prevents thieves from using the car's unlock switch to disarm alarm.
- ▶ Includes dual-stage electronic shock sensor.
- ▶ Built-in parking light relay.
- ▶ Starter disable output.

SLI® 820RA

- ▶ Similar to SLI 820R, but without the siren or shock sensor.

Vehicle Accessories

SLI® 259A Dual-Stage Microwave Sensor

- ▶ Use on vehicles with cloth or open tops, or open sunroofs.
- ▶ Dual-stage protection: Chirps siren if exterior zone violated (someone gets too close to car), triggers alarm if interior zone is violated (break-in or vandalism attempt).



SS-052B Dual-Stage Electromagnetic Shock Sensor

- ▶ Dual-stage protection: Chirps siren if car lightly tapped, triggers alarm on break-in or vandalism attempts.



SS-051ME Dual-Stage Glass-break Sensor

- ▶ Includes remote microphone with 3ft cable for easy mounting and concealing inside the car.
- ▶ Dual-stage protection: Chirps siren on light tap of window, triggers alarm on break-in.



SR-5201R Power Door Lock Interface

- ▶ Allows nearly any alarm to control nearly any type power-door lock/unlocks.
- ▶ Includes two pre-wired, built-in, heavy-duty 30-Amp relays with protecting diodes and spike/noise suppressors.



X-187-037-1SC Relay

- ▶ SPDT, 12V, 30A/40A Heavy-duty automotive relay.



SS-066TL Pin Switch

- ▶ European-style pin switch.



SS-061LSN Pin Switch

- ▶ Patented heavy-duty, long, steel body with nylon fiberglass shaft and stainless-steel contact terminal.



Immobilizers

SLI® 762FP-ISS

Touchkey Immobilizer

The Touchkey Immobilizer combines high security with the convenience of completely passive arming. To arm, turn off the ignition. 30 Seconds later, up to two of the car's electrical circuits are disabled. To disarm the system, insert the Touchkey momentarily into the Touchkey receptacle. Start the vehicle within 30 seconds or the Immobilizer will reararm.

- ▶ Two Touchkeys supplied with each unit.
- ▶ Handsomely crafted backlit receptacle.
- ▶ Flashing status LED indicates immobilizer armed, disarmed, code-learning mode, and valet override.



SLI® 762PP-ISS

Passive Proximity Immobilizer

The Passive Proximity Immobilizer eliminates the hassle of remembering how and when to operate a vehicle security system. Just put the included keyfob on the keychain, and the system arms and disarms automatically.

- ▶ Two on-board relays for disabling the starter, ignition, or fuel pump.
- ▶ Installer test mode helps determine best position for the sensing coil.
- ▶ Plug-in status LED included.
- ▶ No valet switch needed.



SECO-LARM®

Manufacturer of **ENFORCER®**

16842 Millikan Avenue

Irvine, CA 92606

Phone: (800) 662-0800

(949) 261-2999 (CA & Int'l)

Fax: (949) 261-7326

Email: info@seco-larm.com

Website: www.seco-larm.com

For more complete product information, please visit us online at: www.seco-larm.com



CCTV



RF Wireless



Access Control



Sensors



Security



Audio / Video



Vehicle

SECO-LARM's Security Systems and Accessories are protected by the following patents:

U.S. pat. nos. 7800644, 7164357, 6109110, 5760680, 5751072, 5739749, 5648754, 5483225, 5473305, 5298879, 5216407, 5084697, 4980666, 4975678, 4926160, 4835518, 4810998, 4761631, 4706064, 4700332, 4679033, 4550229, 4546629, 4543568, 4507945, D485774, D479708, D350494, D319196, D314791

Taiwan pat. nos. 158210, 133076, 118811, 116977, 105843, 100701, 94510, 89463, 86123, 84396, 76872, 75669, 66042, 61565, 59176, 56767, 52421, 50612, 46459, 43239, 40938, 40244, 39225, 37977, 37422, 35025, 33687, 33261, 33201, 32844, 32435, 32409, 31633, 30905, 30897, 30432, 30060, 28883, 28112, 26690, 24477, 23474, 22073, 21111, 20786, 20380, 19593, 18971, 17724, 16672, 16021, 15469, 14658, 12398, 11699, 9191, 3724, M335856, M328028, M319465, 319309

U.K. pat. nos. 2279792, 2271009, 2215895, 2179482, 2177797, 2177529, 2141480, 2036522, 1041888

German pat. nos. 29600370.0, G9203004.1, G9203003.3, G9212809.2

Hungary pat. no. 85927 Sweden pat. no. 9202706.9

Japan pat. no. 1882619 Korea pat. nos. 35097, 32332

China pat. nos. ZL200720126532.5, ZL2006200113040.8, SZ03311103.0, ZL02305808.0, ZL97312768.6, ZL96249150.0, ZL95201587.0, ZL94300564.7

Other international patents are pending.

© 2014 SECO-LARM U.S.A., Inc. All rights reserved.



Quality You Can Count On!

Anyone can talk about quality. But can they make sure the products you source offer consistent quality, order after order?

SECO-LARM's quality control management system is compliant with all the requirements of ISO 9001, the accepted measure of quality worldwide.

ISO 9001 is not another quality control theory. SECO-LARM's entire manufacturing process was probed in great detail by an independent quality system certification body, and was found compliant with internationally accepted quality standards.

A quality management system certified as ISO 9001 compliant ensures that SECO-LARM can deliver products that meet your quality requirements time and time again.

ISO 9001. World-class quality management from a world-class security manufacturer.



SLI®
ORDER PART# AD-CAT-EBME
2014_SLI_MiniCate_1311.indd