

GARVIN



Wire, Cable & Connectivity
Cable Management



Boxes, Covers &
Conduit Bodies



Devices &
Wall Plates



Lighting, Lamps
& Fixture Whips



Fittings, Grounding
& Pole Line Hardware



Phone: 847-455-0188
 Fax: 847-455-0334

GENERAL INFORMATION

Our History is Over 100 Years Long

It all began back in 1892 when Sam Garvin, a former employee of Thomas Edison, decided to begin supplying customers with electrical installation products. In the early days, this meant fabric-insulated wiring, wooden and Bakelite boxes, and porcelain insulators for exposed interior wiring. Electrical power didn't begin to receive widespread acceptance until 1910, so Sam was years ahead of the game.



While the youthful Sam Garvin & Co. had to stock only a few hundred electrical components at the turn of the century to satisfy its clientele, today Garvin manufactures and stocks thousands of items to meet modern electrical needs nationwide. But we still retain that small-family-business spirit serving local and national distributors with the care and concern that has allowed us to thrive for over a century.



If it's Electrical-related, We Can Help You

Although this catalog represents our best and most thorough effort to show you all of our products, we are continuously finding and adding new ones to our inventory. We also design and manufacture new products that provide economical answers to installation problems in the field. Furthermore, many of our customers enlist our help to design and manufacture custom products that meet their specialized needs. We often provide special stocking and pricing programs for such items.

So - if you don't see what you need in the catalog, please feel free to call us any time to inquire about new items or discuss the design/manufacturing of a component you've been dreaming about. We'll be glad to assist you throughout the process and recommend the most economical fabrication method. Our century of experience will save you time and money.

Our Custom Capabilities



PUL-PAL Reduces Wire Drag During Pulling



Cast Steel Liquid-Tight Connector

Metal stamping
 Wire forming
 Die casting
 Injection molding
 Machining
 Fabrication
 Prepackaging



VBKT Bracket for Lamp Hanging



52181-DEK Box for Corrugated Deck Ceilings



Phone: 847-455-0188
Fax: 847-455-0334

GENERAL INFORMATION

TABLE OF CONTENTS

GENERAL INFORMATION 1		SWITCHES, DEVICES & RECEPTACLES 116	
N.E.C. Box Guidelines	Custom Manufacturing	GFCI 15 Amp & 20 Amp	Toggle Switches
Terms & Conditions of Sale		Decorative Switches	Slide Dimmers
GARVIN History		Decorative & Duplex Recept.	Straight-blade Receptacles
BULK WIRE & CABLE 8		WALL PLATES 121	
CAT 3, 5E & 6	Low-voltage Direct Burial	Painted Steel	Combination Plates
PVC & Plenum Cable	Thermostat Wire	Lexan® (Plastic)	Extra-long Specialty
350 MHz Cable	Speaker Wire	Stainless Steel	Custom Mfgd. Wall Plates
PATCH CABLES 12		FASTENERS, CLAMPS, HANGERS & STRAPS 131	
CAT 5E Cables	WHT, BLU, YEL, BLK & GRY	Anchor Kits, Screws & Nails	Threaded & Pencil Rod
CAT 6 Cables	BLUE	Beam Clamps, Trade Washers	Knockout Seals & Snap-Ins
Custom Lengths Available		Strut Clamps & Washers	Conduit Straps & Clamps
JACKS, FACEPLATES & BEZELS 14		CONDUIT, FITTINGS, HUBS & BUSHINGS 141	
Keystone	RCA	Rigid & Thinwall Conduit	Metallic Fixture Whips/Kits
Modular	Couplers & Adapters	Liquid-Tight Connectors	Reducers, Couplings & Hubs
Faceplates & Surface Boxes	Bridging Clips	EMT Connectors/Couplings	Nipples, Inserts & Enlargers
CABLE MANAGEMENT 19		GROUNDING PRODUCTS 153	
Raceway & Cable Ties	J-Hooks & Beam Clamps	Ground Clamps	Grounding Jtag
D-Rings & Bridle Rings	Enclosures, Boxes & Rings	Grounding Hubs/Straps	Grounding Pigtails & Clips
Drive Rings	Cable Fire-Stop Devices	Ground Rod Clamps	Grounding Accessories
ROPE, TWINE & MULETAPE 41		POWER CORDS, GRIPS & WHIPS 157	
Pulling Tapes & Twine	Ropes - Poly	Chicago Plenum Fixture Whips	Cord Grip Connectors
Ropes - Double Braid		BX/MC Fixture Whips	Extension Cords
Conduit Measuring Tape		BX/MC Bulk Cable	Custom Cords & Cables
AERIAL DROPWIRE HARDWARE 44		SERVICE ENTRANCE PRODUCTS 161	
Wire, Cable & Span Clamps	Porcelain Wire Holders	Entrance Heads	Square Aluminum Tube
Support Hooks	CATV Clamps	Roof Jacks / Sealant	Dropwire Brackets & Clamps
Brackets & Clamps	Straps, Clips & Bushings	Entrance Kits (100A/200A)	Porcelain Wire Holders
STEEL BOXES & COVERS 55		LIGHTING, LAMPS & ACCESSORIES 164	
Multi-Gang	Bar Hanger & Bracket Boxes	Compact Fluorescent Lamps	T5 Fluor. Tubes & Troffers
Square, Round & Octagon	Fire Alarm & Specialty Boxes	Fluor. Reflector Lamps	Pendant Sys. Fixture Canopies
Chicago Plenum & Masonry	Plastic Boxes & Indust. Cov.	T8 Fluorescent Tubes	Low/High-Bay Reflectors
CONDUIT BODIES & COVERS 104		TOOLS & INSTALL ACCESSORIES 177	
Mogul LB	Covers & Gaskets	Shrinkwrap & Dispenser	Wire-pulling Tools/Fishtapes
Aluminum LB, LC, LL, LR & LT	Service Entrance Elbows	Pipe Support Brackets	Conduit Benders & Handle
Malleable Iron C, LB, LR, T		Drill Bits & Extensions	Packing & Electrical Tape
WEATHERPROOF BOXES 110		Rags & Hand Towels	Electric Hand Dryers
1, 2 & 3-Gang Boxes	4" Round Boxes & Covers	Conveyor Wheels	The Breaker Bible
Switch & Receptacle Covers	Threaded Plugs	Marking Tools	Mixing Pails
GFCI Covers	Gaskets	Duct Seal	

Lexan® - registered trademark of GE Plastics



Phone: 847-455-0188
Fax: 847-455-0334

GENERAL INFORMATION

NUMERICALS

10103 31
11KJ 14
17 21
24151 61
241SB,SK,ST 12
241SW,SY 13
24C 61
4SS 96
52141 70
52151 71
52151 (BRACKET) 73
52151 (RED,FRED) 77
52151-SVT-SS 103
52171 (BRACKET) 75
52171 (RED,FRED) 77
52171-SVT-SS 103
52181 32, 76, 79
52C 31, 80, 81, 82
52C (OFFSET) 82
52C (SQ TO RND) 84
52C (TILE) 83
52C1 (RED) 78
52C1-SS 103
52C13-DUP 82
52CX-RED 32, 77
52XXX-FRED 76
52XXX-RED 32, 76
53151 70
53151 (RED) 77
53171 80
53XXX-RED 32, 76
54151-X 64
54171-XXX 65
54C 63, 67
54XXX-FAN 62
54XXX-XVT 63
55151 65
56XXX 61,62
72151 91
72171 (BRACKET) 90
72171 (DRAWN) 91
72171 (RED,BRAK) 177
72171 (WELDED) 90
72171-SVT-SS 103
72C 93
72C (COVERS) 94
72C (IND COV) 93
72C (TILE) 95
72C1-SS 103
72CX-RED 32, 78
72XXX-RED 32, 76
73171 92
73171 (RED) 77
73C 93
73XXX-RED 32, 76
75C (WHEEL) 177

A

AA 17
ADWC 44
ANC 25
APBLK 17
AS 45

AT 172
ATB 47

B

BB 147
BB-1 182
BB4 78, 92
BDWH 47
BE 18
BGWC 45
BH 63
BIT 177
BLST 176
BNDR 183
BP-1935 89
BR 23
BR-XXX-SSC 24
BR-XXXNP 24
BR-XXXWH 25
BRDG 16
BREAKER BIBLE 54
BRXXXTW 24

C

C-XXX 172, 173, 174
C5EKJ 14
CAR 168
CAT3 8, 9
CAT5 8
CB 103
CB (SW BOX) 99
CBC 69
CBP 66
CC 48
CCN 144
CCP 145
CF12Q 53
CF2U 164
CF3U 166
CFC 168
CFR 166
CFS 166
CG (COND COV) 106
CG (GRIP) 159
CH 137, 138
CHN 150
CMT 42, 181
CN 134
CP (SHARPEN) 178
CR 118
CRSCUT 54,183
CS (REFLECT) 168
CSC 44
CT 20
CTM 20
CWB 48

D

DB 143
DBR 41
DCC 31
DCLC 44
DH 45

INDEX OF GARVIN PART NUMBER PREFIXES

(NOTE: "?" Indicates variable numeric values.)

DR 77, 118
DRV 29, 47
DS 117
DS (SEAL) 184
DSL 117
DST 21
DWS 131

E

E (ENLARGR) 149
EC 69
ECLC 44
EDG 136
EDWC 48
EF 149
EMT 141
ESC 44
EXT 177

F

F32T8 168
F54T5 168
F8SC 44
FB 46, 161
FKJ 14
FMT 72
FP 16
FPR 15
FSM 18
FSP (PUTTY) 38
FTB 51
FTM 184
FWF 19

G

G19XX 86, 87
G19XX-WD 88
G19XXX (HANDY) 96
GARVIN (PL BOX) 99
GB 55
GBBC 59
GBDC 58
GBDUP 59
GBEX 56
GBGFI 59
GBP 60
GBTC 59
GC (CLIP) 155
GCA 153
GCB 153
GCH 154
GCR 153
GF 160
GFCI 116
GRC 154
GS 155
GXNC5EP 31
GXXX (SWITCH) 97
GXXXC (MASONRY) 102

H

H (BRNZ HUB) 154
HD 185

HNDL 183
HOC 35

I

IB 40, 151
ILY 160
ISE 49

J

JC 175
JHK 26
JHK-XX-AB 27
JHK-XX-ABSSC 26
JHK-XX-BW2 27
JTAG 154

K

KCE 97
KIT 131

L

LB 127, 128, 129
LBD 127
LBG 126
LBT 127
LD 126, 128-130
LDG 126
LFS 171
LG 125, 128, 129, 130
LID 178
LP 127
LR 109, 127
LT 127-130
LTC 142
LTD 127
LTG 126
LVC 10
LVP 31

M

MAST 51
MBC 28, 139
MDHH 50
MDSC 44
MFC 29, 140
MGSB 60
MOG-SOCK 168
MOLB 104
MP 36
MSTK 162
MVCP 78

N

NS 133

O

OCR 66
ODR 22
OPSC 137
OSC 44

P

P (LAMP HOLD.) 176
PAIL 178
PAR 137
PB 99
PBX 32, 34, 77
PC 13
PF 176
PFMT 72, 157
PHH 45
PL 43, 176, 178
PNY 40, 151
PPC 176
PPR 42
PR 134
PS 121-123
PT 41, 155
PULPAL 43,85,179
PWH 46, 161
PWHP 72, 157

Q

QSC 44

R

R15 118
RA 136
RB 147
RFT 46, 161
RG6 10
RR 117
RW (REDUCE) 133

S

SBEX 99
SBR 120
SBS 99
SC 68, 69, 84
SC (4-11/16) 94
SC (COND COV) 108
SC (SWIVEL) 170
SCGB 152, 156
SCRUBS 181
SDP 46, 161
SE 35
SH 175
SHARPN 178
SHR 178
SL 172
SLB 109
SLD 119
SLR 30
SMB 16
SME 17
SNAP 136
SOB 46, 161
SP (SAFE PLT.) 30,134
SP (FIRE STOP) 36
SPKR 11
SPLT 147
SR 120
SS (STAIN. STEEL) 124

SS (FIRE STOP) 38
SSDWC 44
SST 35
ST (SERVENT) 163
STB 47
SW (STRUT) 133
SWC 50
SWCA 50

T

T 109
TAP 131
TAPE 177, 180
TB (MASONRY) 100, 101
TBR 99
TCB 160
TCE 97
TEK 131
THERM 11
THHN 11
TOGLOK 86, 181
TR 134
TRM 174
TS 119
TS (FIRE STOP) 39
TUBE 163

U

UCC 50
UMJ 14

V

VBKT 140, 175

W

W (BOX BRAK.) 34, 92
WBJ (WASHER) 132
WC 46, 161
WC (WASHER) 132
WCP 40
WDS 22
WFS (WASHER) 132
WHB 158
WHP 158
WP 110
WP2G 112
WP3G 113
WPCP 114
WPCV 110, 111
WPCV2 112
WPCV3 113
WPGSKT 114
WPP 30, 82, 134, 180
WPR 115
WRSS 181

X

XH 168

Y

YW 168

Z

ZLS 49



Phone: 847-455-0188
Fax: 847-455-0334

GENERAL INFORMATION

Article 370 of the National Electrical Code covers the installation and use of boxes. The article includes table references that guide the electrician in the selection of proper size box necessary to safely accommodate electrical service requirements. The box capacity table is reproduced in part from the N.E.C. as a quick reference and guide. The N.E.C. should be consulted for complete details.

ARTICLE 370 - Boxes and Fittings

370-6 . Number of conductors in Outlet, Device, and Junction Boxes, and Conduit Bodies. Boxes shall be of sufficient size to provide free space for all conductors enclosed in the box. The provisions of this section shall not apply to terminal housings supplied with motors (See Section 430-12.). Boxes and conduit bodies containing conductors, size No. 4 or larger, shall also comply with the provisions of Section 370-18.

a) Standard Boxes. The maximum number of conductors permitted in standard boxes shall be as is listed in Table 370-6(a). See Section 370-18 where boxes or conduit bodies are used as junction or pull boxes.

(1) Table 370-6(a) shall apply where no fittings or devices, such as fixture studs, cable clamps, hickey, switches, or receptacles, are contained in the box. Where one or more of these types of fittings, such as fixture studs, cable clamps, or hickey are contained in the box, the number of conductors shown in the table shall be reduced by one for each type of fitting; an additional deduction of two conductors shall be for each mounting yoke or strap containing one or more devices; and a further deduction of one conductor shall be made for one or more grounding conductors entering the box. Where a second set of equipment grounding conductors, as permitted by section 250-74, exception No. 4, is present in the box, then an additional deduction of one conductor shall be made. A conductor running through the box shall be counted as one conductor, and each conductor originating outside of the box and terminating inside the box is counted as one conductor. Conductors, no part of which leaves the box, shall not be counted. The volume of a wiring enclosure (box) shall be the total volume of the assembled sections, and, were used, the space provided by plaster rings, domed covers, extension rings, etc., that are marked with their volume in cubic inches, or are made from boxes the dimensions of which are listed in Table 370-6(a).

(2) For combinations of conductor sizes shown in Table 370-6(a), the maximum number of conductors permitted shall be computed using the volume per conductor listed in Table 370-6(b), with the deductions provided for in Section 370-6(a)(1) and these volume deductions shall be based on the largest conductor entering the box. The maximum number and size of conductors listed in Table 370-6(a) shall not be exceeded.

(b) Other Boxes. Boxes 100 cubic inches or less other than those described in Table 370-6(a), conduit bodies having provisions for more than two conduit entries and nonmetallic boxes shall be durably and legibly marked by the manufacturer with their cubic inch capacity. The maximum number of conductors permitted shall be computed using the volume per conductor listed in Table 370-6(b), with the deductions provided for in Section 370-6(a)(1), and these volume deductions shall be based on the largest conductor entering the box. Boxes described in Table 370-6(a) that have a larger cubic inch capacity than is designated in the table shall be permitted to have their cubic inch capacity marked as required by this section and the maximum number of conductors permitted shall be computed using the volume per conductor listed in Table 370-6(b).

KNOCKOUTS

Garvin conduit K.O.s have ties placed for easiest removal by electricians. Illustrations show placements of K.O. ties. Cable pry-outs are slotted so a screwdriver twist removes them.

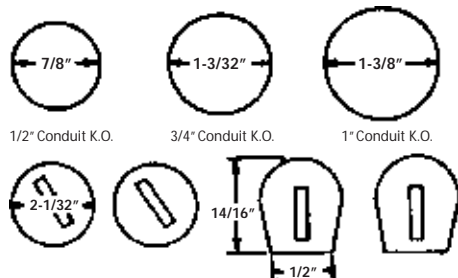


Table 370-6(a) Metal Boxes

Box Dimensions, Inches Trade Size or Type	Min. Cu. In. Cap.	Maximum Number of Conductors							
		No. 18	No. 16	No. 14	No. 12	No. 10	No. 8	No. 6	
4 x 1-1/4 Round or Octagonal	12.5	8	7	6	5	5	4	2	
4 x 1-1/2 Round or Octagonal	15.5	10	8	7	6	6	5	3	
4 x 2-1/8 Round or Octagonal	21.5	14	12	10	9	8	7	4	
4 x 1-1/4 Square	18.0	12	10	9	8	7	6	3	
4 x 1-1/2 Square	21.0	14	12	10	9	8	7	4	
4 x 2-1/8 Square	30.3	20	17	15	13	12	10	6	
4 x 11/16 x 1-1/4 Square	25.5	17	14	12	11	10	8	5	
4 x 11/16 x 1-1/2 Square	29.5	19	16	14	13	11	9	5	
4 x 11/16 x 2-1/8 Square	42.0	28	24	21	18	16	14	8	
3 x 2 x 1-1/2 Device	7.5	5	4	3	3	3	2	1	
3 x 2 x 2 Device	10.0	6	5	5	4	4	3	2	
3 x 2 x 2-1/4 Device	12.5	8	7	6	5	5	4	2	
3 x 2 x 2-3/4 Device	14.0	9	8	7	6	5	4	2	
3 x 2 x 3-1/2 Device	18.0	12	10	9	8	7	6	3	
4 x 2-1/8 x 1-1/2 Device	10.3	6	5	5	4	4	3	2	
4 x 2-1/8 x 1-7/8 Device	13.0	8	7	6	5	5	4	2	
4 x 2-1/8 x 2-1/8 Device	14.5	9	8	7	6	5	4	2	
3-3/4 x 2 x 2-1/2 Masonry Box Gang	14.0	9	8	7	6	5	4	2	
3-3/4 x 2 x 3-1/2 Masonry Box Gang	21.0	14	12	10	9	8	7	4	
FS-Minimum Internal Depth 1-3/4 Single Cover/Gang	13.5	9	7	6	6	5	4	2	
FD-Minimum Internal Depth 2-3/8 Single Cover/Gang	18.0	12	10	9	8	7	6	3	
FS-Minimum Internal Depth 1-3/4 Multiple Cover/Gang	18.0	12	10	9	8	7	6	3	
FD-Minimum Internal Depth 2-3/8 Multiple Cover/Gang	24.0	16	13	12	10	9	8	4	

Table 370-6(b). Volume Required Per Conductor

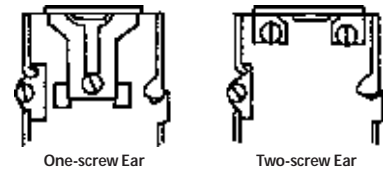
Size Of Conductor	Free space within Box For Each Conductor
No. 18	1.5 cubic inches
No. 16	1.75 cubic inches
No. 14	2.0 cubic inches
No. 12	2.25 cubic inches
No. 10	2.5 cubic inches
No. 8	3.0 cubic inches
No. 6	5.0 cubic inches

Reprinted with permission from NFPA 70, *National Electric Code*, Copyright 1989 National Fire Protection Association, Quincy, MA 02269. This reprinted material is not the complete and official position of the NFPA on the referenced subject which is represented only by the standard in its entirety.

National Electrical Code and *N.E.C.* are registered Trademarks of the National Fire Protection Association, Inc., Quincy, MA.

Plaster Ears

Plaster ears are set 1/16" forward of box opening in the "old work" position. Screw ears are supplied on shallow boxes and where access to conduit K.O. is required. One-screw ear is supplied on most other types of boxes.



Tapped Ground Holes

Most Garvin boxes have tapped #10-32 grounding holes.

Standards

Underwriters' Laboratories file number is E-22445 and E-29598. For Underwriters' Laboratories Inc. listing marks, see Garvin products and carton labels.

Conforms to federal Specifications And Standards W-J800E.
Also A.N.S.I./NEMA OS1-1984.

All Materials are zinc electroplated or galvanized steel.



Phone: 847-455-0188
Fax: 847-455-0334

GENERAL INFORMATION

GARVIN INDUSTRIES (GARVIN) TERMS AND CONDITIONS OF SALE

FREIGHT TERMS: All Garvin shipments are F.O.B. shipping point. Title and risk of loss to the distributor on delivery to the initial carrier. The distributor should file any claim for loss or damage in transit with the carrier.

If distributor delays any shipment, Garvin shall nevertheless be entitled to payment and may invoice distributor for the shipment and hold it at distributor's risk and expense until receiving further instructions.

PRICING: Prices are subject to change without notice unless protected for a specified time as part of a written quotation for specified quantities.

MINIMUM CHARGE: Garvin minimum charge is \$100.00 net.

SHORTAGE CLAIMS: Claims for shortages must be made in writing to the Garvin home office at 3700 Sandra Street, Franklin Park, IL 60131, within 10 days after receipt of the products.

RETURNS: Returned products will be accepted for credit only with the written permission of the Garvin home office. All returned products must be shipped to Garvin Industries, 3700 Sandra Street, Franklin Park, IL 60131, unless otherwise directed. Products that are obsolete, discontinued, were custom designed or more than 12 months old will not be accepted for return or credit. All returned products are subject to a restocking fee of up to 25% (of net order value).

TAXES: The right is reserved to add to the sales prices any taxes imposed by law on the sale of Garvin products.

DELIVERY: Shipping schedules are based on estimate and Garvin shall not be liable directly or indirectly for delays caused by lack or necessary labor, power, materials, or manufacturing facilities, or delays to acts of God, severe weather, acts of the buyer, suppliers, government authorities, fires, floods, strikes, riots, disasters, delays in transportation or any other causes beyond the reasonable control of Garvin. In such event, at Garvin's option and without liability, delivery dates shall be extended or all portion of the order will be canceled.

LIMITED WARRANTY: While Garvin products are carefully inspected, it is not always possible to detect all imperfections. Garvin products are warranted against defects in workmanship and materials for a period of one year from the date of invoice to the original purchaser. Liability in all events is limited to the purchase price paid and all liability under the aforesaid warranty is limited at Garvin's option to either refunding the purchase price paid, or repairing or replacing any product Garvin determines to have been defective in material or workmanship at the time of delivery to the original carrier.

THERE ARE NO IMPLIED WARRANTIES THAT THE PRODUCTS ARE MERCHANTABLE OR FIT FOR PARTICULAR PURPOSE AND ANY SUCH WARRANTIES ARE SPECIFICALLY DISCLAIMED, AND LIMITED WARRANTY CONTAINED IN THE PRECEDING PARAGRAPHS IS THE SOLE WARRANTY OFFERED BY GARVIN.

Garvin has made a diligent effort to illustrate and describe the products in this catalog accurately; however, such illustrations and descriptions are for the sole purpose of identification. Products may not always totally conform to the illustration or descriptions. Garvin is not responsible for the improper selection, installation, alteration, or misuse of any of its products. Products sold by Garvin but manufactured by others are not warranted by Garvin and any purchase is limited to only the warranties offered by the actual manufacturers of the products.


No warranty of affirmation of fact, expressed or implied, other than the aforesaid is made or authorized by Garvin. Under no circumstances shall Garvin be liable for incidental or consequential losses or damages of any kind.

PROMPT DISPOSITION: Garvin will make a good faith effort for prompt disposition regarding any product which proves to be defective. Before returning any product, write or call Garvin, giving date and original invoice number and describe nature of defects. If products were damaged in transit, file a claim with the carrier.

MODIFICATIONS: No modification of the terms and conditions above shall be made by any manufacturer's representative, salesman or any other person unless said modifications are in writing and signed by an officer or the sales manager of Garvin.

ACCEPTANCE: All orders are subject to confirmation and credit approval by Garvin, as well as to terms and conditions detailed above. Any differing terms and conditions, discounts, or special prices submitted with an order shall be considered objected to by Garvin, and therefore not applicable unless accepted in writing by an officer or the sales manager of Garvin.

GOVERNING LAW: These terms and the actual sales of products pursuant to any other order shall be governed by the laws of the state of Illinois.



Patent Pending



U.S. Patent No. 101659072

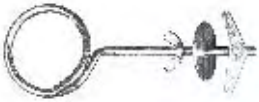
CUSTOM MANUFACTURING

GARVIN provides a broad array of custom manufacturing services. Contact us whenever you need design assistance or specialized manufacturing capabilities. We'll be glad to help you. We have years of experience producing a variety of products for the industry. Our capabilities include:

- Metal stamping Machining
 - Wire forming Die casting
 - Metal forming Injection molding
 - Fabrication Prepackaging
- And what else? Call us.

847-455-0188

www.garvinindustries.com





Datacom

Telecom

CATV

Fire Alarm

Security



CAT 3 CABLE (PVC)

PART NO.	NO. OF PAIRS	COLOR	STD. PKG.
CAT33PGY	3	GRAY	1000 FT.
CAT34PGY	4	GRAY	1000 FT.
CAT36PGY	6	GRAY	1000 FT.



CAT 5E CABLE (PVC)

350 MHz
Cable

ALSO AVAILABLE
IN: GREEN, GRAY,
RED, PURPLE, PINK
& LIGHT BLUE

PART NO.	NO. OF PAIRS	COLOR	STD. PKG.
CAT5E4PBU	4	BLUE	1000 FT.
CAT5E4PYE	4	YELLOW	1000 FT.
CAT5E4PWH	4	WHITE	1000 FT.
CAT5E4PGY	4	GRAY	1000 FT.



CAT 6 CABLE (PVC)

550 MHz
Cable

PART NO.	NO. OF PAIRS	COLOR	STD. PKG.
CAT64PBU	4	BLUE	1000 FT.
CAT64PYE	4	YELLOW	1000 FT.
CAT64PWH	4	WHITE	1000 FT.
CAT64PGY	4	GRAY	1000 FT.



**** NOTE: OTHER COLORS ARE AVAILABLE ON REQUEST! ****

CAT 3 CABLE (PLENUM)

PART NO.	NO. OF PAIRS	COLOR	STD. PKG.
CAT33PWHPL	3	WHITE	1000 FT.
CAT34PWHPL	4	WHITE	1000 FT.
CAT36PWHPL	6	WHITE	1000 FT.



CAT 5E CABLE (PLENUM)

350 MHz
Cable

ALSO AVAILABLE
IN: GREEN, GRAY,
RED, PURPLE, PINK
& LIGHT BLUE

PART NO.	NO. OF PAIRS	COLOR	STD. PKG.
CAT5E4PBUPL	4	BLUE	1000 FT.
CAT5E4PYEPL	4	YELLOW	1000 FT.
CAT5E4PWHPL	4	WHITE	1000 FT.
CAT5E4PGYPL	4	GRAY	1000 FT.



CAT 6 CABLE (PLENUM)

550 MHz
Cable

PART NO.	NO. OF PAIRS	COLOR	STD. PKG.
CAT64PBUPL	4	BLUE	1000 FT.
CAT64PYEPL	4	YELLOW	1000 FT.
CAT64PWHPL	4	WHITE	1000 FT.
CAT64PGYPL	4	GRAY	1000 FT.



**** NOTE: OTHER COLORS ARE AVAILABLE ON REQUEST! ****

COAXIAL CABLE

- 18 AWG COPPER-CLAD
- U.L. LISTED
- TESTED TO 3 GHz



PART NO.	DESCRIPTION	COLOR	STD. PKG.
RG6UBK	60% AL BRAIDED	BLACK	1000 FT.
RG6UWH	60% AL BRAIDED	WHITE	1000 FT.
RG6UQBK	60%/40% AL BRAIDED, QUAD SHIELD	BLACK	1000 FT.
RG6UQWH	60%/40% AL BRAIDED, QUAD SHIELD	WHITE	1000 FT.

LOW VOLTAGE DIRECT BURIAL CABLE



PART NO.	DESCRIPTION	COLOR	STD. PKG.
LVC-14	14/2 DIRECT BURIAL W/POLARITY RIBS	BLACK	500 FT.
LVC-12	12/2 DIRECT BURIAL W/POLARITY RIBS	BLACK	500 FT.
LVC-10	10/2 DIRECT BURIAL W/POLARITY RIBS	BLACK	500 FT.
LVC-8	8/2 DIRECT BURIAL W/POLARITY RIBS	BLACK	500 FT.

BROWN THERMOSTAT WIRE

18 GAUGE

PART NO.	SIZE	CLASS	STD. PKG.
THERM182	18/2 AWG	CL2	250 FT.
THERM183	18/3 AWG	CL2	250 FT.
THERM184	18/4 AWG	CL2	250 FT.
THERM185	18/5 AWG	CL2	250 FT.
THERM186	18/6 AWG	CL2	250 FT.
THERM187	18/7 AWG	CL2	250 FT.



SPEAKER CABLE

PART NO.	SIZE	JACKET	STD. PKG.
SPKR16	16/2 AWG	CLEAR PVC	500 FT.
SPKR14	14/2 AWG	CLEAR PVC	500 FT.
SPKR12	12/2 AWG	CLEAR PVC	500 FT.



COMING SOON!!

THHN WIRE


Can replace TW, THW-RHH and RHW. Thermoplastic PVC 90°C nylon armored machine tool, building or fixture wire. U.L. Listed as 90°C MYW, 105 °C CAWM moisture, oil and gasoline resistant, 600 volts. Premium grade flame retardant PVC jacket.



COMING SOON!

CATEGORY 5E PATCH CABLES

(24 AWG MOLDED SNAGLESS)



PART NO.	COLOR	LENGTH	STD. PKG.
241SB02	BLUE	2 FT.	10
241SB03	BLUE	3 FT.	10
241SB05	BLUE	5 FT.	10
241SB07	BLUE	7 FT.	10
241SB10	BLUE	10 FT.	10
241SB14	BLUE	14 FT.	10
241SB20	BLUE	20 FT.	10
241SB25	BLUE	25 FT.	10
241SK02	BLACK	2 FT.	10
241SK03	BLACK	3 FT.	10
241SK05	BLACK	5 FT.	10
241SK07	BLACK	7 FT.	10
241SK10	BLACK	10 FT.	10
241SK14	BLACK	14 FT.	10
241SK20	BLACK	20 FT.	10
241SK25	BLACK	25 FT.	10
241ST02	GRAY	2 FT.	10
241ST03	GRAY	3 FT.	10
241ST05	GRAY	5 FT.	10
241ST07	GRAY	7 FT.	10
241ST10	GRAY	10 FT.	10
241ST14	GRAY	14 FT.	10
241ST20	GRAY	20 FT.	10
241ST25	GRAY	25 FT.	10




CONTINUED ON NEXT PAGE >

CATEGORY 5E PATCH CABLES (Cont.)

(24 AWG MOLDED SNAGLESS)

PART NO.	COLOR	LENGTH	STD. PKG.
241SW02	WHITE	2 FT.	10
241SW03	WHITE	3 FT.	10
241SW05	WHITE	5 FT.	10
241SW07	WHITE	7 FT.	10
241SW10	WHITE	10 FT.	10
241SW14	WHITE	14 FT.	10
241SW20	WHITE	20 FT.	10
241SW25	WHITE	25 FT.	10
241SY02	YELLOW	2 FT.	10
241SY03	YELLOW	3 FT.	10
241SY05	YELLOW	5 FT.	10
241SY07	YELLOW	7 FT.	10
241SY10	YELLOW	10 FT.	10
241SY14	YELLOW	14 FT.	10
241SY20	YELLOW	20 FT.	10
241SY25	YELLOW	25 FT.	10



CATEGORY 6 PATCH CABLES

(24 AWG MOLDED SNAGLESS)

PART NO.	COLOR	LENGTH	STD. PKG.
PC3FC6BL	BLUE	3 FT.	10
PC5FC6BL	BLUE	5 FT.	10
PC7FC6BL	BLUE	7 FT.	10
PC10FC6BL	BLUE	10 FT.	10
PC20FC6BL	BLUE	20 FT.	10
PC25FC6BL	BLUE	25 FT.	10



RJ-11 KEYSTONE JACKS

PART NO.	COLOR	STD. PKG.
11KJIV	IVORY	1
11KJW	WHITE	1



CAT 5E KEYSTONE JACKS

PART NO.	COLOR	STD. PKG.
C5EKJB	BLUE	1
C5EKJG	GREEN	1
C5EKJIV	IVORY	1
C5EKJK	BLACK	1
C5EKJOR	ORANGE	1
C5EKJR	RED	1
C5EKJW	WHITE	1



"F" COUPLER KEYSTONE JACKS

PART NO.	COLOR	STD. PKG.
FKJIV	IVORY	1
FKJW	WHITE	1




UNIVERSAL MODULAR JACK

PART NO.	DESCRIPTION	COLOR	STD. PKG.
UMJA6	110 INTERFACE CAT 6		10
UMJEFSB	8 POS., CAT5E	BLACK	10
UMJLO6U01	6 POS., LEADFRAME, CAT3	WHITE	10
UMJLO6U02	6 POS., LEADFRAME, CAT3	BLACK	10
UMJVL8A/B	8 POS., LEADFRAME, CAT5E		10



PLASTIC SINGLE-GANG RECESSED FACEPLATES

PART NO.	PORTS	COLOR	STD. PKG.
FPR0100	1	IVORY	50
FPR0101	1	OFFICE WHITE	50
FPR0200	2	IVORY	50
FPR0201	2	OFFICE WHITE	50
FPR0300	3	IVORY	50
FPR0301	3	OFFICE WHITE	50
FPR0400	4	IVORY	50
FPR0401	4	OFFICE WHITE	50
FPR0600	6	IVORY	50
FPR0601	6	OFFICE WHITE	50



PLASTIC SINGLE-GANG FACEPLATES

INCLUDES LABEL & WINDOW
 FOR EASY IDENTIFICATION

PART NO.	PORTS	COLOR	STD. PKG.
FPS0100	1	IVORY	50
FPS0101	1	OFFICE WHITE	50
FPS0200	2	IVORY	50
FPS0201	2	OFFICE WHITE	50
FPS0300	3	IVORY	50
FPS0301	3	OFFICE WHITE	50
FPS0400	4	IVORY	50
FPS0401	4	OFFICE WHITE	50
FPS0500	5	IVORY	50
FPS0501	5	OFFICE WHITE	50
FPS0600	6	IVORY	50
FPS0601	6	OFFICE WHITE	50



DATAPORT FACEPLATES

PART NO.	PORTS	COLOR	STD. PKG.
FPW1	1	WHITE	10
FPW2	2	WHITE	10
FPW3	3	WHITE	10
FPW4	4	WHITE	10
FPW6	6	WHITE	10
FPWB	BLNK INSRT	WHITE	10
FPI1	1	IVORY	10
FPI2	2	IVORY	10
FPI3	3	IVORY	10
FPI4	4	IVORY	10
FPI6	6	IVORY	10
FPIB	BLNK INSRT	IVORY	10



(2 PORT)



(6 PORT)

SURFACE-MOUNT BOX

NOW WITH
SELF-ADHESIVE
MOUNTING
STRIP

PART NO.	PORTS	COLOR	STD. PKG.
SMBW1	1	WHITE	1
SMBW2	2	WHITE	1



(1 PORT)

BRIDGING CLIPS



PART NO.	DESCRIPTION	STD. PKG.
BRDG	"C" BRIDGING CLIP MAKES A COMMON CONNECTION WHERE BLOCK HAS COMBO QUICK-CLIP TERMINALS. 1/2" W X 1/4" H	40 / BAG (1000 / BOX)

SURFACE-MOUNT ENCLOSURES

PART NO.	PORTS	COLOR	STD. PKG.
SME200	2	IVORY	10
SME201	2	OFFICE WHITE	10
SME400	4	IVORY	10
SME401	4	OFFICE WHITE	10



(2 PORT)



(2 PORT)

SNAP-IN "F" COUPLER

PART NO.	COLOR	STD. PKG.
AAF-00	IVORY	10
AAF-01	WHITE	10



SNAP-IN RCA ACCESS ADAPTER

PART NO.	COLOR	STD. PKG.
AARCA01	WHITE	10
AARCA02	IVORY	10



SNAP-IN BLANK BEZEL

PART NO.	COLOR	STD. PKG.
APBLK-00	IVORY	20
APBLK-01	WHITE	20
APBLK-02	BLACK	20



UNIVERSAL BEZEL

PART NO.	COLOR	STD. PKG.
BE0600	IVORY	20
BE0601	OFFICE WHITE	20
BE0602	BLACK	20
BE0606	GRAY	20
BE0800	IVORY	20
BE0801	OFFICE WHITE	20
BE0802	BLACK	20
BE0803	RED	20
BE0804	GREEN	20
BE0805	BLUE	20
BE0806	GRAY	20
BE0807	WHITE	20
BE0808	ORANGE	20
BE0809	YELLOW	20
BE0810	PURPLE	20
BE0811	BROWN	20
BE0910	PURPLE	20



LOW VOLTAGE SURFACE BOX

PART NO.	DIMENSIONS	COLOR	STD. PKG.
FSM01514	4.5" X 2.75" X 1.6"	WHITE	10
FSM01524	4.5" X 2.75" X 1.6"	BEIGE	10
FSM03514	4.5" X 2.75" X 2.6"	WHITE	10
FSM03524	4.5" X 2.75" X 2.6"	BEIGE	10
FSM08414	5" X 5" X 1.85"	WHITE	10
FSM08424	5" X 5" X 1.85"	BEIGE	10



FSM08424

RACEWAY-ON-A-ROLL

Foldable "Wire Hiding" Raceway With Adhesive Backing

(CAN ALSO BE SCREW MOUNTED)



WIRES ARE
"HIDDEN"
INSIDE

Cut to length, fold
and snap together!

PART NO.	SIZE	COLOR	STD. PKG.
FWF25511	1/4"	WHITE	50 FT.
FWF25521	1/4"	IVORY	50 FT.
FWF14511	3/8"	WHITE	50 FT.
FWF14521	3/8"	IVORY	50 FT.
FWF05511	1/2"	WHITE	50 FT.
FWF05521	1/2"	IVORY	50 FT.
FWF10511	1"	WHITE	50 FT.
FWF10521	1"	IVORY	50 FT.

DID YOU KNOW...?

THAT 99% OF ALL ORDERS
PLACED BEFORE 12 P.M. CST
(CHICAGO TIME) ARE SHIPPED
THE VERY SAME DAY??

THAT'S OUR COMMITMENT!!!

CABLE TIES



CALL FOR LAW-ENFORCEMENT SIZES!



PART NO.	LENGTH	TENSILE STRENGTH	COLOR	STD. PKG.
CT-5	4"	18 LBS.	NATURAL	100
CT-5-BK	4"	18 LBS.	BLACK	100
CT-7	7"	40 LBS.	NATURAL	100
CT-7-BK	7"	40 LBS.	BLACK	100
CT-11	11"	40 LBS.	NATURAL	100
CT-11-BK	11"	40 LBS.	BLACK	100
CT-14	14"	50 LBS.	NATURAL	100
CT-14-BK	14"	50 LBS.	BLACK	100

CABLE TIES (PLENUM)

APPROVED FOR PLENUM CEILING SPACES



PART NO.	LENGTH	TENSILE STRENGTH	COLOR	STD. PKG.
CT-5-BU	4"	40 LBS.	BLUE	100
CT-7-BU	7"	40 LBS.	BLUE	100
CT-11-BU	11"	50 LBS.	BLUE	100
CT-14-BU	14"	50 LBS.	BLUE	100

CABLE TIE MOUNT

NYLON



PART NO.	DESCRIPTION	STD. PKG.
CTM	CABLE TIE MOUNT	100

BACKBOARD DISTRIBUTION "D" RINGS

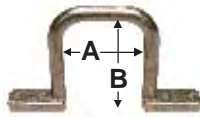
BELLCORE APPROVED



PART NO.	CAPACITY	COLOR	STD. PKG.
17A	100 PAIR	GREEN	100
17B	200 PAIR	GREEN	100
17C	400 PAIR	GREEN	100

METAL DISTRIBUTION "D" RINGS

DIE CAST ALUMINUM



DST-200



DST-300



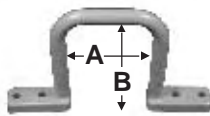
DST-500



PART NO.	DIM. A	DIM. B	STD. PKG.
DST-200	1-7/8"	2-3/8"	50
DST-300	3-1/16"	3-5/16"	50
DST-500	5-1/8"	3-3/8"	25

PLASTIC DISTRIBUTION "D" RINGS

STRONG, RIGID PLASTIC WILL NOT BEND



DST-200-P



DST-300-P



DST-500-P

PART NO.	DIM. A	DIM. B	STD. PKG.
DST-200-P	1-7/8"	2-3/8"	50
DST-300-P	3-1/16"	3-5/16"	50
DST-500-P	5-1/8"	3-3/8"	25

OPEN DISTRIBUTION "D" RINGS

*OPEN END FOR E-Z INSERTION OF PAIRS ON ALL BACKBOARDS!
NO SHARP EDGES OR BURRS TO SNAG WIRE AND CABLE BEING PULLED!*



ODR-250



ODR-350



ODR-375

PART NO.	SIZE	STD. PKG.
ODR-250	2-1/2"	50
ODR-350	3-1/2"	50
ODR-375	3-3/4"	50



EASY CABLE INSTALL AND REMOVAL

WIRE DISTRIBUTION SPOOLS

(STAND-OFF POST ORGANIZES PAIRS OF WIRES ON BACKBOARD)



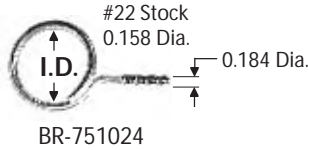
WDS



WDSWS

PART NO.	DESCRIPTION	STD. PKG.
WDS	WITHOUT SCREW	100
WDSWS	W/ WOOD SCREW	100

MACHINE-SCREW BRIDLE RINGS



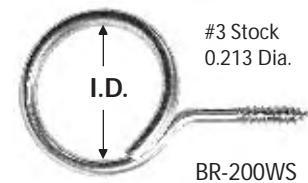
(ZINC PLATED)



PART NO.	I.D.	THREAD	STD. PKG.
BR-501024	1/2"	#10-24	100
BR-751024	3/4"	#10-24	100
BR-1251024	1-1/4"	#10-24	100
BR-1501024	1-1/2"	#10-24	100
BR-2001024	2"	#10-24	100
BR-125	1-1/4"	1/4-20	100
BR-150	1-1/2"	1/4-20	100
BR-200	2"	1/4-20	100
BR-400	4"	1/4-20	50

WOOD-SCREW BRIDLE RINGS

(ZINC PLATED)



PART NO.	I.D.	STD. PKG.
BR-100WS	1"	100
BR-125WS	1-1/4"	100
BR-150WS	1-1/2"	100
BR-200WS	2"	100

FIRE ALARM PULL-STATION BACK BOX

PREPAINTED WITH KNOCKOUTS

See pages 32, 34 & 76 for more fire alarm boxes, extension rings and covers.

DON'T YELL "FIRE!"
INSTALL A PULL STATION.



PBX-1




(DEVICE NOT INCLUDED)

QUICK-SHOT BRIDLE RINGS

ONE-SHOT INSTALLATION!!

(COMES WITH PIN/WASHER FASTENER ATTACHED TO MAKE INSTALLATION WITH POWDER-ACTUATED GUN FAST & EASY)

PART NO.	I.D.	STD. PKG.
BR-150-SSC	1-1/2"	100
BR-200-SSC	2"	100
BR-400-SSC	4"	50



U.S. PATENT NO. 6,364,266

QUICK-SCREW BRIDLE RINGS

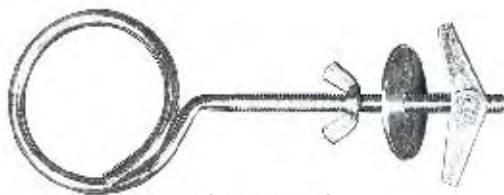
**OPEN MOUNTING FOR SCREWS
NAILS & FASTENERS**

PART NO.	I.D.	STD. PKG.
BR-150NP	1-1/2"	100
BR-200NP	2"	100
BR-400NP	4"	50



U.S. PATENT NO. 6,364,266

TOGGLE RINGS WITH 4" THREADED LEG (FOR DEEP WALLS)



U.S. PATENT NO. 6,364,266

PART NO.	I.D.	STD. PKG.
BR150TW	1-1/2"	50
BR200TW	2"	50
BR400TW	4"	25

NO MORE BEAM CLAMPS NEEDED!



OVERHEAD MOUNT



WALL MOUNT

BRIDLE RING WIRE HARNESS

*BRIDLE RING WITH PLASTIC HARNESS
 TO SUPPORT DATA & FIBER-OPTIC CABLES.
 TIA/CODE APPROVED!*



PART NO.	SIZE	STD. PKG.
BR-200WH	2"	100
BR-400-WH	4"	50

ALUMINUM NAIL CLIP

FOR ATTACHING CABLE TO WOOD & MASONRY

PART NO.	APPLICATION	STD. PKG.
ANC	RG6U COAXIAL	100
ANCQ	RG6U QUAD SHIELD	100



ALUMINUM SCREW CLIP

FOR ATTACHING CABLE TO WOOD & MASONRY

PART NO.	APPLICATION	STD. PKG.
ASC	RG6U COAXIAL	100
ASCQ	RG6U QUAD SHIELD	100



J-HOOKS

ALSO MAKES A GREAT COAT HOOK!

PART NO.	SIZE	STD. PKG.
JHK-21	1-5/16"	50
JHK-32	2"	50
JHK-64	4"	25



QUICK SHOT J-HOOKS

PIN & WASHER
PRE-INSTALLED FOR
POWDER-ACTUATED
GUN INSTALLATIONS

PART NO.	SIZE	STD. PKG.
JHK-21-SSC	1-5/16"	50
JHK-32-SSC	2"	50
JHK-64-SSC	4"	25

PIN & WASHER



QUICK SHOT J-HOOKS WITH ANGLE BRACKET

PIN & WASHER
PRE-INSTALLED FOR
POWDER-ACTUATED
GUN INSTALLATIONS

PART NO.	SIZE	STD. PKG.
JHK-21-ABSSC	1-5/16"	50
JHK-32-ABSSC	2"	50

PIN & WASHER



J-HOOKS WITH BEAM CLAMPS


1/4-20 BEAM CLAMP ATTACHED
FOR EASY MOUNTING



PART NO.	SIZE	STD. PKG.
JHK-21-BC	1-5/16"	50
JHK-32-BC	2"	50

J-HOOKS WITH QUICK CLIPS

QUICK CLIPS ALLOW EASY MOUNTING
ONTO THREADED ROD



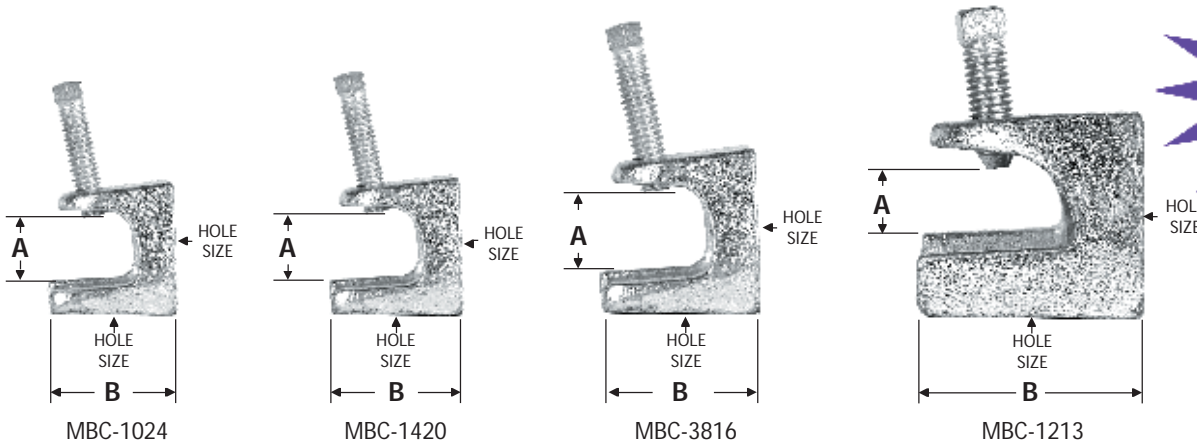
PART NO.	SIZE	ROD SIZE	STD. PKG.
JHK-21-BW2	1-5/16"	#12 - 1/4"	50
JHK-32-BW2	2"	#12 - 1/4"	50
JHK-21-BW6	1-5/16"	3/8"	50
JHK-32-BW6	2"	3/8"	50

J-HOOKS WITH ANGLE BRACKET



PART NO.	SIZE	ROD SIZE	STD. PKG.
JHK-21-AB	1-5/16"	SLIP FIT 1/4"	50
JHK-32-AB	2"	SLIP FIT 1/4"	50
JHK-64-AB	4"	SLIP FIT 1/4"	25

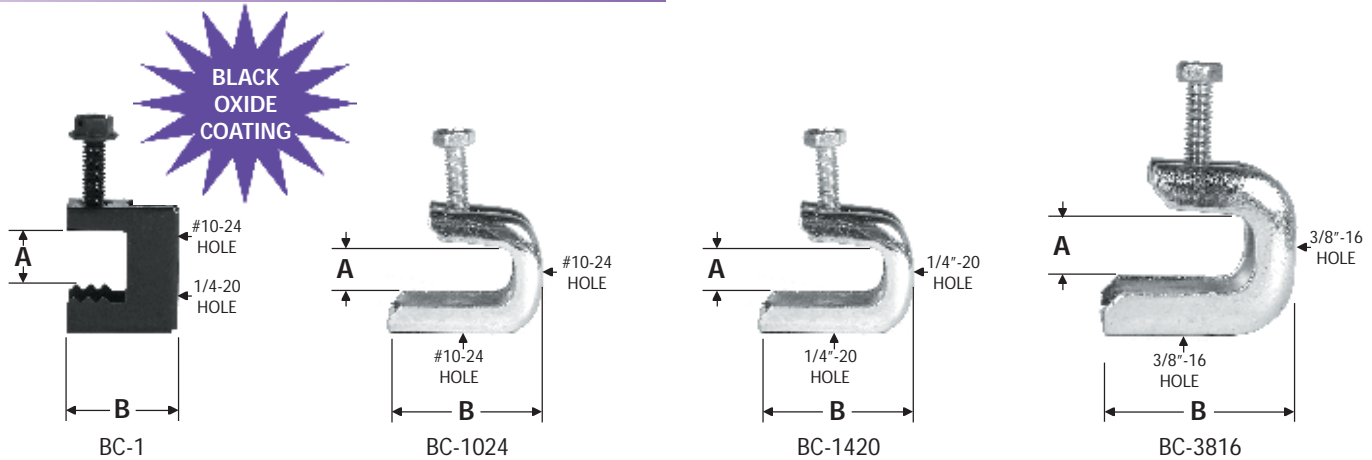
MALLEABLE IRON BEAM CLAMPS



**NOW WITH
THE BITE!!!
CUP-POINT
SCREW**

PART NO.	HOLE SIZE	DIM. A	DIM. B	STD. PKG.
MBC-1024	#10-24	3/4"	1-5/16"	100
MBC-1420	1/4-20	3/4"	1-3/8"	100
MBC-51618	5/16-18	3/4"	1-3/8"	25
MBC-3816	3/8-16	1-1/16"	1-5/8"	25
MBC-1213	1/2-13	3/4"	2-5/16	10

STAMPED STEEL BEAM CLAMPS



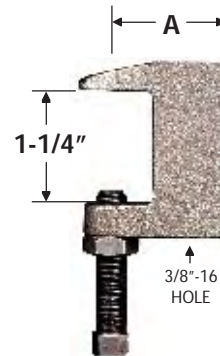
PART NO.	HOLE SIZE	DIM. A	DIM. B	STD. PKG.
BC-1	#10-24 & 1/4"	11/16"	1-3/16"	100
BC-1024	#10-24	5/8"	1-5/8"	100
BC-1420	1/4-20	5/8"	1-5/8"	100
BC-3816	3/8-16	7/8"	2-1/8"	25

PIPE-FITTERS TOP BEAM CLAMP

WITH JAM NUT TO ENSURE NO VIBRATORY
LOOSENING OF SET SCREW!

PART NO.	SIZE	FINISH	DIM. A	STD. PKG.
MFC-1420	1/4-20	PLAIN	1-3/8"	25
MFC-3816	3/8-16	PLAIN	1-3/8"	25
MFC-1213	1/2-13	PLAIN	1-3/8"	25
MFC-5811	5/8-11	PLAIN	1-7/8"	25
MFC-3410	3/4-10	PLAIN	1-7/8"	25
JFC-1420	1/4-20	PLAIN	1-5/16"	25
JFC-3816	3/8-16	PLAIN	1-5/16"	25
JFC-1213	1/2-13	PLAIN	1-5/16"	25
JFC-5811	5/8-11	PLAIN	1-3/4"	25
JFC-3410	3/4-10	PLAIN	1-7/8"	25

(DUCTILE IRON)




MFC-3816



JFC-3816

DRIVE RINGS


PART NO.	SIZE	DIM. A	BOX QTY./ MSTR. CRTN.
DRV-1/2	1/2"	1-1/4"	50/1000
DRV-5/8	5/8"	1-3/8"	25/1000
DRV-7/8	7/8"	1-3/8"	25/500
DRV-1-1/4	1-1/4"	1-7/16"	25/250



Pipe Support Brackets CROSS+CUT

- *Converts your ladder into a pipe vise!*
- Brackets snap onto all ladder steps
- Securely holds up to 1" diameter pipe, rod or tube during cutoff
- Rugged aluminum construction
- Don't weaken your ladder with holes & notches

ORDER P/N: CRSCUT



See page 183
for more info.

SAFETY PLATES

(.060 THICK PER N.E.C. 2005)



SP-3

SP-6



SP-3MS



PEEL & STICK
NO TOOLS REQUIRED!




PART NO.	SIZE	INSTALL	STUD TYPE	STD. PKG.
SP-3	3"L X 1.5"W	HAMMER ON	WOOD	100
SP-6	6"L X 1.5"W	HAMMER ON	WOOD	100
SP-3MS	3"L X 1.5"W	PEEL & STICK	METAL	100

4" SQUARE "SELF-LEVELING" DEVICE RINGS



VERTICAL MOUNT



HORIZONTAL MOUNT



SLR-1



SLR-2



PART NO.	GANGS	RAISED	STD. PKG.
SLR-1	1	1/2"	50
SLR-2	2	1/2"	50

WIRE PROTECTOR PAN

PROTECTS WIRES DURING DRYWALLING, PAINTING, ROUTERING, MUDDING & PLASTERING



WPP1



SNAPS IN • GALVANIZED STEEL • REUSABLE!


PART NO.	DESCRIPTION	STD. PKG.
WPP1	1-GANG FOR STEEL PLASTER/MUD RINGS	100
WPP1-P	1-GANG FOR PLASTIC/NONMETALLIC BOXES & PLASTER/MUD RINGS	100

LOW VOLTAGE SINGLE-GANG PLASTER RING (NON-METALLIC)



PART NO.	SIZE	STD. PKG.
52C13-P	4" SQ., RAISED 1/2"	100

LOW-VOLTAGE DEVICE BOX ELIMINATOR RINGS



PART NO.	GANGS	STD. PKG.
LVP-1G	1	100
LVP-2G	2	50

PATCH PANELS



PART NO.	CABLE TYPE	PORTS	STD. PKG.
GXNC5EPA12	CAT 5E	12	1
GXNC5EPA24	CAT 5E	24	1
DCC2488/110A5E	CAT 5E	24	1
DCC4888/110A5E	CAT 5E	48	1
DCC4888/110SIX	CAT 6	48	1
DCC2488/1110EFS01	CAT 6	24	1



PATCH PANEL BRACKETS

WITH HINGED MOUNTING FOOT

PART NO.	PORTS	STD. PKG.
10103114	24 PORT	1
10103214	48 PORT	1



RED FIRE ALARM BOXES & EXTENSION RINGS



52151-RED



52171-RED



52151-FRED



52171-FRED



53151-RED



72171-RED



73171-RED



PBX-1

PART NO.	SIZE	STYLE	DEPTH	STD. PKG.
52151-RED	4" SQ.	BOX	1-1/2"	50
52151-FRED	4" SQ.	F-BRACKET BOX	1-1/2"	25
52171-RED	4" SQ.	BOX	2-1/8"	50
52171-FRED	4" SQ.	F-BRACKET BOX	2-1/8"	25
53151-RED	4" SQ.	EXT. RING	1-1/2"	50
72171-RED	4-11/16" SQ.	BOX	2-1/8"	25
73171-RED	4-11/16" SQ.	EXT. RING	2-1/8"	25
PBX-1	3-1/4" X 4-7/8"	PULL-STATION BOX	2-1/8"	25



RED FIRE ALARM COVERS

PART NO.	DESCRIPTION	STD. PKG.
52C1-RED	4" SQ. BLANK	50
72C1-RED	4-11/16" SQ. BLANK	50



52C1-RED



72C1-RED

4" SQUARE BOXES 3-1/2" DEEP

52181-DEK
FITS INTO CORRUGATED,
DECK PAN CEILINGS




52181-DEK
(U.S. Patent No. 10\659072)

EXTRA ROOM
FOR DIMMERS,
GFCIs AND
EXTRA-DEEP
DEVICES

EXTRA DEEP BOXES
34% MORE
WIRING SPACE!

ADD HORN,
SPEAKER OR
STROBE TO
EXISTING
WALL



52181-S




52181-AB



52181-FS



52181-SPKR



52181-OW

52181-OW
CUT IN "OLD WORK"
(OW) BOX FOR ADDING
FIRE ALARM SIGNALS,
SPEAKERS, HORNS
& STROBES

PART NO.	SIZE	DEPTH	DESCRIPTION	STD. PKG.
52181-S	4" SQ.	3-1/2"	STANDARD BOX STYLE	25
52181-AB	4" SQ.	3-1/2"	W/ 90° 5-HOLE BRACKET	25
52181-DEK	4" SQ.	3-1/2"	FOR CEILING DECK/PAN GRID	25
52181-OW	4" SQ.	3-1/2"	CUT IN "OLD WORK" BOX WITH EARS	25
52181-FS	4" SQ.	3-1/2"	FLAT VERTICAL BRACKET	25
52181-SPKR	4" SQ.	3-1/2"	CONCRETE BOX W/ BREAKAWAY NAIL TABS	25

FIRE ALARM PULL STATION BACK BOX



(DEVICE NOT INCLUDED)




1/2" & 3/4"
CONCENTRIC
KNOCKOUTS
IN TOP &
BOTTOM



PART NO.	SIZE	STYLE	DEPTH	STD. PKG.
PBX-1	3-1/4" X 4-7/8"	PULL-STATION BACK BOX	2-1/8"	25

OUTLET BOX MOUNTING BRACKETS



W16SL

(BOXES NOT INCLUDED)



USE WITH 4" SQ.
OR 4-11/16" SQ.
BOXES AND
PLASTER RINGS!



BOX SLIDES
LEFT TO RIGHT
BETWEEN STUDS
FOR PERFECT
LOCATION
EVERY TIME

PART NO.	STUDS C-C	STD. PKG.
W16SL	16"	25
W24SL	24"	25

CEILING SPEAKER ENCLOSURE & SUPPORT TRUSS



(Not suitable for serving covered entrées.)

PART NO.	DESCRIPTION	STD. PKG.
SE-1	SPEAKER ENCLOSURE BACK BOX	40/CTN.
SST-1	SUPPORT TRUSS FOR MTG. SE-1	50/CTN.

14" HOME OFFICE ENCLOSURES



PART NO.	DIMENSIONS / FEATURES	STD. PKG.
HOC1410	14" X 10" X 3" - 3 MOD. BRKT. W/ LATCHING DOOR	1
HOC14C	LATCHING DOOR	1
HOC14F	4" X 6" VOICE MOD., 4 PT. HUB, 1" X 4" VID. SPLITR., 5 PT. DAT. MOD.	1

2-HOUR "FIRE-STOP" CABLE SLEEVES – NEW CONSTRUCTION

- U.L. CLASSIFIED FIRE STOP SYSTEM
- FIRE STOPPED AND SMOKE SEALED 100% OF THE TIME
- SMOOTH EMT SLEEVE
- FIRE-STOP PUTTY INCLUDED (ENOUGH FOR 25% MIN. – 48% MAX. CABLE FILL)

FOR HORIZONTAL CONCRETE OR GYPSUM BARRIERS (UP TO 2 HOURS PROTECTION)



SMOOTH SLEEVE



SMOOTH SLEEVE KIT

KIT PART NO.	SLEEVE LENGTH	SLEEVE I.D. / O.D.	STD. PKG.
SP-1	12"	1" / 1-3/16"	1
SP-2	12"	2" / 2-5/16"	1
SP-4	12"	4" / 4-1/2"	1

2-HOUR "FIRE-STOP" CABLE SLEEVE MEMBRANE PENETRATOR

ALLOWS CABLE DROP INSIDE A FIRE-RATED SHEETROCK WALL (FOR USE IN UP TO 2 HOUR RATED WALL)



EASY WALL PIERCE



SECURED & SEALED



PENETRATOR KIT

- UP TO 8 CAT5 CABLES AT 40% FILL
- U.L. CLASSIFIED FIRE STOP SYSTEM
- FIRE RATING IS EQUAL TO WALL FIRE RATING
- 1" CONDUIT
- FIRE-STOP PUTTY INCLUDED

KIT PART NO.	CONDUIT DIAMETER	STD. PKG.
MP1	1"	1



Quality Lighting Products

Please see page 164 for bulbs & more!

Energy-Saving Compact Fluorescent Bulbs

13W to 300W

(65W to 1,500W Incandescent Equivalent!)



U.S.WAY product users qualify for up to three **LEED** Credits!



Reduce your energy bill! It's easy!



Don't put family and employees at risk!

Protect them with these high-quality GFCI devices!

Quantity discounts are available. Call us!

See page 116 for 20A models

Shunt those shorts to ground!

In stock! Ready for Delivery

15 Amp – UL-Listed

Buttons match body color!



GFCI15WH WHITE



GFCI15IV IVORY



GFCI15GY GRAY



GFCI15BK BLACK



GFCI15AL ALMOND

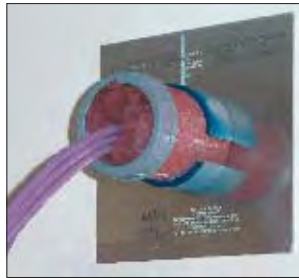
COMMERCIAL GRADE
15A, 125V, 60 Hz
ALL MODELS COMPLY WITH NEW UL & NEC CODE REQUIREMENTS

4-HOUR "FIRE-STOP" CABLE SLEEVES – RETROFIT

**SPLIT SLEEVE EASILY INSTALLS ON EXISTING CABLING
(UP TO 4 HOURS PROTECTION)**



FIRE STOP VIOLATION



SOLUTION



SPLIT SLEEVE KIT

- U.L. CLASSIFIED FIRE STOP SYSTEM
- FIRE STOPPED AND SMOKE SEALED 100% OF THE TIME
- **THREADED RIGID STEEL** CONDUIT CUT IN HALF FOR RETROFIT APPLICATIONS
- FIRE-STOP PUTTY INCLUDED (ENOUGH FOR 25% MIN. – 48% MAX. CABLE FILL)

KIT PART NO.	SLEEVE LENGTH	SLEEVE I.D. / O.D.	STD. PKG.
SS1	12"	1" / 1-1/4"	1
SS2	12"	2" / 2-5/16"	1
SS4	12"	4" / 4-5/8"	1

FIRE-STOP PUTTY, PAD & CAULK

**FSPD – PROPRIETARY INTUMESCENT PUTTY
(2- TO 4-HOUR RATING - DEPENDING ON APPL.)**

**FSPD – PUTTY PAD FOR ELECTRICAL BOXES
DESIGNED TO MEET INTENT OF NEC 300-21 (NFPA 70)
UP TO 4-HOUR RATING (UL1479 & ASTM E814)**

**FSPC – FIRE-STOP INTUMESCENT CAULK
(ASTM E84 - UL 723 & ASTM E814 - UL 1479)
UP TO 2-HOUR RATING**

PART NO.	DESCRIPTION	STD. PKG.
FSPD	PUTTY (18 CU. IN.)	1 BAG
FSPD	PUTTY PAD 0.1" X 7" X 7"	1 PAD
FSPC	CAULK (1 TUBE)	10 OZ.



FSPD PUTTY
(RESEALABLE BAG)



FSPD PUTTY PAD
(PEEL & APPLY)



FSPD APPLIED TO
ELECTRICAL BOX



FSPC
CAULK

4-HOUR "FIRE-STOP" CABLE SLEEVES – NEW CONSTRUCTION

FOR HORIZONTAL/VERTICAL CONCRETE OR MASONRY BARRIERS
(UP TO 4 HOURS PROTECTION)



THREADED SLEEVE



THREADED SLEEVE KIT

- U.L. CLASSIFIED FIRE STOP SYSTEM
- FIRE STOPPED AND SMOKE SEALED 100% OF THE TIME
- **RIGID THREADED EMT CONDUIT** - OUR MOST ROBUST SLEEVE!
- FIRE-STOP PUTTY INCLUDED (ALLOWS 48% MAX. CABLE FILL)

KIT PART NO.	SLEEVE LENGTH	SLEEVE I.D. / O.D.	STD. PKG.
TS1	12"	1" / 1-1/4"	1
TS2	12"	2" / 2-5/16"	1
TS4	12"	4" / 4-5/8"	1



PUL-PAL

PULL WIRES EASIER & FASTER!!

**CUTS WIRE DRAG BY 50%!
RUGGED STEEL ROLLERS!
NO MORE HANGUPS OR
SKINNING & RESTARTS!!**

**FITS ONTO ALL CONDUIT
BOXES, COVERS & RINGS!**

(PATENT PENDING)



See page 85 for more info.

WALL CAP PENETRATOR

**PROTECTS CABLES PASSING THROUGH
METAL CAP OF PARTITION WALL**

NOT A FIRE-STOP DEVICE!

- **INSTALLS IN 5 SECONDS!**
- PROTECTS WIRES & CABLES FROM SHARP WALL-CAP EDGES
- HAMMERS & LOCKS INTO PLACE – NO MOUNTING HARDWARE
- PLASTIC BUSHING PROTECTS WIRE ENTRY



PENETRATOR
ASSEMBLY



PIERCE CAP
LOCKS IN PLACE



INSTALL BUSHING
& INSERT CABLES

KIT PART NO.	SLEEVE LENGTH	SLEEVE I.D. / O.D.	STD. PKG.
WCP-1	6"	1"	1

EMT INSULATING BUSHING

PART NO.	SIZE	STD. PKG.
IB-50	1/2"	50
IB-75	3/4"	50
IB-100	1"	25
IB-125	1-1/4"	25
IB-150	1-1/2"	25
IB-200	2"	25
IB-250	2-1/2"	10
IB-300	3"	10
IB-350	3-1/2"	5
IB-400	4"	5



PUSH-PENNY CONDUIT PROTECTOR

PART NO.	SIZE	STD. PKG.
PNY50	1/2"	50
PNY75	3/4"	50
PNY100	1"	25
PNY125	1-1/4"	25
PNY150	1-1/2"	25
PNY200	2"	25
PNY250	2-1/2"	10
PNY300	3"	10
PNY350	3-1/2"	5
PNY400	4"	5



PUSH-PENNY
Protector



Secure the
PUSH-PENNY
beneath an
EMT INSULATING BUSHING
to keep out rain, concrete,
slush & mud.

POLYESTER PULLING TAPE (MULETAPE)

*HIGH STRENGTH WOVEN POLYESTER
PULLING TAPE, PRE-LUBRICATED, WITH
SEQUENTIAL FOOT MARKINGS*



PART NO.	WIDTH	TENSILE STRENGTH	STANDARD SPOOL
PT12503K	1/2"	1250 LBS.	3000 FT.
PT12505K	1/2"	1250 LBS.	5000 FT.
PT18003K	5/8"	1800 LBS.	3000 FT.
PT18005K	5/8"	1800 LBS.	5000 FT.
PT25003K	3/4"	2500 LBS.	3000 FT.
PT25005K	3/4"	2500 LBS.	5000 FT.

DOUBLE-BRAIDED ROPE

**COMPOSITE, DOUBLE-BRAIDED,
CABLE PULL ROPE**

- HIGH STRENGTH
- LOW STRETCH
- DOUBLE BRAIDED INNER CORE
- ABRASION RESISTANT
- ROT & MILDEW RESISTANT
- FACTORY SPLICED EYES ON ENDS



(Also suitable for monster-rug weaving.)

PART NO.	SIZE	TENSILE STRENGTH	STANDARD SPOOL
DBR-9166	9/16"	7500 LBS.	600 FT.
DBR-91612	9/16"	7500 LBS.	200 FT.
DBR-346	3/4"	23000 LBS.	600 FT.
DBR-3412	3/4"	23000 LBS.	1200 FT.
DBR-786	7/8"	32000 LBS.	600 FT.
DBR-7812	7/8"	32000 LBS.	1200 FT.

POLYPROPYLENE PULLING ROPE

THREE-STRAND, TWISTED POLYPROPYLENE ROPE

- LIGHTWEIGHT CONSTRUCTION
- LOW FRICTION MATERIAL
- NON SLIVER SURFACE
- WILL NOT STRETCH, ROT, MILDEW
- WEATHER RESISTANT
- BRIGHT YELLOW COLOR



Can also be used as hi-viz boat-anchor rope
for the wavelength-perception impaired!!
(i.e., the imbibing fisherman)

PART NO.	SIZE	TENSILE STRENGTH	STANDARD SPOOL
PPR-31612	3/16"	800 LBS.	1200 FT.
PPR-146	1/4"	1250 LBS.	600 FT.
PPR-1412	1/4"	1250 LBS.	1200 FT.
PPR-386	3/8"	2700 LBS.	600 FT.
PPR-3812	3/8"	2700 LBS.	1200 FT.
PPR-3824	3/8"	2700 LBS.	2400 FT.
PPR-126	1/2"	4200 LBS.	600 FT.
PPR-1212	1/2"	4200 LBS.	1200 FT.
PPR-586	5/8"	6200 LBS.	600 FT.
PPR-5812	5/8"	6200 LBS.	1200 FT.
PPR-346	3/4"	8500 LBS.	600 FT.
PPR-1006	1"	8500 LBS.	600 FT.

CONDUIT MEASURING TAPE




PART NO.	DESCRIPTION	SPOOL
CMT-3000	WITH SEQUENTIAL FOOT MARKINGS	3000 FT.

POLYOLEFIN PULL LINE




PART NO.	TENSILE STRENGTH	STD. PKG.
PL-230	230 LBS.	6500 FT./PAIL
PL-500	500 LBS.	2200 FT./PAIL

WIRE-PULLING "PAL"




(U.S. PATENT NO. 09,996,295)



PART NO.	DESCRIPTION	STD. PKG.
PULPAL	WIRE PULLING AID WITH STEEL ROLLERS	10

PLASTIC SWITCH BOXES (NAIL-ON)

Reduce labor & material costs on large jobs!



Ideal for manufactured housing!

See page 99 for more info.

DROP-WIRE CLAMPS

PART NO.	DESCRIPTION	STD. PKG.
ADWC-2	2-PAIR ALUMINUM	25
SSDWC-2	2-PAIR STAINLESS ST.	25
ADWC-6	6-PAIR ALUMINUM	25
SSDWC-6	6-PAIR STAINLESS ST.	25
SSDWC-2-PS	2-PAIR, (PLASTIC SHIM)	25



SSDWC-6



Also makes a great gift as an egg-poaching whisk!!

SPAN CLAMPS



CSC



ESC



OSC



QSC



F8SC



MDSC

PART NO.	STYLE	STD. PKG.
CSC	"C"	50
ESC	"E"	50
OSC	"O"	100
QSC	"Q"	25
F8SC	FIGURE 8	50
MDSC	MULTI DROP	25

CABLE LASHING CLAMPS

SECURES A TERMINATING LASHING WIRE TO THE STRAND

PART NO.	STYLE	STD. PKG.
ECLC	"E"	50
DCLC	"D"	50



ECLC



DCLC

"P" HOUSE HOOKS

SECURES CATV DROP CABLES
TO THE HOUSE

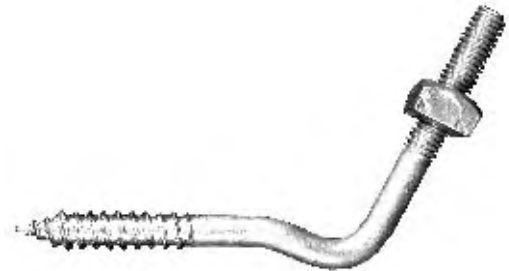
PART NO.	SIZE	STD. PKG.
PHH-375	3/16" X 3-3/4"	100
PHH-450	3/16" X 4-1/2"	100



ANGLE SCREWS

USED WITH PORCELAIN KNOB FOR
ACCEPTING BAILS OF DROPWIRE CLAMPS

PART NO.	SIZE	STD. PKG.
AS-5/16	5/16"	10
AS-3/8	3/8"	10



DRIVE HOOKS

SUPPORTS DROP WIRE CLAMPS,
DEADEND CLAMPS & SERVICE
DROPS TO POLES & BUILDINGS

PART NO.	SIZE	STD. PKG.
DH-350	3-1/2"	100
DH-475	4-3/4"	25



"B" GROUND WIRE CLAMP

SECURES GROUND WIRE RUNS

PART NO.	WIRE RANGE	STD. PKG.
BGWC	#6 - #12 AWG	100




UTILITY DROPWIRE MOUNTING BRACKETS & CLAMPS



FB



SDP



RFT-100



CHOKR-1 & CHOKR-2



SOB-1

PART NO.	DESCRIPTION	FEATURES	STD. PKG.
FB	FORKBOLT	12" LONG	10
SDP	SERVICE DROP BRACKET	10-5/8"L, 19/32" HOLE, 2-3/8" SLOT	10
RFT-100	ROOF TIE	GALV., PREASSEMBLED W/ HDW.	10
CHOKR-1	WEDGE CLAMP	SMALL - FOR CABLE SIZES - ACSR/AAAC: #2-#6 ALUMINUM: #1-#6	10
CHOKR-2	WEDGE CLAMP	LARGE - FOR CABLE SIZES - ACSR/AAAC: 4/0-2/0 ALUMINUM: 4/0-2/0	10
SOB-1	STANDOFF BRACKET	POLE-MOUNTED STANDOFF BRACKET	10

PORCELAIN WIRE HOLDERS



PWHL & PWHM



PWHH



PWHA

PART NO.	DESCRIPTION	SIZE	STD. PKG.
PWHL	LIGHT DUTY	1-11/16"	10
PWHM	MEDIUM DUTY	2-1/4"	10
PWHH	HEAVY DUTY (STEEL REINFORCED)	2-1/4"	10
PWHA	HEAVY DUTY, ADJUSTABLE FOR PIPE/POLE ATTACHMENT	1-1/4" - 3"	10

B - DROP-WIRE HOOK

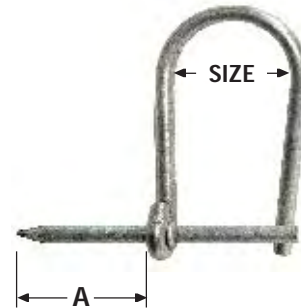
ATTACHMENT TO WOOD
OR MASONRY FOR ACCEPTING
BAIL OF DROP WIRE CLAMPS



PART NO.	STYLE	STD. PKG.
BDWH	RAMS HORN	50

DRIVE RINGS

SUPPORTS WIRE RUNS ON OUTSIDE
WALLS AND UTILITY POLES!



PART NO.	SIZE	DIM. A	STD. PKG.
DRV-1/2	1/2"	1-1/4"	50/1000
DRV-5/8	5/8"	1-3/8"	25/1000
DRV-7/8	7/8"	1-3/8"	25/500
DRV-1-1/4	1-1/4"	1-7/16"	25/250

TAP BRACKETS



ATB-250 & STB-250



ATB-39

PART NO.	DESCRIPTION	STD. PKG.
ATB-150	1-1/2", ALUMINUM	50
ATB-250	2-1/2" ALUMINUM	50
STB-250	2-1/2" STEEL	50
ATB-39	3"- 9" ADJUSTABLE	100

CATV DROP WIRE CLAMPS

PART NO.	DESCRIPTION	STD. PKG.
EDWC	CATV E	50
EDWC-1	1 PAIR E	50
EDWC-2	2 PAIR E	50
EDWC-6	6 PAIR E	50
EDWCU	UNIVERSAL E	50



CROSSOVER CLAMP

JOINS TWO 1/4" STRANDS
TOGETHER PERPENDICULARLY

PART NO.	DESCRIPTION	STD. PKG.
CC-25	JOINS TWO 1/4" STRANDS PERPENDICULARLY	50



CORNER WALL BRACKET

PART NO.	DESCRIPTION	STD. PKG.
CWB	CORNER WALL BRACKET	50





Phone: 847-455-0188
 Fax: 847-455-0334

AERIAL DROPWIRE HARDWARE

INSULATED SCREW EYE

PART NO.	SIZE	STD. PKG.
ISE-5/8	5/8"	10
ISE-1	1"	10



ZINC LASHING STRAPS



PART NO.	LENGTH	WIDTH	STD. PKG.
ZLS-10	10"	3/4"	100
ZLS-16	16"	3/4"	100
ZLS-22	22"	3/4"	100
ZLS-28	28"	3/4"	100



.012" THICK

STAINLESS STEEL LASHING STRAPS



PART NO.	LENGTH	WIDTH	STD. PKG.
SSLS-10	10"	3/4"	100
SSLS-16	16"	3/4"	100
SSLS-22	22"	3/4"	100
SSLS-28	28"	3/4"	100




.010" THICK

"S" WIRE CLIPS


FOR MULTI-PAIR OR COAXIAL CABLE

PART NO.	STYLE	STD. PKG.
SWC2P	FOR 2 PAIR DROP	100
SWC6P	FOR 6 PAIR DROP	100
SWCATV	FOR COAXIAL CABLE	100
SWCATV2	FOR 2 COAXIAL CABLES	100



MULTI-DROP HOUSE HOOK

PART NO.	DESCRIPTION	STD. PKG.
MDHH	M-D HOUSE HOOK	100



"U" CABLE CLIPS

PART NO.	DESCRIPTION	STD. PKG.
UCC	FOR RG6 COAX	100
UCCQ	FOR RG6Q QUAD COAX	100





Phone: 847-455-0188
 Fax: 847-455-0334

AERIAL DROPWIRE HARDWARE

MAST STRAP



PART NO.	DESCRIPTION	STD. PKG.
MAST	MAST STRAP	50

INSULATED FEED-THROUGH BUSHINGS



PART NO.	DESCRIPTION	STD. PKG.
FTB	FOR RG6 CABLE	100
FTBQ	FOR RG6Q QUAD COAX	100

Don't put family and employees at risk!



Protect them with these high-quality GFCI devices!

Quantity discounts are available. Call us!

See page 116 for 20A models

Shunt those shorts to ground!

In stock! Ready for Delivery

15 Amp - UL-Listed

Buttons match body color!



GFCI15WH WHITE



GFCI15IV IVORY



GFCI15GY GRAY



GFCI15BK BLACK



GFCI15AL ALMOND

COMMERCIAL GRADE
 15A, 125V, 60 Hz
 ALL MODELS COMPLY WITH NEW UL & NEC CODE REQUIREMENTS

Are you tired of those huge energy bills for facility lighting?

GARVIN has a solution that will save you big \$\$\$\$ on two wasteful energy fronts!

Super-High Output Compact Fluorescent Lamps (CFLs)



CF12Q66 300W (Mogul)
12 Plug-in Lamps (26W Ea.)

Each Plug-in lamp is independently replaceable!

If you're using metal halide lamps: You're paying for more heat than light, and that heat is also costing you more to operate your air conditioning system. Metal halide lamps typically operate at 1385°F, with low light-output efficiency. Compared to what compact fluorescents can provide, your metal halides are wasting electrical energy and converting it to heat instead of light. CFL lamps are vastly more efficient and operate at less than 100°F. CFL use in factories and warehouses is sweeping the country.

Warehouse Lighting Comparison



400W Metal Halide Lamps
\$1000 Annual Energy Cost
Operating Temp: 1385°F
Costly Heat Load on A/C



300W HO Fluorescent Lamps
\$420 Annual Energy Cost
Operating Temp: 95°F
Quick payback in Energy Savings

ADVANTAGES OF COMPACT FLUORESCENTS

- **Up to 1,500W Incandescent Equivalent!!**
- **Replaces Metal Halide lamps (110-277V)**
- **82% energy-cost savings**
- **Short payback period**
- **Improved uniformity & color rendering**
- **1400% Less heat production**
- **No associated fire hazard**

Super-High Output Compact Fluorescent Bulbs

PART NO.	WATTS	EQUIV. INCAN. (W)	VOLTS	LUMENS	COLOR TEMP.
CF12Q66200WMOG	200W	1,000	110-277	14,400	5500K
CF12Q66300WMOG	300W	1,500	110-277	21,600	5500K

SEE PAGE 164 FOR REPLACEMENT PLUG-IN LAMPS

GARVIN supplies all the components you need to convert to cool, energy-efficient lighting



Pan Deck Ceiling Box



Hands-Free Swivel Fixture Hanger



Pan Deck Box Mounting with Hands-Free Hanger



CS-3202 High-Bay Fixture



Electrical Construction Products, Accessories & Tools

NEW PRODUCTS

THE BREAKER BIBLE CD PROGRAM

A searchable database of every circuit
breaker manufactured since 1940!



Includes the following info:

- Detailed photographs
- Electrical specifications
- Dimensions
- Application
- Interchangeability Guide
- Availability & Pricing
- Years made, Current/Obsolete

ORDER P/N: BB-1

“It’s a sin...

...to replace the whole breaker panel
when you can simply consult **The Good Book.**”

Start here by selecting the likely
breaker manufacturer and model.



Then view specifications
and photos to find a match.



See page **182** for more info.

CROSS+CUT

Ladder Pipe Support Brackets

- Converts your ladder into a pipe vise!
- Brackets snap onto all ladder steps
- Securely holds up to 1" diameter pipe, rod or tube during cutoff
- Rugged aluminum construction
- Don't weaken your ladder with holes/notches

**ORDER
TODAY!!**

ORDER P/N: CRSCUT



Rugged
Aluminum
Brackets

Puts an end
to awkward
sawing and
broken blades!



See page **183** for more info.

1-5/8" DEEP MULTI-GANG BOXES



(FOR RINGS & COVERS – SEE NEXT 4 PAGES)

GB-1585



PART NO.	LENGTH	NO. OF GANGS	CAPACITY (CU. IN.)	K.O. SIDES	K.O. ENDS	SIDE 1/2"	BOTTOM 3/4"	STD. PKG.
GB-1582	6-13/16"	2	46.0	8	4	4	2	25
GB-1583	8-5/8"	3	58.5	10	4	6	4	20
GB-1584	10-7/16"	4	71.0	12	4	6	4	20
GB-1585	12-1/4"	5	84.0	14	4	6	4	10
GB-1586	14-1/16"	6	95.0	16	4	6	4	5
GB-1587	15-7/8"	7	108.5	18	4	6	4	5
GB-1588	17-11/16"	8	122.0	20	4	6	4	5
GB-1589	19-1/2"	9	133.5	22	4	6	4	5

2-1/2" DEEP MULTI-GANG BOXES



(FOR RINGS & COVERS – SEE NEXT 4 PAGES)

GB-2125



PART NO.	LENGTH	NO. OF GANGS	CAPACITY (CU. IN.)	K.O. SIDES	K.O. ENDS	SIDE 1/2"	BOTTOM 3/4"	STD. PKG.
GB-2122	6-13/16"	2	71.0	8	4	6	2	25
GB-2123	8-5/8"	3	90.5	10	4	6	4	20
GB-2124	10-7/16"	4	111.8	12	4	6	4	20
GB-2125	12-1/4"	5	128.7	14	4	6	4	10
GB-2126	14-1/16"	6	148.2	16	4	6	4	5
GB-2127	15-7/8"	7	169.5	18	4	6	4	5
GB-2128	17-11/16"	8	188.8	20	4	6	4	5
GB-2129	19-1/2"	9	208.0	22	4	6	4	5

2-1/2" DEEP MULTI-GANG BOXES (3/4" & 1" K.O.S)

(FOR RINGS & COVERS – SEE NEXT 3 PAGES)



GB-2124341

PART NO.	LENGTH	NO. OF GANGS	CAPACITY (CU. IN.)	K.O. SIDES	K.O. ENDS	K.O. 3/4"	BOTTOM 1"	STD. PKG.
GB-2122341	6-13/16"	2	71.0	8*	4	6	2	25
GB-2123341	8-5/8"	3	90.5	10*	4	6	4	20
GB-2124341	10-7/8"	4	111.8	12*	4	6	4	20
GB-2125341	12-1/4"	5	128.7	14*	4	6	4	10
GB-2126341	14-1/16"	6	148.2	16*	4	6	4	5
GB-2127341	15-7/8"	7	169.5	18*	4	6	4	5
GB-2128341	17-11/16"	8	188.8	20*	4	6	4	5
GB-2129341	19-1/2"	9	208.8	22*	4	6	4	5

*Denotes two on each end are 1/2" & 3/4"

1-5/8" DEEP MULTI-GANG BOX EXTENSION RINGS (COLLARS)

(FOR COVERS – SEE NEXT 3 PAGES)




GBEX-1585

PART NO.	LENGTH	NO. OF GANGS	CAPACITY (CU. IN.)	K.O. SIDES	K.O. ENDS	STD. PKG.
GBEX-1582	6-13/16"	2	46.0	8	4	25
GBEX-1583	8-5/8"	3	58.5	10	4	20
GBEX-1584	10-7/16"	4	71.0	12	4	20
GBEX-1585	12-1/4"	5	84.0	14	4	10
GBEX-1586	14-1/16"	6	95.0	16	4	5
GBEX-1587	15-7/8"	7	108.5	18	4	5
GBEX-1588	17-11/16"	8	122.0	20	4	5
GBEX-1589	19-1/2"	9	133.5	22	4	5

2-1/2" DEEP MULTI-GANG BOX EXTENSION RINGS (COLLARS)



(FOR COVERS – SEE NEXT 2 PAGES)



GBEX-2123

PART NO.	LENGTH	NO. OF GANGS	CAPACITY (CU. IN.)	K.O. SIDES	K.O. ENDS	STD. PKG.
GBEX-2122	6-13/16"	2	71.0	8	4	25
GBEX-2123	8-5/8"	3	90.5	10	4	20
GBEX-2124	10-7/16"	4	111.8	12	4	20
GBEX-2125	12-1/4"	5	128.7	14	4	10
GBEX-2126	14-1/16"	6	148.2	16	4	5
GBEX-2127	15-7/8"	7	169.5	18	4	5
GBEX-2128	17-11/16"	8	188.8	20	4	5
GBEX-2129	19-1/2"	9	208.0	22	4	5

2-1/2" DEEP MULTI-GANG BOX EXTENSION RINGS (COLLARS)



(FOR COVERS – SEE NEXT 2 PAGES)



GBEX-2125341

PART NO.	LENGTH	NO. OF GANGS	CAPACITY (CU. IN.)	K.O. SIDES	K.O. ENDS	STD. PKG.
GBEX-2122341	6-13/16"	2	71.0	8	4	25
GBEX-2123341	8-5/8"	3	90.5	10	4	20
GBEX-2124341	10-7/16"	4	111.8	12	4	20
GBEX-2125341	12-1/4"	5	128.7	14	4	10
GBEX-2126341	14-1/16"	6	148.2	16	4	5
GBEX-2127341	15-7/8"	7	169.5	18	4	5
GBEX-2128341	17-11/16"	8	188.8	20	4	5
GBEX-2129341	19-1/2"	9	208.0	22	4	5

1/2" RAISED MULTI-GANG DEVICE COVERS

(FOR MORE COVERS – SEE NEXT PAGE)



GBDC-125

PART NO.	NO. OF GANGS	CAPACITY (CU. IN.)	DESCRIPTION	LENGTH	STD. PKG.
GBDC-122	2	8.1	FOR 2 GANG BOX	7"	20
GBDC-123	3	11.7	FOR 2 OR 3 GANG BOX	8-13/16"	20
GBDC-124	4	14.9	FOR 3 OR 4 GANG BOX	10-5/8"	10
GBDC-125	5	17.5	FOR 4 OR 5 GANG BOX	12-7/8"	10
GBDC-126	6	20.4	FOR 5 OR 6 GANG BOX	14-1/4"	5
GBDC-127	7	24.1	FOR 6 OR 7 GANG BOX	16-1/16"	5
GBDC-128	8	26.9	FOR 7 OR 8 GANG BOX	17-7/8"	5
GBDC-129	9	31.8	FOR 8 OR 9 GANG BOX	19-11/16"	5

3/4" RAISED MULTI-GANG DEVICE COVERS

(FOR MORE COVERS – SEE NEXT PAGE)



GBDC-343

PART NO.	NO. OF GANGS	CAPACITY (CU. IN.)	DESCRIPTION	LENGTH	STD. PKG.
GBDC-342	2	11.2	FOR 2 GANG BOX	7"	20
GBDC-343	3	17.1	FOR 2 OR 3 GANG BOX	8-13/16"	20
GBDC-344	4	21.6	FOR 3 OR 4 GANG BOX	10-5/8"	10
GBDC-345	5	26.2	FOR 4 OR 5 GANG BOX	12-7/16"	10
GBDC-346	6	30.5	FOR 5 OR 6 GANG BOX	14-1/4"	5
GBDC-347	7	36.1	FOR 6 OR 7 GANG BOX	16-1/16"	5
GBDC-348	8	41.3	FOR 7 OR 8 GANG BOX	17-7/8"	5
GBDC-349	9	46.3	FOR 8 OR 9 GANG BOX	19-11/16"	5

FLAT GFCI/DECORATIVE MULTI-GANG BOX COVER



PART NO.	NO. OF GANGS	STD. PKG.
GBGFI-2	2	5
GBGFI-3	3	5
GBGFI-4	4	5
GBGFI-5	5	5
GBGFI-6	6	1
GBGFI-7	7	1
GBGFI-8	8	1
GBGFI-9	9	1
GBGFI-10	10	1

FLAT BLANK MULTI-GANG BOX COVERS




PART NO.	NO. OF GANGS	STD. PKG.
GBBC-2	2	20
GBBC-3	3	20
GBBC-4	4	10
GBBC-5	5	10
GBBC-6	6	5
GBBC-7	7	5
GBBC-8	8	5
GBBC-9	9	5

FLAT DUPLEX MULTI-GANG BOX COVER



PART NO.	NO. OF GANGS	STD. PKG.
GBDUP-2	2	5
GBDUP-3	3	5
GBDUP-4	4	5
GBDUP-5	5	1
GBDUP-6	6	1
GBDUP-7	7	1
GBDUP-8	8	1
GBDUP-9	9	1
GBDUP-10	10	1

FLAT TOGGLE MULTI-GANG BOX COVERS



PART NO.	NO. OF GANGS	STD. PKG.
GBTC-2	2	20
GBTC-3	3	20
GBTC-4	4	10
GBTC-5	5	10
GBTC-6	6	5
GBTC-7	7	5
GBTC-8	8	5
GBTC-9	9	5
GBTC-10	10	1

MULTI-GANG BOX PARTITIONS

*KEEP THOSE DELINQUENT
GANGS SEPARATED!*



GBP-158



GBP-1581




GBP-21234

PART NO.	DESCRIPTION	STD. PKG.
GBP-158-F	PARTITION FOR 1-5/8" DEEP BOX	50
GBP-212-F	PARTITION FOR 2-1/2" DEEP BOX	50
GBP-21212	1/2" RAISED PARTITION FOR 2-1/2" DEEP BOX	50
GBP-15834	3/4" RAISED PARTITION FOR 1-5/8" DEEP BOX	50
GBP-21234	3/4" RAISED PARTITION FOR 2-1/2" DEEP BOX	50

MULTI-GANG SWITCH BOXES (2-1/8" DEEP)



MGSB-2




MGSB-3




MGSB-4



MGSB-2F



MGSB-3F



MGSB-4F

PART NO.	GANGS	K.O. SIDES	K.O. BOTTOM	DIMENSIONS	STD. PKG.
MGSB-2	2	(4) 1/2" & (4) CKO	(3) 1/2" & (2) 3/4"	4" SQ.	25
MGSB-3	3	(4) 1/2" & (6) CKO	(3) 1/2" & (2) 3/4"	5-3/4" X 4"	25
MGSB-4	4	(4) 1/2" & (8) CKO	(6) 1/2" & (4) 3/4"	7-1/2" X 4"	20
MGSB-2F	2	(2) 1/2" & (4) CKO	(3) 1/2" & (2) 3/4"	4" SQ.	25
MGSB-3F	3	(2) 1/2" & (6) CKO	(3) 1/2" & (2) 3/4"	5-3/4" X 4"	20
MGSB-4F	4	(2) 1/2" & (6) CKO	(6) 1/2" & (4) 3/4"	7-1/2" X 4"	20

4" ROUND CEILING PLATES & FAN BOX



56111



56111-R



56112



56113

PART NO.	DESCRIPTION	DEPTH	STD. PKG.
56111	(5) 1/2" KNOCKOUTS – RAISED 1/2"	1/2"	50
56111-R	ROMEX/NM CLAMPS	1/2"	50
56112	(5) 1/2" K.O.S (FOR CEILING FANS & CHANDELIERS)	1/2"	10
56113	1/4" DEEP, 5 1/2" K.O.S	1/4"	50

FAN
RATED!

3-1/2" OCTAGON BOXES & COVERS



24151-1/2



25151-1/2



24C1



24C6

PART NO.	K.O. SIDES	DEPTH	STD. PKG.
24151-1/2	(4) 1/2"	1-1/2"	50
25151-1/2	(4) 1/2" – EXT. RING	1-1/2"	50
24C1	FLAT BLANK	---	50
24C6	FLAT, 1/2" K.O.	---	50

4" OCTAGON & ROUND CEILING FAN BOXES



54171-FANNB




54151-FANNB



56112



54151-FANBH & 54171-FANBH



54171-FAN



54151-FANOW & 54171-FANOW



54151-FAN

FAN BOX BRACKET HAS PEEL & STICK ADHESIVE STRIP FOR HANDS-FREE MOUNTING WITH SCREW GUN!

PART NO.	DEPTH	DESCRIPTION	STD. PKG.
54151-FANNB	1-1/2"	NO BRACKET, (5) BOTTOM K.O.S	25
54151-FAN	1-1/2"	FLAT BRACKET, (5) BOTTOM K.O.S	25
54171-FANNB	2-1/8"	NO BRACKET, (5) BOTTOM K.O.S	25
54171-FAN	2-1/8"	FLAT BRACKET, (5) BOTTOM K.O.S	25
54151-FANBH	1-1/2"	NEW CONSTRUCTION BAR HANGER	25
54171-FANBH	2-1/8"	NEW CONSTRUCTION BAR HANGER	25
54151-FANOW	1-1/2"	OLD WORK BAR HANGER	25
54171-FANOW	2-1/8"	OLD WORK BAR HANGER	25
56112	1/2"	(5) 1/2" K.O.S (FOR CEILING FANS & CHANDELIERS)	25

4" OCTAGON "CHICAGO PLENUM" BOXES & COVERS



54151-VT



54C1-VT

PART NO.	K.O. SIDES	K.O. BOTTOM	DEPTH	STD. PKG.
54151-VT	(4) 1/2"	(5) 1/2"	1-1/2"	50
54171-SVT	(2) 1/2" & (2) 3/4"	(3) 1/2" & (2) 3/4"	2-1/8"	25
54C1-VT	BLNK CVR W/ CHICAGO PLENUM GASKET		FLAT	25

ADJUSTABLE BAR HANGERS



BH-18

PART NO.	LENGTH RANGE	STD. PKG.
BH-18	11-1/2" – 18-1/2"	50
BH-26	19-1/2" – 26-1/2"	50

4" OCTAGON BOXES 1-1/2" DEEP



54151-1/2



54151-3/4



54151-S




54151-R



54151-BX



54151-J



54151-JR



54151-JBX



54151-HU

PART NO.	K.O. SIDES	FEATURES	K.O. BOTTOM	STD. PKG.
54151-1/2	(4) 1/2"	CONDUIT KNOCKOUTS	(5) 1/2"	50
54151-3/4	(4) 3/4"	CONDUIT KNOCKOUTS	(5) 3/4"	50
54151-S	(2) 1/2" & (2) 3/4"	CONDUIT KNOCKOUTS	(3) 1/2" & (2) 3/4"	50
54151-R	(2) 1/2"	ROMEX "NM" CLAMPS	(1) 1/2"	50
54151-BX	(2) 1/2"	BX/MC CLAMPS	(1) 1/2"	50
54151-J	(3) 1/2"	"J" BRACKET	(5) 1/2"	25
54151-JR	(2) 1/2"	ROMEX "NM" CLAMPS & "J" BRACKET	(1) 1/2"	25
54151-JBX	(2) 1/2"	BX/MC CLAMPS & "J" BRACKET	(1) 1/2"	25
54151-HU	(4) 1/2"	18" BAR HANGER ATTACHED	1/2"	25

4" OCTAGON EXTENSION RINGS 1-1/2" DEEP



55151-S

PART NO.	K.O. SIDES	STD. PKG.
55151-1/2	(4) 1/2"	50
55151-S	(2) 1/2" & (2) 3/4"	50

4" OCTAGON BOXES 2-1/8" DEEP



54171-1/2



54171-3/4



54171-S



54171-1




54171-SVT




54171-SBB

PART NO.	DESCRIPTION	K.O. SIDES	K.O. BOTTOM	STD. PKG.
54171-1/2	CONDUIT K.O.S	(4) 1/2"	(3) 1/2" & (2) 3/4"	25
54171-3/4	CONDUIT K.O.S	(4) 3/4"	(3) 1/2" & (2) 3/4"	25
54171-S	CONDUIT K.O.S	(2) 1/2" & (2) 3/4"	(3) 1/2" & (2) 3/4"	25
54171-1	CONDUIT K.O.S	(4) 1"	(3) 1/2" & (2) 3/4"	25
54171-BB	BLANK BOX	NO HOLES OR KNOCKOUTS		25
54171-SVT	CHICAGO PLENUM	(2) 1/2" & (2) 3/4"	(3) 1/2" & (2) 3/4"	25
54171-SBB	BLANK BOTTOM	(2) 1/2" & (2) 3/4"	BLANK	25

OCTAGON CONCRETE RINGS



OCR-300



OCR-500

PART NO.	DEPTH	STD. PKG.
OCR-200	2"	10
OCR-250	2-1/2"	10
OCR-300	3"	10
OCR-350	3-1/2"	5
OCR-400	4"	5
OCR-500	5"	5
OCR-600	6"	5

CONCRETE BOX PLATES



CBP




CBP-B



CBP-3/8

PART NO.	DESCRIPTION	STD. PKG.
CBP	(3) 1/2" & (2) 3/4" K.O.S	50
CBP-B	FLAT BLANK	50
CBP-3/8	3/8" STUD (2) 1/2" & (2) 3/4" K.O.S	50

4" OCTAGON BOX COVERS




54C1



54C1-R



54C3
 (1/2" UP TO
 1-1/4" RAISE)



54C6



54C40



54C41



54C42

PART NO.	DESCRIPTION	STD. PKG.
54C1	FLAT, BLANK, OCTAGON	100
54C1-R	FLAT, BLANK, ROUND	100
54C3	RAISED 1/2"	50
54C3-5/8	RAISED 5/8"	100
54C3-3/4	RAISED 3/4"	25
54C3-1	RAISED 1"	25
54C3-1-1/4	RAISED 1-1/4"	??
54C6	FLAT, 1/2" K.O.	100
54C40	FLAT, DUPLEX	50
54C41	FLAT, SINGLE RECEPTACLE	50
54C42	FLAT, TOGGLE	50

"KWIK-HANG" SWIVEL FIXTURE HANGERS

(U.S. PATENT NO. 6,649,837)



SC-5075HF



SC-5075HFR

See page 170 for our whole line of swivel hangers.

PART NO.	DESCRIPTION	STD. PKG.
SC-5075HF	4" SQUARE SWIVEL FIXTURE HANGER WITH DOOR FOR EASY MOUNTING AND WIRING BY ONE ELECTRICIAN. USED WITH 1/2" OR 3/4" THREAD PIPE.	25
SC-5075HFR	4" ROUND SWIVEL FIXTURE HANGER WITH DOOR FOR EASY MOUNTING AND WIRING BY ONE ELECTRICIAN. USED WITH 1/2" OR 3/4" THREAD PIPE.	25

INDUSTRIAL FIXTURE INSTALLATION NOW A ONE-MAN JOB!



Tighten the pivot onto the fixture stem.



Mount cover plate (with its door open) onto the ceiling box.



Lift light fixture and set its pivot in place on swivel cover. Connect and dress the wiring.

**BALL JOINT
ALLOWS
20° SWING
FROM
VERTICAL!**



Rotate fixture so slot in pivot aligns with T-tab in cover. Press the T-tab into the pivot.



Close the cover door and secure it with screw.

**LOAD
RATED
TO
50 LBS!**

4" OCTAGON SWIVEL FIXTURE HANGERS

**BALL JOINT ALLOWS 20° SWING FROM VERTICAL
LOAD RATED TO 50 LBS.**



SC-50R

PART NO.	PIPE SIZE	STD. PKG.
SC-50R	1/2"	50
SC-75R	3/4"	50

EAR CONVERTER



OLD BOX WITH EAR
CONVERTERS ADDED




OLD BOX NOW ACCEPTS
NEWER PLASTER RING



EC

PART NO.	DESCRIPTION	STD. PKG.
EC	REVISES "OLD BOX" EARS TO NEW CENTER DISTANCE SO IT CAN ACCEPT A CURRENT PLASTER RING OR MTG. STRAP	100 PR

5" ROUND CEILING BLANKS



CBC-275



CBC-350



CBC-FAN



CBC-U
(Three 8-32 screws included)

PART NO.	C-C HOLES	COLOR	MATERIAL	APPLICATION	STD. PKG.
CBC-275	2-3/4"	WHITE	STEEL	FOR RING	25
CBC-350	3-1/2"	WHITE	STEEL	FOR OCT. BOX	25
CBC-FAN	3-1/2"	WHITE	STEEL	FOR FAN BOX	25
CBC-U	----	WHITE	STEEL	FOR RING OR BOX	25

4" SQUARE BOX 1-1/4" DEEP



52141-1/2

PART NO.	K.O. SIDES	K.O. BOTTOM	STD. PKG.
52141-1/2	(12) 1/2"	(5) 1/2"	50


4" SQUARE EXTENSION RINGS 1-1/2" DEEP



53151-S



53151-SVT




53151-SUB

PART NO.	KNOCKOUTS	STD. PKG.
53151-1/2	(12) 1/2"	50
53151-3/4	(8) 3/4"	50
53151-S	(8) 1/2" & (4) 3/4" K.O.S	50
53151-SVT	(8) 1/2" & (4) 3/4" FOR "CHICAGO PLENUM"	50
53151-SUB	1/2" & 3/4" "MOON" WITH BOTTOM OPEN FOR SWITCH OR HANDY BOX EXPANSION	50

4" SQUARE BOXES 1-1/2" DEEP

DRAWN AND WELDED CONSTRUCTION



52151-1/2



52151-1/2DR



52151-3/4



52151-3/4DR



52151-S



52151-SDR



52151-R



52151-BX



52151-SVT



52151-3/4VT

PART NO.	BOX CONSTRUCTION	K.O. SIDES	K.O. BOTTOM	STD. PKG.
52151-1/2	WELDED	(12) 1/2"	(5) 1/2"	50
52151-1/2DR	DRAWN	(12) 1/2"	(5) 1/2"	50
52151-3/4	WELDED	(8) 3/4"	(5) 3/4"	50
52151-3/4DR	DRAWN	(8) 3/4"	(5) 3/4"	50
52151-S	WELDED	1/2" & 3/4" CONCENTRIC	(3) 1/2" & (2) 3/4"	50
52151-SDR	DRAWN	1/2" & 3/4" CONCENTRIC	(3) 1/2" & (2) 3/4"	50
52151-R	WELDED	ROMEX/NM CLAMPS	-----	50
52151-BX	WELDED	BX/MC CABLE CLAMPS	-----	50
52151-SVT	DRAWN	1/2" & 3/4" "CHICAGO PLENUM"	(3) 1/2" & (2) 3/4"	50
52151-3/4VT	DRAWN	3/4" "CHICAGO PLENUM"	(3) 1/2" & (2) 3/4"	50

CHICAGO PLENUM FIXTURE WHIPS & CONNECTORS

FLEXIBLE METALLIC TUBING



FMT-38



PWHP-2U



PWHP-2A

PART NO.	DESCRIPTION	STD. PKG.
FMT-38	3/8" CONNECTOR FOR FLEXIBLE METALLIC TUBING	100
PWHP-2A	6' L., 3/8" TUBING W/ (2) 14 AWG WIRES & 2 CONNECTORS (Preassembled)	50
PWHP-3A	6' L., 3/8" TUBING W/ (3) 14 AWG WIRES & 2 CONNECTORS (Preassembled)	50
PWHP-4A	6' L., 3/8" TUBING W/ (4) 14 AWG WIRES & 2 CONNECTORS (Preassembled)	50
PWHP	6' LONG EMPTY METALLIC TUBING WITH & 2 CONNECTORS (Preassembled)	50

*Prices subject to change depending on current price of copper.



KEEP AN EYE OUT FOR ALL OF OUR PLENUM PRODUCTS!



CAT 3 - CAT 6 PLENUM CABLE
PG. 12



4" SQ. PLENUM BOXES Pg. 71, 74



4" SQ. BOX COVERS Pg. 84



PLENUM BRACKET BOXES
Pg. 73



4-11/16" COVERS & GASKETS Pg. 93



OCTAGONAL PLENUM BOXES
Pg. 65



PLENUM KNOCKOUT SEALS Pg. 135



4" SQ. EXTENSION RINGS Pg. 70, 80



4-11/16" SQ. BOXES Pg. 91



4-11/16" SQ. EXT. RINGS Pg. 92




BOX COVERS Pg. 63, 80



PLENUM CABLE TIES Pg. 20

4" SQ. BRACKET BOXES (1-1/2" DEEP)

WELDED CONSTRUCTION



PART NO.	K.O. SIDES	K.O. BOTTOM	BRACKET STYLE	STD. PKG.
52151-AB	1/2" & 3/4" CONCENTRIC K.O.S	(3) 1/2" & (2) 3/4"	90° ANGLE 5 HOL.	25
52151-B	(12) 1/2"	(3) 1/2" & (2) 3/4"	HORIZONTAL	25
52151-DW	(12) 1/2"	(5) 1/2"	DRYWALL	25
52151-DWS	(8) 1/2" & (4) 3/4"	(3) 1/2" & (2) 3/4"	DRYWALL	25
52151-F	(12) 1/2"	(5) 1/2"	FLAT VERT.	25
52151-FS	1/2" & 3/4" CONCENTRIC K.O.S	(3) 1/2" & (2) 3/4"	FLAT VERT.	25
52151-FR	ROMEX/NM CLAMPS	-----	FLAT VERT.	25
52151-FBX	BX/MC CLAMPS	-----	FLAT VERT.	25
52151-MS	"MOON" 1/2" & 3/4"	(3) 1/2" & (2) 3/4"	METAL STUD	25
52151-MSR	ROMEX/NM CLAMPS	-----	METAL STUD	25
52151-MSBX	BX/MC CLAMPS	-----	METAL STUD	25
52151-SVTWB	(8) 1/2" & (4) 3/4" "CHICAGO PLENUM"	(3) 1/2" & (2) 3/4"	WOOD SPIKE	25
52151-WB	(12) 1/2"	(5) 1/2"	WOOD SPIKE	25
52151-SWB	1/2" & 3/4" CONCENTRIC K.O.S	(3) 1/2" & (2) 3/4"	WOOD SPIKE	25

4" SQUARE BOXES 2-1/8" DEEP

DRAWN AND WELDED CONSTRUCTION



52171-1/2



52171-1/2DR



52171-3/4



52171-3/4DR



52171-S



52171-SDR



52171-1



52171-1DR



52171-SVT



52171-3/4VT



52171-BX



52171-R

PART NO.	BOX CONST.	K.O. SIDES	K.O. BOTTOM	STD. PKG.
52171-1/2	WELDED	(12) 1/2"	(5) 1/2"	25
52171-1/2DR	DRAWN	(12) 1/2"	(5) 1/2"	25
52171-3/4	WELDED	(8) 3/4"	(3) 1/2" & (2) 3/4"	25
52171-3/4DR	DRAWN	(8) 3/4"	(3) 1/2" & (2) 3/4"	25
52171-S	WELDED	1/2" & 3/4" CONCENTRIC	(3) 1/2" & (2) 3/4"	25
52171-SDR	DRAWN	1/2" & 3/4" CONCENTRIC	(3) 1/2" & (2) 3/4"	25
52171-1	WELDED	(8) 1"	(3) 1/2" & (2) 3/4"	25
52171-1DR	DRAWN	(8) 1"	(3) 1/2" & (2) 3/4"	25
52171-SVT	DRAWN	(8)1/2" & (4) 3/4" "CHICAGO PLENUM"	(3) 1/2" & (2) 3/4"	25
52171-3/4VT	DRAWN	(8) 3/4" "CHICAGO PLENUM"	(3) 1/2" & (2) 3/4"	25
52171-BX	WELDED	BX/MC CABLE CLAMPS	(1) 1/2"	25
52171-R	WELDED	ROMEX/NM CABLE CLAMPS	(1) 1/2"	25


4" SQUARE BRACKET BOXES (2-1/8" DEEP)



52171-F



52171-FS



52171-FR




52171-WB



52171-AB



52171-MSR



52171-MSBX

PART NO.	K.O. SIDES	K.O. BOTTOM	BRACKET STYLE	STD. PKG.
52171-F	(12) 1/2"	(3) 1/2" & (2) 3/4"	VERTICAL	25
52171-FS	CONCENTRIC 1/2" & 3/4"	(3) 1/2" & (2) 3/4"	VERTICAL	25
52171-FR	ROMEX/NM CLAMPS	(1) 1/2"	VERTICAL	25
52171-FBX	BX/MC CLAMPS	(1) 1/2"	VERTICAL	25
52171-MS	"MOON" 1/2" & 3/4"	(3) 1/2" & (2) 3/4"	METAL STUD	25
52171-MSR	ROMEX/NM CLAMPS	(1) 1/2"	METAL STUD	25
52171-MSBX	BX/MC CLAMPS	(1) 1/2"	METAL STUD	25
52171-WB	(12) 1/2"	(3) 1/2" & (2) 3/4"	WOOD SPIKE	25
52171-SWB	"MOON" 1/2" & 3/4"	(3) 1/2" & (2) 3/4"	WOOD SPIKE	25
52171-AB	1/2" & 3/4" CONCENTRIC K.O.S	(3) 1/2" & (2) 3/4"	90° ANGLE, 5 HOLE	25

STEEL BOXES AND COVERS

4" SQUARE BOXES 3-1/2" DEEP

52181-DEK
FITS INTO CORRUGATED,
DECK PAN CEILINGS




52181-DEK
(U.S. Patent No. 10\659072)

EXTRA ROOM
FOR DIMMERS,
GFCIs AND
EXTRA-DEEP
DEVICES

EXTRA DEEP BOXES
34% MORE
WIRING SPACE!

ADD HORN,
SPEAKER OR
STROBE TO
EXISTING
WALL



52181-S



52181-AB




52181-FS

52181-OW
CUT IN "OLD WORK"
BOX FOR ADDING
FIRE ALARM SIGNALS,
SPEAKERS, HORNS
& STROBES



52181-SPKR




52181-OW

PART NO.	SIZE	DEPTH	DESCRIPTION	STD. PKG.
52181-S	4" SQ.	3-1/2"	STANDARD BOX STYLE	25
52181-AB	4" SQ.	3-1/2"	W/ 90° 5-HOLE BRACKET	25
52181-DEK	4" SQ.	3-1/2"	FOR CEILING DECK/PAN GRID	25
52181-OW	4" SQ.	3-1/2"	CUT IN "OLD WORK" BOX WITH EARS	25
52181-FS	4" SQ.	3-1/2"	FLAT VERTICAL BRACKET	25
52181-SPKR	4" SQ.	3-1/2"	CONCRETE BOX W/ BREAKAWAY NAIL TABS	25

RED FIRE ALARM BOXES & EXTENSION RINGS



52151-RED



52171-RED



52151-FRED



52171-FRED



53151-RED



72171-RED



73171-RED



PBX-1



1/2" AND 3/4"
KNOCKOUTS IN
ALL BOX STYLES

PART NO.	SIZE	STYLE	DEPTH	STD. PKG.
52151-RED	4" SQ.	BOX	1-1/2"	50
52151-FRED	4" SQ.	F-BRACKET BOX	1-1/2"	25
52171-RED	4" SQ.	BOX	2-1/8"	50
52171-FRED	4" SQ.	F-BRACKET BOX	2-1/8"	25
53151-RED	4" SQ.	EXT. RING	1-1/2"	50
72171-RED	4-11/16" SQ.	BOX	2-1/8"	25
73171-RED	4-11/16" SQ.	EXT. RING	2-1/8"	25
PBX-1	3-1/4" X 4-7/8"	PULL-STATION BOX	2-1/8"	25

RED FIRE ALARM COVERS

PART NO.	DESCRIPTION	STD. PKG.
52C1-RED	4" SQ. BLANK	50
72C1-RED	4-11/16" SQ. BLANK	50



52C1-RED


72C1-RED

UNIVERSAL BOX BRACKET

**MOUNTS 4" SQ.
& 4-11/16" SQ. BOXES
TO BOTH WOOD
& METAL STUDS!**

PART NO.	DESCRIPTION	STD. PKG.
BB4-25	UNIV. BOX BRACKET	50

**BREAK-AWAY TAB
ACCOMMODATES
2-1/2" OR 3-1/2"
STUDS!**



**GALVANIZED
STEEL**

MINI VAULT CORD PROTECTOR

**GREAT FOR
ATMs
VENDING
MACHINES
DISPLAYS**

**CAN BE USED WITH 1-GANG
OR 2-GANG DEVICES**



(DEVICES NOT INCLUDED)

**PREASSEMBLED
WITH TAMPER-PROOF
COVER SCREWS**



PART NO.	FINISH	DIMENSIONS	STD. PKG.
MVCP	GALV. STEEL	4" SQ. X 2' DEEP	10

CEILING PAN DECK BOX

**SAVES TIME & CUTS
MATERIAL COSTS
BY 50%!**

**NO MORE STRUT INSTALLATION!
NO MORE CONDUIT OFFSET BENDING!**



U.S. Patent No.
10,659,072



**NEW WAY
PAN DECK BOX**

**3 COMPONENTS
NO OFFSET BENDS!
QUICK & EASY!**

PAN DECK BOX ADVANTAGES


- Fast install - No conduit bending
- Allows offset-free piping
- Box entry from all sides
- Easier wire pulling - no offsets
- Solid mount - 4 screws in ribs
- Deeper, roomier box
- Lower materials cost

"OLD" WAY HEADACHES

Lengthy install time - 7 Strut parts!
Requires conduit bending
Strut cutting and leftover waste
Offsets impede wire pulling
Teetering mount - 2 center screws
Small box volume
High materials cost

**"OLD" WAY
STANDARD BOX**

**6 COMPONENTS
2 OFFSET BENDS
LABOR INTENSIVE!
VERY EXPENSIVE!**



PART NO.	DESCRIPTION	STD. PKG.
52181-DEK	3-1/2" DEEP FOR CEILING PAN DECKING TROUGH. STANDARD 4" SQ. BOX EARS, EXTRA WIRE CAPACITY!	10

4" SQUARE EXTENSION RINGS (2-1/8" DEEP)



53171-S



53171-SVT

PART NO.	DESCRIPTION	STD. PKG.
53171-S	(8) 1/2" & (4) CONCENTRIC 1/2" & 3/4" K.O.S	25
53171-SVT	(8) 1/2" & (4) 3/4" FOR "CHICAGO PLENUM"	25

4" SQUARE FLAT BOX COVERS



52C1



52C1-VT



52C6



53C1-VT

PART NO.	DESCRIPTION	STD. PKG.
52C1	FLAT BLANK	50
52C1-VT	FLAT BLANK GASKET, FOR "CHICAGO PLENUM"	25
52C6	FLAT WITH 1/2" K.O.	50
53C1-VT	FLAT RING DBL. GASKET FOR "CHICAGO PLENUM"	25
52C1-VTBLST	FOR MOUNTING OF BALLAST "CHICAGO PLENUM"	25



52C1-VTBLST

4" SQUARE 1-DEVICE COVERS (PLASTER/MUD RINGS)



52C62A




52C16

PART NO.	DESCRIPTION	CU. IN.	STD. PKG.
52C62A	FLAT-NO RAISE	---	50
52C36	RAISED 1/4" FOR DRYWALL	1.8	50
52C62	RAISED 1/4" SQUARE-DRAWN	1.8	50
52C13	RAISED 1/2" SQUARE DRAWN	3.8	50
52C14-5/8	RAISED 5/8" SQUARE-DRAWN	5.5	50
52C14	RAISED 3/4" SQUARE-DRAWN	5.4	50
52C15	RAISED 1" SQUARE-DRAWN	6.8	25
52C16	RAISED 1-1/4" SQUARE-DRAWN	8.5	25

4" SQUARE 2-DEVICE COVERS (PLASTER/MUD RINGS)



52C20A



52C19

PART NO.	DESCRIPTION	CU. IN.	STD. PKG.
52C20A	FLAT-NO RAISE	---	50
52C20	RAISED 1/4"	3.7	50
52C37	RAISED 1/4" FOR DRYWALL	3.7	50
52C17	RAISED 1/2"	6.0	50
52C18-5/8	RAISED 5/8"	8.0	50
52C18	RAISED 3/4"	9.0	50
52C19	RAISED 1"	11.7	25
52C21	RAISED 1-1/4"	13	25

STEEL BOXES AND COVERS

4" SQUARE PLASTER RINGS WITH DEVICE ATTACHED!

HUGE LABOR SAVINGS!
INCLUDES PIGTAILS READY TO WIRE NUT!
INSTALLS IN 30 SECONDS!!!



52C13-DUP15W



52C13-DUP15I



Supplied Ready to Install with Wire Protector Pan Attached!



PART NO.	DESCRIPTION	STD. PKG.
52C13-DUP15W	RAISED 1/2" WITH 15A WHITE DUPLEX	10
52C13-DUP15I	RAISED 1/2" WITH 15A IVORY DUPLEX	10
52C13-DUP20W	RAISED 1/2" WITH 20A WHITE DUPLEX	10
52C13-DUP20I	RAISED 1/2" WITH 20A IVORY DUPLEX	10

4" SQ. "OFFSET" DEVICE RING

PART NO.	GANGS	RAISED	STD. PKG.
52C10	1	1/4"	25
52C11	1	1/2"	25



WIRE PROTECTOR PAN



2, 3 & 4-GANG PANS ARE COMING SOON!



WPP-1



KEEPS WIRING SAFE FROM DAMAGE!
PROTECTS WIRES DURING DRYWALLING, PAINTING, ROUTERING, MUDDING, PLASTERING & TILE WORK

GALVANIZED STEEL • SNAPS IN • REUSABLE!



PART NO.	DESCRIPTION	STD. PKG.
WPP1	1-GANG FOR STEEL PLASTER/MUD RINGS	100
WPP1-P	1-GANG FOR PLASTIC/NONMETALLIC BOXES & PLASTER/MUD RINGS	100

4" SQUARE ONE-DEVICE TILE COVERS



52C49

PART NO.	RAISED	STD. PKG.
52C49-1/2	1/2"	25
52C49-3/4	3/4"	25
52C49-1	1"	25
52C49-1-1/4	1-1/4"	25
52C49-1-1/2	1-1/2"	25
52C49-2	2"	25

4" SQUARE TWO-DEVICE TILE COVERS



52C52-1/2

PART NO.	RAISED	STD. PKG.
52C52-1/2	1/2"	25
52C52-3/4	3/4"	25
52C52-1	1"	25
52C52-1-1/4	1-1/4"	25
52C52-1-1/2	1-1/2"	25
52C52-2	2"	25

4" SQUARE-TO-ROUND DEVICE RINGS

PART NO.	DEPTH	STD. PKG.
52C3-F	FLAT - NO RAISE	50
52C3	1/2"	50
52C3-5/8	5/8"	50
52C3-3/4	3/4"	50
52C3-1	1"	50
52C3-1-1/4	1-1/4"	25
52C3-1-1/2"	1-1/2"	25
52C3-2	2"	25

**NOW EXTRA
DEEP!!**



52C3

4" SQUARE SWIVEL FIXTURE HANGER

**BALL JOINT ALLOWS 20° SWING FROM VERTICAL
(LOAD RATED AT 50 LBS.)**

PART NO.	PIPE SIZE	STD. PKG.
SC-50	1/2"	25
SC-75	3/4"	25



4" SQ. "KWIK-HANG" SWIVEL FIXTURE HANGER

**BALL JOINT ALLOWS 20° SWING FROM VERTICAL
(LOAD RATED AT 50 LBS.)**

**EASY MOUNTING AND WIRING
BY JUST ONE ELECTRICIAN!!**



PART NO.	PIPE SIZE	STD. PKG.
SC-5075HF	1/2" & 3/4"	25

(U.S. PATENT NO. 6,649,837)



**THE ADVANTAGES OF "HOOK & PLUG"
WITHOUT ALL THE COMPONENTS AND CORDS!**



Phone: 847-455-0188
Fax: 847-455-0334

STEEL BOXES AND COVERS

WIRE-PULLING "PAL"



(U.S. PATENT NO. 09,996,295)

PUL-PAL

PULL WIRES EASIER AND FASTER!

NO MORE HANG-UPS ON BOX EDGES!

NO MORE SKINNING & RESTARTS!



CONSTANT ROLLER CONTACT!

ATTACHES TO ALL CONDUIT BOXES, COVERS & RINGS!

CUTS WIRE DRAG BY 50%!

PART NO.	DESCRIPTION	STD. PKG.
PULPAL	WIRE PULLING AID WITH BUILT-IN ROLLERS. MOUNTS TO ALL BOXES & RINGS	10

TOGGLE SWITCH LOCKOUT DEVICE



FITS ON THE
COVERS BELOW



PART NO.	DESCRIPTION	STD. PKG.
TOGLOK	TOGGLE SW. LOCKOUT	10

4" SQUARE INDUSTRIAL "GARVIN" COVERS

COVERS ARE RAISED 1/2" AND GRAY POWDER COATED



G1929



G1932



G1933



G1934



G1935



G1936



G1937



G1938



G1939



G1940

PART NO.	DESCRIPTION	STD. PKG.
G1929	BLANK	50
G1932	SINGLE RECEPTACLE 1.40" DIAMETER	50
G1933	2-SINGLE RECEPTACLE 1.40" DIAMETER	50
G1934	30-50 AMP., 2-9/64" DIAMETER	50
G1935	TOGGLE	50
G1936	2-TOGGLE SWITCH	50
G1937	TOGGLE, SINGLE RECEPTACLE 1.40" DIA.	50
G1938	DUPLEX	50
G1939	2-DUPLEX	50
G1940	1-DUPLEX, SINGLE RECEPTACLE 1.40" DIA.	50



4" SQUARE INDUSTRIAL "GARVIN" COVERS (Cont.)

COVERS ARE RAISED 1/2" AND GRAY POWDER COATED



G1941



G1942



G1943



G1944



G1947



G1948



G1949



G1950



G1951

PART NO.	DESCRIPTION	STD. PKG.
G1941	DUPLEX & TOGGLE	50
G1942	20 AMP. RECEPTACLE, 1-19/32" DIAMETER	50
G1943	30 AMP. TWIST-LOCK, 1-23/32" DIAMETER	50
G1944	30-50 AMP. RECEPTACLE 2-9/64" DIAMETER	50
G1947	DECORATIVE SWITCH/GFCI	50
G1948	DECORATIVE SWITCH/GFCI & TOGGLE	50
G1949	30-50-60 AMP. RECEPTACLE, 2-7/16" DIAMETER	50
G1950	2 DECORATIVE SWITCH/GFCI	50
G1951	DUPLEX & GFCI	50

Don't put family and employees at risk!

Protect them with these high-quality GFCI devices!

Quantity discounts are available. Call us!

See page 116 for 20A models

Shunt those shorts to ground!



GFCI15WH WHITE



GFCI15IV IVORY



GFCI15GY GRAY



GFCI15BK BLACK



GFCI15AL ALMOND

In stock! Ready for Delivery

15 Amp - UL-Listed

Buttons match body color!

COMMERCIAL GRADE
15A, 125V, 60 Hz
ALL MODELS COMPLY WITH NEW UL & NEC CODE REQUIREMENTS

SQUARE INDUSTRIAL "GARVIN" COVERS WITH 15 AMP DEVICE



SAVE YOURSELF SOME TIME!!



G1947-WD



G1938-WD



G1935-WD



G1936-WD



G1939-WD

Preassembled for faster install!
AVAILABLE IN WHITE & IVORY
Less handling & screwing around!

PART NO.	DESCRIPTION	STD. PKG.
G1947-WD	4" SQ. INDUSTRIAL COVER W/ 15 AMP GFCI RECEPT. PREINSTALLED	25
G1938-WD	4" SQ. INDUSTRIAL COVER W/ 1 DUPLEX RECEPT. PREINSTALLED	25
G1939-WD	4" SQ. INDUSTRIAL COVER W/ 2 DUPLEX RECEPT. PREINSTALLED	25
G1935-WD	4" SQ. INDUSTRIAL COVER W/ 1 TOGGLE SWITCH PREINSTALLED	25
G1936-WD	4" SQ. INDUSTRIAL COVER W/ 2 TOGGLE SWITCHES PREINSTALLED	25



**TREMENDOUS
LABOR SAVING SERVICES!**
WE MANUFACTURE CUSTOM,
PREFAB BOXES AND COVERS
DESIGNED TO YOUR
SPECIFICATIONS!

Let our century of experience save you time & money!

EMERGENCY "BURNER" ON/OFF SWITCH PLATES - GAS & OIL

THE LARGEST SELECTION
YOU'LL FIND ANYWHERE.



BP-1935

4" Sq. Toggle switch cover raised 1/2". Red with White silk-screened letters.



BP-19350

4-1/8" x 2-7/32" Utility box toggle switch cover. Red with White silk-screened letters.




BP-PS1T

4-1/2" x 2-3/4" Toggle switch cover. Red with White silk-screened letters.



BP-1936

4" Square double toggle switch cover, raised 1/2". Red with White silk-screened letters.



BPO-1935

4" Sq. Toggle switch cover raised 1/2". Red with White silk-screened letters.



BPO-19350

4-1/8" x 2-7/32" Utility box toggle switch cover. Red with White silk-screened letters.



BPO-PS1T

4-1/2" x 2-3/4" Toggle switch cover. Red with White silk-screened letters.




BPO-1936

4" Square double toggle switch cover, raised 1/2". Red with White silk-screened letters.


Painted
Steel Plates
Emergency
Red

4-11/16" SQUARE WELDED BOXES (2-1/8" DEEP)




PART NO.	K.O. SIDES	K.O. BOTTOM	STD. PKG.
72171-1/2	(12) 1/2"	(5) 1/2"	25
72171-3/4	(12) 3/4"	(5) 3/4"	25
72171-S	1/2" & 3/4" MKO	(3) 1/2" & (2) MKO	25
72171-1	(8) 1"	(3) 1/2" & (2) 3/4"	25
72171-1-1/4	(4) 1-1/4"	(3) 1/2" & (2) MKO	25
72171-3/4-1	(4) 3/4" & (4) 1"	(3) 1/2" & (2) 3/4"	25
72171-BX	BX/MC CABLE CLMPS.	(1) 1/2"	25

4-11/16" SQUARE WELDED BRACKET BOXES (2-1/8" DEEP)



72171-MS



72171-FS

PART NO.	K.O. SIDES	K.O. BOTTOM	BRACKET	STD. PKG.
72171-FS	1/2" & 3/4" MOON	(3) 1/2" & (2) MKO	FLAT VERTICAL	25
72171-FBX	BX/MC CABLE CLAMPS	-----	FLAT VERTICAL	25
72171-MS	1/2" & 3/4" MKO	(3) 1/2" & (2) MKO	METAL STUD	25
72171-MSBX	BX/MC CABLE CLAMPS	-----	METAL STUD	25

4-11/16" SQUARE BOXES & EXTENSION RINGS (1-1/2"



72151-1/2



73151-S

PART NO.	K.O. SIDES	K.O. BOTTOM	STD. PKG.
72151-1/2	(12) 1/2"	(3) 1/2" & (2) 3/4"	25
72151-3/4	(12) 3/4"	(3) 1/2" & (2) 3/4"	25
72151-S	(8) 1/2" & (4) 3/4" CONCEN.	(3) 1/2" & (2) 3/4"	25
73151-S	(8) 1/2" & (4) 3/4"	EXTENSION RING	25

4-11/16" SQUARE "DRAWN" BOXES (2-1/8" DEEP)



72171-1/2



72171-VT-1

PART NO.	K.O. SIDES	K.O. BOTTOM	STD. PKG.
72171-1/2DR	(12) 1/2"	(3) 1/2" & (2) 3/4"	25
72171-3/4DR	(12) 3/4"	(3) 1/2" & (2) 3/4"	25
72171-SDR	(8) 1/2" & (4) 3/4" CONCEN.	(3) 1/2" & (2) 3/4"	25
72171-3/4-1DR	(6) 3/4", (4) 1" OPPOSING SIDES	(3) 1/2" & (2) 3/4"	25
72171-1DR	(8) 1"	(3) 1/2" & (2) 3/4"	25
72171-1-1/4DR	(4) 1-1/4"	(3) 1/2" & (2) 3/4"	25
72171-SVT	(8) 1/2" (4) 3/4" FOR "CHICAGO PLENUM"	(3) 1/2" (2) 3/4"	25
72171-VT-1	(8) 1" FOR "CHICAGO PLENUM" (4) 1" FOR "CHICAGO PLENUM"	(3) 1/2" & (2) 3/4" (2) 3/4"	25
72171-3/4-VT	(12) 3/4" FOR "CHICAGO PLENUM"	(3) 1/2" & (2) 3/4"	25

OUTLET BOX MOUNTING BRACKETS

USE WITH
4" SQUARE
AND 4-11/16"
BOXES



BOX
SLIDES LEFT
TO RIGHT
FOR PERFECT
LOCATION
EVERY TIME


W16SL
(BOXES NOT INCLUDED)

PART NO.	STUDS C-C	STD. PKG.
W16SL	16"	25
W24SL	24"	25

UNIVERSAL BOX BRACKET

MOUNTS 4" SQ.
& 4-11/16" SQ. BOXES
TO BOTH WOOD
& METAL STUDS!

BREAK-AWAY TAB
ACCOMMODATES
2-1/2" OR 3-1/2"
STUDS!



GALVANIZED
STEEL

PART NO.	DESCRIPTION	STD. PKG.
BB4-25	UNIV. BOX BRACKET	50

4-11/16" SQUARE EXTENSION RINGS 2-1/8" DEEP

PART NO.	KNOCKOUT SIDES	STD. PKG.
73171-1/2	(12) 1/2"	25
73171-S	(8) 1/2" & (4) CONCEN. 1/2" & 3/4"	25
73171-SVT	(8) 1/2" & (4) 3/4" "CHICAGO PLENUM"	25



73171-SVT

4-11/16" SQUARE BOX COVERS

PART NO.	DESCRIPTION	STD. PKG.
72C1	FLAT, BLANK	50
72C1-VT	FLAT, BLANK GASKETED "CHICAGO PLENUM"	25
72C3	1/2" RAISED, OPEN WITH EARS (2-3/4 C.-C.)	25
72C3-5/8	5/8" RAISED, OPEN WITH EARS (2-3/4" C.-C.)	25
72C6	FLAT, 1/2" KNOCKOUT	50
73C1-VT	FLAT RING DOUBLE GASKETED "CHICAGO PLENUM"	25



72C1



72C1-VT



72C3



73C1-VT

4-11/16" INDUSTRIAL "GARVIN" COVERS



72C32



72C35



72C36



72C38



72C39



72C41



72C42



72C44



72C47



72C48



72C49



72C50

PART NO.	DESCRIPTION	STD. PKG.
72C32	SINGLE RECEPTACLE, 1-13/32" DIA.	25
72C35	TOGGLE SWITCH	25
72C36	TWO TOGGLE SWITCHES	25
72C38	ONE DUPLEX RECEPTACLE	25
72C39	TWO DUPLEX RECEPTACLES	25
72C41	ONE TOGGLE; ONE DUPLEX RECEPT.	25
72C42	ONE 20 AMP. RECEPTACLE, 1-19/32" DIA.	25
72C44	30-50 AMP. RECEPTACLE, 2-9/64" DIA.	25
72C47	ONE DECORATIVE SWITCH/GFCI DEVICE	25
72C48	ONE TOGGLE AND ONE GFCI	25
72C49	TWO GFCI	25
72C50	30-50-60 AMP. RECEPTACLE, 2.437" DIA.	25
72C51	ONE DUPLEX & ONE GFCI	25



72C51

4-11/16" SWIVEL FIXTURE HANGER

BALL JOINT ALLOWS 20° SWING FROM VERTICAL
LOAD RATED AT 50 LBS.



SC-507511B

PART NO.	PIPE SIZE	STD. PKG.
SC-507511B	1/2" OR 3/4"	10

4-11/16" SQUARE SINGLE-DEVICE COVERS


PART NO.	RAISED	CU. IN.	STD. PKG.
72C62A	FLAT	---	50
72C62	1/4"	1.8	50
72C13	1/2"	3.8	50
72C14-5/8"	5/8"	4.8	50
72C14	3/4"	5.8	25
72C15	1"	7.5	25
72C16	1-1/4"	9.5	25



72C13

4-11/16" SQUARE TWO-DEVICE COVERS

PART NO.	RAISED	CU. IN.	STD. PKG.
72C20A	FLAT	---	50
72C20	1/4"	3.0	50
72C17	1/2"	6.5	50
72C18-5/8"	5/8"	8.3	25
72C18	3/4"	10.0	25
72C19	1"	13.5	25
72C21	1-1/4"	15.8	25



72C17

4-11/16" SQUARE 1-DEVICE TILE COVERS



72C49-1-1/2

PART NO.	RAISED	CU. IN.	STD. STD. PKG.
72C49-1/2	1/2"	4.0	25
72C49-3/4	3/4"	6.0	25
72C49-1	1"	8.0	25
72C49-1-1/4	1-1/4"	10.0	25
72C49-1-1/2	1-1/2"	12.0	25
72C49-2	2"	16.0	25

4-11/16" SQUARE 2-DEVICE TILE COVERS



72C52-1-1/2

PART NO.	RAISED	CU. IN.	STD. STD. PKG.
72C52-1/2	1/2"	5.0	25
72C52-3/4	3/4"	7.8	25
72C52-1	1"	10.3	25
72C52-1-1/4	1-1/4"	12.8	25
72C52-1-1/2	1-1/2"	15.5	25
72C52-2	2"	20.5	25

HANDY UTILITY BOXES & EXTENSION RINGS



G19280



G19281



G19282



G19281-BB



G19281-E



G19281-F



4SSLD-1/2

PART NO.	DEPTH	K.O. ENDS	K.O. SIDES	K.O. BOTTOM	STD. PKG.
G19279	1-1/4"	(1) 1/2"	(3) 1/2"	(3) 1/2"	50
G19280	1-1/2"	(1) 1/2"	(3) 1/2"	(3) 1/2"	50
G19281	1-7/8"	(1) 1/2"	(3) 1/2"	(3) 1/2"	50
G19281-3/4"	1-7/8"	(1) 3/4"	(2) 3/4"	(2) 3/4"	50
G19281-F	1-7/8"	(1) 1/2"	(3) 1/2"	(3) 1/2"	25
G19282	2-1/8"	(1) 1/2"	(3) 1/2"	(3) 1/2"	50
G19282-3/4	2-1/8"	(1) 3/4"	(3) 3/4"	(3) 3/4"	50
G19280-E	1-1/2"	(1) 1/2"	(3) 1/2"	EXT RING	50
G19281-E	1-7/8"	(1) 1/2"	(3) 1/2"	EXT RING	50
G19281-BB	1-7/8"	LESS ALL HOLES & K.O.S			50
4SSLD-1/2	2-1/2"	(1) 1/2"	(3) 1/2"	(3) 1/2"	50

HANDY UTILITY BOX COVERS




G19290



G19320



G19350



G19380



G19430



G19470

PART NO.	DESCRIPTION	STD. PKG.
G19290	BLANK	100
G19320	RECEPTACLE 1.4" DIA.	100
G19350	TOGGLE SWITCH	100
G19380	DUPLEX RECEPTACLE	100
G19430	1/2" KNOCKOUT	100
G19470	DECORATIVE SWITCH/GFCI	100

GANGABLE SWITCH BOXES WITH CONDUIT KNOCKOUTS



TCE-1-1/2



G601



CB-8



KCE-1/2



KCE-TG



KCE (SIDE VIEW)

PART NO.	DEPTH	DESCRIPTION	STD. PKG.
TCE-1-1/2	1-1/2"	1/2" K.O.S ALL SIDES <i>(NON-GANGABLE)</i>	50
G600	2"	1/2" K.O.S ALL SIDES	50
G601	2-1/2"	1/2" K.O.S ALL SIDES	50
G602	2-3/4"	1/2" K.O.S ALL SIDES	50
CB-8	2-3/4"	1/2" K.O.S "OLD WORK" SNAP-IN CLIPS <i>(NON-GANGABLE)</i>	25
KCE-1/2	3-1/2"	1/2" K.O.S ALL SIDES	25
KCE-3/4	3-1/2"	1/2" & 3/4" K.O.S ALL SIDES	25
KCE-TG	3-1/2"	1/2" & 3/4" K.O.S W/ "OLD WORK" CLIPS	50

GANGABLE SWITCH BOXES WITH "F" BRACKET



G601F

PART NO.	DEPTH	K.O.	STD. PKG.
G601-F	2-1/2"	1/2"	25

GANGABLE SWITCH BOXES NON-METALLIC/NM CABLE CLAMPS

PART NO.	DEPTH	STD. PKG.
TBR-1-1/2*	1-1/2"	50
G600-R	2"	50
G601-R	2-1/2"	50
G602-R	2-3/4"	50
CB-8R**	2-3/4"	25
KCE-R	3-1/2"	25

(*NON-GANGABLE)

(**OLD WORK CLIPS & NON-GANGABLE)



G601-R



CB8-R

GANGABLE SWITCH BOXES BX/MC CABLE CLAMPS


PART NO.	DEPTH	STD. PKG.
TBX-1-1/2*	1-1/2"	50
G600-BX	2"	50
G601-BX	2-1/2"	50
G602-BX	2-3/4"	50
CB-8-BX**	2-3/4"	25
KCE-BX	3-1/2"	25

(*NON-GANGABLE)

(**OLD WORK CLIPS & NON-GANGABLE)



TBX-1-1/2



CB8-BX

PLASTIC SWITCH BOXES (NAIL-ON)




GARVIN 2 & GARVIN 3




PB-1



PB-2



PB-3



PB-4



PB-4S




PART NO.	GANG	DEPTH	FOR WIRE TYPE	STD. PKG.
PB-1	1	2-1/2"	NM CABLE	50
PB-2	2	2-1/2"	NM CABLE	50
PB-3	3	2-1/2"	NM CABLE	50
PB-4	4	2-1/2"	NM CABLE	50
PB-4S	N/A	2-1/2"	NM CABLE	50
GARVIN 2	1	1-3/4"	NM CABLE	100
GARVIN 3	1	1-1/2"	NM CABLE	100

SWITCH BOX ACCESSORIES

PART NO.	DESCRIPTION	STD. PKG.
SBS	SW. BOX SUPPORT	100/500 PR
SBS-L	SW. BOX SUP. XL LEG	100/500 PR
SBEX	SW. BOX EXTEN. RING	50



SBS



SBEX

STEEL BOXES AND COVERS

SOLID MASONRY BOX 2-1/2" DEEP

(FOR COVERS – SEE PAGE AFTER NEXT)



TB-125



TB-525

PART NO.	GANGS	STD. PKG.
----------	-------	-----------

TB-125	1	20
TB-225	2	10
TB-325	3	10
TB-425	4	5
TB-525	5	5
TB-625	6	1




GANGABLE MASONRY BOX 2-1/2" DEEP

(FOR COVERS – SEE PAGE AFTER NEXT)



TB-125-G



TB-525-G

PART NO.	GANGS	STD. PKG.
----------	-------	-----------

TB-125-G	1	20
TB-225-G	2	10
TB-325-G	3	10
TB-425-G	4	5
TB-525-G	5	5
TB-625-G	6	1
TB-725-G	7	1
TB-825-G	8	1
TB-925-G	9	1
TB-1025-G	10	1



SOLID MASONRY BOX 3-1/2" DEEP

(FOR COVERS – SEE NEXT PAGE)



TB-135



TB-535

PART NO.	GANGS	STD. PKG.
TB-135	1	20
TB-235	2	10
TB-335	3	10
TB-435	4	5
TB-535	5	5
TB-635	6	1




GANGABLE MASONRY BOX 3-1/2" DEEP

(FOR COVERS – SEE NEXT PAGE)



TB-135-G



TB-535-G

PART NO.	GANGS	STD. PKG.
TB-135-G	1	20
TB-235-G	2	10
TB-335-G	3	5
TB-435-G	4	5
TB-535-G	5	1
TB-635-G	6	1
TB-735-G	7	1
TB-835-G	8	1
TB-935-G	9	1
TB-1325-G	10	1



SOLID MASONRY BOXES WITH "F" STYLE BRACKET

EXTRA DEEP MODELS FOR DIMMERS & GFCIs!

PART NO.	DEPT H	GANGS	BRKT.	STD. PKG.
----------	--------	-------	-------	-----------

TB-325-WB	2-1/2"	3	WOOD SPK.	5
TB-425-WB	2-1/2"	4	WOOD SPK.	5

TB-325-F	2-1/2"	3	FLAT VERT.	5
TB-425-F	2-1/2"	4	FLAT VERT.	5

EXTRA DEEP BOXES

TB-335-F	3-1/2"	3	FLAT VERT.	5
TB-435-F	3-1/2"	4	FLAT VERT.	5

NEW!

1/2" & 3/4" CONCENTRIC KNOCKOUTS



TB-325-WB

WOOD SPIKES




TB-325-F

MASONRY BOX COVERS

FITS ANY MFG'S MASONRY BOX!

PART NO.	GANGS	OUTSIDE WIDTH	STD. PKG.
G201C	1	2-5/32"	5
G202C	2	3-31/32"	5
G203C	3	5-25/32"	5
G204C	4	7-19/32"	5
G205C	5	9-13/32"	5
G206C	6	11-3/8"	1
G207C	7	13-3/16"	1
G208C	8	15"	1
G209C	9	16-13/16"	1
G210C	10	18-5/8"	1



G203C

**AVAILABLE IN:
DUPLX OR TOGGLE,
OR COMBO DUPLX/
TOGGLE!**


4-WAY BRACKET BOX WITH BUILT-IN 1/2" PLASTER RING



HORIZONTAL MOUNTING



VERTICAL MOUNTING



CB-11A



CB-11AR



PART NO.	K.O.	CLAMPS	STD. PKG.
CB-11A	1/2"	N/A	25
CB-11AR	-----	NM CABLE	25

STAINLESS STEEL BOXES & COVERS

(BOX SCREWS NOT INCLUDED)



52C1-SS



52151-SVT-SS



52171-SVT-SS



72171-SVT-SS



72C1-SS

PART NO.	DEPTH	SIZE	K.O. ENDS	K.O. SIDES	K.O. BOTTOM	STD. PKG.
52C1-SS	FLAT COVER	4" SQ.	----	----	----	50
52151-SVT-SS	1-1/2"	4" SQ.	1/2" & 3/4"	PLENUM VAPOR-TIGHT	(3) 1/2" & (2) 3/4"	50
52171-SVT-SS	2-1/8"	4" SQ.	(8) 1/2" & (4) 3/4"	PLENUM VAPOR-TIGHT	(3) 1/2" & (2) 3/4"	25
72171-SVT-SS	2-1/8"	4-11/16"	(8) 1/2" & (4) 3/4"	PLENUM VAPOR-TIGHT	(3) 1/2" & (2) 3/4"	25
72C1-SS	FLAT COVER	4-11/16"	----	----	----	50

MOGUL LB CONDUIT BODY

- U.L. -rated watertight
- Premium quality powder coating technology
- Extra smooth interior/exterior – no rough edges like competitors' brand
- Smoother curves than Marilyn Monroe!

PART NO.	SIZE	STD. PKG.
MOLB-100	1"	2
MOLB-125	1-1/4"	2
MOLB-150	1-1/2"	1
MOLB-200	2"	1
MOLB-250	2-1/2"	1
MOLB-300	3"	1
MOLB-350	3-1/2"	1
MOLB-400	4"	1

Assembled with cover and gasket!



MOGUL LB GASKETS – ONLY

PART NO.	SIZE	STD. PKG.
MLBG100	1"	1
MLBG125	1-1/4"	1
MLBG150	1-1/2"	1
MLBG200	2"	1
MLBG250	2-1/2"	1
MLBG300	3"	1
MLBG350	3-1/2"	1
MLBG400	4"	1



MOGUL LB COVERS – ONLY

PART NO.	SIZE	STD. PKG.
MOCV100	1"	1
MOCV125	1-1/4"	1
MOCV150	1-1/2"	1
MOCV200	2"	1
MOCV250	2-1/2"	1
MOCV300	3"	1
MOCV350	3-1/2"	1
MOCV400	4"	1



"LB" ALUMINUM CONDUIT BODY

PART NO.	SIZE	STD. PKG.
LB50	1/2"	10
LB75	3/4"	10
LB100	1"	5
LB125	1-1/4"	2
LB150	1-1/2"	2
LB200	2"	1
LB250	2-1/2"	1
LB300	3"	1
LB350	3-1/2"	1
LB400	4"	1



"LC" ALUMINUM CONDUIT BODY

PART NO.	SIZE	STD. PKG.
LC50	1/2"	10
LC75	3/4"	10
LC100	1"	5
LC125	1-1/4"	2
LC150	1-1/2"	2
LC200	2"	1
LC250	2-1/2"	1
LC300	3"	1
LC350	3-1/2"	1
LC400	4"	1



"LL" ALUMINUM CONDUIT BODY

PART NO.	SIZE	STD. PKG.
LL50	1/2"	10
LL75	3/4"	10
LL100	1"	5
LL125	1-1/4"	2
LL150	1-1/2"	2
LL200	2"	1
LL250	2-1/2"	1
LL300	3"	1
LL350	3-1/2"	1
LL400	4"	1



"LR" ALUMINUM CONDUIT BODY

PART NO.	SIZE	STD. PKG.
LR50	1/2"	10
LR75	3/4"	10
LR100	1"	5
LR125	1-1/4"	5
LR150	1-1/2"	5
LR200	2"	2
LR250	2-1/2"	2
LR300	3"	1
LR350	3-1/2"	1
LR400	4"	1



"LT" ALUMINUM CONDUIT BODY

PART NO.	SIZE	STD. PKG.
LT50	1/2"	10
LT75	3/4"	10
LT100	1"	5
LT125	1-1/4"	5
LT150	1-1/2"	5
LT200	2"	2
LT250	2-1/2"	2
LT300	3"	1
LT350	3-1/2"	1
LT400	4"	1



ALUMINUM CONDUIT BODY COVERS

*GRAY COLOR MATCHES CONDUIT BODY
PREMIUM GASKET INCLUDED!*

PART NO.	SIZE	STD. PKG.
CG50	1/2"	100
CG75	3/4"	50
CG100	1"	50
CG125150	1-1/4" & 1-1/2"	25
CG200	2"	10
CG250300	2-1/2" & 3"	10
CG350400	3-1/2" & 4"	5



"C" MALLEABLE IRON CONDUIT BODY

PART NO.	SIZE	STD. PKG.
MC50	1/2"	1
MC75	3/4"	1
MC100	1"	1
MC125	1-1/4"	1
MC150	1-1/2"	1
MC200	2"	1
MC250	2-1/2"	1
MC300	3"	1
MC350	3-1/2"	1
MC400	4"	1



"LB" MALLEABLE IRON CONDUIT BODY

PART NO.	SIZE	STD. PKG.
MLB50	1/2"	1
MLB75	3/4"	1
MLB100	1"	1
MLB125	1-1/4"	1
MLB150	1-1/2"	1
MLB200	2"	1
MLB250	2-1/2"	1
MLB300	3"	1
MLB350	3-1/2"	1
MLB400	4"	1



"LL" MALLEABLE IRON CONDUIT BODY

PART NO.	SIZE	STD. PKG.
MLL50	1/2"	1
MLL75	3/4"	1
MLL100	1"	1
MLL125	1-1/4"	1
MLL150	1-1/2"	1
MLL200	2"	1
MLL250	2-1/2"	1
MLL300	3"	1
MLL350	3-1/2"	1
MLL400	4"	1



"LR" MALLEABLE IRON CONDUIT BODY

PART NO.	SIZE	STD. PKG.
MLR50	1/2"	1
MLR75	3/4"	1
MLR100	1"	1
MLR125	1-1/4"	1
MLR150	1-1/2"	1
MLR200	2"	1
MLR250	2-1/2"	1
MLR300	3"	1
MLR350	3-1/2"	1
MLR400	4"	1



"T" MALLEABLE IRON CONDUIT BODY

PART NO.	SIZE	STD. PKG.
MT50	1/2"	1
MT75	3/4"	1
MT100	1"	1
MT125	1-1/4"	1
MT150	1-1/2"	1
MT200	2"	1
MT250	2-1/2"	1
MT300	3"	1
MT350	3-1/2"	1
MT400	4"	1



RAISED-DOME CONDUIT BODY COVER

GASKET INCLUDED!

PART NO.	SIZE	STD. PKG.
SC50RD	1/2"	1
SC75RD	3/4"	1
SC100	1"	1
SC125150	1-1/4"-1-1/2"	1
SC200RD	2"	1
SC250300RD	2-1/2"-3"	1
SC350400RD	3-1/2"-4"	1



SERVICE ENTRANCE ELBOWS

RUGGED CAST ALUMINUM



PART NO.	SIZE	STD. PKG.
SLB50	1/2"	30
SLB75	3/4"	20
SLB100	1"	10
SLB125	1-1/4"	5
SLB150	1-1/2"	5
SLB200	2"	3

KEEP IN MIND!

GARVIN also supplies low-cost switches, receptacles, dimmers, pre-fabbed covers & GFCI devices. They're just ahead in the

SWITCHES, DEVICES & RECEPTACLES section, starting on page **116**.



1-GANG WEATHERPROOF BOXES (2" DEEP)

RUGGED CAST ALUMINUM



(18.3 CU. IN.)



WP-2755

PART NO.	HOLES	SIZE	STD. PKG.
WP-2503	3	1/2"	20
WP-2504	4	1/2"	20
WP-2505	5	1/2"	20
WP-2753	3	3/4"	12
WP-2754	4	3/4"	12
WP-2755	5	3/4"	12
WP-21003	3	1"	12

1-GANG WEATHERPROOF BOX COVERS

RUGGED CAST ALUMINUM



WPCV1B



WPCV1DH



WPCV1DV



WPCV1GFIV

PART NO.	CONFIGURATION	STD. PKG.
WPCV1B	BLANK	20
WPCV1DH	1 DUPLEX HORIZONTAL	20
WPCV1DV	1 DUPLEX VERTICAL	20
WPCV1GFIV	1 GFCI VERTICAL	20
WPCV1GFIH	1 GFCI HORIZONTAL	20



WPCV1GFIH

1-GANG WEATHERPROOF BOX COVERS (Cont.)

RUGGED CAST ALUMINUM



PART NO.	CONFIGURATION	STD. PKG.
WPCV20A	20A RECEP. 1.625" DIA.	20
WPCV30A	30A RECEP. 1.75" DIA.	20
WPCV40A	40-50 AMP RECEPTACLE 2.125" DIAMETER	20
WPCVLOKDUP	DUPLEX, WITH PADLOCK	20
WPCVLOKGF1	GFCI, WITH PADLOCK	20
WPCVLOKREC	SINGLE RECEPTACLE 1.41" DIA. W/ PADLOCK	20
WPCVLVR	1 LEVER AND 15 AMP SINGLE POLE SWITCH	20
WPCVSR	SINGLE RECEPTACLE 1.41" DIA.	20
WPCVTOG	TOGGLE SWITCH	20
WPCVWIUV	"WHILE IN USE" DUPLEX/GFCI COMBO VERTICAL	20
WPCVWIUH	"WHILE IN USE" DUPLEX/GFCI COMBO HORIZONTAL	20

2-GANG WEATHERPROOF BOXES (2" DEEP)

(30.5 CU. IN.)

RUGGED CAST ALUMINUM

PART NO.	HOLES	SIZE	STD. PKG.
WP2G503	3	1/2"	12
WP2G504	4	1/2"	12
WP2G505	5	1/2"	12
WP2G753	3	3/4"	12
WP2G754	4	3/4"	12
WP2G755	5	3/4"	12
WP2G756	6	3/4"	12
WP2G1003	3	1"	12
WP2G1004	4	1"	12



WP2G505

WP2G753



2-GANG WEATHERPROOF BOX COVERS

RUGGED CAST ALUMINUM



WPCV2G1DUP



WPCV2G50AOK



WPCV2GDUPSW



WPCV2B




WPCV2DUP



WPCV2GFI



WPCV2GGFIDUP



WPCV2GGFISW

PART NO.	CONFIGURATION	STD. PKG.
WPCV2B	BLANK	20
WPCV2DUP	2 DUPLEX	20
WPCV2G1DUP	1 DUPLEX OVERSIZE HORIZONTAL	20
WPCV2G50AOK	30, 50, 60 AMP WITH PADLOCK HASP	20
WPCV2GDUPSW	1 DUPLEX & 1 SINGLE RECEPT., 1.41" DIA.	20
WPCV2GFI	2 GFCI	20
WPCV2GGFIDUP	1 GFCI & 1 DUPLEX	20
WPCV2GGFISW	1 GFCI & 1 SINGLE RECEPT., 1.41" DIA.	20

3-GANG WEATHERPROOF BOXES (2" DEEP)



RUGGED CAST ALUMINUM



(54.0 CU. IN.)

PART NO.	HOLES	SIZE	STD. PKG.
WP3G507	7	1/2"	12
WP3G757	7	3/4"	12
WP3G1007	7	1"	12

3-GANG WEATHERPROOF BOX COVERS

RUGGED CAST ALUMINUM



WPCV3GB



WPCV3GDUP



WPCV3GGFI



WPCV3GREC



PART NO.	CONFIGURATION	STD. PKG.
WPCV3GB	BLANK	20
WPCV3GDUP	3 DUPLEX	20
WPCV3GGFI	3 GFCI	20
WPCV3GREC	3 SINGLE RECEPTS.	20



WEATHERPROOF BOXES & COVERS

Phone: 847-455-0188
Fax: 847-455-0334

WEATHERPROOF BOX CLOSURE PLUGS

RUGGED CAST ALUMINUM

PART NO.	THREAD	STD. PKG.
WPCP50	1/2"	100
WPCP75	3/4"	100
WPCP100	1"	100



WEATHERPROOF BOX GASKETS


GREAT CHEW TOY FOR PUPPIES!

PART NO.	SIZE	STD. PKG.
WPGSKT1G	FOR 1 GANG BOX	20
WPGSKT2G	FOR 2 GANG BOX	20



CUSTOM MFG.

GARVIN provides a broad array of custom manufacturing services. Contact us whenever you need design assistance or specialized manufacturing capabilities. We'll be glad to help you!



Our Capabilities

- Metal stamping
- Wire forming
- Die casting
- Injection molding
- Machining
- Fabrication
- Prepackaging



4" ROUND WEATHERPROOF BOXES (1-1/2" DEEP)



(15.8 CU. IN.)



WPR505

PART NO.	HOLES	SIZE	STD. PKG.
WPR505	5	1/2"	20
WPR755	5	3/4"	20

4" ROUND WEATHERPROOF BOX COVERS



WPRCVB



WPRCV501



WPRCV502



WPRCV503R



WPRCV503



WPRGSK

PART NO.	HOLES	SIZE	STD. PKG.
WPRCVB	0, FLAT	BLANK	20
WPRCV501	1	1/2"	20
WPRCV502	2	1/2"	20
WPRCV503R	3	1/2"	20
WPRCV503	3	1/2"	20
WPRGSK	GASKET		20



15 AMP GFCI DEVICES

COMMERCIAL GRADE 15A, 125V, 60 Hz

COMPLIES WITH N.E.C.
CODE REQUIREMENTS



PART NO.	COLOR	STD. PKG.
GFCI15WH	WHITE	10
GFCI15IV	IVORY	10
GFCI15GY	GRAY	10
GFCI15BK	BLACK	10
GFCI15AL	ALMOND	10



*BUTTONS MATCH
BODY COLOR!*

20 AMP GFCI DEVICES

COMMERCIAL GRADE 20A, 125V, 60 Hz

COMPLIES WITH N.E.C.
CODE REQUIREMENTS



PART NO.	COLOR	STD. PKG.
GFCI20WH	WHITE	10
GFCI20IV	IVORY	10
GFCI20GY	GRAY	10
GFCI20BK	BLACK	10
GFCI20AL	ALMOND	10



*BUTTONS MATCH
BODY COLOR!*

DECORATIVE SWITCHES



DS15I



DS15W

PART NO.	COLOR	RATING / TYPE	STD. PKG.
DS15I	IVORY	15 AMP, 1 POLE	10
DS15W	WHITE	15 AMP, 1 POLE	10
DSL15W	WHITE	15 AMP, 1 POLE, LIGHTED	10
DS315I	IVORY	15 AMP, 3 WAY	10
DS315W	WHITE	15 AMP, 3 WAY	10
DS415I	IVORY	15 AMP, 4 WAY	10
DS415W	WHITE	15 AMP, 4 WAY	10



WE CAN "PRE-FAB" ELECTRICAL BOXES WITH YOUR CHOICE OF WHIPS, DEVICES, COVERS OR WALLPLATES. SAVES YOU TIME AND LABOR ON THE JOB!

RECESSED RECEPTACLE FOR FLAT SCREEN PLASMA/LCD TV



**EXTERNAL DIMENSIONS
4-1/2" H X 2-3/4" W X 1-3/4" D**

PART NO.	COLOR	RATING	STD. PKG.
RR-WH	WHITE	120V, 15AMP	10
RR-IV	IVORY	120V, 15AMP	10

DECORATIVE RECEPTACLES



DR15SI



DR15SW



PART NO.	COLOR	RATING	GRADE	STD. PKG.
DR15SI	IVORY	15 AMP	RESIDENTIAL	10
DR15SW	WHITE	15 AMP	RESIDENTIAL	10

DUPLEX RECEPTACLES



CR15W



CR20I



PART NO.	COLOR	RATING	GRADE	STD. PKG.
CR15I	IVORY	15 AMP	COMMERCIAL	10
CR15W	WHITE	15 AMP	COMMERCIAL	10
CR20I	IVORY	20 AMP	COMMERCIAL	10
CR20W	WHITE	20 AMP	COMMERCIAL	10
R15SI	IVORY	15 AMP	RESIDENTIAL	10
R15SW	WHITE	15 AMP	RESIDENTIAL	10

TOGGLE SWITCHES



TS15I



TS415W



PART NO.	COLOR	RATING	CONFIGURATION	STD. PKG.
TS15I	IVORY	15 AMP	1 POLE	10
TS15W	WHITE	15 AMP	1 POLE	10
TS20I	IVORY	20 AMP	1 POLE, <i>COMM. GRADE</i>	10
TS20W	WHITE	20 AMP	1 POLE, <i>COMM. GRADE</i>	10
TS315I	IVORY	15 AMP	3-WAY	10
TS315W	WHITE	15 AMP	3-WAY	10
TS415I	IVORY	15 AMP	4-WAY	10
TS415W	WHITE	15 AMP	4-WAY	10

SLIDE DIMMERS

If ya can't afford Dom Perignon® this is the next-best thing!



SLD-600I



SLD-600W



SLD-603W



SLD-603I

PART NO.	COLOR	DESCRIPTION	STD. PKG.
SLD-600I	IVORY	600W, SINGLE POLE	12
SLD-600W	WHITE	600W, SINGLE POLE	12
SLD-603I	IVORY	600W, SINGLE POLE, LED & PRESET SW.	12
SLD-603W	WHITE	600W, SINGLE POLE, LED & PRESET SW.	12

® Dom Perignon is a registered trademark of Moët & Chandon

SINGLE RECEPTACLES




PART NO.	COLOR	RATING	STD. PKG.
SR15I	IVORY	15A, 120V	10
SR15W	WHITE	15A, 120V	10
SR20I	IVORY	20A, 120V	10
SR20W	WHITE	20A, 120V	10
SR15250I	IVORY	15A, 240V	10
SR15250W	WHITE	15A, 240V	10
SR20250I	IVORY	20A, 240V	10
SR20250W	WHITE	20A, 240V	10



Any resemblance to email smileys is entirely unintentional!

STRAIGHT-BLADE RECEPTACLES



PART NO.	DESCRIPTION	STD. PKG.
SBR30-3	30A, 3-POLE, 3-WIRE, DRYER RECEP.	10
SBR30-4	30A, 3-POLE, 4-WIRE, DRYER RECEP.	10
SBR50-3A	50A, 2-POLE, 3-WIRE, RANGE RECEP.	10
SBR50-3	50A, 3-POLE, 3-WIRE, RANGE RECEP.	10
SBR50-4	50A, 3-POLE, 4-WIRE, RANGE RECEP.	10

BLANK PAINTED STEEL WALL PLATES



PS1BW



PS2BI



PS3BW

PART NO.	GANGS	COLOR	STD. PKG.
PS1BW	1	WHITE	25
PS1BI	1	IVORY	25
PS2BW	2	WHITE	25
PS2BI	2	IVORY	25
PS3BW	3	WHITE	25
PS3BI	3	IVORY	25
PS4BW	4	WHITE	25
PS4BI	4	IVORY	25

TOGGLE PAINTED STEEL WALL PLATES



PS1TW



PS2TI



PS3TW

PART NO.	GANGS	COLOR	STD. PKG.
PS1TW	1	WHITE	25
PS1TI	1	IVORY	25
PS2TW	2	WHITE	25
PS2TI	2	IVORY	25
PS3TW	3	WHITE	25
PS3TI	3	IVORY	25
PS4TW	4	WHITE	25
PS4TI	4	IVORY	25


DUPLEX PAINTED STEEL WALL PLATES



PS1DW



PS2DI



PS3DW

PART NO.	GANGS	COLOR	STD. PKG.
PS1DW	1	WHITE	25
PS1DI	1	IVORY	25
PS2DW	2	WHITE	25
PS2DI	2	IVORY	25
PS3DW	3	WHITE	25
PS3DI	3	IVORY	25
PS4DW	4	WHITE	25
PS4DI	4	IVORY	25


DECORATIVE/GFCI PAINTED STEEL WALL PLATES



PS1GW



PS2GI



PS3GW

PART NO.	GANGS	COLOR	STD. PKG.
PS1GW	1	WHITE	25
PS1GI	1	IVORY	25
PS2GW	2	WHITE	25
PS2GI	2	IVORY	25
PS3GW	3	WHITE	25
PS3GI	3	IVORY	25
PS4GW	4	WHITE	25
PS4GI	4	IVORY	25


COMBINATION PAINTED STEEL WALL PLATES



PS1RI



PS2TGW



PS2TDI

PART NO.	GANGS	COLOR	STD. PKG.
PS1RW	1	WHITE	25
PS1RI	1	IVORY	25
PS1PHW	1	WHITE	25
PS1PHI	1	IVORY	25
PS2TDW	2	WHITE	25
PS2TDI	2	IVORY	25
PS2GDW	2	WHITE	25
PS2GDI	2	IVORY	25
PS2TGW	2	WHITE	25
PS2TGI	2	IVORY	25

EXTRA-LONG COMBINATION PAINTED STEEL WALL PLATES




PSXPD1W



PSXPD1I

PART NO.	GANGS	COLOR	STD. PKG.
PSXPD1W	1	WHITE	10
PSXPD1I	1	IVORY	10

STAINLESS STEEL WALL PLATES



PART NO.	GANGS	OPENING	STD. PKG.
----------	-------	---------	-----------

SS1B	1	BLANK	25
SS1D	1	DUPLEX	25
SS1G	1	GFCI/DECORATIVE SWITCH	25
SS1PH	1	.4375" DIA. PHONE/CABLE	25
SS1PO	1	POWER OUTLET 2.125"	25
SS1SR	1	SINGLE RECEPTACLE 1.41"	25
SS1T	1	TOGGLE	25
SS2B	2	BLANK	25
SS2D	2	DUPLEX	25
SS2DG	2	1 DUPLEX & 1 GFCI	25
SS2G	2	2 GFCI	25
SS2MIC	2	MICROPHONE JACK	25
SS2T	2	2 TOGGLE	25
SS2TD	2	TOGGLE / DUPLEX	25
SS2TG	2	TOGGLE / GFCI	25
SS3B	3	BLANK	10
SS3D	3	DUPLEX	10
SS3G	3	GFCI	10
SS3T	3	TOGGLE	10
SS4B	4	BLANK	10
SS4D	4	DUPLEX	10
SS4G	4	GFCI	10
SS4T	4	TOGGLE	10
SS1GINS	1	DECORATIVE INSERT BLNK.	10



SS4D



SS4G



SS4T

1-GANG LEXAN® WALL PLATES



LG1W



LD1I



LT1W



LB1I




LPHON1W



LR1I

PART NO.	OPENING	COLOR	STD. PKG.
LG1I	GFCI/DECORATIVE SWITCH	IVORY	25
LG1W	GFCI/DECORATIVE SWITCH	WHITE	25
LD1I	DUPLEX	IVORY	25
LD1W	DUPLEX	WHITE	25
LT1I	TOGGLE	IVORY	25
LT1W	TOGGLE	WHITE	25
LB1I	BLANK	IVORY	25
LB1W	BLANK	WHITE	25
LPHON1I	.4375" PHONE/CABLE	IVORY	25
LPHON1W	.4375" PHONE/CABLE	WHITE	25
LR1I	1.41" SINGLE REC.	IVORY	25
LR1W	1.41" SINGLE REC.	WHITE	25

CUSTOM STAINLESS STEEL WALL PLATES



**SEND YOUR PRINT
OR SAMPLE FOR A
FREE QUOTE!**

**STOCKING PROGRAMS
AVAILABLE ON
CUSTOM PARTS**


2-GANG LEXAN® WALL PLATES



LG2W



LBGI



LDGW




LTGI



LD2W

PART NO.	OPENING	COLOR	STD. PKG.
LG2I	GFCI/DECORATIVE SWITCH	IVORY	25
LG2W	GFCI/DECORATIVE SWITCH	WHITE	25
LBGI	1 BLANK & 1 GFCI/DECORATIVE SWITCH	IVORY	25
LBGW	1 BLANK & 1 GFCI/DECORATIVE SWITCH	WHITE	25
LDGI	1 DUPLEX & 1 GFCI/DECORATIVE SWITCH	IVORY	25
LDGW	1 DUPLEX & 1 GFCI/DECORATIVE SWITCH	WHITE	25
LTGI	1 TOGGLE & 1 GFCI/DECORATIVE SWITCH	IVORY	25
LTGW	1 TOGGLE & 1 GFCI/DECORATIVE SWITCH	WHITE	25
LD2I	DUPLEX	IVORY	25
LD2W	DUPLEX	WHITE	25

2-GANG LEXAN® WALL PLATES (Cont.)



LBDW




LTDW



LT2I



LB2W



LTRI




LR2W




LPHON2I

PART NO.	OPENING	COLOR	STD. PKG.
LBDI	BLANK / DUPLEX	IVORY	25
LBDW	BLANK / DUPLEX	WHITE	25
LBTI	BLANK / TOGGLE	IVORY	25
LBTW	BLANK / TOGGLE	WHITE	25
LTDI	TOGGLE / DUPLEX	IVORY	25
LTDW	TOGGLE / DUPLEX	WHITE	25
LT2I	TOGGLE	IVORY	25
LT2W	TOGGLE	WHITE	25
LTRI	TOG. / REC. 1.41"	IVORY	25
LTRW	TOG. / REC. 1.41"	WHITE	25
LR2I	1.41" SINGLE REC.	IVORY	25
LR2W	1.41" SINGLE REC.	WHITE	25
LPHON2I	.4375" PHN/CABL	IVORY	25
LPHON2W	.4375" PHN/CABL	WHITE	25
LB2I	BLANK	IVORY	25
LB2W	BLANK	WHITE	25


3-GANG LEXAN® WALL PLATES



LG3W



LTTGI



LD3W



LTTDI




LT3W



LB3I

PART NO.	OPENING	COLOR	STD. PKG.
LG3I	GFCI/DECORATIVE SWITCH	IVORY	10
LG3W	GFCI/DECORATIVE SWITCH	WHITE	10
LTTGI	2 TOG. / 1 GFCI	IVORY	10
LTTGW	2 TOG. / 1 GFCI	WHITE	10
LD3I	DUPLEX	IVORY	10
LD3W	DUPLEX	WHITE	10
LTTDI	2 TOG. / 1 DUPLEX	IVORY	10
LTTDW	2 TOG. / 1 DUPLEX	WHITE	10
LT3I	TOGGLE	IVORY	10
LT3W	TOGGLE	WHITE	10
LB3I	BLANK	IVORY	10
LB3W	BLANK	WHITE	10

4-GANG LEXAN® WALL PLATES



LG4W



LD4I




LT4W



LB4I

PART NO.	OPENING	COLOR	STD. PKG.
LG4I	GFCI/DECORATIVE SWITCH	IVORY	10
LG4W	GFCI/DECORATIVE SWITCH	WHITE	10
LD4I	DUPLEX	IVORY	10
LD4W	DUPLEX	WHITE	10
LT4I	TOGGLE	IVORY	10
LT4W	TOGGLE	WHITE	10
LB4I	BLANK	IVORY	10
LB4W	BLANK	WHITE	10


5-GANG LEXAN® WALL PLATES



LG5W



LD5I



LT5W

PART NO.	OPENING	COLOR	STD. PKG.
LG5I	GFCI	IVORY	10
LG5W	GFCI	WHITE	10
LD5I	DUPLEX	IVORY	10
LD5W	DUPLEX	WHITE	10
LT5I	TOGGLE	IVORY	10
LT5W	TOGGLE	WHITE	10

6-GANG LEXAN® WALL PLATES



LD6I

PART NO.	OPENING	COLOR	STD. PKG.
LG6I	GFCI	IVORY	10
LG6W	GFCI	WHITE	10
LD6I	DUPLEX	IVORY	10
LD6W	DUPLEX	WHITE	10
LT6I	TOGGLE	IVORY	10
LT6W	TOGGLE	WHITE	10

ANCHOR KITS

PART NO.	DESCRIPTION	STD. PKG.
KIT10PK	#10 X 1" SCREWS & RED PLASTIC ANCHORS, 100 PCS./KIT	100
KIT8EZ	#8 X 1-1/2" ZINC DRYWALL EASY ANCHORS & SCREWS, 50 PCS./KIT	50



KIT10PK



KIT8EZ

CONCRETE SCREWS



PART NO.	SIZE	LENGTH	STD. PKG.
TAP-316125	3/16"	1-1/4"	100
TAP-316175	3/16"	1-3/4"	100
TAP-316225	3/16"	2-1/4"	100
TAP-14125	1/4"	1-1/4"	100
TAP-14175	1/4"	1-3/4"	100
TAP-14225	1/4"	2-1/4"	100

TEK SCREWS



PART NO.	SIZE	STD. PKG.
TEK-8075	#8 X 3/4"	100
TEK-8100	#8 X 1"	100
TEK-10075	#10 X 3/4"	100
TEK-10100	#10 X 1"	100

DRYWALL SCREWS



PART NO.	SIZE	LENGTH	STD. PKG.
DWS-6100	#6	1"	100
DWS-6125	#6	1-1/4"	100
DWS-6158	#6	1-5/8"	100
DWS-6200	#6	2"	100

ROOFING NAILS



PART NO.	SIZE	STD. PKG.
RFN-2	2"	100

ELECTRICAL TRADE WASHERS




"W" ROUND



"WFS" FLAT-SIDED
(FITS INSIDE STRUT)



"WC" ROUND SLOTTED



"WBJ" BAR JOIST

PART NO.	OUTSIDE DIAMETER	BOLT SIZE	STD. PKG.
1AW	3/4"	8/32"	100
2W	9/16"	1/8"	100
3W	1/2"	3/16"	100
4W	1-1/4"	3/16"	100
5W	1/2"	1/4" or 3/16"	100
6W	9/16"	1/4" or 3/16"	100
7W	7/8"	1/4" or 3/16"	100
8W	31/32"	1/4"	100
8AW	1-1/4"	1/4"	100
9W	5/8"	5/16"	100
10W	1-1/4"	5/16"	100
11W	31/32"	3/8"	100
12W	1-1/2"	1/4" OR 3/16"	100
12WFS	1-1/2"	1/4" OR 3/16"	100
13W	1-1/2"	1/2"	100
13WFS	1-1/2"	1/2"	100
14AW	1-1/4"	3/8"	100
14W	1-1/2"	3/8"	100
14WFS	1-1/2"	3/8"	100
15W	2"	1/4" or 3/16"	50
16W	2"	3/8"	50
17W	2"	1/2"	50
18WC	1-1/2"	1/4" or 3/16"	100
19W	2-1/2"	1/4" or 3/16"	50
20W	2-1/2"	3/8"	200
23WBJ	1.5 X 2.5"	1/4"	200
24WBJ	1.5 X 2.5"	3/8"	200



Quality Lighting Products

Please see page 164 for bulbs & more!

**Energy-Saving Compact
Fluorescent Bulbs**

13W to 300W

(65W to 1,500W Incandescent Equivalent!)

Reduce your energy bill!

It's easy!




U.S.WAY product users qualify for
up to three **LEED** Credits!



SQUARE STRUT WASHERS

PART NO.	O.D.	BOLT SIZE	STD. COLOR	STD. PKG.
SW-1/4	1-5/8"	1/4"	ZINC	100
SW-5/16	1-5/8"	5/16"	ZINC	100
SW-3/8	1-5/8"	3/8"	ZINC	100
SW-1/2	1-5/8"	1/2"	ZINC	100
SW-5/8	1-5/8"	5/8"	ZINC	100
SW-3/4	1-5/8"	3/4"	ZINC	100
SW-1/4-G	1-5/8"	1/4"	GREEN	100
SW-5/16-G	1-5/8"	5/16"	GREEN	100
SW-3/8-G	1-5/8"	3/8"	GREEN	100
SW-1/2-G	1-5/8"	1/2"	GREEN	100
SW-5/8-G	1-5/8"	5/8"	GREEN	100
SW-3/4-G	1-5/8"	3/4"	GREEN	100
SW-2-1/4	2"	1/4"	ZINC	100
SW-2-5/16	2"	5/16"	ZINC	100
SW-2-3/8	2"	3/8"	ZINC	100
SW-2-1/2	2"	1/2"	ZINC	100
SW-2-5/8	2"	5/8"	ZINC	100
SW-2-3/4	2"	3/4"	ZINC	100


(.25" THICK STEEL)



SW-1/4



SW-1/4-G



SW-2-3/4



RW-3

REDUCING WASHERS

PART NO.	REDUCTION	STD. PKG.
RW-1	3/4" HOLE TO 1/2"	100
RW-2	1" HOLE TO 1/2"	100
RW-3	1" HOLE TO 3/4"	100

NAIL STRAPS (ZINC PLATED)

PART NO.	EMT SIZE	RIGID PIPE	STD. PKG.
NS-50	1/2"	3/8"	100/1000
NS-50FS	1/2"	3/8"	100/1000
NS-75	3/4"	1/2"	100/1000
NS-100	1"	3/4"	100/500



NS-50FS

NS-50



STAINLESS
STEEL ALSO
AVAILABLE
CALL US!

PENCIL ROD

PART NO.	LENGTH	WIRE GAUGE	CLIP & PIN	STD PKG.
PR-4-12	4 FT.	12	YES	100
PR-4	4 FT.	14	YES	100
PR-6	6 FT.	14	YES	100



THREADED ROD

PART NO.	THREAD	LENGTH	TUBE PKG.
TR-1420	1/4"-20	10 FT.	400 FT.
TR-3816	3/8"-16	10 FT.	250 FT.
TR-1213	1/2"-13	10 FT.	120 FT.



ZINC PLATED!

STAINLESS STEEL ALSO AVAILABLE CALL US!

COUPLING NUTS

PART NO.	SIZE	A/F	LENGTH	STD PKG.
CN-1420	1/4"-20	3/8"	7/8"	100
CN-3816	3/8"-16	5/8"	1-3/4"	100
CN-1213	1/2"-13	11/16"	1-3/4"	100
CN-5811	5/8"-11	13/16"	2-1/8"	100
CN-3410	3/4"-10	1"	2-1/4"	100



SAFETY "NAILER" PLATES

(.060 THICK PER N.E.C. CODE)

PART NO.	SIZE	TYPE	STD. PKG.
SP-3	3"L X 1.5"W	WOOD	100
SP-6	6"L X 1.5"W	WOOD	100
SP-3MS	3"L X 1.5"W	METAL	100



SP-3



SP-6



SP-3MS



PEEL & STICK
(NO TOOLS NEEDED!)

WIRE PROTECTOR PAN

PROTECTS WIRES DURING DRYWALLING, PAINTING, ROUTERING, MUDDING, PLASTERING & TILE WORK

GALVANIZED STEEL • REUSABLE!

PART NO.	DESCRIPTION	STD. PKG.
WPP1	1-GANG FOR STEEL PLASTER/MUD RINGS	100
WPP1-P	1-GANG FOR PLASTIC/NONMETALLIC BOXES & PLASTER/MUD RINGS	100



WPP-1



STD. PKG.

"CHICAGO PLENUM" KNOCKOUT SEAL

BAR, SCREW
AND PLATE
PREASSEMBLED

AIR-TIGHT
GASKET
BONDED
TO BACK



GASKET

KOS-300-VT

PART NO.	SIZE	STD. PKG.
KOS-50-VT	1/2"	10
KOS-75-VT	3/4"	10
KOS-100-VT	1"	10
KOS-125-VT	1-1/4"	5
KOS-150-VT	1-1/2"	5
KOS-200-VT	2"	5
KOS-250-VT	2-1/2"	5
KOS-300-VT	3"	5
KOS-350-VT	3-1/2"	5
KOS-400-VT	4"	5
KOS-500-VT	5"	5
KOS-600-VT	6"	5

KNOCKOUT SEALS

PART NO.	SIZE	STD. PKG.
KOS-50	1/2"	100/1000
KOS-75	3/4"	100/500
KOS-100	1"	50/500
KOS-125	1-1/4"	10
KOS-150	1-1/2"	10
KOS-200	2"	10
KOS-250	2-1/2"	10
KOS-300	3"	10
KOS-350	3-1/2"	10
KOS-400	4"	10
KOS-500	5"	10
KOS-600	6"	10

BAR, SCREW
AND PLATE
PREASSEMBLED



KOS-250

"SNAP-IN" KNOCKOUT SEALS

PART NO.	CONDUIT OPENING DIA.	STD. PKG.
SNAP50	1/2"	100
SNAP75	3/4"	100
SNAP100	1"	50
SNAP125	1-1/4"	50
SNAP150	1-1/2"	25
SNAP200	2"	25



RIGHT-ANGLE CONDUIT CLAMPS

PART NO.	EMT/RIGID PIPE SIZE	STD. PKG.
RA50	1/2"	50
RA75	3/4"	50
RA100	1"	25
RA125	1-1/4"	25
RA150	1-1/2"	25
RA200	2"	10
RA250	2-1/2"	10
RA300	3"	10
RA350	3-1/2"	5
RA400	4"	5



RA200

CONDUIT EDGE CLAMPS

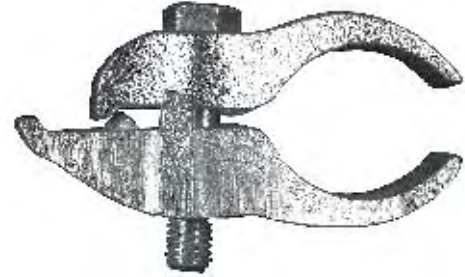
PART NO.	RIGID/EMT PIPE SIZE	STD. PKG.
EDG50	1/2"	50
EDG75	3/4"	50
EDG100	1"	50
EDG125	1-1/4"	25
EDG150	1-1/4"	25
EDG200	2"	25
EDG250	2-1/2"	10
EDG300	3"	10



EDG200


PARALLEL CONDUIT CLAMPS

PART NO.	RIGID/EMT PIPE SIZE	STD. PKG.
PAR50	1/2"	50
PAR75	3/4"	50
PAR100	1"	50
PAR125	1-1/4"	25
PAR150	1-1/2"	25
PAR200	2"	25
PAR250	2-1/2"	10
PAR300	3"	10
PAR350	3-1/2"	10
PAR400	4"	10



ONE-PIECE STRUT CLAMPS

PART NO.	EMT PIPE SIZE	STD. PKG.
OPSC-50	1/2"	100
OPSC-75	3/4"	100
OPSC-100	1"	100
OPSC-125	1-1/4"	100
OPSC-150	1-1/2"	50



ONE-HOLE STRAPS – GALVANIZED

PART NO.	SIZE	PKG. QTY.
OHS-50	1/2"	100/1000
OHS-75	3/4"	100/1000
OHS-100	1"	50/500
OHS-125	1-1/4"	50/500
OHS-150	1-1/2"	25/250
OHS-200	2"	50
OHS-250	2-1/2"	25
OHS-300	3"	10
OHS-350	3-1/2"	10
OHS-400	4"	10



(SNAPS ON EMT CONDUIT)

TWO-HOLE STRAPS

PART NO.	SIZE	PKG. QTY.
THS-50	1/2"	50/500
THS-75	3/4"	50/500
THS-100	1"	25/250
THS-125	1-1/4"	25/250
THS-150	1-1/2"	50
THS-200	2"	50
THS-250	2-1/2"	25
THS-300	3"	10
THS-350	3-1/2"	10
THS-400	4"	10



CONDUIT HANGERS

PART NO.	SIZE	PKG. QTY.
CH-50	1/2"	50/500
CH-75	3/4"	25/250
CH-100	1"	25/250
CH-125	1-1/4"	50
CH-150	1-1/2"	25
CH-200	2"	25
CH-250	2-1/2"	10
CH-300	3"	10
CH-350	3-1/2"	10
CH-400	4"	5



COMBINATION
FLAT/PHILIPS
HEAD SCREW
+ THREADED
HANGER, NO NUT
REQUIRED!

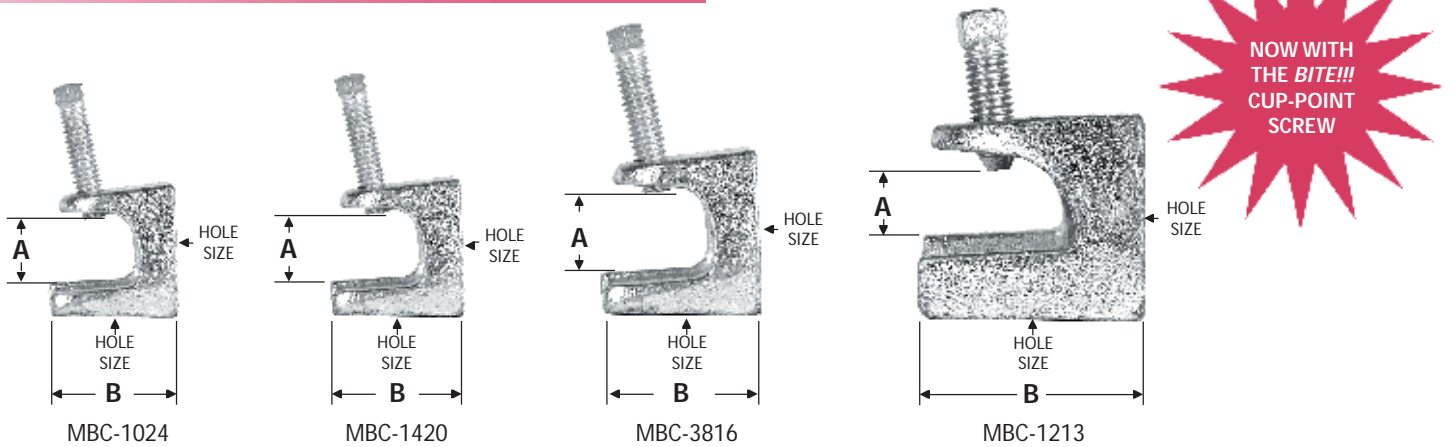


DO YOU NEED LOW VOLTAGE CABLE?

CHECK OUT OUR CAT5E OFFERINGS IN
THE **BULK WIRE & CABLE** SECTION
STARTING ON PAGE 8.



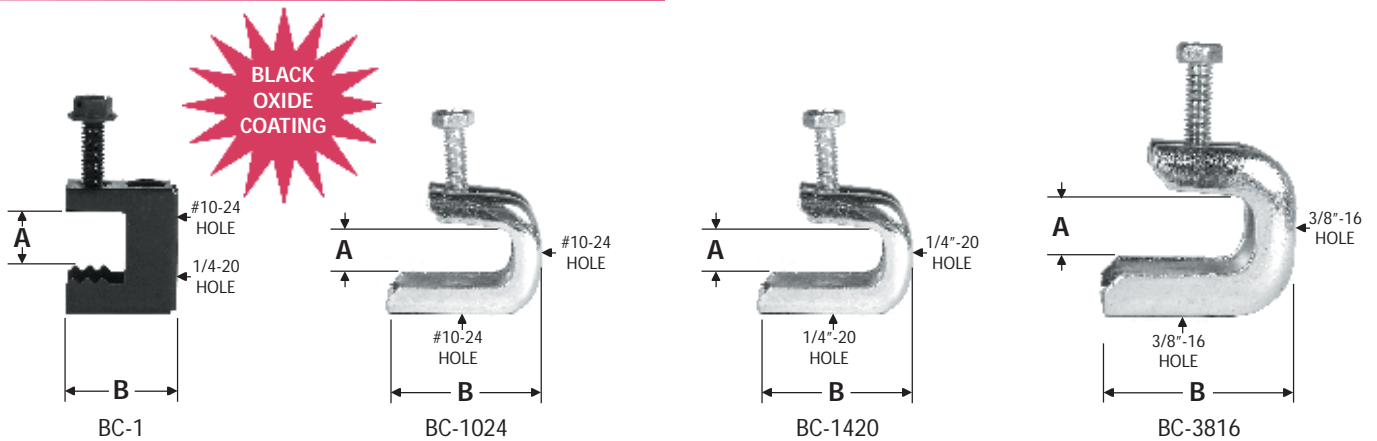
MALLEABLE IRON BEAM CLAMPS



PART NO.	HOLE SIZE	DIM. A	DIM. B	STD. PKG.
MBC-1024	#10-24	3/4"	1-5/16"	100
MBC-1420	1/4-20	3/4"	1-3/8"	100
MBC-51618	5/16-18	3/4"	1-3/8"	25
MBC-3816	3/8-16	1-1/16"	1-5/8"	25
MBC-1213	1/2-13	3/4"	2-5/16	10



STAMPED STEEL BEAM CLAMPS



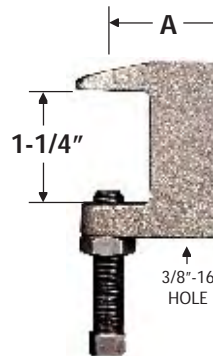
PART NO.	HOLE SIZE	DIM. A	DIM. B	STD. PKG.
BC-1	#10-24 & 1/4"	11/16"	1-3/16"	100
BC-1024	#10-24	5/8"	1-5/8"	100
BC-1420	1/4-20	5/8"	1-5/8"	100
BC-3816	3/8-16	7/8"	2-1/8"	25

PIPE-FITTERS TOP BEAM CLAMP

WITH JAM NUT TO ENSURE NO VIBRATORY
LOOSENING OF SET SCREW!

PART NO.	SIZE	FINISH	DIM. A	STD. PKG.
MFC-1420	1/4-20	PLAIN	1-3/8"	25
MFC-3816	3/8-16	PLAIN	1-3/8"	25
MFC-1213	1/2-13	PLAIN	1-3/8"	25
MFC-5811	5/8-11	PLAIN	1-7/8"	25
MFC-3410	3/4-10	PLAIN	1-7/8"	25
JFC-1420	1/4-20	PLAIN	1-5/16"	25
JFC-3816	3/8-16	PLAIN	1-5/16"	25
JFC-1213	1/2-13	PLAIN	1-5/16"	25
JFC-5811	5/8-11	PLAIN	1-3/4"	25
JFC-3410	3/4-10	PLAIN	1-7/8"	25

(DUCTILE IRON)



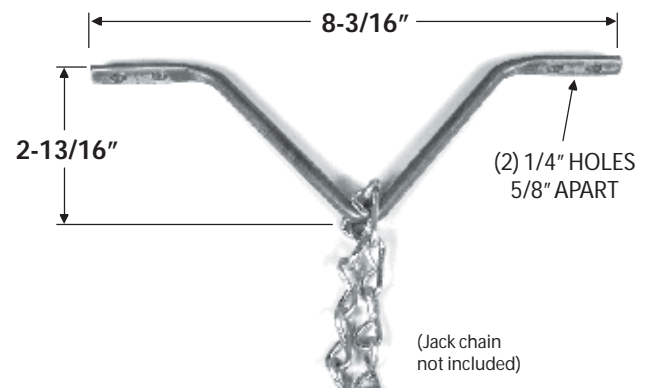
MFC-3816



JFC-3816

V-BRACKET HANGER

HANG FLUORESCENT T3/T5 AND
HIGH-BAY LIGHTS WITH OUR
EZ-MOUNT V-BRACKET!



PART NO.	DESCRIPTION	STD. PKG.
VBKT	STEEL V-BRACKET	100

Wire Protector Pan

(WPP-1)



Protects wires during routing, mudding & painting of drywall!



STOPS WIRE DAMAGE!

See page 34
for more info.

SNAPS IN • GALVANIZED STEEL • REUSABLE!



Phone: 847-455-0188
 Fax: 847-455-0334

CONDUIT, FITTINGS, HUBS & BUSHINGS

EMT THIN-WALL CONDUIT

U.L. 797 LISTED



PART NO.	SIZE	LENGTH	STD. PKG.
EMT-50	1/2"	10 FT.	100 FT.
EMT-75	3/4"	10 FT.	100 FT.
EMT-100	1"	10 FT.	100 FT.
EMT-125	1-1/4"	10 FT.	100 FT.
EMT-150	1-1/2"	10 FT.	100 FT.
EMT-200	2"	10 FT.	100 FT.
EMT-250	2-1/2"	10 FT.	100 FT.
EMT-300	3"	10 FT.	100 FT.
EMT-350	3-1/2"	10 FT.	100 FT.
EMT-400	4"	10 FT.	100 FT.



HEAVY-WALL RIGID CONDUIT

U.L. 6 LISTED

PART NO.	SIZE	LENGTH	STD. PKG.
HW-50	1/2"	10 FT.	100 FT.
HW-75	3/4"	10 FT.	100 FT.
HW-100	1"	10 FT.	100 FT.
HW-125	1-1/4"	10 FT.	100 FT.
HW-150	1-1/2"	10 FT.	100 FT.
HW-200	2"	10 FT.	100 FT.
HW-250	2-1/2"	10 FT.	100 FT.
HW-300	3"	10 FT.	100 FT.
HW-350	3-1/2"	10 FT.	100 FT.
HW-400	4"	10 FT.	100 FT.



STRAIGHT LIQUID-TIGHT CONNECTORS

PART NO.	SIZE	STD. PKG.
LTC-38	3/8"	20
LTC-50	1/2"	20
LTC-75	3/4"	10
LTC-100	1"	5
LTC-125	1-1/4"	5
LTC-150	1-1/2"	5
LTC-200	2"	5

(STEEL)



45° LIQUID-TIGHT CONNECTORS

PART NO.	SIZE	STD. PKG.
LTC-3845	3/8"	20
LTC-5045	1/2"	20
LTC-7545	3/4"	10
LTC-10045	1"	5
LTC-12545	1-1/4"	5
LTC-15045	1-1/2"	5
LTC-20045	2"	5


(STEEL)



90° LIQUID-TIGHT CONNECTORS

PART NO.	SIZE	STD. PKG.
LTC-3890	3/8"	20
LTC-5090	1/2"	20
LTC-7590	3/4"	10
LTC-10090	1"	5
LTC-12590	1-1/4"	5
LTC-15090	1-1/2"	5
LTC-20090	2"	5

(STEEL)



MC/BX SADDLE-TYPE CONNECTOR

(STEEL)

*"BIG BITE" WITH INSULATED THROAT
FOR FLEX, MC, BX, & AC CABLE.*



PART NO.	SIZE	STD. PKG.
DB38IC	3/8"	10
DB50IC	1/2"	100
DB75IC	3/4"	100
DB100IC	1"	50
DB125IC	1-1/4"	50
DB150IC	1-1/2"	25
DB200IC	2"	25
DB250IC	2-1/2"	10
DB300IC	3"	10
DB350IC	3-1/2"	10
DB400IC	4"	10

THREADED RIGID COUPLING

(STEEL)



PART NO.	SIZE	STD. PKG.
RC-50	1/2"	100
RC-75	3/4"	100
RC-100	1"	50
RC-125	1-1/4"	50
RC-150	1-1/2"	25
RC-200	2"	25

STEEL EMT COMPRESSION CONNECTORS



UNINSULATED

PART NO.	TRADE SIZE	STD. PKG.
CCN-50	1/2"	50
CCN-75	3/4"	25
CCN-100	1"	10
CCN-125	1-1/4"	10
CCN-150	1-1/2"	5
CCN-200	2"	5
CCN-250	2-1/2"	5
CCN-300	3"	5
CCN-350	3-1/2"	5
CCN-400	4"	5

INSULATED

CCN-50I	1/2"	50
CCN-75I	3/4"	25
CCN-100I	1"	10
CCN-125I	1-1/4"	10
CCN-150I	1-1/2"	5
CCN-200I	2"	5
CCN-250I	2-1/2"	5
CCN-300I	3"	5
CCN-350I	3-1/2"	5
CCN-400I	4"	5

STEEL EMT SET SCREW CONNECTORS



UNINSULATED

PART NO.	TRADE SIZE	STD. PKG.
SSCN-50	1/2"	100/1000
SSCN-75	3/4"	50/500
SSCN-100	1"	10/100
SSCN-125	1-1/4"	10
SSCN-150	1-1/2"	10
SSCN-200	2"	5
SSCN-250	2-1/2"	5
SSCN-300	3"	5
SSCN-350	3-1/2"	5
SSCN-400	4"	5

INSULATED

SSCN-50I	1/2"	100/1000
SSCN-75I	3/4"	50/500
SSCN-100I	1"	10/100
SSCN-125I	1-1/4"	10
SSCN-150I	1-1/2"	10
SSCN-200I	2"	5
SSCN-250I	2-1/2"	5
SSCN-300I	3"	5
SSCN-350I	3-1/2"	5
SSCN-400I	4"	5

STEEL EMT COMPRESSION COUPLINGS



PART NO.	TRADE SIZE	STD. PKG.
CCP-50	1/2"	50
CCP-75	3/4"	25
CCP-100	1"	10
CCP-125	1-1/4"	10
CCP-150	1-1/2"	10
CCP-200	2"	5
CCP-250	2-1/2"	5
CCP-300	3"	5
CCP-350	3-1/2"	5
CCP-400	4"	5

STEEL EMT SET SCREW COUPLINGS



PART NO.	TRADE SIZE	STD. PKG.
SSCP-50	1/2"	50
SSCP-75	3/4"	25
SSCP-100	1"	10
SSCP-125	1-1/4"	10
SSCP-150	1-1/2"	10
SSCP-200	2"	5
SSCP-250	2-1/2"	5
SSCP-300	3"	5
SSCP-350	3-1/2"	5
SSCP-400	4"	5

WEATHERPROOF BOXES

"Shorts are for the Summer, not for electrical boxes!"

Protect outdoor switches and receptacles from destructive ice and corrosive rain.



See page [110](#) for a great selection of boxes and covers.

GFCI Devices are on page [116](#).

THREE-PIECE COUPLING

THREADED FOR RIGID/IMC CONDUIT

PART NO.	SIZE	STD. PKG.
3PC50	1/2"	100
3PC75	3/4"	100
3PC100	1"	20
3PC125	1-1/4"	20
3PC150	1-1/2"	10
3PC200	2"	10
3PC250	2-1/2"	2
3PC300	3"	2
3PC350	3-1/2"	1
3PC400	4"	1
3PC500	5"	1
3PC600	6"	1



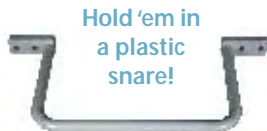
HANG 'EM HIGH! & CONVENIENTLY!

EASILY ROUTE AND ORGANIZE
OVERHEAD CABLES AND WIRING

SEE PAGES [21-25](#) **YEEHAW!**



Spool 'em!



Hold 'em in
a plastic
snare!



Shoot 'em up,
Quick-Shot!



Lay 'em to rest
at the Open "D"




Line 'em up at the wall!



Drive 'em
into the
woods!



Backboard 'em!



Nail 'em
once and
for all!



Hang 'em
from
a beam!



Show 'em
yer metal!



Clip 'em at
the knees!



OK, Corral 'em then!

STEEL SPLIT COUPLINGS

FOR ECONOMICAL JOINING OF TWO
THREADED, RIGID METAL CONDUITS



PART NO.	SIZE	STD. PKG.
SPLT200	2"	1
SPLT250	2-1/2"	1
SPLT300	3"	1
SPLT350	3-1/2"	1
SPLT400	4"	1
SPLT500	5"	1
SPLT600	6"	1

WATERTIGHT HUB (INSULATED THROAT)



(MYERS HUB
EQUIV.)

PART NO.	SIZE	STD. PKG.
WH50	1/2"	20
WH75	3/4"	15
WH100	1"	8
WH125	1-1/4"	5
WH150	1-1/2"	4
WH200	2"	2
WH250	2-1/2"	1
WH300	3"	1
WH350	3-1/2"	1
WH400	4"	1

STEEL REDUCING BUSHING

ZINC PLATED STEEL



PART NO.	REDUCES	STD. PKG.
RB-5038	1/2" TO 3/8"	100
RB-7550	3/4" TO 1/2"	50
RB-10050	1" TO 1/2"	50
RB-10075	1" TO 3/4"	50
RB-12550	1-1/4" TO 1/2"	20
RB-12575	1-1/4" TO 3/4"	20
RB-125100	1-1/4" TO 1"	20
RB-15050	1-1/2" TO 1/2"	10
RB-15075	1-1/2" TO 3/4"	10
RB-150100	1-1/2" TO 1"	10
RB-150125	1-1/2" TO 1-1/4"	10
RB-20050	2" TO 1/2"	10
RB-20075	2" TO 3/4"	10
RB-200100	2" TO 1"	10
RB-200125	2" TO 1-1/4"	10
RB-200150	2" TO 1-1/2"	10

BACK-TO-BACK CONNECTOR



BB-1/2



BB-1/2-2

PART NO.	SIZE	STD. PKG.
BB-1/2	1/2" K.O.	100
BB-3/4	3/4" K.O.	50
BB-1/2-2	1/2" K.O., 2" LONG FOR DEEP WALLS	100

FLOOR FLANGES

PART NO.	SIZE	STD. PKG.
FF50	1/2"	25
FF75	3/4"	25
FF100	1"	25
FF125	1-1/4"	25
FF150	1-1/2"	25
FF200	2"	25



STEEL LOCKNUTS

PART NO.	SIZE	STD. PKG.
LN-50	1/2"	100
LN-75	3/4"	100
LN-100	1"	50
LN-125	1-1/4"	50
LN-150	1-1/2"	25
LN-200	2"	10
LN-250	2-1/2"	10
LN-300	3"	10
LN-350	3-1/2"	5
LN-400	4"	5
LN-500	5"	5
LN-600	6"	5



OFFSET CONDUIT NIPPLES


PART NO.	SIZE	STD. PKG.
OCN50	1/2"	100
OCN75	3/4"	100
OCN100	1"	50
OCN125	1-1/4"	20
OCN150	1-1/2"	20
OCN200	2"	10



ELECTROFORM CONCRETE SLAB PIPE INSERTS



PART NO.	SIZE	STYLE	STD. PKG.
EF50	1/2"	STRAIGHT	10
EF75	3/4"	STRAIGHT	10
EF100	1"	STRAIGHT	10
EFL50	1/2"	90°	10
EFL75	3/4"	90°	10
EFL100	1"	90°	10



EFL50

EF100

MALE ENLARGERS

CHEAPER THAN VIAGRA!

PART NO.	ENLARGES	STD. PKG.
E5075	1/2" MALE TO 3/4" FEMALE	10
E75100	3/4" MALE TO 1" FEMALE	10
E100125	1" MALE TO 1-1/4" FEMALE	10
E125150	1-1/4" MALE TO 1-1/2" FEM.	10



NO-THREAD CONNECTOR & COUPLINGS

PART NO.	SIZE	CONNECTORS
		STD. PKG.
RT50	1/2"	25
RT75	3/4"	25
RT100	1"	25
RT125	1-1/4"	10
RT150	1-1/2"	1
RT200	2"	1
COUPLINGS		
RTC50	1/2"	25
RTC75	3/4"	25
RTC100	1"	10
RTC125	1-1/4"	1
RTC150	1-1/2"	1
RTC200	2"	1



CHASE NIPPLES (NO VERBS HERE)

*FOR CONNECTING RIGID
COUPLING TO A JUNCTION BOX.*

PART NO.	TRADE SIZE	DIM. A	DIM. B	STD. PKG.
CHN50	1/2"	1.050	.585	250
CHN75	3/4"	1.310	.545	250
CHN100	1"	1.640	.710	25
CHN125	1-1/4"	2.095	.840	25
CHN150	1-1/2"	2.410	.835	25
CHN200	2"	2.945	.900	10
CHN250	2-1/2"	3.955	1.200	10
CHN300	3"	4.390	1.490	10
CHN350	3-1/2"	4.925	1.395	5
CHN400	4"	5.420	1.395	5
CHN500	5"	6.950	1.800	5
CHN600	6"	8.370	2.165	5





Phone: 847-455-0188
 Fax: 847-455-0334

CONDUIT, FITTINGS, HUBS & BUSHINGS

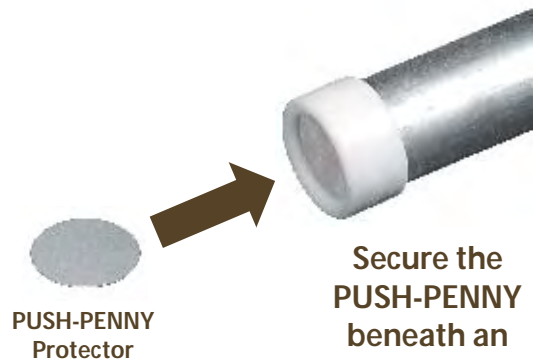
EMT INSULATING BUSHING

PART NO.	SIZE	STD. PKG.
IB-50	1/2"	50
IB-75	3/4"	50
IB-100	1"	25
IB-125	1-1/4"	25
IB-150	1-1/2"	25
IB-200	2"	25
IB-250	2-1/2"	10
IB-300	3"	10
IB-350	3-1/2"	5
IB-400	4"	5



PUSH-PENNY CONDUIT PROTECTOR


PART NO.	SIZE	STD. PKG.
PNY50	1/2"	50
PNY75	3/4"	50
PNY100	1"	25
PNY125	1-1/4"	25
PNY150	1-1/2"	25
PNY200	2"	25
PNY250	2-1/2"	10
PNY300	3"	10
PNY350	3-1/2"	5
PNY400	4"	5



Secure the **PUSH-PENNY** beneath an **EMT INSULATING BUSHING** to keep out rain, concrete, slush & mud.

CUSTOM MFG.

GARVIN provides a broad array of custom manufacturing services. Contact us whenever you need design assistance or specialized manufacturing capabilities. We'll be glad to help you!



Our Capabilities

- Metal stamping
- Wire forming
- Die casting
- Injection molding
- Machining
- Fabrication
- Prepackaging



ROMEX/BX CABLE CLAMPS



PART NO.	SIZE	DESCRIPTION	STD. PKG.
RXCN-50	1/2"	ROMEX CONN. FOR NON-ARMORED SEC CABLE, NON-WATERTIGHT	100
BXCN-50	1/2"	BX/MC CONNECTOR, NON-WATERTIGHT (NOT SHOWN)	100

SPLIT-COLLAR GROUNDING BUSHING

U.S. Patent No. 6,840,782

INSTALLS BEFORE OR *AFTER* WIRES ARE CONNECTED!

ADVANTAGES

- Installs *after* wire pull!
- Position lug anywhere on pipe.
- Extra tight clamp-on design ensures solid ground.
- Lug cast into body to ensure reliable ground.



PART NO.	SIZE	STD. PKG.
SCGB-100	1"	10
SCGB-125	1-1/4"	10
SCGB-150	1-1/2"	10
SCGB-200	2"	10
SCGB-250	2-1/2"	5
SCGB-300	3"	5
SCGB-350	3-1/2"	5
SCGB-400	4"	5



SPLIT-COLLAR GROUNDING BUSHING

BRONZE GROUND CLAMPS

FOR BARE ARMORED GROUND WIRE


PART NO.	TRADE SIZE	MATERIAL /SCREW	STD. PKG.
GCA50100	1/2" - 1"	BRNZ/STEEL	20
GCAB50100*	1/2" - 1"	BRNZ/BRNZ	20
GCA125200	1-1/4" - 2"	BRNZ/STEEL	10
GCA250400	2-1/2" - 4"	BRNZ/STEEL	5
GCA450600	4-1/2" - 6"	BRNZ/STEEL	5

*UL RATED FOR DIRECT BURIAL

FOR BARE GROUND WIRE

PART NO.	TRADE SIZE	MATERIAL /SCREW	STD. PKG.
GCB50100	1/2" - 1"	BRNZ/STEEL	25
GCB50100*	1/2" - 1"	BRNZ/BRNZ	25
GCBR50100	1/2" - 1"	BRNZ/STEEL	25
GCB125200	1-1/4" - 2"	BRNZ/STEEL	10
GCB125200*	1-1/4" - 2"	BRNZ/BRNZ	10
GCB250400	2-1/2" - 4"	BRNZ/STEEL	5
GCB450600	4-1/2" - 6"	BRNZ/STEEL	5


*UL RATED FOR DIRECT BURIAL



GCA



GCB



ZINC DIE-CAST GROUND CLAMP

FOR BARE GROUND WIRE

PART NO.	TRADE SIZE	MATERIAL /SCREW	STD. PKG.
GCBZ50100	1/2"-1"	DIE CAST/STEEL	25

BRONZE GROUND CLAMPS (JUNIOR)

FOR REBAR

PART NO.	TRADE SIZE	MATERIAL /SCREW	STD. PKG.
GCR50100	1/2" - 1"	BRNZ/BRSS	25

Spare the rod while grounding junior!



BRONZE GROUND ROD CLAMPS (DIRECT BURIAL)


**U.L. CERTIFIED
FOR DIRECT
BURIAL**



PART NO.	TRADE SIZE	MATERIAL /SCREW	STD. PKG.
GRC50	1/2"	BRNZ/BRNZ	20
GRC58	5/8"	BRNZ/BRNZ	20
GRC75	3/4"	BRNZ/BRNZ	10

BRONZE GROUND CLAMP WITH STRAP & HUB

PART NO.	CLAMP SIZE	HUB SIZE	STD. PKG.
GCH5010050	1/2" - 1"	1/2"	10
GCH5010075	1/2" - 1"	3/4"	10
GCH50100100	1/2" - 1"	1"	10



BRONZE CONDUIT HUB

PART NO.	TRADE SIZE	MATERIAL /SCREW	STD. PKG.
H50	1/2"	BRNZ/STEEL	25
H75	3/4"	BRNZ/STEEL	25
H100	1"	BRNZ/STEEL	20



"CHAPTER 86" GROUNDING TAG

PART NO.	DESCRIPTION	STD. PKG.
JTAG	GROUNDING TAG	25



GROUNDING ACCESSORIES



PART NO.	DESCRIPTION	STD. PKG.
GS	#10-32 X 3/8, HEX, GREEN, PHILIP/SLOT COMBO. HEAD	100/1000
GC	CLIP FOR #14 & #16 SOLID WIRE TO SIDE OF BOX	100/1000
PTB	#10-32 SCREW WITH 6" BARE SOLID #14 WIRE	100/1000
PTI	8" LONG INSULATED #14 STRANDED PIGTAIL W/ CAPTIVE #10-32 GREEN GROUND SCREW & SPADE/FORK TERM.	100/1000
PTISOL	8" LONG #14 SOLID PIGTAIL W/ CAPTIVE #10-32 GREEN GROUND SCREW	100
PTI12GA	8" LONG INSULATED #12 STRANDED PIGTAIL W/ CAPTIVE #10-32 GREEN GROUND SCREW & SPADE/FORK TERM.	100/1000
PTISOL12GA	8" LONG #12 SOLID PIGTAIL W/ CAPTIVE #10-32 GREEN GROUND SCREW	100

IF YOU'RE INSTALLING EMT OR RIGID, LET US CONNECT YOU WITH A GREAT LINE OF CONDUIT CONNECTORS?



SEE PAGES 146 – 156 IN CONDUIT, FITTINGS, HUBS & BUSHINGS

SPLIT-COLLAR GROUNDING BUSHING

U.S. Patent No. 6,840,782

INSTALLS BEFORE OR *AFTER* WIRES ARE CONNECTED!

ADVANTAGES

- Installs *after* wire pull, unlike solid bushings!
- Position lug anywhere on pipe.
- Extra tight clamp-on design ensures solid ground.
- Lug cast into body to ensure reliable ground.



PART NO.	SIZE	STD. PKG.
SCGB-100	1"	10
SCGB-125	1-1/4"	10
SCGB-150	1-1/2"	10
SCGB-200	2"	10
SCGB-250	2-1/2"	5
SCGB-300	3"	5
SCGB-350	3-1/2"	5
SCGB-400	4"	5



SPLIT-COLLAR GROUNDING BUSHING



Phone: 847-455-0188
Fax: 847-455-0334

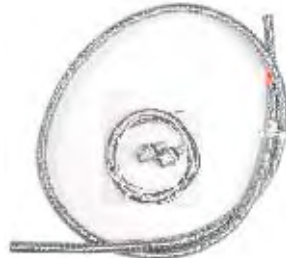
POWER CORDS, GRIPS & WHIPS

CHICAGO PLENUM FIXTURE WHIPS & CONNECTORS

FLEXIBLE METALLIC TUBING



FMT-38



PWHP-2U



PWHP-2A

PART NO.	DESCRIPTION	STD. PKG.
FMT-38	3/8" CONNECTOR FOR FLEXIBLE METALLIC TUBING	100
PWHP-2A	6' L., 3/8" TUBING W/ (2) 14 AWG WIRES & 2 CONNECTORS (Preassembled)	50
PWHP-3A	6' L., 3/8" TUBING W/ (3) 14 AWG WIRES & 2 CONNECTORS (Preassembled)	50
PWHP-4A	6' L., 3/8" TUBING W/ (4) 14 AWG WIRES & 2 CONNECTORS (Preassembled)	50
PWHP	6' LONG EMPTY METALLIC TUBING WITH & 2 CONNECTORS (Preassembled)	50

*Prices subject to change depending on current price of copper.



Quality Lighting Products

Please see page 164 for bulbs & more!

Energy-Saving Compact Fluorescent Bulbs

13W to 300W

(65W to 1,500W Incandescent Equivalent!)



U.S.WAY product users qualify for up to three **LEED** Credits!



Reduce your energy bill! It's easy!



BX/MC LIGHT FIXTURE WHIPS



WHP-2

Make these whips a fixture in your arsenal!



WHP-3

PART NO.	DESCRIPTION	STD. PKG.
WHP-2	6' LONG, BX/MC CABLE PREASSEMBLED WITH (2) 14 GA. STRANDED WIRES & (2) CONNECTORS. READY TO INSTALL. (BLK/WHT)	50
WHP-3	6' LONG, BX/MC CABLE PREASSEMBLED WITH (3) 14 GA. STRANDED WIRES & (2) CONNECTORS. READY TO INSTALL. (BLK/WHT/GRN)	25
WHP-4	6' LONG, BX/MC CABLE PREASSEMBLED WITH (4) 14 GA. STRANDED WIRES & (2) CONNECTORS. READY TO INSTALL. (BLK/WHT/GRN/RED)	25

*Prices subject to change depending on current price of copper.

BX/MC BULK CABLE

PART NO.	DESCRIPTION	STD. PKG.
WHB-3850	50 FT. OF 3/8" O.D. BX/MC CABLE	50 FT.
WHB-38100	100 FT. OF 3/8" O.D. BX/MC CABLE	100 FT.
WHB-5050	50 FT. OF 1/2" O.D. BX/MC CABLE	50 FT.
WHB-50100	100 FT. OF 1/2" O.D. BX/MC CABLE	100 FT.



Don't put family and employees at risk!

Protect them with these high-quality GFCI devices!

Quantity discounts are available. Call us!

See page 116 for 20A models

Shunt those shorts to ground!



GFCI15WH
WHITE



GFCI15IV
IVORY



GFCI15GY
GRAY



GFCI15BK
BLACK



GFCI15AL
ALMOND

In stock!
Ready for Delivery

15 Amp - UL-Listed

Buttons match body color!

COMMERCIAL GRADE
15A, 125V, 60 Hz
ALL MODELS COMPLY WITH NEW UL & NEC CODE REQUIREMENTS

CORD GRIP STRAIN RELIEF CONNECTORS



PART NO.	SIZE	COLOR	CORD RANGE	STD. PKG.
CG50250	1/2"	RED	.15" TO .25" DIA.	100
CG50350	1/2"	WHITE	.25" TO .35" DIA.	100
CG50450	1/2"	BLUE	.34" TO .45" DIA.	100
CG50560	1/2"	GREEN	.45" TO .56" DIA.	100
CG50650	1/2"	BROWN	.55" TO .65" DIA.	100
CG75250	3/4"	RED	.15" TO .25" DIA.	50
CG75350	3/4"	WHITE	.25" TO .35" DIA.	50
CG75450	3/4"	BLUE	.35" TO .45" DIA.	50
CG75560	3/4"	GREEN	.45" TO .56" DIA.	50
CG75650	3/4"	BROWN	.56" TO .65" DIA.	50
CG75750	3/4"	YELLOW	.65" TO .75" DIA.	50
CG75850	3/4"	PURPLE	.75" TO .85" DIA.	50
CG1001050	1"	BLACK	.95" TO 1.05" DIA.	25
CG100560	1"	RED	.45" TO .56" DIA.	25
CG100650	1"	BROWN	.50" TO .65" DIA.	25
CG100750	1"	YELLOW	.65" TO .75" DIA.	25
CG100850	1"	PURPLE	.75" TO .85" DIA.	25
CG100950	1"	GRAY	.85" TO .95 " DIA.	25
CG1251050	1-1/4"	BLACK	.95" TO 1.05" DIA.	25
CG1251150	1-1/4"	ORANGE	1.05" TO 1.15" DIA.	25
CG1251250	1-1/4"	RED	1.15" TO 1.25" DIA.	25
CG1251375	1-1/4"	WHITE	1.25" TO 1.375" DIA.	25
CG125850	1-1/4"	PURPLE	.75" TO .85" DIA.	25
CG125950	1-1/4"	GRAY	.85" TO .95" DIA.	25
CG1501050	1-1/2"	BLACK	.95" TO 1.05" DIA.	10
CG1501150	1-1/2"	ORANGE	1.05" TO 1.15" DIA.	10
CG1501250	1-1/2"	RED	1.15" TO 1.25" DIA.	10
CG1501375	1-1/2"	WHITE	1.25" TO 1.375" DIA.	10

GFCI PROTECTED POWER CORD



PART NO.	DESCRIPTION	STD. PKG.
GFI64	POWER CORD W/ GFCI RECEPT., 6 FT., YELLOW	1



EXTENSION CORDS, ILLUMINATING

- 3-WIRE GROUNDED
- FLEXIBLE TO -50°F
- VISUAL POWER INDICATOR

PART NO.	COLOR	LENGTH	STD. PKG.
ILY102	YELLOW	10 FT.	1
ILY152	YELLOW	15 FT.	1
ILY252	YELLOW	25 FT.	1
ILY502	YELLOW	50 FT.	1
ILY1002	YELLOW	100 FT.	1



BLUE "ARCTIC" EXTENSION CORDS


- TRIPLE TAP
- 3-WIRE GROUNDED
- FLEXIBLE TO -58°F
- #12 AWG CONDUCTORS
- ARCTIC BLUE JACKET

PART NO.	COLOR	LENGTH	STD. PKG.
TCB152	BLUE	15 FT.	1
TCB252	BLUE	25 FT.	1
TCB502	BLUE	50 FT.	1
TCB1002	BLUE	100 FT.	1



Made in the U.S.A.!


UTILITY DROPWIRE MOUNTING BRACKETS



FB



SDP



RFT-100



CHOKR-1 & CHOKR-2



A REAL SOB-1

PART NO.	DESCRIPTION	FEATURES	STD. PKG.
FB	FORKBOLT	12" LONG	10
SDP	SERVICE DROP BRACKET	10-5/8"L, 19/32" HOLE, 2-3/8" SLOT	10
RFT-100	ROOF TIE	GALV., PREASSEMBLED W/ HDW.	10
CHOKR-1	WEDGE CLAMP	SMALL - FOR CABLE SIZES - ACSR/AAAC: #2-#6 ALUMINUM: #1-#6	10
CHOKR-2	WEDGE CLAMP	LARGE - FOR CABLE SIZES - ACSR/AAAC: 4/0-2/0 ALUMINUM: 4/0-2/0	10
SOB-1	STANDOFF BRACKET	POLE-MOUNTED STANDOFF BRACKET	10

PORCELAIN WIRE HOLDERS



PWHL & PWHM



PWHH



PWHA

PART NO.	DESCRIPTION	SIZE	STD. PKG.
PWHL	LIGHT DUTY	1-11/16"	10
PWHM	MEDIUM DUTY	2-1/4"	10
PWHH	HEAVY DUTY (STEEL REINFORCED)	2-1/4"	10
PWHA	HEAVY DUTY, ADJUSTABLE FOR PIPE/POLE ATTACHMENT	1-1/4" - 3"	10

SERVICE ENTRANCE CAPS


*SOLID ALUMINUM CLAMP-ON STYLE
FOR RIGID PIPE*

PART NO.	PIPE SIZE	STD. PKG.
SEC50	1/2"	15
SEC75	3/4"	10
SEC100	1"	7
SEC125	1-1/4"	5
SEC150	1-1/2"	24
SEC200	2"	8
SEC250	2-1/2"	3
SEC300	3"	3
SEC350	3-1/2"	3
SEC400	4"	2



ROOF JACKS (GALVANIZED STEEL)

PART NO.	SIZE	STD. PKG.
RJ50	1/2"	24
RJ75	3/4"	24
RJ100	1"	24
RJ125	1-1/4"	24
RJ150	1-1/2"	24
RJ200	2"	24
RJ300	3"	12
RJ400	4"	12



ROOF MASTIC SEALANT

PART NO.	DESCRIPTION	STD. PKG.
MSTK	FOR ROOF PENETRATIONS & ROOF JACKS/RISER KITS	1



SERVICE ENTRANCE KITS & ALUMINUM TUBE

KIT INCLUDES ALL HARDWARE SHOWN FOR INSTALLATION

ROOF MASTIC SOLD SEPARATELY! (ON PREVIOUS PAGE)

PART NO.	SQ. TUBE LENGTH	HDW. KIT	STD. PKG.
100 AMP			
ST-100A-6	6 FT	YES	1
ST-100A-8	8 FT	YES	1
ST-100A-10	10 FT	YES	1
ST-100A-12	12 FT	YES	1
ST-100A-14	14 FT	YES	1
ST-100A-16	16 FT	YES	1
ST-100A-18	18 FT	YES	1
ST-100A-20	20 FT	YES	1
200 AMP			
ST-200A-6	6 FT	YES	1
ST-200A-8	8 FT	YES	1
ST-200A-10	10 FT	YES	1
ST-200A-12	12 FT	YES	1
ST-200A-14	14 FT	YES	1
ST-200A-16	16 FT	YES	1
ST-200A-18	18 FT	YES	1
ST-200A-20	20 FT	YES	1



ATTRACTIVE SQUARE-TUBE DESIGN FOR BEAUTIFUL EXTERIOR SERVICE DROPS!

2-1/2" SQUARE ALUMINUM TUBES

PART NO.	TUBE LENGTH	STD. PKG.
TUBE 6	6 FT	1
TUBE 8	8 FT	1
TUBE 10	10 FT	1
TUBE 12	12 FT	1
TUBE 14	14 FT	1
TUBE 16	16 FT	1
TUBE 20	20 FT	1

(TUBE ONLY – NO HARDWARE KIT INCLUDED)





Phone: 847-455-0188
Fax: 847-455-0334

LIGHTING, LAMPS & ACCESSORIES

Compact fluorescent lamps (CFLs) are the energy-saving wave of the future.

And you can purchase them today!

What makes these new bulbs a better lighting alternative?

★ **Very Low Energy Consumption**

Only 18% of that consumed by incandescent bulbs. You **save 82%** on your electric bill while conserving energy! **Get paid to be green!**

★ **Very Long Operating Life**

Typical CFL life is a whopping **10,000 hours!** Incandescents typically last only 1000 hours. So you would **replace only 1 CFL instead of 10 incandescent bulbs!** At 6 hours of use per day for a 100W-equivalent bulb, and 8¢/kWh, that's a **\$64 savings!** **And the CFL lasts 4½ years!**

★ **Full-Spectrum Color Rendering**

The CRI (or Color Rendering Index) for CFLs is 82-86 on average, typically better than those for other CFLs on the market. Their balanced red-green-blue output is easier on the eyes and won't cause undesirable tints in photos and home videos.

★ **Safe, Low-Temperature Operation**

Compact fluorescent lamps operate well below 100°F. This puts significantly less load on your air conditioning system while also ensuring safe conditions for children, pets and fire prevention. Incandescent bulbs can burn your hands while halogen bulbs, typically operating near 1000°F, can start fires!

Let's talk tech on CFL features and advantages

Advances in electronics, phosphor coatings, and reduction of tube size have established CFLs in their leading position in global energy-conservation programs. Their excellent color rendition and the wide variety of available sizes, shapes, and wattages make them suitable for all new and retrofit applications.



Outstanding Features

- VOC-FREE components per LEED Standard
- Reliable operation down to -25°C (-13°F)
- Phosphor: HI-VISION
- RGB colors balanced
- Electronically switchable (by photocells, etc.)
- High Output up to 300W (1,500W incandescent equiv.)

GARVIN CFL Specifications

- Lumens Per Watt: 76.5 Average
- Color Rendering Index: 86 Average
- Color Temperatures: 2700K, 3200K, 4100K, 5500K, 6500K
- Life span: 10,000 hrs
- Power Factor: > 0.65
- Total Harmonic Distortion: <9.8
- Operation: Flicker-free, silent
- Start-up: Instant (within 1/12 of a second)
- Initial Illumination: 95% at start-up
- Time to 100% of initial lumens: 2.78 seconds
- Operating Frequency: less than FCC, CFR, Pt. 18 limits.
- Ballasts: Electronic

SUPER-HIGH-OUTPUT 200W & 300W COMPACT FLUORESCENT LIGHT BULBS

- ▶ **100V to 300V Universal Voltage**
- ▶ **Up to 300W (1,500W incandescent equiv.)**
- ▶ **82% Energy Savings over incandescents**
- ▶ **Silent, Flicker-Free operation**
- ▶ **10,000 Hour Rated Life Span**
- ▶ **Electronic Ballast - Instant Start**
- ▶ **Suitable for Indoor & Outdoor use**
- ▶ **High CRI: 82**
- ▶ **Reliable Operation down to -13°F (-25°C)**
- ▶ **Works with electronic switches**
- ▶ **Mogul Socket Base**
- ▶ **Earn LEED Credits**



CF12Q66 300W (Mogul)
12 Plug-in Lamps (26W Ea.)

*Each Plug-in lamp
is independently replaceable!*

PART NO.	WATTS	EQUIV. INCAN. OUTPUT (W)	OPERATING VOLTAGE	STYLE	LUMENS	COLOR TEMP.	BASE TYPE	OVERALL LENGTH
CF12Q66200WMOG	200W	1,000	110-277	12Q	14,400	5500K	MOGUL	12-3/4"
CF12Q66300WMOG	300W	1,500	110-277	12Q	21,600	5500K	MOGUL	13-1/2"

COMPACT FLUORESCENT LIGHT BULBS (2-PIN BASE)

(Plug-in Replacements for CF12Q66 models above)

**ALTO[®]-Equivalent Low-Mercury
10,000 Hour Rated Life Span**

Use 18W for CF12Q66200WMOG (200W)

Use 26W for CF12Q66300WMOG (300W)



PART NO.	WATTS	EQUIV. INCAN. OUTPUT (W)	STYLE	LUMENS	COLOR TEMP.	BASE TYPE	LENGTH
CF2UPLC1855	18W	90	2U	1,200	5500K	G24D-2	5-1/2"
CF2UPLC2655	26W	130	2U	1,800	5500K	G24D-3	6-1/4"

®ALTO is a registered trademark of Philips Lighting Co.

SUPER-HIGH-OUTPUT 105W COMPACT FLUORESCENT LIGHT BULBS

- ▶ **105W (500W incandescent equivalent)**
- ▶ **82% Energy Savings over incandescents**
- ▶ **Silent, Flicker-Free operation**
- ▶ **10,000 Hour Rated Life Span**
- ▶ **Electronic Ballast - Rapid Start**
- ▶ **Suitable for Indoor & Outdoor use**
- ▶ **High CRI: 86, RGB Balanced**
- ▶ **Reliable Operation down to -13°F (-25°C)**
- ▶ **Works with electronic switches**
- ▶ **Earn LEED Credits**



105 Watts
(500W incandescent equivalent!)

PART NO.	WATTS	EQUIV. INCAN. OUTPUT (W)	VOLTS	STYLE	LUMENS	COLOR TEMP.	BASE TYPE	LENGTH
CFS32105321E26MED	105W	500	120	SPIRAL	6,720	3200K	E26 MED.	10-5/8"
CFS32105551E26MED	105W	500	120	SPIRAL	6,720	5500K	E26 MED.	10-5/8"
CFS32105651E26MED	105W	500	120	SPIRAL	6,720	6500K	E26 MED.	10-5/8"
CFS32105652E39MOG	105W	500	277	SPIRAL	6,720	6500K	MOGUL	10-5/8"

HIGH-OUTPUT COMPACT FLUORESCENT LIGHT BULBS

All the great features listed above plus a variety of wattages and color temperatures!

PART NO.	WATTS	EQUIV. INCAN. WATTS	VOLTS	STYLE	LUMENS	COLOR TEMP.	BASE TYPE	LENGTH
CFS2445321E26MED	45W	200	120	SPIRAL	2,880	3200K	E26 MED.	6-3/4"
CFS2445551E26MED	45W	200	120	SPIRAL	2,880	5500K	E26 MED.	6-3/4"
CFS2455321E26MED	55W	250	120	SPIRAL	3,520	3200K	E26 MED.	6-3/4"
CFS2455551E26MED	55W	250	120	SPIRAL	3,520	5500K	E26 MED.	6-3/4"
CFS3065321E26MED	65W	300	120	SPIRAL	4,160	3200K	E26 MED.	7"
CFS3065551E26MED	65W	300	120	SPIRAL	4,160	5500K	E26 MED.	7"
CFS3085321E26MED	85W	400	120	SPIRAL	5,500	3200K	E26 MED.	8-1/2"
CFS3085551E26MED	85W	400	120	SPIRAL	5,500	5500K	E26 MED.	8-1/2"
CFS3085651E26MED	85W	400	120	SPIRAL	5,500	6500K	E26 MED.	8-1/2"



Lighting Glossary

- Color Rendering Index (CRI):** expresses the effect of a light source on the color appearance of objects. Values for common light source vary from about 20 to 99. The higher the number, the more realistic and true to life the objects appear.
- Color Temperature:** indicates the color appearance of light in Kelvin degrees from 2700°K perceived as Warm, through 4100°K(White), up to 500°K (Day Light).
- Lumen:** is the quantity of light emitted by a source. For example, a dinner candle provides about 12 lumens. A 60-watt Soft White incandescent bulb provides about 840 lumens.
- Efficacy:** measures the total of lumens emitted by a light source divided by the total lamp power input, expressed as lumens per watt. Average efficacy for CFLs is 50-83 lm/Watt.



Phone: 847-455-0188
Fax: 847-455-0334

LIGHTING, LAMPS & ACCESSORIES

SPIRAL COMPACT FLUORESCENT BULBS

*The same illumination as incandescents at 82% lower energy use!
Lasts 10 times longer! Energy Star approved!
The perfect replacement for hotel table lamps!*



PART NO.	WATTS	EQUIV. INCAN.		STYLE	LUMENS	COLOR		BASE TYPE	LENGTH
		OUTPUT (W)	VOLTS			TEMP.			
CFS2027271E26MED	27W	130	120	SPIRAL	1,700	2700K		E26 MED.	6"

MINI COMPACT FLUORESCENT BULBS – CONVENIENT 4-PACK

*82% Energy Savings with these warm-white bulbs!
10,000 Hr. Life. Energy Star approved! CRI: 82!
Universal application throughout the house or office.*



PART NO.	WATTS	EQUIV. INCAN.		STYLE	LUMENS	COLOR		BASE TYPE	LENGTH
		(W)	VOLTS			TEMP.			
CFS1720271E26MED	20W	90	120	SPIRAL	1,290	2700K		E26 MED.	5-1/4"

COMPACT FLUORESCENT REFLECTOR SPOTLIGHT – 15 WATTS

*Replaces 75W PAR spotlight and provides 82% energy savings!
A great alternative for recessed lights in apartments & hotels!*



PART NO.	WATTS	INCAN.		COLOR		LIFE		LUMENS
		INCAN. (W)	VOLTS	TEMP.	CRI	(HRS.)		
CFR2815271E26MED	15	75	120	2700K	82	10,000		1150

PLUG-IN COMPACT FLUORESCENT LIGHT BULBS (4-PIN BASE)

*Higher lumen output than competitor's bulbs and at lower cost!
Energy Star approved! Shorter than its German DULUX equivalent.*



PART NO.	WATTS	EQUIV. INCAN.		STYLE	LUMENS	COLOR		BASE TYPE	LENGTH
		(W)	VOLTS			TEMP.			
CF3UPLC13271	13W	65	120	3U	825	2700K		GX24Q-1	3.8"
CF3UPLC18271	18W	90	120	3U	1250	2700k		GX24Q-2	4.3

COLLOIDAL REFLECTOR BULBS

Ideal for recessed cans and ramp lights!
20% more light than from standard CF reflectors!



PART NO.	WATTS	EQUIV. INCAN. (W)	VOLTS	LUMENS	COLOR TEMP.	BASE TYPE	DIA.
CFC3823551E26MED	23W	135	120	1600	5500K	E26 MED.	4-3/4"

T5 FLUORESCENT TUBES



- ▶ **Instant Start (0-122°F)**
- ▶ **20,000 Hr. Life**
- ▶ **Triphosphor 2nd Coating**
- ▶ **Excellent Color Rendering**
- ▶ **Double Coat 95% High Lumen Maintenance**

PART NO.	WATTS	VOLTS	LUMENS	CRI	COLOR TEMP.	BASE	LENGTH
F54T5/835	54W	120	4700	86	3500K	G5	45-3/4"
F54T5/841	54W	120	4900	86	4100K	G5	45-3/4"
F54T5/850	54W	120	5100	86	5000K	G5	45-3/4"



T8 FLUORESCENT TUBES



- ▶ **ALTO®-Equivalent Low-Mercury**
 - ▶ **Excellent Color Rendering (TL841)**
 - ▶ **3500K & 4100K Available**
 - ▶ **20,000 Hr. Life**
 - ▶ **Instant Start**
- ®ALTO is a registered trademark of Philips Lighting Co.


PART NO.	WATTS	VOLTS	LUMENS	CRI	COLOR TEMP.	BASE	LENGTH
F32T8/TL735	32W	120	2730	78	3500K	Med. Bipin	48"
F32T8/TL741	32W	120	2710	78	4100K	Med. Bipin	48"
F32T8/TL841	32W	120	2800	86	4100K	Med. Bipin	48"



LOW & HIGH-BAY REFLECTORS FOR SUPER-HIGH OUTPUT BULBS

- ▶ **Brushed or Polished Aluminum**
- ▶ **Use with our Deck Pan ceiling boxes**
- ▶ **Mogul base socket (CS-3202)**

KIT PART NO.	BAY CEILING HEIGHT	HOUSING HEIGHT
CAR-108	LOW/MED	11-13/16"
CS-3202	HIGH	17-23/32"
MOG-SOCK	(MOGUL SOCKET FOR CS-3202)	



Pan Deck Box Mounting with Hands-Free Hanger



18-1/2" (47 cm)
CS-3202



105W CFL Max.
13-25/32" (35 cm)
CAR-108



Phone: 847-455-0188
Fax: 847-455-0334

LIGHTING, LAMPS & ACCESSORIES

T5 HIGH-POWER SPECULAR TROFFERS (3 X 54W & 4 X 54W)

60% ENERGY SAVINGS!

UNIVERSAL VOLTAGE 100-300V

SAVE 60% COMPARED TO T12

5000 LUMENS EACH TUBE!

LIGHTWEIGHT DESIGN

CRI: 86 PF > 1

INSTANT START

EFFICACY: 119-137 lm/Watt

HIGH-BAY APPLICATIONS TO 45 FT.



PART NO.	LAMP WATTS	LAMPS	ENERGY USED	OPERATING VOLTAGE	LUMENS	CRI	DIMS.	PKG. QTY.	MIN. ORDER
YW354T5	54	3	109 W	110-277	15,000	86	24" X 48"	6/CTN.	24 PCS.
YW454T5	54	4	146 W	110-277	20,000	86	24" X 48"	6/CTN.	24 PCS.


Do you need more wiring space?

Or more room for a speaker, horn, dimmer or GFCI device?

Go to page **75** for details.



**EXTRA DEEP BOXES
34% MORE
WIRING SPACE!**



SWIVEL FIXTURE HANGERS FOR 4" SQUARE BOXES

**BALL JOINT ALLOWS 20° SWING FROM VERTICAL.
LOAD RATED AT 50 LBS.**

PART NO.	PIPE SIZE	STD. PKG.
SC-5075HF	1/2" & 3/4"	25
SC-50	1/2"	25
SC-75	3/4"	25

U.S. PATENT NO. 6,649,837



SC-5075HF

SC-50 & SC-75

**ALLOWS 1-PERSON
FIXTURE HANGING!**
(SEE PG. 68)

SWIVEL FIXTURE HANGERS FOR 4" ROUND & OCTAGON BOXES

**BALL JOINT ALLOWS 20° SWING FROM VERTICAL.
LOAD RATED AT 50 LBS.**

PART NO.	PIPE SIZE	STD. PKG.
SC-5075HFR	1/2" & 3/4"	25
SC-50R	1/2"	25
SC-75R	3/4"	25

U.S. PATENT NO. 6,649,837



SC-5075HFR

SC-50R & SC-75R

**ALLOWS 1-PERSON
FIXTURE HANGING!**
(SEE PG. 68)

SWIVEL FIXTURE HANGER FOR 4-11/16" SQUARE BOXES

**BALL JOINT ALLOWS 20° SWING FROM VERTICAL.
LOAD RATED AT 50 LBS.**


PART NO.	PIPE SIZE	STD. PKG.
SC-507511B	1/2" & 3/4"	10



SC-507511B

LIGHT FIXTURE STEMS

PART NO.	LENGTH	I.P.S. PIPE SIZE	THREADS PER INCH	STD. PKG.
LFS-250-6	6"	1/4"	18	240
LFS-250-8	8"	1/4"	18	160
LFS-250-9	9"	1/4"	18	160
LFS-250-12	12"	1/4"	18	160
LFS-250-15	15"	1/4"	18	80
LFS-250-18	18"	1/4"	18	80
LFS-250-21	21"	1/4"	18	80
LFS-250-24	24"	1/4"	18	80
LFS-250-27	27"	1/4"	18	25
LFS-250-30	30"	1/4"	18	25
LFS-250-36	36"	1/4"	18	25
LFS-250-42	42"	1/4"	18	25
LFS-250-48	48"	1/4"	18	25
LFS-250-54	54"	1/4"	18	25
LFS-250-60	60"	1/4"	18	25
LFS-250-66	66"	1/4"	18	25
LFS-250-72	72"	1/4"	18	25
LFS-250-84	84"	1/4"	18	25
LFS-250-96	96"	1/4"	18	25
<hr/>				
LFS-375-6	6"	3/8"	18	150
LFS-375-8	8"	3/8"	18	150
LFS-375-9	9"	3/8"	18	100
LFS-375-12	12"	3/8"	18	100
LFS-375-15	15"	3/8"	18	50
LFS-375-18	18"	3/8"	18	50
LFS-375-21	21"	3/8"	18	50
LFS-375-24	24"	3/8"	18	50
LFS-375-27	27"	3/8"	18	25
LFS-375-30	30"	3/8"	18	25
LFS-375-36	36"	3/8"	18	25
LFS-375-42	42"	3/8"	18	25
LFS-375-48	48"	3/8"	18	25
LFS-375-54	54"	3/8"	18	25
LFS-375-60	60"	3/8"	18	25
LFS-375-66	66"	3/8"	18	25
LFS-375-72	72"	3/8"	18	25
LFS-375-84	84"	3/8"	18	25
LFS-375-96	96"	3/8"	18	25



**17 GAUGE WHITE POWDER-COATED
STEEL TUBING
THREADED 3/4" BACK ON
EACH END
1/2" I.P.S. STEMS CAN BE
MADE TO ORDER**

OUTSIDE DIAMETER OF IPS STEMS

STEM SIZE	O.D.
1/4" IPS	1/2"
3/8" IPS	5/8"
1/2" IPS	3/4"




**STOCK FINISH
IS WHITE POWDER
COATING. BLACK
AND OTHER
FINISHES ARE
AVAILABLE ON
REQUEST!**

DECORATIVE SLEEVES & ALL THREAD TUBE

24 GAUGE WHITE POWDER-COATED
DECORATIVE STEEL SLEEVES
PRE-CUT 1/4" I.P.S. ALL THREAD TUBES

PART NO.	LENG.	I.P.S. SIZE	SLEEVE GAUGE	STD. PKG.
AT12-1/4	12"	1/4"	----	160/BOX
AT36-1/4	36"	1/4"	----	40/BOX
SL11-5/8	11"	----	24	100/BOX
SL35-5/8	35"	----	24	25/BOX



LIGHT FIXTURE CANOPY SETS (1/4" IP STEMS)

PART NO.	CANOPY STYLE	COLOR	MASTER CARTON
C-405	#48 SHALLOW	S.R.I. WHITE	100/BOX
C-406	#48 SHALLOW	S.R.I. WHITE	100/BOX



C-405

PART NO.	CANOPY STYLE	COLOR	MASTER CARTON
C-415	#87 FLAT	S.R.I. WHITE	100/BOX
C-416	#48 SHALLOW	S.R.I. WHITE	100/BOX



C-415

WITH #35 1/4" IP TAPPED HALF BALL
(50° SWIVEL)

(ADD WPB FOR WHITE POWDER-COATED BALL)

PART NO.	CANOPY STYLE	COLOR	MASTER CARTON
C-445	#43 W/ SD. HOLES	WHITE	50/BOX
C-446	#43 W/ SD. HOLES	WHITE	50/BOX



C-445

LIGHT FIXTURE CANOPY SETS (3/8" IP STEMS)

(ADD -PR FOR PAINTED SLIP RING)

PART NO.	CANOPY STYLE	COLOR	MASTER CARTON
C-500	#40	WHITE	50/BOX



C-500

(ADD -PR FOR PAINTED SLIP RING)

PART NO.	CANOPY STYLE	COLOR	MASTER CARTON
C-501	#41 W/ #14 S.R.I.	WHITE	50/BOX



C-501

(ADD -PR FOR PAINTED SLIP RING)

PART NO.	CANOPY STYLE	COLOR	MASTER CARTON
C-504	#41 W/ S.R.I.	WHITE	50/BOX



C-504

PART NO.	CANOPY STYLE	COLOR	MASTER CARTON
C-515	#88 FLAT	WHITE	100/BOX



C-515

PART NO.	CANOPY STYLE	COLOR	MASTER CARTON
C-517	#117 5"	WHITE	100/BOX



C-517

LIGHT FIXTURE CANOPY SETS (3/8" IP STEMS) (Cont.)

WITH #34 3/8" IP TAPPED HALF BALL
(45° SWIVEL)

(ADD PB FOR PAINTED HALF BALL)

PART NO.	CANOPY STYLE	COLOR	MASTER CARTON
C-545	#43 W/SIDE HOLES	WHITE	50/BOX



C-545

WITH #147 1/2" IP TAPPED HALF BALL
WHITE (45° SWIVEL)

PART NO.	CANOPY STYLE	COLOR	MASTER CARTON
C-645	#43 W/SIDE HOLES	WHITE	50/BOX



C-645

DECORATIVE CEILING LIGHT RIMS

PAINTABLE PLASTIC RESIN



TRMROM (ROMAN)



TRMDEC (DECO)



TRMFLO (FLORENTINE)



TRMEGY (EGYPTIAN)

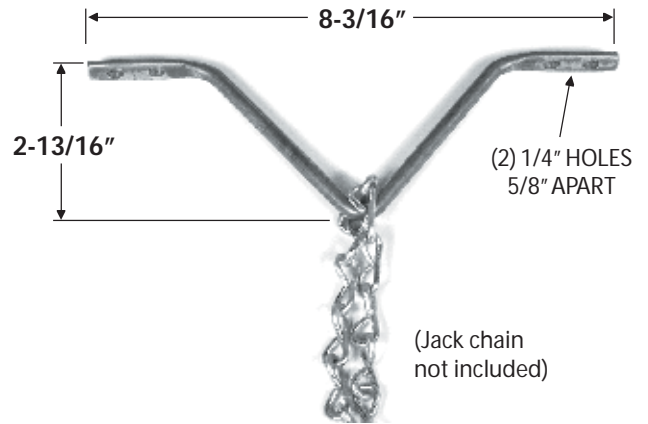
PART NO.	COLOR	STD. PKG
TRMROM	WHITE	1
TRMDEC	WHITE	1
TRMFLO	WHITE	1
TRMEGY	WHITE	1
TRMVIC	WHITE	1



TRMVIC (VICTORIAN)

V-BRACKET HANGER

HANG FLUORESCENT T5/T3 AND HIGH-BAY LIGHTS WITH OUR EZ-MOUNT V-BRACKET



PART NO.	DESCRIPTION	STD. PKG.
VBKT	STEEL V-BRACKET	100

JACK CHAIN & S-HOOKS

PART NO.	SIZE	STD. PKG.
JC-100	#12 SINGLE LOOP CH.	100 FT.
SH-11	#11 "S" HOOK	100




4" SQUARE SELF-LEVELING DEVICE RINGS




- Quick install!**
- Always perfectly aligned!**

SEE PAGE 30 FOR MORE INFO.




SLR-1

SLR-2



VERTICAL MOUNT



HORIZONTAL MOUNT

LAMP HOLDERS



P1 & PPC1
PORCELAIN



PF-50
PORCELAIN



PF-50-PC
PORCELAIN



PF-50-DU
PORCELAIN



PL-50
BAKELITE



PL-50-PC
PORCELAIN



P2 & PPC2
POLYURETHANE



P154C41

PART NO.	MATERIAL	FEATURES	STD. PKG.
P1	PORCELAIN	KEYLESS	50
PPC1	PORCELAIN	PULL CHAIN	50
PF-50	PORCELAIN	WITHOUT WIRE	48/CTN.
PF-50W	PORCELAIN	WITH WIRE (UL1015, 16AWG, 6")	48/CTN.
PF-50-PC	PORCELAIN	PULL CHAIN WITHOUT WIRE	48/CTN.
PF-50-PCW	PORCELAIN	PULL CHAIN W/ WIRE (UL1015, 16AWG, 6")	48/CTN.
PF-50-DU	PORCELAIN	OUTLET & PULL CHAIN, WITHOUT WIRE	48/CTN.
PL-50	BAKELITE	WITHOUT WIRE	48/CTN.
PL-50W	BAKELITE	WITH WIRE (UL1015, 16AWG, 6")	48/CTN.
PL-50-PC	BAKELITE	PULL CHAIN WITHOUT WIRE	48/CTN.
PL-50-PCW	BAKELITE	PULL CHAIN W/ WIRE (UL1015, 16AWG, 6")	48/CTN.
P2	POLYURETHANE	KEYLESS	48
PPC2	POLYURETHANE	PULL CHAIN	50
P154C41	STEEL/PORC.	STEEL COVER W/ YOKE & PREWIRED PIGTAILS	50

UNIVERSAL BALLAST BRACKETS

PART NO.	LENGTH	STD. PKG.
BLST-525	5-1/4"	100
BLST-725	7-1/4"	100



DON'T FORGET THE SMALL STUFF!

See page 131 for details.



Strut Washers



TEK Screws



Trade Washers



Drywall Screws



Roofing Nails



Trade Washers



Strut Washers



Anchor Kits



Concrete Screws



Nail Straps



Trade Washers

PVC ELECTRICAL TAPE

PART NO.	COLOR	STD. PKG.
TAPEBK	BLACK	10
TAPEBR	BROWN	10
TAPEBU	BLUE	10
TAPEGN	GREEN	10
TAPEGY	GRAY	10
TAPERD	RED	10
TAPEWH	WHITE	10
TAPEYE	YELLOW	10



STEEL DRILL BITS & EXTENSIONS

FOR WOOD BORING

PART NO.	DESCRIPTION	STD. PKG.
BIT-1	1" DIA. BIT	1
BIT-1-1/8	1-1/8" DIA. BIT	1
BIT-1-1/4	1-1/4" DIA. BIT	1
BIT-1-3/8	1-3/8" DIA. BIT	1
BIT-1-1/2	1-1/2" DIA. BIT	1
EXT-3-1/2	3-1/2" EXTENSION	1
EXT-6	6" EXTENSION	1
EXT-12	12" EXTENSION	1
EXT-18	18" EXTENSION	1



EXTENSION (1/2" DIA.)

STEEL WHEELS

EXTRA HEAVY DUTY!!

ALL STEEL, ZINC PLATED, BALL BEARING HUB

CENTERED & OFFSET HUB TYPES!



PART NO.	FITS AXLE	WHEEL DIAMETER	WHEEL WIDTH	HUB WIDTH	HUB TYPE	WEIGHT RATING	STD. PKG.
75C	1/4"	1-7/8"	5/8"	13/16"	CNTRD.	2000 LBS.	100
75CC	1/4"	1-7/8"	5/8"	13/16"	OFFSET	2000 LBS.	100



Phone: 847-455-0188
 Fax: 847-455-0334

TOOLS & INSTALL ACCESSORIES

MIXING PAIL & LID

PART NO.	DESCRIPTION	STD. PKG.
LID	PLASTIC LID	1
PAIL	4 GAL. W/ HANDLE	1



PULL LINE

PART NO.	TENSILE STRENGTH	STD. PKG.
PL-230	230 LB.	6500 FT/PAIL
PL-500	500 LB.	2200 FT/PAIL



MARKING TOOLS

PART NO.	DESCRIPTION	STD. PKG.
CP	CARPENTER'S PENCIL	1
SHARN	CARP. PENCIL SHARPENER	1
SHRP	PERMANENT MARKER	1



SHRINKWRAP



PART NO.	GAUGE	WIDTH	ROLL LENGTH	STD. PKG.
SHRINK	70 MIL	12"	1500 FT.	4 ROLLS
SHRINKDIS	DISPENSER			1





Phone: 847-455-0188
 Fax: 847-455-0334

TOOLS & INSTALL ACCESSORIES

WIRE-PULLING "PAL"



(U.S. PATENT NO. 09,996,295)

PUL-PAL

PULL WIRES EASIER AND FASTER!

NO MORE HANG-UPS ON BOX EDGES!

NO MORE SKINNING & RESTARTS!



CONSTANT ROLLER CONTACT!


ATTACHES TO ALL CONDUIT BOXES, COVERS & RINGS!

CUTS WIRE DRAG BY 50%!

PART NO.	DESCRIPTION	STD. PKG.
PULPAL	WIRE PULLING AID WITH BUILT-IN ROLLERS. MOUNTS TO ALL BOXES & RINGS	10

PACKAGING TAPE

Send your employees packing with transparency or opaqueness!



COLORS:
CARTON BROWN
OR WHITE

PART NO.	DESCRIPTION	STD. PKG.
TAPECLR	CLEAR TAPE, 1-7/8" W X 328 FT.	36 ROLLS
TAPEFBR	FIBER TAPE, 3" W X 450 FT.	10 ROLLS

WIRE PROTECTOR PAN

FITS INTO
ALL BRANDS OF
PLASTER/MUD
RINGS

KEEPS WIRING SAFE FROM DAMAGE!

**PROTECTS WIRES DURING DRYWALLING, PAINTING,
ROUTERING, MUDDING, PLASTERING & TILE WORK**

GALVANIZED STEEL • SNAPS IN • REUSABLE!



WPP-1



NO MORE
MUD IN DEVICE
HOLES!

NO MORE
SKINNED WIRES
AND BLOWN
CIRCUITS!

NO MORE
PAINTED
WIRES!

PART NO.	DESCRIPTION	STD. PKG.
WPP1	1-GANG FOR STEEL PLASTER/MUD RINGS	100
WPP1-P	1-GANG FOR PLASTIC/NONMETALLIC BOXES & PLASTER/MUD RINGS	100



Phone: 847-455-0188
 Fax: 847-455-0334

TOOLS & INSTALL ACCESSORIES

CONDUIT MEASURING TAPE

*180 LBS. TENSILE STRENGTH
 SEQUENTIAL FOOT MARKINGS*



PART NO.	DESCRIPTION	STD. PKG.
CMT-3000	MEASURING TAPE	3000 FT

TOGGLE LOCKOUT DEVICE



PART NO.	DESCRIPTION	STD. PKG.
TOGLOK	TOGGLE SWITCH LOCKOUT	10

MOISTENED HAND TOWELS

*PREMOISTENED - REMOVES THE TOUGHEST STAINS!
 72 TOWELS PER TUB*



PART NO.	DESCRIPTION	STD. PKG.
SCRUBS	10-1/2" X 12-1/4" TOWELS	1

WIPING RAGS



PART NO.	DESCRIPTION	STD. PKG.
WRSS-10	10 LBS. OF RAGS	10 LBS.
WRSS-25	10 LBS. OF RAGS	25 LBS.



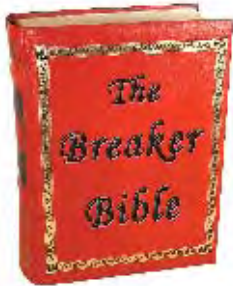
Phone: 847-455-0188
Fax: 847-455-0334

TOOLS & INSTALL ACCESSORIES

CIRCUIT BREAKER DATABASE CD

THE BREAKER BIBLE

A searchable database of every circuit breaker manufactured since 1940!



Hardcopy not included.

Includes the following:

- Detailed photographs
- Electrical specifications
- Dimensions
- Application
- Interchangeability Guide
- Availability & Pricing
- Years made, Current/Obsolete

Find a replacement for that ancient breaker you came across during a renovation.

View all the specs. and ratings of a model so you can make an informed, safe decision.

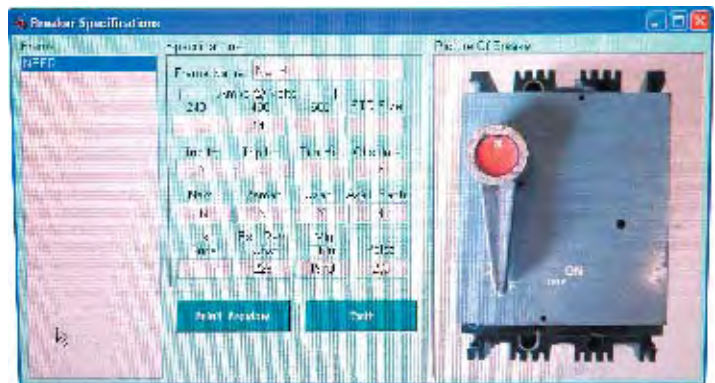


Seek and ye shall find!

**"It's a sin...
...to replace the whole breaker panel
when you can simply consult **The Good Book.**"**



Start here by selecting likely manufacturer and model.



Then view specifications and photo to find a match.

*Original logos and all associated logos are trademarks of Duncan Enterprises. © Material & Content Copyrighted 1999-2006, Duncan Enterprises, All Rights Reserved.

PART NO.	DESCRIPTION	STD. PKG.
BB-1	THE BREAKER BIBLE	1

CONDUIT BENDERS



STANDARD RADIUS

BNDR-1/2 & -3/4
DUCTILE IRON



LABOR-SAVING "CHICAGO"-STYLE SHORT RADIUS

BNDRSET (SET SCREW MOUNT)
CAST IRON



BNDR (SCREW-ON MOUNT)
ALUMINUM

HNDL
(HEAVY-DUTY STEEL)




PART NO.	DESCRIPTION	MATERIAL	STD. PKG.
HNDL	HANDLE, 38 IN. LONG, 3/4" THREAD	H-D STEEL	1
SHORT RADIUS			
BNDRSET	BENDER HEAD (1/2" EMT W/SET SCR.)	CAST IRON	1
BNDR	BENDER HEAD (1/2" EMT THREADED)	CAST ALUM.	1
STANDARD RADIUS			
BNDR-1/2	BENDER HEAD (1/2" EMT THREADED)	DUCTILE IRON	1
BNDR-3/4	BENDER HEAD (3/4" EMT THREADED)	DUCTILE IRON	1

LADDER PIPE SUPPORT BRACKETS

CROSS+ CUT

- Converts your ladder into a pipe vise!
- Brackets snap onto all ladder steps
- Securely holds up to 1" diameter pipe, rod or tube during cutoff
- Rugged aluminum construction
- Don't weaken your ladder with holes & notches!



PART NO.	DESCRIPTION	STD. PKG.
CRSCUT	PIPE CUTOFF SUPPORT BRKTS.	1 PR.

METAL FISH TAPE



PART NO.	LENGTH	STD. PKG.
FTM35	35 FEET	1
FTM50	50 FEET	1

NYLON FISH TAPE



REPAIRABLE
TIP!

PART NO.	LENGTH	STD. PKG.
FTP50	50 FEET	1

DUCT SEAL

PART NO.	SIZE	STD. PKG.
DS1	1 LB. BAG	1
DS5	5 LB. BAG	1



SUPER JET HAND DRYERS

- **MAINTENANCE FREE!**
- **SAVES 90% OVER PAPER TOWELS!**
- **WIND VELOCITY: 51 FT./SEC. - 35 MPH!**
- **AIRFLOW VOLUME: 275 CU. FT./MIN!**
- **HANDS DRY IN 7 SECONDS!**
- **MOISTURE-RESISTANT & VANDAL-PROOF**
- **PAINTED, CAST-ALUMINUM HOUSING**
- **HAND SENSOR* ACTIVE FROM 2" TO 12"**
- **ADJUSTABLE "ON" TIMER: 30-60 SEC.**
- **AUTO POWER OFF AFTER 2 MIN.**
- **WALL MOUNT (4 BOLTS INCLUDED)**

(*Automatic model only)



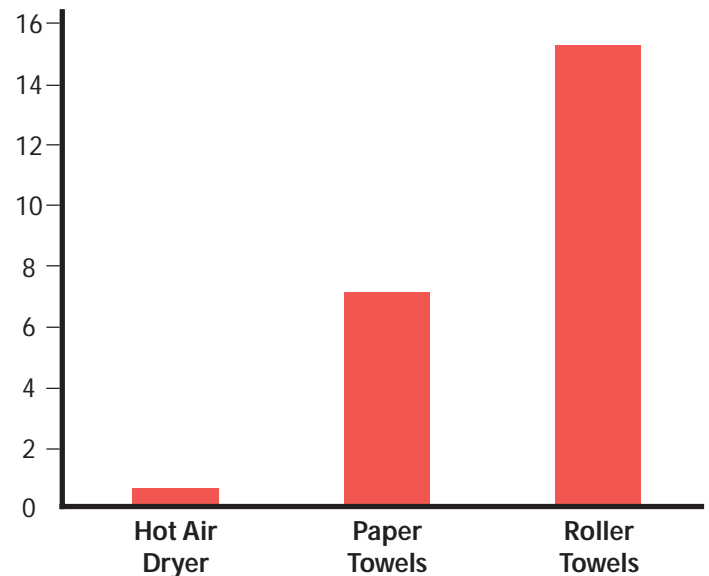
HDAUT
(Automatic Start)



HDMAN
(Pushbutton Start)

**Quit throwing away dollars
in paper towels!!**

Relative Cost Comparison
for 100 Hand Dryings



PART NO.	DESCRIPTION	STD. PKG.
HDAUT	HAND DRYER - AUTO	1
HDMAN	HAND DRYER - MANUAL	1

Fire Stop Products
 Cable Ties & Mounts
 Patch Cords, Patch Panels
 Raceways, Conduit Bushings
 Beam Clamps, Screw Clips
 Bridle & D-Rings, J-Hooks
 Wire Spools & Nail Clips
 Box Eliminators



Drill Bits, Elec. Hand Dryers
 Bubble Level, Wire Protectors
 Pulling Tapes, Twine & Pul-Pal
 Electrical Tape, Pencils, Markers
 Packing Supplies, Shrinkwrap
 Sealants, Shop Rags, Scrubs
 Ropes, Casters & Chains




Aluminum Entrance Heads
 Weatherproof Boxes & Covers
 Round & Square Covers & Gaskets
 Conduit Bodies - Al., Iron, Stainless
 Flat / Domed Conduit Body Covers
 Round Weatherproof Boxes
 Service Entrance Elbows



Thinwall & Rigid Conduit
 Flanges, Electroform Inserts
 Reducer Bushings & Nipples
 Couplers & Ground Bushings
 Water-tight Hubs, Locknuts
 Fixture Whips & Hangers
 Liquid-tight Connectors



Knockout Seals, Nail Straps
 Threaded Rod, Coupling Nuts
 Trade Washers & Strut Washers
 Roofing Nails, Safety Nailer Plates
 Drywall, Concrete & Tek-Screws
 Conduit Brackets & Straps
 Custom Mfg. Services



3700 Sandra Street
 Franklin Park, IL 60131
 Phone: 847-455-0188
 Fax: 847-455-0334

WWW.GARVININDUSTRIES.COM