



Rittal – RiLine Class and NH



Fuse holders for the
North American market

Powerful safety devices for the North American market



RiLine NH isolators, sizes NH 00 to 3, for the use of NH fuses with UR approval.

In addition to the existing type testing of RiLine NH isolators to DIN EN 60 947-3, sizes NH 00 to 3 have also undergone UL testing for the use of NH fuses with UR approval.

Particularly in the field of drive technology, where the use of fuses specifically designed for semiconductor protection is often required, this creates assembly-friendly and time- and space-saving configuration alternatives for applications in the North American market.

Benefits/features of RiLine NH:

- The same unit for both UL and IEC applications
- Approved to the very latest UL/CSA standard UL 4248-1/CSA C22.2 No. 4248-1
- Versions for mounting plate assembly or for direct mounting on 60 mm busbar systems as well as PLS 800 and PLS 1600
- 3-pole, suitable for use as fuse carrier
- Use of NH 00 – NH 3 fuses to VDE 0636-201, EN 60 629-2-1
- Reliable contact hazard protection with isolator lid and internal contact hazard protection covers
- Self-locking voltage test holes and lid lock/seal





Rittal extends the RiLine Class family with 3 new J-Class variants.

For J-Class fuse inserts of:

- 61 – 100 A
- 101 – 200 A
- 201 – 400 A

An important addition to the existing range of RiLine Class fuse holders for cylindrical fuses Class CC up to 30 A, and Class J up to 30 and 60 A.

In terms of design and technology, these are based on the popular RiLine NH range.

All 3 sizes are available in a top-mounted variant for

- Direct mounting on 60 mm busbar systems or
- Mounting plate assembly.

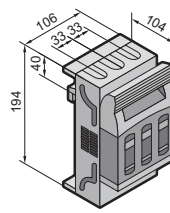



Benefits/features of RiLine Class:

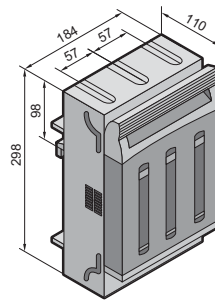
- Approved to the very latest UL/CSA standard UL 4248-1/UL 4248-8/CSA C22.2 No. 4248-1-07/CSA C22.2 No. 4248.8-07
- Fuse holder for the use of American-standard J-Class fuses
- Versions for mounting plate assembly or for direct mounting on 60 mm busbar systems as well as PLS 800 and PLS 1600
- 3-pole, for use as fuse carriers
- For cylindrical J-Class fuses to UL 248-8 in 3 current ranges: 61 – 100 A/101 – 200 A/201 – 400 A
- Reliable contact hazard protection with isolator lid and internal contact hazard protection covers
- Self-locking voltage test holes and lid lock/seal

Rittal RiLine NH (60 mm mounting plate assembly)

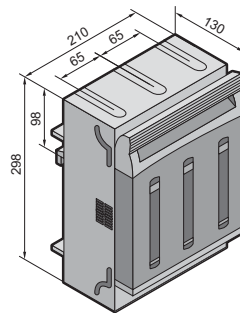
NH bus-mounting on-load isolator, size 00 to 3 (fuse holder)



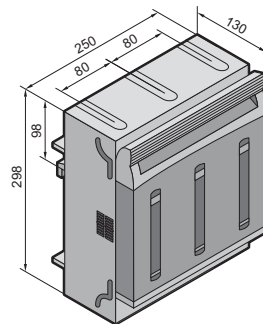
1



2



3



4

Suitable for feeder circuits to UL 508A up to 600 V.

Material:

Chassis, lid, contact hazard protection: Polyamide PA6

Colour:

RAL 7035

Approvals:

IEC 60 947-3
UL 4248-1
CSA C22.2 No. 4248-1

Note:

The technical specifications are based on UL-Standard test results. If using the devices in the IEC market, please use the technical specifications of RiLine NH isolators to IEC 60 947-3.

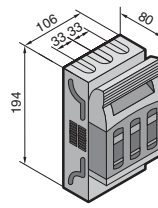

For mounting on 60 mm bar systems, PLS 800 and PLS 1600.



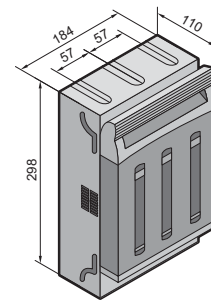
Design	Packs of	1		2		3		4	
Size		Size 00		Size 1		Size 2		Size 3	
Rated operating current I _e		160 A		250 A		400 A		630 A	
Rated operating voltage U _e		600 V AC							
Fuse standard		VDE 0636-201, EN 60 269-2-1							
Number of poles		3							
Switching capacity RSM Sym. Rating		80 kA							
Contact hazard protection		IP 20							
Connection of round conductors	Box terminal	4 – 70 mm ²	–	35 – 150 mm ²	–	95 – 300 mm ²	–	95 – 300 mm ²	–
	Screw	–	M8 up to 95 mm ²	–	M10 up to 150 mm ²	–	M10 up to 240 mm ²	–	M10 up to 300 mm ²
Model No. SV	1	9343.000	9343.010	9343.100	9343.110	9343.200	9343.210	9343.300	9343.310

Rittal RiLine NH (mounting plate assembly)

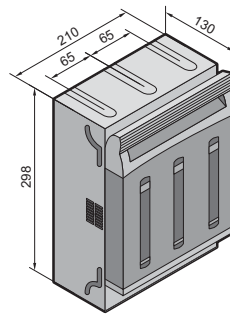
NH on-load isolator, size 00 to 3 (fuse holder)



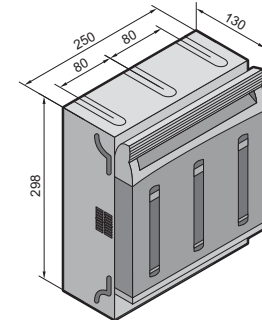
1



2



3



4

Suitable for feeder circuits to UL 508A up to 600 V.

Material:

Chassis, lid, contact hazard protection: Polyamide PA6

Colour:

RAL 7035

Approvals:

IEC 60 947-3
UL 4248-1
CSA C22.2 No. 4248-1

Note:

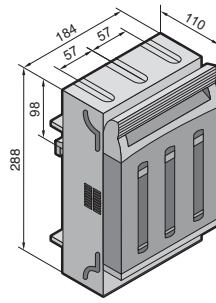

The technical specifications are based on UL-Standard test results. If using the devices in the IEC market, please use the technical specifications of RiLine NH isolators to IEC 60 947-3.



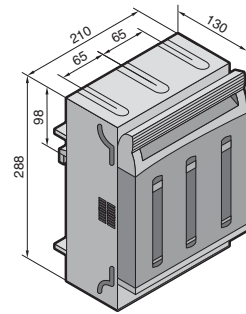
Design	Packs of	1		2		3		4	
Size		Size 00		Size 1		Size 2		Size 3	
Rated operating current I _e		160 A		250 A		400 A		630 A	
Rated operating voltage U _e		600 V AC							
Fuse standard		VDE 0636-201, EN 60 269-2-1							
Number of poles		3							
Switching capacity RSM Sym. Rating		80 kA							
Contact hazard protection		IP 20							
Connection of round conductors	Box terminal	4 – 70 mm ²	–	35 – 150 mm ²	–	95 – 300 mm ²	–	95 – 300 mm ²	–
	Screw	–	M8 up to 95 mm ²	–	M10 up to 150 mm ²	–	M10 up to 240 mm ²	–	M10 up to 300 mm ²
Model No. SV	1	9344.000	9344.010	9344.100	9344.110	9344.200	9344.210	9344.300	9344.310

Rittal RiLine Class (60 mm mounting plate assembly)

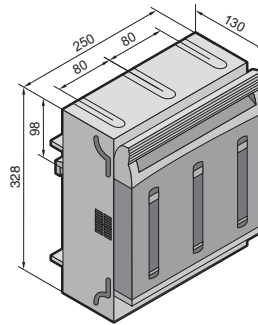
J-Class fuse holder 61 – 400 A



1



2



3

Suitable for feeder circuits to UL 508A up to 600 V.

Material:

Chassis, lid, contact hazard protection: Polyamide PA6

Colour:

RAL 7035

Approvals:

UL 4248-1/UL 4248-8
CSA C22.2 No. 4248.107/
CSA C22.2 No. 4248.8-07

Note:

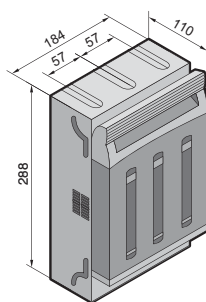

For mounting on 60 mm bar systems, PLS 800 and PLS 1600.



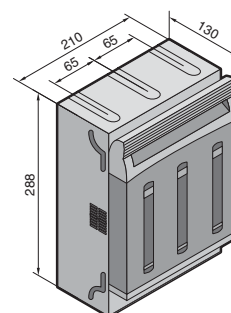
Design	Packs of	1	2	3
Fuse type (class)		J		
Fuse standard		UL 248-8		
Rated operating current I_e		61 – 100 A	101 – 200 A	201 – 400 A
Rated operating voltage U_e		600 V AC		
Number of poles		3		
Switching capacity RSM Sym. Rating		100 kA		
Contact hazard protection		IP 20		
Connection of round conductors (box terminal)		AWG 2 – MCM 300	AWG 3/0 – MCM 300	
Model No. SV	1	9345.100	9345.200	9345.400

Rittal RiLine Class (mounting plate assembly)

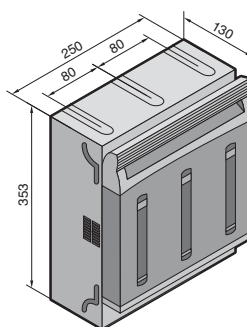
J-Class fuse holder 61 – 400 A



1



2



3

Suitable for feeder circuits to UL 508A up to 600 V.

Material:

Chassis, lid, contact hazard protection: Polyamide PA6

Colour:

RAL 7035

Approvals:

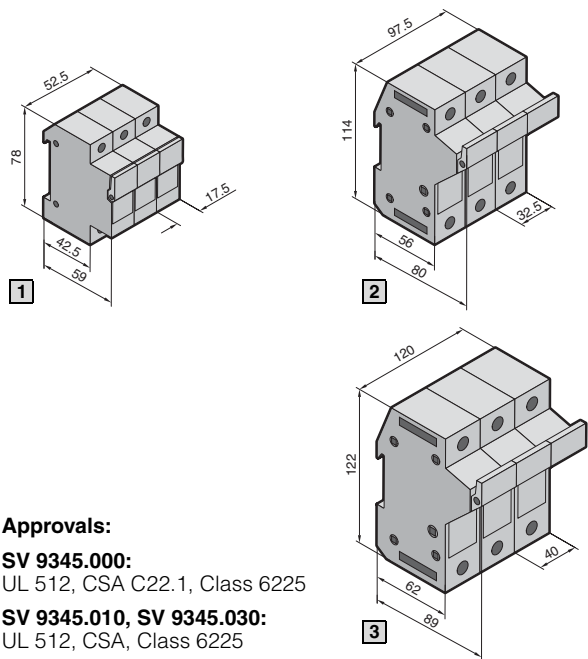

UL 4248-1/UL 4248-8
CSA C22.2 No. 4248.107/
CSA C22.2 No. 4248.8-07



Design	Packs of	1	2	3
Fuse type (class)			J	
Fuse standard			UL 248-8	
Rated operating current I_e		61 – 100 A	101 – 200 A	201 – 400 A
Fuse size		27 x 117 mm	41 x 146 mm	54 x 181 mm
Rated operating voltage U_e			600 V AC	
Number of poles			3	
Switching capacity RSM Sym. Rating			100 kA	
Contact hazard protection			IP 20	
Connection of round conductors (box terminal)		AWG 2 – MCM 300	AWG 3/0 – MCM 300	
Model No. SV	1	9345.110	9345.210	9345.410

Rittal RiLine Class

Fuse holder up to 60 A



- UL/CSA Listed.
- Fuse holder for the use of fuses to American/Canadian standards.
- For snap-on mounting on 35 mm support rails to DIN EN 60 715 (7.5/15 mm high) or RiLine60 component adaptor combinations (OM adaptors/supports, see Cat. 32, page 362 – 365, 368).
- Visual fuse monitoring via indicator lights.
- 3-pole, switchable off-load.

Material:
Polyamide (PA6).
Fire protection corresponding to UL 94-V0.

Colour:
RAL 7035

Approvals:

SV 9345.000:
UL 512, CSA C22.1, Class 6225

SV 9345.010, SV 9345.030:
UL 512, CSA, Class 6225



Design	1	2	3
Fuse type (class)	CC	J	J
Rated operating current I _e	30 A	30 A	60 A
Rated operating voltage U _e	600 V AC	600 V AC	600 V AC
Number of poles	3-pole	3-pole	3-pole
Fuse size	10 x 38 mm	21 x 57 mm	27 x 60 mm
Switching capacity RSM Sym. Rating	200 kA	200 kA	200 kA
Min. voltage, indicator light	115 V ≈	115 V ≈	115 V ≈
Connection of round conductors	2.5 – 10 mm ² AWG 6 – 14	2.5 – 25 mm ² AWG 2 – 14	2.5 – 25 mm ² AWG 2 – 14
Tightening torque Terminal screw	2 Nm 14.75 in-lbs solid/stranded Cu	4 Nm 35 in-lbs solid/stranded Cu	5 Nm 45 cm-lbs solid/stranded Cu
Contact hazard protection	IP 20	IP 20	IP 20
Packs of	4	2	2
Model No. SV	9345.000	9345.010	9345.030

02/09 · E481

