

GROWONIX

TUNED FOR GROWING

LIL' BOSS & LIL'BOSS DELUXE DE-CHLORINATOR USER MANUAL



Our Mission

Durability, Reliability, Efficiency, Purity, and Conservation form the foundation on which we design and build all of our products. Consistent and superior quality sets us apart from other manufacturers and increases our value to you - our customer. Whether you are a hydroponics hobbyist, serious enthusiast, or large-scale gardener, GrowoniX is committed to bringing you the best solution for water purification systems.

Why use a GX Scrubber

Chlorine, Chloramine and Chloride are but a few of the chemicals added to municipal water sources to kill harmful bacteria in our drinking water. This chlorine in low doses may not harm humans, but will kill beneficial bacteria and micro organisms essential for healthy plant growth. Our Lil'BOSS/Lil'BOSS Deluxe de-chlorinator will eliminate 95% of the chlorine in the water, and 90% of the sediment.

Chloramine, a mix of chlorine and ammonia, used as a disinfectant, is being applied more and more to local water supplies because of its inability to evaporate when left in the air. Chloramine will not evaporate. To eliminate chloramine, a special KDF filter is required for the Lil'BOSS/Lil'BOSS Deluxe which GrowoniX or your local dealer can supply. Ask for the GrowoniX KDF filter.

The GX Scrubber will not lower your parts per million or "ppm". Only a Reverse Osmosis membrane can eliminate those particles. GrowoniX sells a complete line of Reverse Osmosis water filters from 100 gallons per day all the way up to 2000 gallons per day. You can see our complete product line at www.growonix.com.

Flow rates and filter replacement

The GX Scrubber can filter up to 8000 gallons of water before changing filters, based on 2 gallons per minute with 1ppm of chlorine. You may need to replace your filter more frequently if your water is heavily contaminated.

Precautions

- Do not use unit with inlet water pressure exceeding 80 psi. If inlet water pressure is too high, install water pressure regulator before the unit. Regulators and pressure limiters are available at www.Growonix.com or your local plumbing supply.
- Keep unit away from direct light. Direct light can cause algae and other biologicals to grow inside of the filter housings.
- Do not install unit near electrical outlets or electrical devices. Do not install in places where a leak can cause damage.

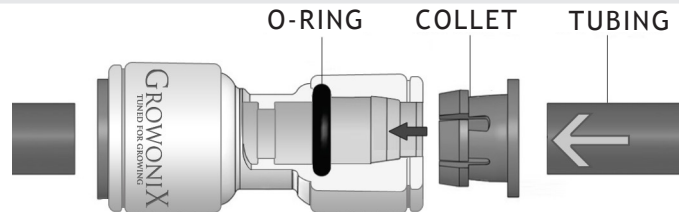


Information on quick connect fittings

Growonix RO water filters use quick connect fittings that allow for easy maintenance.

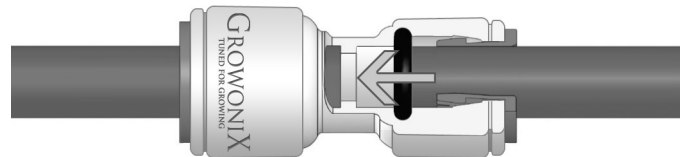
MAKE A CLEAN TUBE CUT

Cut the tube squarely and if using plastic tubing, ensure that the cut has not made the tube out of round. Also ensure that the tube has a smooth outside diameter without any burrs or score marks prior to inserting it into the fitting.



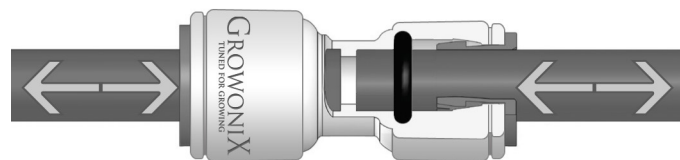
INSERT TUBE INTO FITTING

Push the tubing through the collet and dual o-rings until it bottoms out against the tube stop. The collet holds the tube in place and the dual o-rings provide a leak resistant seal.



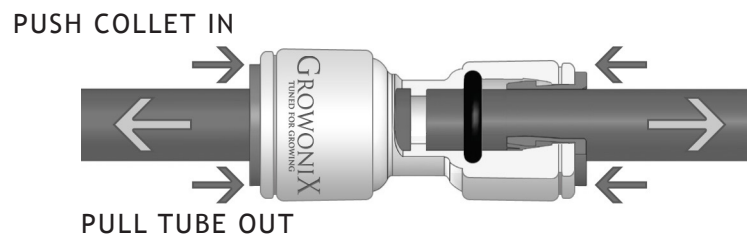
TEST AND INSPECT

Push and pull the tubing toward and away from the fitting to ensure that it has been installed properly. Test and inspect the installation for any leaks.




TUBE REMOVAL

Relieve pressure from the tubing and fitting. Push uniformly around the collet flange against the fitting body while pulling the tubing away from the fitting to release it.



Lil'BOSS/ Lil'BOSS Deluxe Component Diagram

Front



Back



1. GX Roller Chassis
2. Input Pressure Gauge
3. Output Pressure Gauge
4. Sediment filter
5. Carbon filter
6. Supply water in (Garden Hose Adapter)
7. Product water out
8. Filter wrench
9. Garden hose adapter
10. Brass Garden Hose Coupler
11. 5' length of 3/8" tubing

FEATURES


- › SCRUB OUT 99% OF CHLORINE
- › SCRUB OUT 90% OF SEDIMENT
- › FILTER CAPACITY OF 16,000 GALLONS
- › 3 GALLONS PER MINUTE FLOW RATE
- › 5 MICRON SEDIMENT FILTER
- › ECO COCONUT CARBON FILTER
- › EZ HOOKUP KIT
- › WALL MOUNTABLE
- › BRASS GARDEN HOSE CONNECTION INCLUDED

Setup Instructions

Important Tips:


- The Lil'BOSS/ Lil'BOSS Deluxe de-chlorinator is designed to be used between 40-80 psi of incoming water pressure.
- Do not exceed 80 psi of incoming water pressure. If incoming water pressure is too high, install pressure regulator before unit. Pressure regulators are available at www.GrowoniX.com
- Always turn incoming water pressure on slowly, allowing all air to be discharged before full water pressure is restored.

1



Connect your Garden hose to the Brass Garden Hose Swivel connector on inlet side of the Slim-SCRUB.

2



Connect the 3/8 tubing to the quick connect fitting on the outlet side of your Slim-SCRUB.

3


Turn water on slowly.

Replacing Sediment and Carbon Pre-Filters

Important Tips:


- Pre-filters should be changed when either brown discoloration occurs, or system flow rates have significantly declined.
- Always turn incoming water pressure off before servicing the unit.
- Always turn incoming water pressure on slowly, allowing all air to be discharged before full water pressure is restored.

1



Unscrew sediment and carbon filter housings using supplied filter wrench. Wash inside of filter housings to remove debris.

2



Install new sediment and carbon filter, making sure they go into the correct filter housings.

3



Tighten filter housings by hand, do not use filter wrench. Do not over tighten.

4

Specifications Charts

Pleated Sediment Filter 2.5" Diameter

Materials of Construction:

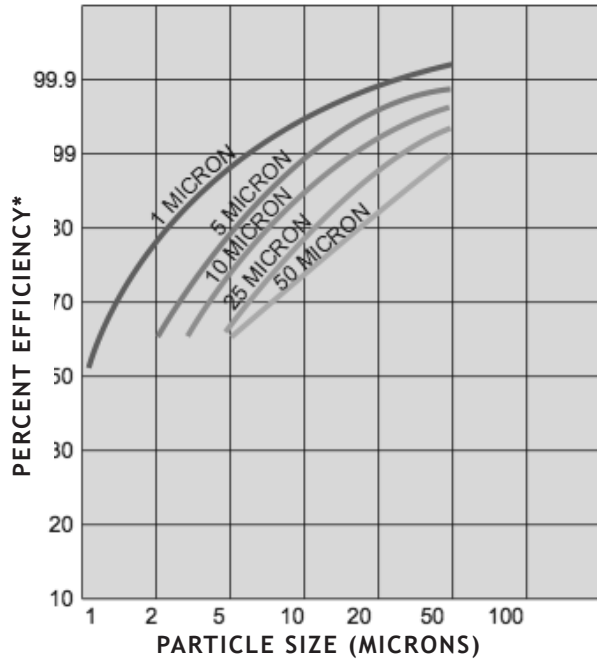
- Filter Media
- End Caps
- Core
- Temperature Rating
- Non-woven Polyester
- Vinyl Plastisol
- Polypropylene
- 40°F to 125°F (4.4°C to 51.7°C)

Size Description:

- 2.5" X 9 7/8"

Initial AP(psi) @ flow rate (gpm):

- 1 psi @ 10 gpm(.01 bar @ 38 L/min)



Eco Coconut Carbon Block Filter

Materials of Construction:

- Carbon: NSF listed 61, Coconut Shell PAC
- End Caps: Polypropylene
- Inner/Outer Wraps: Polypropylene
- Nettings: Polypropylene
- Gaskets: NBR
- Temperature Ring: 40°F to 180°F

OD X Length:

- 2-3/4" X 9-3/4"

Nominal UM Rating

- 10

Initial AP(psi) @ flow rate (gpm):

- 1 PSI @ 30 GPM

Chlorine, Taste, Odor

Reduction Capacity Flow

- >8,000 gallons @ 1 GPM

Filter Housings:

- Housing - Polypropylene
- Cap - Reinforced Polypropylene
- O-Ring - Buna-N
- Maximum Pressure - 80psi

GrowoniX Reverse Osmosis System Warranty

For a period of one year from the date of original purchase, we will replace or repair any part of the GrowoniX reverse osmosis water system that we find to be defective in operation due to faulty materials or workmanship with the exception of the replaceable filters and membranes.

GENERAL CONDITIONS

Damage to any part of this reverse osmosis system because of misuse; misapplication; negligence; alteration; accident; installation; or operation contrary to our instructions, incompatibility with accessories not installed by GrowoniX, or damage caused by freezing, flood, fire, or Act of God, is not covered by this warranty. In all such cases, regular charges will apply. This limited warranty does not include service to diagnose a claimed malfunction in this unit. This warranty is void if the claimer is not the original purchaser of the unit or if the unit is not operated under normal municipal water or well water conditions.

GrowoniX assumes no liability in connection with this reverse osmosis system. GrowoniX assumes no liability for any damages incurred through the use of this product. It is the responsibility of the end user to gauge the safe use of this product in the environment where it is applied. We do not authorize any person or representative to assume for us any other obligations on the sale of this reverse osmosis system. The information given out in the manual we believe to be true, but are offered to you in good faith without guarantee because each application of this product is different and beyond our control.

THE FOLLOWING STANDARD OPERATING CONDITIONS FOR RESIDENTIAL/COMMERCIAL REVERSE OSMOSIS SYSTEMS MUST BE MET FOR WARRANTY TO BE VALID.

	Water Pressure	pH Range	Maximum TDS	Water Temp
Standard System	40-80 psi	2-11	2000 ppm	40-100 F

GrowoniX Return Policy

Merchandise Return Details and Procedure:

If any merchandise was defective —we will refund the full purchase price upon receiving and reviewing the merchandise returned in undamaged condition.

RMA Number:

You must first obtain a Return Merchandise Authorization (RMA) number from www.GrowoniX.com. Any products sent to GrowoniX without an RMA number will not receive a refund and may be returned to the sender at their expense.

All refund amounts will be based on the manufacturer’s warranty and GrowoniX return policy. Refunds will be issued back using the payment method you used when you placed your order. Refunds take up to 3-5 business days to process once we receive the return.

Packaging:

Please kindly re-pack the product in its original box, or a box of equivalent strength. The unit should be packed in the same manner as it came to prevent damage in shipping. Please return everything that was in the original box, including any free items if applicable. Be sure to drain out all water from wet systems and parts and wrap them in plastic bags before packing.

Return To:

We will provide you with an GrowoniX warehouse address for return merchandise when we issue the RMA number.



To order visit us online at:

www.growonix.com

or call directly

1(888) 406-2521

Tech Support & Contact:

support@growonix.com