

REV	DATE	DESCRIPTION	ECO	BY	CHK
E	9/28/2009 12:00:00 AM	REVISION TO PRO	19107	MB	BSK

		HAND TOOL OR HYDRAULIC 7 CONNECTOR PROGRAM						HYDRAULIC TOOL ONLY 4 CONNECTOR PROGRAM				
CATALOG NUMBER		YHO100	YHO150	YHD200	YHD250	YHD300	YHD350	YHD400	YHO125	YHD250	YHD350	YHD400
FIGURE NUMBER		1	1	1	1	1	1	1	1	1	1	1
D	ACSR	#6 - #2	#3 - 1/0	1/0 - 2/0	3/0 - 4/0	#1 - 2/0	3/0 - 4/0	3/0 - 4/0	#6 - 1/0	#1 - 4/0	#1 - 4/0	2/0 - 4/0
	STR. CU. OR AL.	#6-#4-#1-7STR	#3 3STR - 2/0	2/0 - 3/0	4/0	#1 3STR - 3/0	3/0 - 4/0	3/0 - 4/0	#6 - 1/0	#13 STR - 4/0	#13 STR - 4/0	3/0 - 4/0
	SOL. CU. OR AL.	#6-#4-#3-#1	#1 - 2/0	3/0 - 4/0	250 - 300	2/0 - 4/0	250 - 300	250 - 300	#6 - 2/0	2/0 - 300	2/0 - 300	4/0 - 300
	COMPACT ACSR	#6-#4-#1	#2 - 1/0	2/0 - 3/0	4/0-266 18/1	1/0 - 3/0	3/0-266 18/1	3/0-266 18/1	#6 - 1/0	1/0-266 18/1	1/0-266 18/1	3/0-266 18/1
	COMPACT STR CU OR AL	#6-#4-#3-#1	#2 - 2/0	3/0	4/0 - 266	1/0 - 3/0	4/0 - 266	4/0 - 266	#6 - 2/0	1/0 - 266	1/0 - 266	3/0 - 266
	METRIC CABLE RANGE CU. OR AL.	16mm ² -35mm ²	25mm ² -70mm ²	60mm ² -85mm ²	85mm ² -120mm ²	50mm ² -85mm ²	85mm ² -120mm ²	85mm ² -120mm ²	16mm ² -60mm ²	50mm ² -120mm ²	50mm ² -120mm ²	70mm ² -120mm ²
	WIRE DIA. RANGE (in)	.332 - .162	.419 - .260	.470 - .398	.563 - .475	.470 - .336	.563 - .461	.563 - .461	.398 - .162	.563 - .336	.563 - .336	.563 - .414
	WIRE DIA. RANGE (mm)	[8.4 - 4.1]	[10.6 - 6.6]	[11.9 - 10.1]	[14.3 - 11.7]	[11.9 - 8.5]	[14.3 - 11.7]	[14.3 - 11.7]	[10.1 - 4.13]	[14.3 - 8.5]	[14.3 - 8.5]	[14.3 - 10.5]
	ACSR	#6 - #2	#6 - #2	#6 - #2	#6 - #2	#1 - 2/0	#1 - 2/0	3/0 - 4/0	#6 - #2	#6 - #2	#1 - 2/0	2/0 - 4/0
	STR. CU. OR AL.	#6-#4-#1-7STR	#6-#1 19STR	#6-#1 19STR	#6-#1 19STR	#1 3STR - 2/0	#1 3STR - 2/0	3/0 - 4/0	#6-#1 19STR	#6-#1 19STR	#13 STR - 2/0	3/0 - 4/0
	SOL. CU. OR AL.	#6-#4-#3-#1	#6 - 1/0	#6 - 1/0	#6 - 1/0	2/0 - 3/0	2/0 - 3/0	250 - 300	#6 - 1/0	#6 - 1/0	2/0 - 3/0	4/0 - 300
	COMPACT ACSR	#6-#4-#1	#6 - #1	#6 - #1	#6 - #1	1/0 - 2/0	1/0 - 2/0	3/0-266 18/1	#6 - #1	#6 - #1	1/0 - 2/0	3/0-266 18/1
COMPACT STR CU OR AL	#6-#4-#3-#1	#6 - #1	#6 - #1	#6 - #1	1/0 - 3/0	1/0 - 3/0	4/0 - 266	#6 - #1	#6 - #1	1/0 - 3/0	3/0 - 266	
METRIC CABLE RANGE CU. OR AL.	16mm ² -35mm ²	16mm ² -35mm ²	16mm ² -35mm ²	16mm ² -35mm ²	50mm ² -80mm ²	50mm ² -80mm ²	85mm ² -120mm ²	16mm ² -35mm ²	16mm ² -35mm ²	50mm ² -80mm ²	70mm ² -120mm ²	
WIRE DIA. RANGE (in)	.332 - .162	.332 - .162	.332 - .162	.332 - .162	.447 - .336	.447 - .336	.563 - .461	.333 - .162	.333 - .162	.447 - .336	.563 - .414	
WIRE DIA. RANGE (mm)	[8.4 - 4.1]	[8.4 - 4.1]	[8.4 - 4.1]	[8.4 - 4.1]	[11.4 - 8.5]	[11.4 - 8.5]	[14.3 - 11.7]	[8.4 - 4.1]	[8.4 - 4.1]	[11.4 - 8.5]	[14.3 - 10.5]	
H ±.06	1.12 [28.4]	1.13 [28.7]	1.45 [36.8]	1.47 [37.3]	1.42 [36.1]	1.42 [36.1]	1.40 [35.6]	1.15 [29.2]	1.47 [37.3]	1.42 [36.1]	1.40 [35.6]	
L ±.06	1.25 [31.8]	1.50 [38.1]	1.62 [41.1]	1.62 [41.1]	1.62 [41.1]	2.25 [57.2]	2.50 [63.5]	1.62 [41.1]	1.62 [41.1]	2.25 [57.2]	2.50 [63.5]	
W ±.04	.70 [17.8]	.70 [17.8]	.89 [22.6]	.89 [22.6]	.89 [22.6]	.89 [22.6]	.84 [21.3]	.70 [17.78]	.89 [22.6]	.89 [22.6]	.89 [22.6]	
DIE INDEX	0	0	D3	D3	D3	D3	D3	---	---	---	---	
DIE SET	PERMANENT DIES IN MD6-8 TOOL INSTALL ALL SIZES											
NO. OF CRIMPS	4	5	5	5	5	7	7	---	---	---	---	
DIE INDEX	0	0	D3	D3	D3	D3	D3	0	D3	D3	D3	
DIE SET	U-0	U-0	U-D3	U-D3	U-D3	U-D3	U-D3	U-0	U-D3	U-D3	U-D3	
NO. OF CRIMPS	2	2	2	2	2	3	3	2	2	3	3	
DIE INDEX	0	0	D3	D3	D3	D3	D3	0	D3	D3	D3	
DIE SET	U-0	U-0	U-D3	U-D3	U-D3	U-D3	U-D3	U-0	U-D3	U-D3	U-D3	
NO. OF CRIMPS	2	2	2	2	2	3	3	2	2	3	3	
DIE INDEX	0	0	D3	D3	D3	D3	D3	0	D3	D3	D3	
DIE SET	U-0	U-0	U-D3	U-D3	U-D3	U-D3	U-D3	U-0	U-D3	U-D3	U-D3	
NO. OF CRIMPS	2	2	2	2	2	3	3	2	2	3	3	

INSTALLATION DATA
Y35, Y150 MD6-8
Y46
Y45

B

B

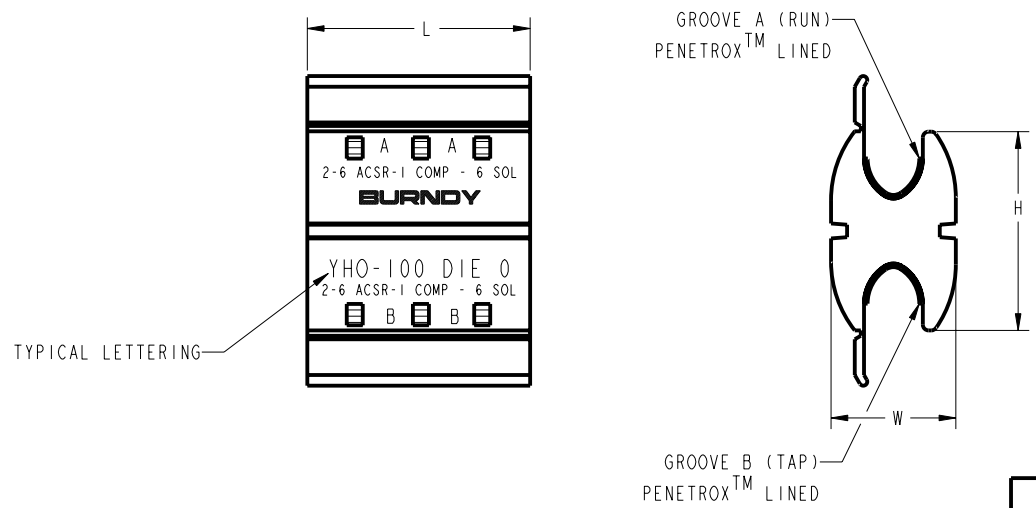


FIGURE 1

- NOTES:
1. MATERIAL: ALUMINUM.
 - 2 FOR CONDUCTOR COMBINATIONS OF AL. TO AL. OR AL. TO CU.
 - 3 U-DIES MAY BE USED WITH ADAPTER CAT. # 'PT6515' FOR Y45 & 'P-UADP-1' FOR Y46.
 - 4 FOR MD6 TOOL USE W-O DIE INSERT, D3 DIE GROOVE IS PERMANENT.
 5. EACH CONNECTOR INDIVIDUALLY BOXED.
 6. ALL DIMENSIONS IN BRACKETS [] ARE IN MILLIMETERS.

TO ORDER BURNDY® PRODUCTS CALL		HYCRIMP™ TAP	
UNITED STATES 1-800-346-4175 (LONDONDERRY, NH)		ITEM NO: --	REV
CANADA: 1-800-361-6975 (QUEBEC) 1-800-387-6487 (ALL OTHER PROVINCES)		CAT. NO: YH--- (TABLE)	SCALE: 1:1
FOR PRODUCT INFO: http://www.burndy.com		DRAWN BY: M.A.H. 03/28/72	DRAWING NO
		CHECKER: O.K.R. 03/28/72	SD073376
		DSN APPVL: --	SHEET 1 OF 2
		MFG APPVL: N/A	E
		QA APPVL: --	
		MKT APPVL: --	
		PROJ #:	
		DOCUMENT TYPE: Sales	
		REL LEVEL: Released	

REV: PE0200

A

'N' DIE CONNECTORS

'R' DIE CONNECTORS

REV	DATE	DESCRIPTION	ECO	BY	CHK
E	9/28/2009 12:00:00 AM	REVISION TO PROJ	19107	MB	BSK

CATALOG NUMBER	YHN450	YHN500	YHN525	YHN550	YHN600	YHR700	YHR750	YHR800	YHR850	YHR900	YHR950
FIGURE NUMBER	1	1	3	1	2	1	1	1	1	1	3
ACSR	4/0-397.5 18/1	4/0-477 18/1	4/0-477 18/1	266-477 18/1	266-477 18/1	300 - 556 18/1	300 - 556 18/1	556.5 18/1-795 26/7	556.5 18/1-795 26/7	556.5 18/1-795 26/7	336.4 18/1-954 45/7
STR. CU. OR AL.	4/0 - 400	4/0 - 500	4/0 - 500	250 - 500	250 - 500	336 - 600	336 - 600	600 - 900	600 - 900	600 - 900	336.4 - 1000
SOL. CU. OR AL.	---	---	---	---	---	---	---	---	---	---	---
COMPACT ACSR	266.8-477 18/1	266.8 - 556.5	266.8 - 556.5	300 - 556.5	300 - 556.5	397 - 636	397 - 636	795 - 954	795 - 954	795 - 954	---
COMPACT STR CU OR AL	250 - 500	250 - 556	250 - 556	300 - 556	300 - 556	477 - 636	477 - 636	795 - 954	795 - 954	795 - 954	---
WIRE DIA. RANGE (in)	.743 - .522	.814 - .522	.814 - .522	.814 - .573	.814 - .574	.893 - .666	.893 - .666	1.108 - .879	1.108 - .879	1.108 - .879	1.165 - .666
WIRE DIA. RANGE (mm)	[18.9 - 13.3]	[20.7 - 13.3]	[20.7 - 13.3]	[20.7 - 14.6]	[20.7 - 14.6]	[22.7 - 16.9]	[22.7 - 16.9]	[28.1 - 22.3]	[28.1 - 22.3]	[28.1 - 22.3]	[29.6 - 16.9]
ACSR	4/0-397.5 18/1	#6 - 2/0	4/0-477 18/1	2/0 - 4/0	266.8 - 336.4 18/1	1/0-336.4 18/1	300 - 556 18/1	1/0-336.4 18/1	300 - 556 18/1	556.5 18/1-795 26/7	336.4 18/1-954 45/7
STR. CU. OR AL.	4/0 - 400	#6 - 2/0	4/0 - 500	2/0 - 4/0	250 - 350	2/0 - 350	336 - 600	2/0 - 350	336 - 600	600 - 900	336.4 - 1000
SOL. CU. OR AL.	336 - 477	#6 - 3/0	---	3/0 - 300	336 - 400	3/0 - 350	---	3/0 - 350	---	---	---
COMPACT ACSR	266.8-477 18/1	#6 - 2/0	266.8 - 556.5	2/0 - 266.8	300 - 397.5	2/0-397.5 18/1	397 - 636	2/0-397.5 18/1	397 - 636	795 - 954	---
COMPACT STR CU OR AL	250 - 500	#6 - 3/0	250 - 556	3/0 - 266.8	300 - 397.5	3/0 - 397.5	477 - 636	3/0 - 397.5	477 - 636	795 - 954	---
WIRE DIA. RANGE (in)	.743 - .522	.447 - .162	.814 - .522	.563 - .410	.684 - .574	.684 - .398	.893 - .666	.684 - .398	.893 - .666	1.108 - .879	1.165 - .666
WIRE DIA. RANGE (mm)	[18.9 - 13.3]	[11.4 - 4.1]	[20.7 - 13.3]	[14.3 - 10.4]	[17.4 - 14.6]	[17.4 - 10.1]	[22.7 - 16.9]	[17.4 - 10.1]	[22.7 - 16.9]	[28.1 - 22.3]	[29.6 - 16.9]
H ±.06	1.86 [47.2]	1.96 [49.8]	1.82 [46.2]	1.90 [48.3]	2.00 [50.8]	3.04 [77.2]	3.04 [77.2]	3.05 [77.5]	3.04 [77.2]	2.97 [75.4]	3.14 [79.8]
L ±.06	3.50 [88.9]	1.62 [41.1]	4.50 [114.3]	2.00 [50.8]	3.50 [88.9]	3.50 [88.9]	4.62 [117.3]	3.50 [88.9]	4.62 [117.3]	4.62 [117.3]	6.00 [152.4]
W ±.04	1.25 [31.8]	1.28 [32.5]	1.23 [31.2]	1.28 [32.5]	1.28 [32.5]	1.74 [44.2]	1.74 [44.2]	1.74 [44.2]	1.74 [44.2]	1.74 [44.2]	1.66 [42.2]
DIE INDEX	N	N	N	N	N	KR	KR	KR	KR	KR	KR
DIE SET	P-N	P-N	P-N	P-N	P-N	P-KR	P-KR	P-KR	P-KR	P-KR	P-KR
NO. OF CRIMPS	3	2	3	2	3	3	4	3	4	4	5
DIE INDEX	N	N	N	N	N	---	---	---	---	---	---
DIE SET	U-N	U-N	U-N	U-N	U-N	---	---	---	---	---	---
NO. OF CRIMPS	3	2	3	2	3	---	---	---	---	---	---
DIE INDEX	N	N	N	N	N	KR, T OR Z	KR, T OR Z	KR, T OR Z	KR, T OR Z	KR, T OR Z	KR
DIE SET	S-N	S-N	S-N	S-N	S-N	S-KR, S-T, S-Z	S-KR, S-T, S-Z	S-KR, S-T, S-Z	S-KR, S-T, S-Z	S-KR, S-T, S-Z	S-KR
NO. OF CRIMPS	3	2	3	2	3	3 <4	4 <4	3 <4	4 <4	4 <4	5

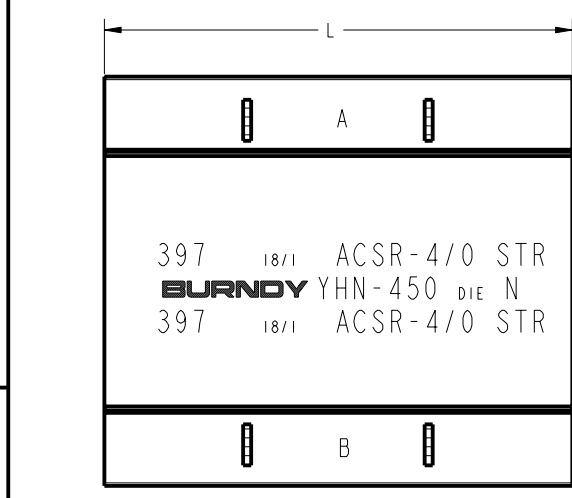


FIG. 1

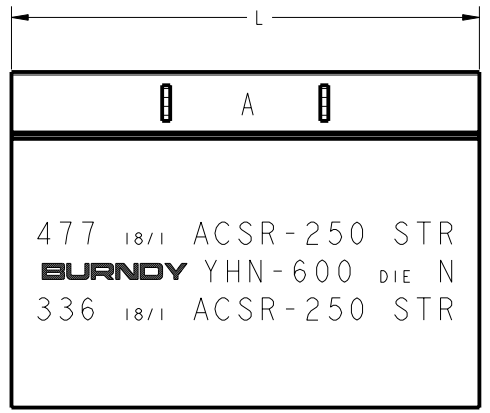
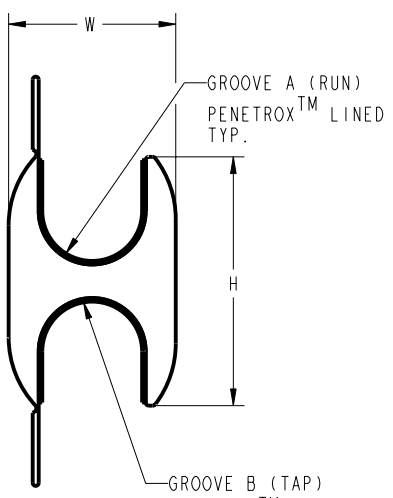


FIG. 2

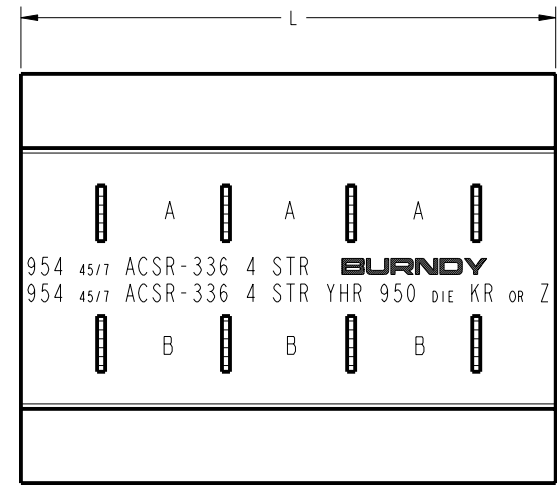
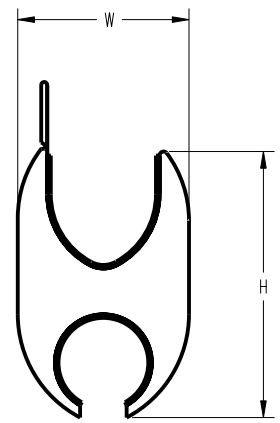
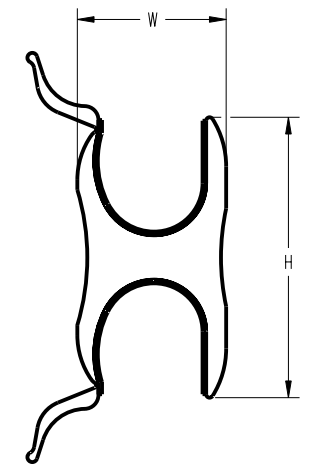


FIG. 3



- NOTES:
1. MATERIAL: ALUMINUM.
 - 2 FOR CONDUCTOR COMBINATIONS OF AL. TO AL. OR AL. TO CU.
 - 3 U-DIES MAY BE USED WITH ADAPTER CAT. # 'PT6515' FOR Y45 AND 'P-UADP-1' FOR Y46.
 - 4 FOR MD6 TOOL USE W-O DIE INSERT, D3 DIE GROOVE IS PERMANENT.
 5. EACH CONNECTOR INDIVIDUALLY BOXED.
 6. ALL DIMENSIONS IN BRACKETS [] ARE IN MILLIMETERS.

TO ORDER BURNDY® PRODUCTS CALL
 UNITED STATES
 1-800-346-4175 (LONDONDERRY, NH)
 CANADA:
 1-800-361-6975 (QUEBEC)
 1-800-387-6487 (ALL OTHER PROVINCES)
 FOR PRODUCT INFO: <http://www.burndy.com>

HYCRIMP™ TAP	
ITEM NO: --	SCALE: 1:1
CAT. NO: YH--- (TABLE)	DRAWING NO: SD073376
DRAWN BY: M.A.H. 03/28/72	REV: E
CHECKER: O.K.R. 03/28/72	
DSN APPVL: --	
MFG APPVL: N/A	
QA APPVL: --	
MKT APPVL: --	
PROJ #:	SIZE: D
DOCUMENT TYPE: Sales	SHEET 2 OF 2
REL LEVEL: Released	