


# 2014 PRODUCT CATALOG



## PRODUCT CATEGORIES:

Rigid/IMC Conduit Bodies

Rigid/IMC Conduit Fittings

Red Fire Alarm Boxes & Fittings

EMT Fittings

EMT Conduit Bodies

PUSH-EMT®

Liquid Tight Fittings

Portable Cord Connectors

Snap-In Fittings

Flexible Metal Conduit Fittings

Armored/Metal Clad Cable Fittings

Transition Fittings

Nonmetallic Cable Fittings

Grounding Products

Straps, Clamps and Hangers

Service Entrance

Voice/Data/Video

Hazardous Location

Specialty Products

Technical Guide

# SEE THE DIFFERENCE



## BRIDGEPORT

[www.bptfittings.com](http://www.bptfittings.com)

# THE BRIDGEPORT FITTINGS DIFFERENCE



It's more than a catchy name to get your attention.  
It's more than a marketing program to get your business.  
It's what makes us different. And better.

It's the Bridgeport Fittings Difference. We lower your cost of doing business by delivering quality, service and trouble-free performance – consistently.

**No surprises. No disappointments. No excuses.**

And that's a difference that helps us all.



## BRIDGEPORT

[www.bptfittings.com](http://www.bptfittings.com)



## CONSISTENCY!

### *Doing Things Differently*

- ✓ Tech Sales
- ✓ Unique Products

### *Doing Things Better*

- ✓ Installation Speed
- ✓ Trouble-Free

### *Doing Things Right*

- ✓ Quality



**WATCH  
THE DIFFERENCE**

SCAN TO VISIT OUR  
YOUTUBE CHANNEL



# SEE THE DIFFERENCE

Hundreds of ways that different is better.

This catalog contains hundreds of Bridgeport solutions designed specifically to help save time and money on every job. It's what we call the Bridgeport Fittings Difference. **See how Bridgeport can make a difference for you.**

## MIGHTY-RITE® SPLIT GROUNDING BUSHINGS



**SGB-387CL**

### WHAT MAKES IT DIFFERENT?

SAVES TIME AND EFFORT EVERY TIME.

- Installs after wire pull
- 360° ground lug positioning
- Suitable for service entrance equipment
- UL Listed, AHJ approved
- New standard is first choice for roughing-in
- Patented

SEE THE DETAILS ON PAGE **33**

## MIGHTY-MERGE® TRANSITION COUPLINGS



**4157-DC**


### WHAT MAKES IT DIFFERENT?

STOP WASTING TIME AND SPACE.

- Installs in 1/3 time of traditional box
- 1/3 material cost
- UL Listed & meets NEC Article 300.15(F)
- Prefab alternative
- Patented

SEE THE DETAILS ON PAGES **80, 145, 167, 192**

## MIGHTY-SEAL® RAIN TIGHT REDUCING SEALING WASHERS



**1061-RT**


### WHAT MAKES IT DIFFERENT?

NO MORE "OOOPS" WITH THE WRONG-SIZE KNOCKOUT IN WET LOCATIONS.

- Maintain NEMA 3R Rating & UL Listing
- No silicone required
- Saves money
- Allows easy equipment reuse
- Patent pending

SEE THE DETAILS ON PAGE **41**

## MIGHTY-SEAL® PUSH EMT® COUPLINGS



**260-MSRT**

### WHAT MAKES IT DIFFERENT?

PUSH, PUSH AND YOU'RE DONE.

- Installs in 1/2 time
- No tools required
- Ideal for: Rooftop applications, Parking garages, Stadiums, Go-pipe runs
- UL Listed
- Patented

SEE THE DETAILS ON PAGES **67, 97**

## MIGHTY-MERGE® RAIN TIGHT EMT TO RIGID TRANSITION COUPLINGS



**290-RT**

### WHAT MAKES IT DIFFERENT?

RAIN TIGHT DONE RIGHT.

- Simplified stub-up in a wet location
- Rooftop transition solution
- Saves time & money
- ETL Listed solution
- Patented

SEE THE DETAILS ON PAGES **26, 78, 190**

## MIGHTY-HOLD® UNIVERSAL CLAMP STRAPS



UCS-5075, USC-75100

### WHAT MAKES IT DIFFERENT?

IT HOLDS EVERYTHING BETTER.

- One piece clamp back & strap
- One strap secures cable or conduit – EMT, Rigid, IMC, Liquid Tight Metallic and Nonmetallic, FMC, AC/MC, and Schedule 40 and Schedule 80 PVC
- Meets applicable NEC Requirements
- Patent pending

SEE THE DETAILS ON PAGES **39, 84, 111, 160, 185, 229**

## MIGHTY-BITE® PUSH-EMT® COUPLINGS



260-MB

### WHAT MAKES IT DIFFERENT?

ALL IT TAKES IS A PUSH.

- Installs in 1/4 time
- No tools required
- Easy removal
- Great for: stadiums, box stores, airports, schools, data centers and go-pipe runs
- Patented

SEE THE DETAILS ON PAGES **66, 97**

## MIGHTY-BOND® INTERSYSTEM BONDING BRIDGE



IGB-050

### WHAT MAKES IT DIFFERENT?

COMPLEX BECOMES EASY.

- UL Listed grounding & bonding
- Meets NEC Article 250.94
- Versatile, easy install
- Suitable for use with EMT & Rigid fittings
- Patented

SEE THE DETAILS ON PAGES **209**

## MIGHTY-MERGE® TRANSITION COUPLINGS



**4057-DC**

### WHAT MAKES IT DIFFERENT?

ONE FITTING DOES THE WORK OF THREE.

- Installs in 1/3 time
- 1/3 material cost
- ETL Listed & meets NEC Article 300.15(F)
- Low profile – installs in confined spaces
- Patented

SEE THE DETAILS ON PAGES **79, 144, 166, 191**

## MIGHTY-SEAL® RAIN TIGHT OFFSET NIPPLES



**1520-RT**

### WHAT MAKES IT DIFFERENT?

NOW EASY TO STAY DRY.

- Only Listed wet location, offset nipple
- Maintains wet location/rain tight rating
- Meets NEC Article 314.15
- Completely assembled with locknuts & sealing washers
- Patented

SEE THE DETAILS ON PAGES **45**

## MIGHTY-BOND® INTERSYSTEM GROUND ROD BRIDGE CLAMP



**IGBC-063**

### WHAT MAKES IT DIFFERENT?

FASTER. BETTER. COSTS LESS.

- One item replaces three
- 2/3 cost of traditional solution
- Installs in less than 1/2 time
- Direct burial rated
- Meets NEC Article 250.94
- Patented

SEE THE DETAILS ON PAGE **209**

## WHIPPERSNAP® "U" SHAPED STRAP DUPLEX CONNECTORS



**SG3838ASP**

### WHAT MAKES IT DIFFERENT?

FAST & RUGGED.

- Installs in 1/3 time
- U-shaped straps ensure grounding continuity
- Greater pull-out protection
- Easily removable
- Patented

SEE THE DETAILS ON PAGES **134, 153, 177**

## MIGHTY-ALIGN® SELF-ALIGNING, RAIN-TIGHT 3-PIECE CONDUIT COUPLINGS



**1121-RT**


### WHAT MAKES IT DIFFERENT?

LINES ITSELF UP FOR SUCCESS.

- Self-aligning for easier installation
- Maintains wet-location compliance per NEC Article 314.15
- Smooth interior throat allows easy wire pull
- Durable malleable iron body with internal sealing o-ring
- Patented

SEE THE DETAILS ON PAGE **43**

## MIGHTY-MOVE® STEEL EXPANSION COUPLINGS



**EC-075R**

### WHAT MAKES IT DIFFERENT?

INSTALLED SAVINGS EXPANDS YOUR PROFIT.

- Least expensive dry-location expansion coupling available
- Suitable for Rigid & IMC conduit
- Zinc-plated steel
- Patented

SEE THE DETAILS ON PAGE **47**



# SEE THE DIFFERENCE

## TECHNICAL SALES



**Talking the talk with a hands-on support team of Wiremen/Journeymen, Master Electricians and Engineers.**

- Instant credibility with your inspectors and end-users
- Real-world solutions and know-how
- Before and after sale product support
- Hands-on training: code, product, application, installation, ARRA, etc.

## LEGENDARY QUALITY

### The brand you trust

- Product that works right the first time, every time
- Trouble-free installation

### Spec quality & full line selection

- Zinc, malleable iron, steel, aluminum, brass/bronze and nonmetallic

### Made in America

- Over 66% of our volume is U.S. made
- Third-generation U.S. manufacturing pride

### Zinc brand preference

- Industry leading position
- Consistency in design and quality



FOR MORE INFORMATION, VISIT: [WWW.BPTFITTINGS.COM](http://WWW.BPTFITTINGS.COM)

IT'S A STRAP. IT'S A CLAMP.  
**IT HOLDS ANYTHING.**



## MIGHTY-HOLD® UNIVERSAL CLAMP STRAP

Our NEW Universal Clamp Strap is the only solution you'll need for securing cable or conduit. EMT, Rigid, IMC, Liquid Tight Metallic and Nonmetallic, FMC, AC/MC, Schedule 40 and Schedule 80 PVC – one product secures them all. It's another contractor innovation from Bridgeport.

**THE BRIDGEPORT  
FITTINGS DIFFERENCE**



 **BRIDGEPORT**  
[www.bptfittings.com](http://www.bptfittings.com)



SCAN TO  
WATCH  
OUR VIDEO

# TABLE OF CONTENTS

Index by Catalog Number	ii - xv
General Notes & Product Standards	xvi
Rigid/IMC Conduit Bodies	2 - 15
Rigid/IMC Conduit Fittings	16 - 47
Red Fire Alarm Boxes & Fittings	48 - 49
EMT Fittings	50 - 85
EMT Conduit Bodies	86 - 93
PUSH-EMT®	94 - 97
Liquid Tight Fittings	98 - 111
Portable Cord Connectors	112 - 120
Snap-In Fittings	121 - 135
Flexible Metal Conduit Fittings	136 - 160
Armored/Metal Clad Cable Fittings	161 - 187
Transition Fittings	188 - 193
Nonmetallic Cable Fittings	194 - 202
Grounding Products	203 - 214
Straps, Clamps and Hangers	215 - 229
Service Entrance	230 - 243
Voice/Data/Video	244 - 252
Hazardous Location	253 - 269
Specialty Products	270 - 281
A Winning Product Formula	282 - 299
Technical Guide	300 - 330

# INDEX BY CATALOG NUMBER

Cat. No.	Page	Cat. No.	Page	Cat. No.	Page
<b>38ADS</b>	120a, 136a, 163a	<b>111-S</b>	20	<b>232</b>	53
<b>38ACDS</b>	120a, 136a, 163a	<b>112-S</b>	20	<b>233</b>	53
				<b>234</b>	53
<b>30-DC2</b>	16	<b>121-S</b>	21	<b>235</b>	53
<b>31-DC2</b>	16	<b>122-S</b>	21	<b>236</b>	17, 53
<b>32-DC2</b>	16	<b>123-S</b>	21	<b>237</b>	17, 53
		<b>124-S</b>	21	<b>238</b>	17, 53
<b>40-DC</b>	18	<b>125-S</b>	21	<b>239</b>	17, 53
<b>41-DC</b>	18	<b>126-S</b>	21		
<b>42-DC</b>	18	<b>127-S</b>	21	<b>230-DC2</b>	57
		<b>128-S</b>	21	<b>231-DC2</b>	57
<b>51-DC2</b>	50	<b>129-S</b>	21	<b>232-DC2</b>	57
<b>52-DC2</b>	50	<b>130-S</b>	21	<b>233-DC2</b>	57
		<b>131-S</b>	21	<b>234-DC2</b>	57
<b>61-DC</b>	50	<b>132-S</b>	21	<b>235-DC2</b>	57
<b>62-DC</b>	50			<b>236-DC2</b>	16, 57
<b>63-DC</b>	50	<b>141</b>	21	<b>237-DC2</b>	16, 57
<b>64-DC</b>	50	<b>142</b>	21	<b>238-DC2</b>	16, 57
		<b>143</b>	21	<b>239-DC2</b>	16, 57
<b>71-DCA</b>	19, 51	<b>144</b>	21		
<b>72-DCA</b>	19, 51	<b>145</b>	21	<b>230-DCI2</b>	57
		<b>146</b>	21	<b>231-DCI2</b>	57
<b>71-DC2</b>	19	<b>147</b>	21	<b>232-DCI2</b>	57
<b>72-DC2</b>	19	<b>148</b>	21	<b>233-DCI2</b>	57
		<b>149</b>	21	<b>234-DCI2</b>	57
<b>81-DC</b>	19	<b>150</b>	21	<b>235-DCI2</b>	57
<b>82-DC</b>	19			<b>236-DCI2</b>	16, 57
<b>83-DC</b>	19	<b>151-DC</b>	23	<b>237-DCI2</b>	16, 57
<b>84-DC</b>	19	<b>152-DC</b>	23	<b>238-DCI2</b>	16, 57
		<b>153-DC</b>	23	<b>239-DCI2</b>	16, 57
<b>81-DCA</b>	19, 51	<b>154-DC</b>	23		
<b>82-DCA</b>	19, 51	<b>155-DC</b>	23	<b>230-I</b>	53
<b>83-DCA</b>	19, 51	<b>156-DC</b>	23	<b>231-I</b>	53
<b>84-DCA</b>	19, 51	<b>157-DC</b>	23	<b>232-I</b>	53
		<b>158-DC</b>	23	<b>233-I</b>	53
<b>91-DC2</b>	136	<b>159-DC</b>	23	<b>234-I</b>	53
<b>92-DC2</b>	136	<b>160-DC</b>	23	<b>235-I</b>	53
<b>93-DC2</b>	136			<b>236-I</b>	17, 53
		<b>166-DCG</b>	230	<b>237-I</b>	17, 53
<b>100</b>	20	<b>167-DCG</b>	230	<b>238-I</b>	17, 53
		<b>168-DCG</b>	230	<b>239-I</b>	17, 53
<b>101-DC</b>	20	<b>169-DCG</b>	230		
<b>102-DC</b>	20	<b>170-DCG</b>	230	<b>230-US</b>	54
<b>103-DC</b>	20			<b>231-US</b>	54
<b>104-DC</b>	20	<b>166-G</b>	22	<b>232-US</b>	54
<b>105-DC</b>	20	<b>167-G</b>	22	<b>233-US</b>	54
<b>106-DC</b>	20	<b>168-G</b>	22	<b>234-US</b>	54
<b>107-DC</b>	20	<b>169-G</b>	22	<b>235-US</b>	54
<b>108-DC</b>	20	<b>170-G</b>	22	<b>236-US</b>	54
<b>109-DC</b>	20			<b>237-US</b>	54
<b>110-DC</b>	20	<b>191</b>	23	<b>238-US</b>	54
		<b>192</b>	23	<b>239-US</b>	54
<b>101-S</b>	20	<b>193</b>	23		
<b>102-S</b>	20	<b>194</b>	23	<b>230-USI</b>	54
<b>103-S</b>	20	<b>195</b>	23	<b>231-USI</b>	54
<b>104-S</b>	20	<b>196</b>	23	<b>232-USI</b>	54
<b>105-S</b>	20			<b>233-USI</b>	54
<b>106-S</b>	20	<b>225-DC</b>	52	<b>234-USI</b>	54
<b>107-S</b>	20	<b>226-DC</b>	52	<b>235-USI</b>	54
<b>108-S</b>	20			<b>236-USI</b>	54
<b>109-S</b>	20	<b>230</b>	53	<b>237-USI</b>	54
<b>110-S</b>	20	<b>231</b>	53	<b>238-USI</b>	54
				<b>239-USI</b>	54

# INDEX BY CATALOG NUMBER

Cat. No.	Page	Cat. No.	Page	Cat. No.	Page
230-SBLU	59	240-US	55	250-MB	66, 97
231-SBLU	59	241-US	55	251-MB	66, 97
232-SBLU	59	242-US	55		
233-SBLU	59	243-US	55	250-MBI	66, 97
		244-US	55	251-MBI	66, 97
230-SR	48, 61	245-US	55		
231-SR	48, 61	246-US	55	250-MSRT	67, 97
232-SR	48, 61	247-US	55	251-MSRT	67, 97
233-SR	48, 61	248-US	55		
234-SR	48, 61	249-US	55	250-MSRTI	67, 97
235-SR	48, 61			251-MSRTI	67, 97
236-SR	48, 61	241-SBLK	62		
237-SR	48, 61	241-SG	63	250-RT2	73
		241-SO	64	251-RT2	73
231-SBLK	59	241-SW	65	252-RT2	73
231-SG	60	241-SY	65	253-RT2	73
231-SO	60			254-RT2	73
231-SW	61	250	68	255-RT2	73
231-SY	62	251	68	256-RT2	73
		252	68	257-RT2	73
240	55	253	68	258-RT2	73
241	55	254	68	259-RT2	73
242	55	255	68		
243	55	256	68	250-RT2US	73
244	55	257	68	251-RT2US	73
245	55	258	68		
246	18, 55	259	68	250-RTI2	73
247	18, 55			251-RTI2	73
248	18, 55	250-I	68	252-RTI2	73
249	18, 55	251-I	68	253-RTI2	73
		252-I	68	254-RTI2	73
240-DC	56	253-I	68	255-RTI2	73
241-DC	56	254-I	68	256-RTI2	73
242-DC	56	255-I	68	257-RTI2	73
243-DC	56	256-I	68	258-RTI2	73
244-DC	56	257-I	68	259-RTI2	73
245-DC	56	258-I	68		
246-DC	18, 56	259-I	68	250-RTI2US	73
247-DC	18, 56			251-RTI2US	73
248-DC	18, 56	250-DC2	72		
249-DC	18, 56	251-DC2	72	250-SRT	70
		252-DC2	72	251-SRT	70
241-DCSLP	58	253-DC2	72	252-SRT	70
242-DCSLP	58	254-DC2	72	253-SRT	70
245-DCSLP	58	255-DC2	72	254-SRT	70
247-DCSLP	58	256-DC2	24, 72	255-SRT	70
249-DCSLP	58	257-DC2	24, 72	256-SRT	70
		258-DC2	24, 72	257-SRT	70
240-SBLU	63	259-DC2	24, 72	258-SRT	70
241-SBLU	63			259-SRT	70
242-SBLU	63	250-DCI2	72		
243-SBLU	63	251-DCI2	72	250-SRTI	70
		252-DCI2	72	251-SRTI	70
240-SR	49, 64	253-DCI2	72	252-SRTI	70
241-SR	49, 64	254-DCI2	72	253-SRTI	70
242-SR	49, 64	255-DCI2	72	254-SRTI	70
243-SR	49, 64	256-DCI2	24, 72	255-SRTI	70
244-SR	49, 64	257-DCI2	24, 72	256-SRTI	70
245-SR	49, 64	258-DCI2	24, 72	257-SRTI	70
246-SR	49, 64	259-DCI2	24, 72	258-SRTI	70
247-SR	49, 64			259-SRTI	70

# INDEX BY CATALOG NUMBER

Cat. No.	Page	Cat. No.	Page	Cat. No.	Page
250-US	69	260-RT	74	321	28
251-US	69	261-RT	74	322	28
252-US	69	262-RT	74	323	28
253-US	69	263-RT	74	324	28
254-US	69	264-RT	74	325	28
255-US	69	265-RT	74	326	28
256-US	69	266-RT	74	327	28
257-US	69	267-RT	74	328	28
258-US	69	268-RT	74	329	28
259-US	69	269-RT	74	330	28
				331	28
				332	28
250-USI	69	260-RTUS	74		
251-USI	69	261-RTUS	74		
252-USI	69			321-B	28
253-USI	69	260-US	71	322-B	28
254-USI	69	261-US	71	323-B	28
255-USI	69	262-US	71	324-B	28
256-USI	69	263-US	71	325-B	28
257-USI	69	264-US	71	326-B	28
258-USI	69	265-US	71	327-B	28
259-USI	69	266-US	71	328-B	28
		267-US	71	329-B	28
		268-US	71	330-B	28
260	70	269-US	71		
261	70			341	28
262	70			342	28
263	70	270-DC2	75	343	28
264	70			344	28
265	70	280	76, 137, 188	345	28
266	70	281	76, 137, 188	346	28
267	70				
268	70	280-DC	76, 137, 188, 194	361	29
269	70	280-DCX	76, 137, 166, 188, 194	362	29
				363	29
260-DC	72			364	29
261-DC	72	280SP	76, 121, 137, 166, 188	365	29
262-DC	72			366	29
263-DC	72			367	29
264-DC	72	281-DC	76, 137, 188	368	29
265-DC	72			369	29
266-DC	25, 72	282-DC	76, 137, 188	370	29
267-DC	25, 72	282-DCX	76, 137, 188	371	29
268-DC	25, 72			372	29
269-DC	25, 72	283-DC	76, 137, 188		
				361-DC	29
260-MB	66, 97	290-DC	26, 77, 189	362-DC	29
261-MB	66, 97	291-DC	26, 77, 189	363-DC	29
		292-DC	26, 77, 189	364-DC	29
260-MSRT	67, 97			365-DC	29
261-MSRT	67, 97	290-MS	27, 77, 190	366-DC	29
		291-MS	27, 77, 190	367-DC	29
260-SRT	71	292-MS	27, 77, 190	368-DC	29
261-SRT	71			369-DC	29
262-SRT	71	290-RT	26, 78, 190	370-DC	29
263-SRT	71	291-RT	26, 78, 190		
264-SRT	71	292-RT	26, 78, 190	381	30
265-SRT	71			382	30
266-SRT	71	290-S	26, 77, 189	383	30
267-SRT	71	291-S	26, 77, 189	384	30
268-SRT	71	292-S	26, 77, 189	384-14	30
269-SRT	71			385	30
				385-14	30

# INDEX BY CATALOG NUMBER

Cat. No.	Page	Cat. No.	Page	Cat. No.	Page
386	30	417-DC2	139	432-SLTG	102
386-14	30	418-DC2	139	433-SLTG	102
387	30	419-DC2	139	434-SLTG	102
387-40	30	420-DC2	139	435-SLTG	102
388	30				
388-40	30	407-DC2G	140, 161	429-SLT	100
389	30			430-SLT	100
389-40	30	407-DCI2	139, 161	431-SLT	100
390	30	408-DCI2	139	432-SLT	100
390-40	30	410-DCI2	139	433-SLT	100
391	30	412-DCI2	139	434-SLT	100
392	30	414-DCI2	139	435-SLT	100
		416-DCI2	139	436-SLT	100
381-DC	31			437-SLT	100
382-DC	31	429-LT2	99	438-SLT	100
383-DC	31	430-LT2	99	439-SLT	100
384-DC	31	431-LT2	99	440-SLT	100
384-DC14	31	432-LT2	99	441-SLT	100
385-DC	31	433-LT2	99		
385-DC14	31	434-LT2	99	429-SLTI	100
386-DC	31	435-LT2	99	430-SLTI	100
386-DC14	31	436-LT2	99	431-SLTI	100
387-DC	31	437-LT2	99	432-SLTI	100
387-DC40	31	438-LT2	99	433-SLTI	100
388-DC	31	439-LT2	99	434-SLTI	100
388-DC40	31			435-SLTI	100
389-DC	31	429-LTI2	99	436-SLTI	100
389-DC40	31	430-LTI2	99	437-SLTI	100
390-DC	31	431-LTI2	99	438-SLTI	100
390-DC40	31	432-LTI2	99	439-SLTI	100
		433-LTI2	99	440-SLTI	100
403	138	434-LTI2	99	441-SLTI	100
403-DC2	139, 161	435-LTI2	99		
407	138	436-LTI2	99	429-SLTUS	101
408	138	437-LTI2	99	430-SLTUS	101
410	138	438-LTI2	99	431-SLTUS	101
412	138	439-LTI2	99	432-SLTUS	101
414	138			433-SLTUS	101
416	138	429-NMLT	98	434-SLTUS	101
417	138	430-NMLT	98	435-SLTUS	101
418	138	431-NMLT	98	436-SLTUS	101
419	138	432-NMLT	98	437-SLTUS	101
420	138	433-NMLT	98	438-SLTUS	101
		434-NMLT	98	439-SLTUS	101
		435-NMLT	98		
403-I	138, 161			429-SLTIUS	101
407-I	138			430-SLTIUS	101
408-I	138	430-NMLTS	98	431-SLTIUS	101
410-I	138	431-NMLTS	98	432-SLTIUS	101
412-I	138			433-SLTIUS	101
414-I	138	429-MLT	100	434-SLTIUS	101
416-I	138	430-MLT	100	435-SLTIUS	101
417-I	138	431-MLT	100	436-SLTIUS	101
418-I	138	432-MLT	100	437-SLTIUS	101
419-I	138			438-SLTIUS	101
420-I	138	429-MLTI	100	439-SLTIUS	101
		430-MLTI	100		
407-DC2	139, 161	431-MLTI	100		
408-DC2	139	432-MLTI	100	429-SLTIG	102
410-DC2	139			430-SLTIG	102
412-DC2	139	429-SLTG	102	431-SLTIG	102
414-DC2	139	430-SLTG	102	432-SLTIG	102
416-DC2	139	431-SLTG	102	433-SLTIG	102

# INDEX BY CATALOG NUMBER

Cat. No.	Page	Cat. No.	Page	Cat. No.	Page
434-SLTIG	102	469-LTI2	105	473-SLTIUS	107
435-SLTIG	102	470-LTI2	105	474-SLTIUS	107
		471-LTI2	105	475-SLTIUS	107
449-SLT	103	472-LTI2	105	476-SLTIUS	107
450-SLT	103	473-LTI2	105	477-SLTIUS	107
451-SLT	103	474-LTI2	105	478-SLTIUS	107
452-SLT	103	475-LTI2	105	479-SLTIUS	107
453-SLT	103	476-LTI2	105		
454-SLT	103	477-LTI2	105	469-SLTG	108
455-SLT	103	478-LTI2	105	470-SLTG	108
456-SLT	103	479-LTI2	105	471-SLTG	108
457-SLT	103			472-SLTG	108
458-SLT	103	469-NMLT	98	473-SLTG	108
459-SLT	103	470-NMLT	98	474-SLTG	108
		471-NMLT	98	475-SLTG	108
449-SLTUS	104	472-NMLT	98		
450-SLTUS	104	473-NMLT	98	469-SLTIG	108
451-SLTUS	104	474-NMLT	98	470-SLTIG	108
452-SLTUS	104	475-NMLT	98	471-SLTIG	108
453-SLTUS	104			472-SLTIG	108
454-SLTUS	104	470-NMLTS	98	473-SLTIG	108
455-SLTUS	104	471-NMLTS	98	474-SLTIG	108
456-SLTUS	104			475-SLTIG	108
457-SLTUS	104	469-SLT	106		
458-SLTUS	104	470-SLT	106	480-NMLTS	98a
459-SLTUS	104	471-SLT	106	481-NMLTS	98a
		472-SLT	106		
449-SLTI	103	473-SLT	106	501-DC2	162
450-SLTI	103	474-SLT	106		
451-SLTI	103	475-SLT	106	507-DC2	140
452-SLTI	103	476-SLT	106	507-DCI2	140
453-SLTI	103	477-SLT	106	508-DC2	140
454-SLTI	103	478-SLT	106	508-DCI2	140
455-SLTI	103	479-SLT	106		
456-SLTI	103			519-DC2	142
457-SLTI	103	469-SLTI	106	520-DC2	142
458-SLTI	103	470-SLTI	106	521-DC2	142
459-SLTI	103	471-SLTI	106	522-DC2	142
		472-SLTI	106	523-DC2	142
449-SLTIUS	104	473-SLTI	106	524-DC2	142
450-SLTIUS	104	474-SLTI	106	525-DC2	142
451-SLTIUS	104	475-SLTI	106		
452-SLTIUS	104	476-SLTI	106	519-DCI2	142
453-SLTIUS	104	477-SLTI	106	520-DCI2	142
454-SLTIUS	104	478-SLTI	106	521-DCI2	142
455-SLTIUS	104	479-SLTI	106	522-DCI2	142
456-SLTIUS	104			523-DCI2	142
457-SLTIUS	104	469-SLTUS	107	524-DCI2	142
458-SLTIUS	104	470-SLTUS	107	525-DCI2	142
459-SLTIUS	104	471-SLTUS	107		
		472-SLTUS	107	530-DC	143
469-LT2	105	473-SLTUS	107	531-DC	143
470-LT2	105	474-SLTUS	107	532-DC	143
471-LT2	105	475-SLTUS	107	533-DC	143
472-LT2	105	476-SLTUS	107	534-DC	143
473-LT2	105	477-SLTUS	107	535-DC	143
474-LT2	105	478-SLTUS	107		
475-LT2	105	479-SLTUS	107	539-SS	123, 141
476-LT2	105			540-SS	123, 141
477-LT2	105	469-SLTIUS	107		
478-LT2	105	470-SLTIUS	107	543-DC	146
479-LT2	105	471-SLTIUS	107		
		472-SLTIUS	107	545-DC2	163



# INDEX BY CATALOG NUMBER

<b>Cat. No.</b>	<b>Page</b>	<b>Cat. No.</b>	<b>Page</b>	<b>Cat. No.</b>	<b>Page</b>
<b>560-ASP</b>	124, 147, 164	<b>596-DCI2</b>	126, 174	<b>683-DCX2</b>	178
		<b>600-DC2</b>	151	<b>684-DCX2</b>	178
<b>560-DC2</b>	136, 163, 194	<b>601-DC2</b>	151, 175, 195	<b>685-DCX2</b>	178
<b>560-DCI2</b>	163	<b>602-DC2</b>	151	<b>686-DCX2</b>	178
				<b>687-DCX2</b>	178
<b>560MCIA</b>	123, 165	<b>616-NMD</b>	127, 195	<b>688-DCX2</b>	178
		<b>617-NMD</b>	127, 195	<b>689-DCX2</b>	178
<b>560-MCIA2</b>	171			<b>683-XM</b>	179
		<b>620-NM</b>	112, 127, 196	<b>684-XM</b>	179
<b>560SP</b>	124, 147, 164			<b>685-XM</b>	179
		<b>621-DC2</b>	151, 175	<b>686-XM</b>	179
<b>561-DC2</b>	163			<b>687-XM</b>	179
<b>561-DCI2</b>	163	<b>621-NM</b>	112, 127, 196	<b>688-XM</b>	179
				<b>689-XM</b>	179
<b>563-DC2</b>	144, 165, 194	<b>630</b>	151	<b>691-DC2</b>	151, 175
<b>565-DC2</b>	167	<b>630-DC2</b>	151	<b>701</b>	270
<b>566-DC2</b>	167, 198			<b>703</b>	270
		<b>642</b>	128, 196	<b>705</b>	270
<b>570-DC2</b>	168	<b>643</b>	128, 196		
<b>570-DCI2</b>	168	<b>644</b>	128, 196	<b>722</b>	215
		<b>645</b>	128, 196		
<b>570-GI</b>	169			<b>732-SP</b>	271
<b>570-RI</b>	170	<b>650-DC2</b>	112, 198		
		<b>651-DC2</b>	113, 197	<b>761-UF</b>	199
<b>570-DCR2</b>	168	<b>653-DC2</b>	153, 177	<b>762-UF</b>	199
		<b>655-DC2</b>	153, 177	<b>763-4</b>	231
<b>571-DC2</b>	148, 172	<b>657-DC2</b>	153, 177	<b>763-6</b>	231
<b>572-DC2</b>	148, 172			<b>763-8</b>	231
<b>573-DC2</b>	148, 172	<b>650-HD2</b>	112, 198		
		<b>651SP</b>	113, 121, 197	<b>764-2</b>	231
<b>571-DCI2</b>	148, 172			<b>764-2N</b>	231
<b>572-DCI2</b>	148, 172	<b>660-DC2</b>	198, 230	<b>764-3</b>	231
<b>573-DCI2</b>	148, 172	<b>662-DC2</b>	198, 230		
		<b>664-DC2</b>	198, 230	<b>765-2</b>	231
<b>570-S</b>	148, 164	<b>665-DC2</b>	198, 230	<b>765-3</b>	231
		<b>666-DC2</b>	198, 230		
<b>571-S</b>	148, 172	<b>670-DC2</b>	198, 230	<b>766-2</b>	231
<b>572-S</b>	148, 172	<b>672-DC2</b>	198, 230	<b>766-3</b>	231
<b>573-S</b>	148, 172	<b>674-DC2</b>	198, 230	<b>766-4</b>	231
		<b>675-DC2</b>	198, 230	<b>766-4N</b>	231
<b>571-SI</b>	148, 172	<b>676-DC2</b>	198, 230		
<b>572-SI</b>	148, 172			<b>770-22</b>	120
<b>573-SI</b>	148, 172	<b>682-DC2</b>	178	<b>770-32</b>	120
		<b>683-DC2</b>	178	<b>770-42</b>	120
<b>581-DC</b>	78, 136, 191	<b>684-DC2</b>	178	<b>770-52</b>	120
<b>582-DC</b>	78, 136, 191	<b>685-DC2</b>	178	<b>770-62</b>	120
<b>583-DC</b>	78, 136, 191	<b>686-DC2</b>	178	<b>770-72</b>	120
		<b>687-DC2</b>	178	<b>771-32</b>	120
<b>590-DC2</b>	125, 150, 173	<b>688-DC2</b>	178	<b>771-42</b>	120
<b>590-DCI2</b>	125, 150, 173	<b>689-DC2</b>	178	<b>771-52</b>	120
				<b>771-62</b>	120
<b>595-DC2</b>	126, 174	<b>683-DCI2</b>	178	<b>772-32</b>	120
<b>595-DC2C</b>	126, 174	<b>684-DCI2</b>	178	<b>772-42</b>	120
<b>595-DCI2</b>	126, 174	<b>685-DCI2</b>	178	<b>772-52</b>	120
		<b>686-DCI2</b>	178	<b>772-62</b>	120
<b>596-DC2</b>	126, 174	<b>687-DCI2</b>	178		
<b>596-DC2C</b>	126, 174	<b>688-DCI2</b>	178		
		<b>689-DCI2</b>	178		

# INDEX BY CATALOG NUMBER

Cat. No.	Page	Cat. No.	Page	Cat. No.	Page
800	154	846SP	122, 152, 176	922	82, 218
800-DC2	154	850SP	130, 159, 184	923	82, 218
801	154	851ASP	131, 157	924	82, 218
801-I	154	851-DC2	157	925	82, 218
801-DC2	156, 182	851-DCI2	157		
801-DCI2	156, 182	851SP	131, 157	920-NS	82, 219
802ASP	128, 157, 183			921-NS	82, 219
802-DC2	157, 183	881-SE	215, 232	922-NS	82, 219
802-DCI2	157, 183	882-SE	215, 232		
802SP	128, 157, 183	883-SE	215, 232	920-S	82, 218
802MCIA	128, 183	884-SE	215, 232	921-S	82, 218
802-MCIA2	183			922-S	82, 218
		890-MC	184, 215	923-S	82, 218
803	154	891-MC	184, 215	924-S	82, 218
803-DC2	154			925-S	82, 218
804	154	895-DC2	126, 174		
804-I	154	895-DC2C	126, 174	933	219, 232
804-DC2	156, 182	895-DCI2	126, 174	934	219, 232
804-DCI2	156, 182			935	219, 232
		895-MC	187, 216	936	219, 232
806	154				
807	155	900	36, 216	938-C	233
808	155			939-C	233
809	155	900-F	159, 184, 217	940-C	233
810	155				
811	155	901	36, 216	938-PVC	233
812	155	902	36, 216		
813	155	903	36, 216	941	38, 83, 220
814	155	904	36, 216	942	38, 83, 220
		905	36, 216	943	38, 83, 220
806-I	154	906	36, 216	944	38, 83, 220
807-I	155	907	36, 82, 216, 218	945	38, 83, 220
808-I	155	908	36, 82, 216, 218	946	38, 83, 220
809-I	155	909	36, 82, 216, 218	947	38, 83, 220
810-I	155	910	36, 82, 216, 218	948	38, 83, 220
811-I	155	912	36, 216	949	38, 83, 220
812-I	155	913	36, 216	950	38, 83, 220
813-I	155				
814-I	155	901-AL	36, 216	941-AL	38, 220
		902-AL	36, 216	942-AL	38, 220
806-DC2	156, 182	903-AL	36, 216	943-AL	38, 220
807-DC2	156, 182	904-AL	36, 216	944-AL	38, 220
808-DC2	156, 182	905-AL	36, 216	945-AL	38, 220
809-DC2	156	906-AL	36, 216	946-AL	38, 220
810-DC2	156				
811-DC2	156	901-NS	37, 218	951	221, 244
812-DC2	156	902-NS	37, 218	951-S	221, 244
813-DC2	156	903-NS	37, 218	952	221, 244
814-DC2	156			953	221, 244
		901-S	36, 217	953-S	221, 244
806-DCI2	156, 182	902-S	36, 217	954	221, 244
807-DCI2	156, 182	903-S	36, 217		
808-DCI2	156, 182	904-S	36, 217	961	222
809-DCI2	156	905-S	36, 217	962	222
810-DCI2	156	906-S	36, 217	963	222
		907-S	36, 82, 217, 218	964	222
830	158	908-S	36, 82, 217, 218	965	222
830-DC2	158, 179	909-S	36, 82, 217, 218	966	222
840SP	129, 141, 180	910-S	36, 82, 217, 218	967	222
841SP	129, 199			968	222
845ASP	130, 162	920	82, 218	969	222
845SP	130, 162	921	82, 218	970	222

# INDEX BY CATALOG NUMBER

Cat. No.	Page	Cat. No.	Page	Cat. No.	Page
971	222	1072	40	1102-DC	42
972	222	1073	40	1103-DC	42
973	222	1074	40	1104-DC	42
974	222	1075	40	1105-DC	42
975	222	1076	40	1106-DC	42
976	222	1077	40	1107-DC	42
977	222	1078	40	1108-DC	42
978	222	1079	40	1109-DC	42
				1110-DC	42
				1111-DC	42
981	222	1080	40		
982	222	1081	40		
983	222	1082	40	1102-DCI	42
984	222	1083	40	1103-DCI	42
985	222	1084	40	1104-DCI	42
986	222	1085	40	1105-DCI	42
987	222	1086	40	1106-DCI	42
988	222	1087	40	1107-DCI	42
989	222	1088	40	1108-DCI	42
990	222			1109-DCI	42
		1089-1	40	1110-DCI	42
1000	186, 271	1089-2	40	1111-DCI	42
1001	186, 271	1089-3	40		
1002	186, 271	1089-4	40	1121	43
1003	186, 271	1089-5	40	1122	43
1004	186, 271	1089-6	40	1123	43
1005	186, 271	1089-7	40	1124	43
1006	186, 271	1089-8	40	1125	43
1007	186, 271			1126	43
1008	186, 271	1090-1	40	1127	43
		1090-2	40	1128	43
1025	13, 233	1090-3	40	1129	43
1026	13, 233	1090-4	40	1130	43
1027	13, 233	1090-5	40	1131	43
1028	13, 233	1090-6	40	1132	43
1028-XL	13, 233	1090-7	40		
1029	13, 233	1090-8	40	1121-AL	43
1030	13, 233	1090-9	40	1122-AL	43
1030-XL	13, 233			1123-AL	43
		1102	41	1124-AL	43
1061	40	1103	41	1125-AL	43
1062	40	1104	41	1126-AL	43
1063	40	1105	41	1127-AL	43
1064	40	1106	41	1128-AL	43
1065	40	1107	41	1129-AL	43
1066	40	1108	41	1130-AL	43
1067	40	1109	41		
1068	40	1110	41	1121-RT	43
1069	40	1111	41	1122-RT	43
		1112	41	1123-RT	43
1061-RT	41	1113	41	1124-RT	43
1062-RT	41			1125-RT	43
1063-RT	41	1102-I	41	1126-RT	43
1064-RT	41	1103-I	41	1127-RT	43
1065-RT	41	1104-I	41	1128-RT	43
1066-RT	41	1105-I	41	1129-RT	43
1071-RT	41	1106-I	41	1130-RT	43
1072-RT	41	1107-I	41		
1073-RT	41	1108-I	41	1160	44
1074-RT	41	1109-I	41	1161	44
		1110-I	41	1162	44
1070	40	1111-I	41	1163	44
1071	40			1164	44

# INDEX BY CATALOG NUMBER

Cat. No.	Page	Cat. No.	Page	Cat. No.	Page
1165	44	1255	237	1661	35
1166	44	1256	237	1662	35
1167	44	1257	237	1663	35
1168	44	1258	237	1664	35
1169	44	1259	237	1665	35
		1260	237	1666	35
1161-HZ	268			1667	35
1162-HZ	268	1251-PVC	238	1668	35
1163-HZ	268	1252-PVC	238	1669	35
1164-HZ	268	1253-PVC	238	1670	35
1165-HZ	268	1254-PVC	238	1671	35
1166-HZ	268	1255-PVC	238		
1167-HZ	268	1256-PVC	238	1691	272
1168-HZ	268			1692	272
1169-HZ	268	1253-S	239	1693	272
1170-HZ	268	1254-S	239	1694	272
1171-HZ	268	1255-S	239	1695	272
1172-HZ	268	1256-S	239	1696	272
1173-HZ	268	1257-S	239		
1174-HZ	268	1258-S	239	1701-DC	58, 131
1175-HZ	268	1259-S	239	1702-DC	58, 131
		1260-S	239		
1170	44			1791-DC	42
1171	44	1306-B	203	1792-DC	42
1172	44	1307-B	204	1793-DC	42
1173	44	1308-B	203		
1174	44	1309-B	204	1881-SE	223, 232
1175	44	1312-B	203	1882-SE	223, 232
1176	44	1313-B	204	1883-SE	223, 232
1179	44	1315-B	204	1884-SE	223, 232
1182	44				
1185	44	1308-DC	203	1901	37, 223
		1309-DC	204	1902	37, 223
1191-DC2	272			1903	37, 223
		1325-B	205	1904	37, 223
1201	234	1325-B1	205	1905	37, 223
1202	234	1326-B	205	1906	37, 223
1203	234	1328-B	205	1907	37, 83, 223, 224
1204	234	1330-B	205	1908	37, 83, 223, 224
1205	234	1331-B	205	1909	37, 83, 223, 224
1206	234			1910	37, 83, 223, 224
1207	234	1325-BH	206		
1208	234	1330-BH	206	1920	83, 224
1209	234	1345-BH	206	1921	83, 224
1210	234			1922	83, 224
1211	234	1520-DC	44	1923	83, 224
1212	234	1521-DC	44	1924	83, 224
		1522-DC	44	1925	83, 224
1220	235	1523-DC	44		
1221	235	1524-DC	44	2100	225
		1525-DC	44	2110	225
1240-PVC	235	1526-DC	44	2120	225
1241-PVC	235	1527-DC	44	2125	225
1242-PVC	235			2130	225
		1520-RT	45	2140	225
1246-MT	236	1521-RT	45	2150	225
1257-MT	236	1522-RT	45	2160	225
				2170	225
1251	237	1620-DC2	75	2180	225
1252	237	1621-DC2	75	2190	225
1253	237	1622-DC2	75		
1254	237				

# INDEX BY CATALOG NUMBER

Cat. No.	Page	Cat. No.	Page	Cat. No.	Page
2100-BN	225	3504	17	84690SP	133,
2110-BN	225	3505	17		158, 180
2120-BN	225				
2125-BN	225	3510	17	9791	200, 245
2130-BN	225	3511	17	9792	200, 245
2140-BN	225			9793	200, 245
		3500-US	17	9794	200, 245
2100-S	224	3501-US	17	9795	200, 245
2110-S	224	3502-US	17	9796	200, 245
2120-S	224	3503-US	17	9797	200, 245
2125-S	224	3504-US	17		
2130-S	224	3505-US	17	9882	200, 245
2140-S	224				
2150-S	224	3510-I	17	9891	272
2160-S	224	3511-I	17	9892	272
2170-S	224			9893	272
2180-S	224	3600	18	9894	272
2190-S	224	3601	18	9895	272
		3602	18	9896	272
		3603	18		
3000	24	3604	18	9951	38, 220
3001	24	3605	18	9952	38, 220
3002	24				
3003	24	3610	18	ALI-50	206
3004	24	3611	18	ALI-112	206
3005	24			ALI-252	206
3006	24				
3007	24	3600-US	18		
3008	24	3601-US	18	ALI-SLR	207
3009	24	3602-US	18		
		3603-US	18	AMC-50	133, 145,
3000-US	24	3604-US	18		170
3001-US	24	3605-US	18	AMC-5075	133, 145,
3002-US	24				170
3003-US	24	3838ASP	122, 152, 176	AMC-52	133, 145, 170
3004-US	24	3838SP	122, 152, 176	AMC-75	133, 145, 170
3005-US	24				
		4057-DC	79, 144,	BJ-100	207
3100	25		166, 191	BJ-200	207
3101	25	4058-DC	79, 144,	BJ-400	207
3102	25		166, 191		
3103	25			BL-17	146, 171
3104	25	4157-DC	80, 145,	BL-18	146, 171
3105	25		167, 192	BL-19	146, 171
3106	25				
3107	25	4256-DC	81, 192	BL-17I	146, 171
3108	25	4258-DC	81, 192	BL-18I	146, 171
3109	25			BL-19I	146, 171
		4360-DC	81, 109, 193		
3100-US	25	4361-DC	81, 109, 193	BR-150	246
3101-US	25			BR-200	246
3102-US	25	4369-LT	27, 109, 193	BR-400	246
3103-US	25	4370-LT	27, 109, 193		
3104-US	25	4371-LT	27, 109, 193	BRI-150	246
3105-US	25	4372-LT	27, 109, 193	BRI-200	246
		4373-LT	27, 109, 193		
3161	23	4374-LT	27, 109, 193	BRW-150	246
3162	23	4375-LT	27, 109, 193	BRW-200	246
3500	17	8400ASP	132, 181	BRWI-150	246
3501	17			BRWI-200	246
3502	17	8400SP	132, 181		
3503	17				

# INDEX BY CATALOG NUMBER

Cat. No.	Page	Cat. No.	Page	Cat. No.	Page
BS-050	273	CA-DLB-120	274	CGA772950	118, 119
BS-075	273	CA-100-24	274	CGA7721050	118, 119
		CA-100-120	274		
BXE-100	247, 273	CA-101-24	274	CLI-10	206
BXE-200	247, 273	CA-101-120	274	CLI-20	206
BXE-300	247, 273				
		CA-PS	274	CSB-200	45
C-31	88			CSB-200F	45
C-32	88	CC-25	226, 247	CSB-250	45
C-33	88	CC-31	226, 247	CSB-250F	45
C-34	88	CC-37	226, 247	CSB-300	45
C-35	88			CSB-300F	45
C-36	88	CE-50	50	CSB-350	45
		CE-75	50	CSB-350F	45
C-41	4			CSB-400	45
C-42	4	CE-2571	269	CSB-400F	45
C-43	4				
C-44	4	CG770-250	114, 115	CSE-075	46
C-45	4	CG770-350	114, 115	CSE-100	46
C-46	4	CG770-450	114, 115		
C-47	4	CG770-560	114, 115	CSS-050	46
C-48	4	CG770-650	114, 115	CSS-075	46
C-49	4	CG771-250	114, 115	CSS-100	46
C-50	4	CG771-350	114, 115		
		CG771-450	114, 115	DB-1308	208
C-37CG	88	CG771-560	114, 115	DB-1309	208
C-38CG	88	CG771-650	114, 115		
C-39CG	88	CG771-750	114, 115	DR-200	248
C-40CG	88	CG771-850	114, 115	DR-300	248
		CG772-560	114, 115	DR-500	248
C-41CG	4	CG772-650	114, 115		
C-42CG	4	CG772-750	114, 115	DS-100	275
C-43CG	4	CG772-850	114, 115		
C-44CG	4	CG772-950	114, 115	DS-101B	275
C-45CG	4	CG772-1050	114, 115	DS-101C	275
C-46CG	4				
C-47CG	4	CG773-850	116, 117	DS-500	275
C-48CG	4	CG773-950	116, 117		
C-49CG	4	CG773-1050	116, 117	EC-075	85
C-50CG	4	CG773-1150	116, 117	EC-100	85
		CG773-1250	116, 117	EC-125	85
C-41CGC	5, 88	CG773-1375	116, 117	EC-150	85
C-42CGC	5, 88	CG774-1050	116, 117	EC-200	85
C-43CGC	5, 88	CG774-1150	116, 117	EC-250	47, 85
C-44CGC	5, 88	CG774-1250	116, 117	EC-300	47, 85
C-45CGC	5, 88	CG774-1375	116, 117	EC-350	47, 85
C-46CGC	5, 88			EC-400	47, 85
		CGA770250	118, 119		
C-61	4	CGA770350	118, 119	EC-075R	47
C-62	4	CGA770450	118, 119	EC-100R	47
C-63	4	CGA770560	118, 119	EC-125R	47
C-64	4	CGA770650	118, 119	EC-150R	47
C-65	4	CGA771250	118, 119	EC-200R	47
C-66	4	CGA771350	118, 119		
C-67	4	CGA771450	118, 119	EYS-0452	263
C-68	4	CGA771560	118, 119	EYS-0453	263
C-69	4	CGA771650	118, 119	EYS-0550	263
C-70	4	CGA771750	118, 119	EYS-2633	263
		CGA771850	118, 119	EYS-2634	263
CA-DL-24	274	CGA772560	118, 119	EYS-2635	263
CA-DL-120	274	CGA772650	118, 119		
CA-DLB-24	274	CGA772750	118, 119	EYS-0452N	263
		CGA772850	118, 119	EYS-0453N	263

# INDEX BY CATALOG NUMBER

Cat. No.	Page	Cat. No.	Page	Cat. No.	Page
EYS-0550N	263	GRX-0606	265	LB-67	6
EYS-2633N	263			LB-68	6
EYS-2634N	263	GRXZ-0468	265	LB-69	6
EYS-2635N	263	GRXZ-0469	265	LB-70	6
		GRXZ-0586	265		
FA-400	48	GRXZ-0596	265	LB-61CG	6
FA-401	48	GRXZ-0602	265	LB-62CG	6
FA-402	48	GRXZ-0607	265	LB-63CG	6
FA-403	48			LB-64CG	6
FA-404	48	IGB-050	209	LB-65CG	6
FA-411	48	IGB-075	209	LB-66CG	6
				LB-67CG	6
FB-10	269	IGB-WM	210	LB-68CG	6
				LB-69CG	6
FS-1000	276	IGBC-063	209	LB-70CG	6
		IGBC-075	209		
GF38SP	134, 143			LL-31	90
GF50SP	134, 143	LB-31	89	LL-32	90
		LB-32	89	LL-33	90
GRB-0445	264	LB-33	89	LL-34	90
GRB-0446	264	LB-34	89	LL-35	90
GRB-0584	264	LB-35	89	LL-36	90
GRB-0597	264	LB-36	89		
GRB-0600	264	LB-37	89	LL-41	8
GRB-0605	264	LB-38	89	LL-42	8
		LB-39	89	LL-43	8
GRC-0443	264	LB-40	89	LL-44	8
GRC-0444	264			LL-45	8
GRC-0556	264	LB-41	6	LL-46	8
GRC-0589	264	LB-42	6	LL-47	8
GRC-0561	264	LB-43	6	LL-48	8
GRC-0580	264	LB-44	6	LL-49	8
		LB-45	6	LL-50	8
GRC-50	210	LB-46	6		
GRC-63	210	LB-47	6	LL-41CG	8
GRC-75	210	LB-48	6	LL-42CG	8
		LB-49	6	LL-43CG	8
GRE-0447	264	LB-50	6	LL-44CG	8
GRE-0448	264			LL-45CG	8
GRE-0582	264	LB-41CG	6	LL-46CG	8
GRE-0587	264	LB-42CG	6	LL-47CG	8
GRE-0598	264	LB-43CG	6	LL-48CG	8
GRE-0603	264	LB-44CG	6	LL-49CG	8
		LB-45CG	6	LL-50CG	8
GRL-0439	264	LB-46CG	6		
GRL-0440	264	LB-47CG	6	LL-41CGC	9, 90
GRL-0546	264	LB-48CG	6	LL-42CGC	9, 90
GRL-0591	264	LB-49CG	6	LL-43CGC	9, 90
GRL-0558	264	LB-50CG	6	LL-44CGC	9, 90
GRL-0576	264			LL-45CGC	9, 90
		LB-41CGC	7, 89	LL-46CGC	9, 90
GRT-0441	265	LB-42CGC	7, 89		
GRT-0442	265	LB-43CGC	7, 89	LL-61	8
GRT-0547	265	LB-44CGC	7, 89	LL-62	8
GRT-0593	265	LB-45CGC	7, 89	LL-63	8
GRT-0559	265	LB-46CGC	7, 89	LL-64	8
GRT-0578	265			LL-65	8
		LB-61	6	LL-66	8
GRX-0449	265	LB-62	6	LL-67	8
GRX-0450	265	LB-63	6	LL-68	8
GRX-0585	265	LB-64	6	LL-69	8
GRX-0595	265	LB-65	6	LL-70	8
GRX-0601	265	LB-66	6		

# INDEX BY CATALOG NUMBER

Cat. No.	Page	Cat. No.	Page	Cat. No.	Page
LLR-41	10, 91	MCC-050	212	SC-44	15, 93
LLR-42	10, 91	MCC-075	212	SC-46	15, 93
LLR-43	10, 91	MCC-100	212	SC-47	15, 93
LLR-44	10, 91			SC-49	15, 93
LLR-45	10, 91	MCH-075	213		
LLR-46	10, 91	MCH-100	213	SC-61	15
				SC-62	15
LR-31	91	MK-10020	240	SC-63	15
LR-32	91	MK-20025	240	SC-64	15
LR-33	91	MK-20025R	240	SC-66	15
LR-34	91			SC-67	15
LR-35	91	MLB-44	14, 241	SC-69	15
LR-36	91	MLB-45	14, 241		
		MLB-46	14, 241	SDB-1300B	214
LR-41	11	MLB-47	14, 241	SDB-1301B	214
LR-42	11	MLB-48	14, 241	SDB-1302B	214
LR-43	11	MLB-49	14, 241		
LR-44	11	MLB-50	14, 241	SE-KIT100	243
LR-45	11			SE-KIT200	243
LR-46	11	MWH-1	242		
LR-47	11			SFR-75	280
LR-48	11	NMCB-1	187, 201,	SFS-75	280
LR-49	11		227, 249		
LR-50	11	NMCB-2	201,	SG38ASP	135, 149,
			228, 249		169
LR-41CG	11	NMCB-3	187, 227	SG38SP	135, 149, 169
LR-42CG	11			SG38MCIA	135, 168
LR-43CG	11	NMLV-100B	250, 277	SG3838ASP	134, 153,
LR-44CG	11	NMLV-100F	250, 277		177
LR-45CG	11	NMLV-200B	250, 277		
LR-46CG	11	NMLV-200F	250, 277	SG-61	15, 93
LR-47CG	11			SG-62	15, 93
LR-48CG	11	NMWH-43	202, 251	SG-63	15, 93
LR-49CG	11			SG-64	15, 93
LR-50CG	11	PB-301	278	SG-66	15, 93
		PB-301N	278	SG-67	15, 93
LR-41CGC	10, 92			SG-69	15, 93
LR-42CGC	10, 92	RB-16	214		
LR-43CGC	10, 92	RB-17	214	SGB-382CL	33
LR-44CGC	10, 92			SGB-383CL	33
LR-45CGC	10, 92	RF-125	242, 279	SGB-38414	33
LR-46CGC	10, 92	RF-150	242, 279	SGB-384CL	33
		RF-200	242, 279	SGB-38514	33
LR-61	11	RF-250	242, 279	SGB-385CL	33
LR-62	11			SGB-38614	33
LR-63	11	RFN-125	242, 279	SGB-386CL	33
LR-64	11	RFN-200	242, 279	SGB-38740	33
LR-65	11	RFN-250	242, 279	SGB-387CL	33
LR-66	11	RFN-300	242, 279	SGB-38840	33
LR-67	11	RFN-400	242, 279	SGB-388CL	33
LR-68	11			SGB-38940	33
LR-69	11	RWH-1	242	SGB-389CL	33
LR-70	11			SGB-39040	33
		SB-386NM	32	SGB-390CL	33
LVB-1	248	SB-387NM	32		
		SB-388NM	32	SGBS-382CL	34
MBG-050	213	SB-389NM	32	SGBS-383CL	34
MBG-075	213	SB-390NM	32	SGBS-38414	34
				SGBS-384CL	34
MC-050	211	SC-41	15, 93	SGBS-38514	34
MC-075	211	SC-42	15, 93	SGBS-385CL	34
MC-100	211	SC-43	15, 93	SGBS-38614	34






# INDEX BY CATALOG NUMBER

Cat. No.	Page	Cat. No.	Page	Cat. No.	Page
SGBS-386CL	34	T-41CG	12	TU-2992	266
SGBS-38740	34	T-42CG	12	TU-2993	266
SGBS-387CL	34	T-43CG	12	TU-2994	266
SGBS-38840	34	T-44CG	12	TU-2995	266
SGBS-388CL	34	T-45CG	12	TU-2996	266
SGBS-38940	34	T-46CG	12	TU-2997	266
SGBS-389CL	34	T-47CG	12		
SGBS-39040	34	T-48CG	12	TWB-51	84, 252
SGBS-390CL	34	T-49CG	12	TWB-52	84, 252
		T-50CG	12	TWB-53	84, 252
SGN-61	15, 93			TWB-54	84, 252
SGN-62	15, 93	T-41CGC	13, 92	TWB-55	84, 252
SGN-63	15, 93	T-42CGC	13, 92	TWB-56	84, 252
SGN-64	15, 93	T-43CGC	13, 92	TWB-57	84, 252
SGN-66	15, 93	T-44CGC	13, 92	TWB-58	84, 252
SGN-67	15, 93	T-45CGC	13, 92	TWB-59	84, 252
SGN-69	15, 93	T-46CGC	13, 92	TWB-60	84, 252
SR-050	110	T-61	12	TWE-125	52
SR-075	110	T-62	12	TWE-150	52
SR-100	110	T-63	12	TWE-200	52
SR-125	110	T-64	12	TWE-250	52
SR-150	110	T-65	12	TWE-300	52
SR-200	110	T-66	12	TWE-350	52
SR-250	110	T-67	12	TWE-400	52
SR-300	110	T-68	12		
SR-350	110	T-69	12	UCS-5075	39, 84,
SR-400	110	T-70	12		111, 160, 185, 229
				UCS-75100	39, 84,
					111, 160, 185, 229
SRC-050	47	T-601	281	UNF-1S	267
SRC-075	47	T-602	281	UNF-2S	267
SRC-100	47	T-603	281	UNF-3S	267
SRC-125	47	T-604	281		
SRC-150	47			UNY-1S	267
SRC-200	47	TA-2636	267	UNY-2S	267
SRC-250	47	TA-2637	267	UNY-3S	267
SRC-300	47	TA-2638	267		
SRC-350	47	TA-2937	267	USL-120	140
SRC-400	47	TA-2938	267		
SRC-500	47	TA-2943	267	US-4461	160, 186, 228
SRC-600	47				
		TL-381	35	USS-6171	185, 229
T-31	92	TL-382	35		
T-32	92	TL-383	35	WGC-1	242
T-33	92	TL-384	35	WGC-2	242
T-34	92	TL-38414	35	WGC-3	242
T-35	92	TL-385	35		
T-36	92	TL-38514	35		
		TL-386	35		
T-41	12	TL-38614	35		
T-42	12	TL-387	35		
T-43	12	TL-38740	35		
T-44	12	TL-388	35		
T-45	12	TL-38840	35		
T-46	12	TL-389	35		
T-47	12	TL-38940	35		
T-48	12	TL-390	35		
T-49	12	TL-39040	35		
T-50	12				

# GENERAL NOTES

## General Notes and Product Standards

- For product dimensions, consult our on-line catalog at [www.bptfittings.com](http://www.bptfittings.com).
- Due to ongoing product improvements, specifications and dimensions are subject to change without prior notice.
- Underwriters Laboratories, Canadian Standards Association, Intertek and Federal Specifications are current at time of publication but are subject to change without prior notice. Current , , and  listings are noted on the smallest unit carton label. Look for the appropriate logo.
- This manual is intended for use as a guide in selection of electrical fittings manufactured by Bridgeport Fittings, Inc. Do not use this manual as an interpretation of the National Electrical Code or local regulations. Always consult your local electrical inspector for requirements in your area.

Products listed or certified comply with the following certifications and specifications:

Product Group	UL Standard	NEMA Standard	Federal Specification	CSA Standard
<b>Rigid &amp; IMC Conduit Bodies</b>	UL-514A	FB-1	A-A-50563A	C22.2 18.3-04
<b>Rigid &amp; IMC Conduit</b>	UL-514B	FB-1	A-A-50553	C22.2 18.3-04
<b>Red Fire Alarm Boxes and Fittings</b>	UL-514A UL-514B	OS1 FB-1	A-A-50563A A-A-50553	- -
<b>EMT</b>	UL-514B	FB-1	A-A-50553	C22.2 18.3-04
<b>Liquid Tight</b>	UL-514B	FB-1	A-A-50552	C22.2 18.3-04
<b>Portable Cord</b>	UL-514B	FB-1	A-A-50552	C22.2 18.3-04
<b>Flexible Metal &amp; AC/MC Cable</b>	UL-514B	FB-1	A-A-50552	C22.2 18.3-04
<b>Nonmetallic Cable</b>	UL-514B	FB-1	A-A-50552	C22.2 18.3-04
<b>Grounding Fittings</b>	UL-467	FB-1	A-A-50552	-
<b>Service Entrance</b>	UL-514B	FB-1	A-A-50563A	C22.2 18.3-04
<b>Hazardous Location</b>	UL-886	-	-	C22.2 30

# **BRIDGEPORT'S**

## **PRODUCT CATALOG**

# Rigid and IMC Conduit Bodies

## Die Cast Aluminum Conduit Bodies

Trade Size	Maximum Number of Conductors					
	LB	C	LL	LR	T	LLR
1/2"	N/A	N/A	N/A	N/A	N/A	–
3/4"	6 AWG	6 AWG	6 AWG	6 AWG	6 AWG	–
1"	3 - 4 AWG	3 - 4 AWG	3 - 4 AWG	3 - 4 AWG	3 - 4 AWG	3 - 4 AWG
1 1/4"	3 - 2 AWG	3 - 2 AWG	3 - 2 AWG	3 - 2 AWG	3 - 2 AWG	3 - 2 AWG
1 1/2"	3 - 1/0 AWG	3 - 1/0 AWG	3 - 1/0 AWG	3 - 1/0 AWG	3 - 2 AWG	3 - 1/0 AWG
2"	3 - 4/0 AWG	3 - 2/0 AWG	3 - 4/0 AWG	3 - 4/0 AWG	3 - 4/0 AWG	3 - 3/0 AWG
2 1/2"	300 MCM	3 - 250 MCM	3 - 250 MCM	3 - 250 MCM	3 - 2/0 AWG	–
3"	350 MCM	3 - 250 MCM	3 - 250 MCM	3 - 250 MCM	3 - 250 MCM	–
3 1/2"	3 - 400 MCM	3 - 250 MCM	3 - 250 MCM	3 - 250 MCM	3 - 250 MCM	–
4"	3 - 400 MCM	3 - 250 MCM	3 - 250 MCM	3 - 250 MCM	3 - 250 MCM	–

Trade Size	Volume in Cu. In.					
	LB	C	LL	LR	T	LLR
1/2"	4.25	4.25	4.25	4.25	4.25	5.5
3/4"	7.2	7.2	7.2	7.2	7.2	9.0
1"	10.8	10.8	10.8	10.8	10.8	15.0
1 1/4"	30.5	30.5	30.5	30.5	30.5	39.5
1 1/2"	30.5	30.5	30.5	30.5	30.5	40.8
2"	70.7	70.7	70.7	70.7	70.7	88.5
2 1/2"	152.5	157.4	157.4	157.4	157.4	–
3"	152.5	179.8	179.8	179.8	179.8	–
3 1/2"	311.8	323.0	323.0	323.0	323.0	–
4"	311.8	323.0	323.0	323.0	323.0	–

# Rigid and IMC Conduit Bodies

## Malleable Iron Conduit Bodies

Trade Size	Maximum Number of Conductors				
	LB	C	LL	LR	T
1/2"	N/A	N/A	N/A	N/A	N/A
3/4"	3 - 6 AWG	3 - 6 AWG	3 - 6 AWG	3 - 6 AWG	3 - 6 AWG
1"	3 - 4 AWG	3 - 4 AWG	3 - 4 AWG	3 - 4 AWG	3 - 4 AWG
1 1/4"	3 - 2 AWG	3 - 2 AWG	3 - 2 AWG	3 - 2 AWG	3 - 2 AWG
1 1/2"	3 - 1/0 AWG	3 - 1/0 AWG	3 - 1/0 AWG	3 - 1/0 AWG	3 - 1 AWG
2"	3 - 3/0 AWG	3 - 4/0 AWG	3 - 4/0 AWG	3 - 4/0 AWG	3 - 2/0 AWG
2 1/2"	3 - 250 MCM	3 - 300 MCM	3 - 300 MCM	3 - 300 MCM	3 - 4/0 AWG
3"	3 - 250 MCM	3 - 350 MCM	3 - 350 MCM	3 - 350 MCM	3 - 4/0 AWG
3 1/2"	3 - 350 MCM	3 - 350 MCM	3 - 350 MCM	3 - 500 MCM	3 - 350 MCM
4"	3 - 350 MCM	3 - 350 MCM	3 - 350 MCM	3 - 500 MCM	3 - 350 MCM

Trade Size	Volume in Cu. In.				
	LB	C	LL	LR	T
1/2"	4.5	4.5	4.5	4.5	6.0
3/4"	7.5	7.5	7.5	7.5	9.5
1"	12.5	12.5	12.5	12.5	15.0
1 1/4"	32.3	32.3	32.3	32.3	33.0
1 1/2"	35.3	35.3	35.3	35.3	36.0
2"	73.0	73.0	73.0	73.0	75.0
2 1/2"	138.0	138.0	138.0	138.0	138.0
3"	170.0	170.0	170.0	170.0	170.0
3 1/2"	300.0	300.0	300.0	300.0	300.0
4"	328.0	328.0	328.0	328.0	328.0


# Rigid and IMC Conduit Bodies

## Type C



Threaded bodies for rigid conduit or IMC allow access for inspection, pulling and maintenance.

c  us File No. E11077

 File No. 702847 (C-41CG thru C-46CG)

Aluminum				Aluminum with Cover and Gasket			
Catalog Number	Trade Size	Unit Qty.	Std. Pkg.	Catalog Number	Trade Size	Unit Qty.	Std. Pkg.
C-41	1/2"	10	60	C-41CG	1/2"	10	60
C-42	3/4"	10	60	C-42CG	3/4"	10	60
C-43	1"	5	30	C-43CG	1"	5	30
C-44	1 1/4"	2	10	C-44CG	1 1/4"	2	10
C-45	1 1/2"	2	10	C-45CG	1 1/2"	2	10
C-46	2"	1	6	C-46CG	2"	1	6
C-47	2 1/2"	---	1	C-47CG	2 1/2"	---	1
C-48	3"	---	1	C-48CG	3"	---	1
C-49	3 1/2"	---	1	C-49CG	3 1/2"	---	1
C-50	4"	---	1	C-50CG	4"	---	1


### Malleable Iron

Catalog Number	Trade Size	Unit Qty.	Std. Pkg.
C-61	1/2"	5	50
C-62	3/4"	5	50
C-63	1"	2	20
C-64	1 1/4"	2	10
C-65	1 1/2"	2	10
C-66	2"	1	6
C-67	2 1/2"	---	1
C-68	3"	---	1
C-69	3 1/2"	---	1
C-70	4"	---	1

## Combination Type C



Units are threaded for use with rigid or IMC as well as set screws for use with EMT. Preassembled with cover and gasket.

 File No. E11077

 Listed Raintight when used with rigid conduit.

### Aluminum with Cover and Gasket

Catalog Number	Trade Size	Unit Qty.	Std. Pkg.
C-41CGC	1/2"	10	60
C-42CGC	3/4"	10	60
C-43CGC	1"	5	30
C-44CGC	1 1/4"	2	10
C-45CGC	1 1/2"	2	10
C-46CGC	2"	1	6


# Rigid and IMC Conduit Bodies

## Type LB



Threaded bodies for rigid conduit or IMC allow access for inspection, pulling and maintenance.

c  us File No. E11077

 File No. 702847 (LB-41CG thru LB-50CG)

### Aluminum

Catalog Number	Trade Size	Unit Qty.	Std. Pkg.
LB-41	1/2"	10	60
LB-42	3/4"	10	60
LB-43	1"	5	30
LB-44	1 1/4"	2	10
LB-45	1 1/2"	2	10
LB-46	2"	1	6
LB-47	2 1/2"	---	1
LB-48	3"	---	1
LB-49	3 1/2"	---	1
LB-50	4"	---	1

### Aluminum with Cover and Gasket

Catalog Number	Trade Size	Unit Qty.	Std. Pkg.
LB-41CG	1/2"	10	60
LB-42CG	3/4"	10	60
LB-43CG	1"	5	30
LB-44CG	1 1/4"	2	10
LB-45CG	1 1/2"	2	10
LB-46CG	2"	1	6
LB-47CG	2 1/2"	---	1
LB-48CG	3"	---	1
LB-49CG	3 1/2"	---	1
LB-50CG	4"	---	1

### Malleable Iron

Catalog Number	Trade Size	Unit Qty.	Std. Pkg.
LB-61	1/2"	5	50
LB-62	3/4"	5	50
LB-63	1"	2	20
LB-64	1 1/4"	2	10
LB-65	1 1/2"	2	10
LB-66	2"	1	6
LB-67	2 1/2"	---	1
LB-68	3"	---	1
LB-69	3 1/2"	---	1
LB-70	4"	---	1

### Malleable Iron with Cover and Gasket

Catalog Number	Trade Size	Unit Qty.	Std. Pkg.
LB-61CG	1/2"	5	50
LB-62CG	3/4"	5	50
LB-63CG	1"	2	20
LB-64CG	1 1/4"	2	10
LB-65CG	1 1/2"	2	10
LB-66CG	2"	1	6
LB-67CG	2 1/2"	---	1
LB-68CG	3"	---	1
LB-69CG	3 1/2"	---	1
LB-70CG	4"	---	1






## Combination Type LB



Units are threaded for use with rigid or IMC as well as set screws for use with EMT. Preassembled with cover and gasket.

 File No. E11077

 Listed Raintight when used with rigid conduit.

### Aluminum with Cover and Gasket

Catalog Number	Trade Size	Unit Qty.	Std. Pkg.
LB-41CGC	1/2"	10	60
LB-42CGC	3/4"	10	60
LB-43CGC	1"	5	30
LB-44CGC	1 1/4"	2	10
LB-45CGC	1 1/2"	2	10
LB-46CGC	2"	1	6


# Rigid and IMC Conduit Bodies

## Type LL



Threaded bodies for rigid conduit or IMC allow access for inspection, pulling and maintenance.

c  us File No. E11077

 File No. 702847 (LL-41CG thru LL-50CG)

### Aluminum

Catalog Number	Trade Size	Unit Qty.	Std. Pkg.
LL-41	1/2"	10	60
LL-42	3/4"	10	60
LL-43	1"	5	30
LL-44	1 1/4"	2	10
LL-45	1 1/2"	2	10
LL-46	2"	1	6
LL-47	2 1/2"	---	1
LL-48	3"	---	1
LL-49	3 1/2"	---	1
LL-50	4"	---	1

### Aluminum with Cover and Gasket

Catalog Number	Trade Size	Unit Qty.	Std. Pkg.
LL-41CG	1/2"	10	60
LL-42CG	3/4"	10	60
LL-43CG	1"	5	30
LL-44CG	1 1/4"	2	10
LL-45CG	1 1/2"	2	10
LL-46CG	2"	1	6
LL-47CG	2 1/2"	---	1
LL-48CG	3"	---	1
LL-49CG	3 1/2"	---	1
LL-50CG	4"	---	1


### Malleable Iron


Catalog Number	Trade Size	Unit Qty.	Std. Pkg.
LL-61	1/2"	5	50
LL-62	3/4"	5	50
LL-63	1"	2	20
LL-64	1 1/4"	2	10
LL-65	1 1/2"	2	10
LL-66	2"	1	6
LL-67	2 1/2"	---	1
LL-68	3"	---	1
LL-69	3 1/2"	---	1
LL-70	4"	---	1

## Combination Type LL



Units are threaded for use with rigid or IMC as well as set screws for use with EMT. Preassembled with cover and gasket.

 File No. E11077

 Listed Raintight when used with rigid conduit.

### Aluminum with Cover and Gasket

Catalog Number	Trade Size	Unit Qty.	Std. Pkg.
LL-41CGC	1/2"	10	60
LL-42CGC	3/4"	10	60
LL-43CGC	1"	5	30
LL-44CGC	1 1/4"	2	10
LL-45CGC	1 1/2"	2	10
LL-46CGC	2"	1	6

# Rigid and IMC Conduit Bodies

## Combination Type LL/LR



Combination type LL/LR style. Units are threaded for use with rigid or IMC as well as set screws for use with EMT. Preassembled with cover and gasket.

c  us File No. E11077


### Aluminum with Cover and Gasket

Catalog Number	Trade Size	Unit Qty.	Std. Pkg.
LLR-41	1/2"	10	60
LLR-42	3/4"	10	60
LLR-43	1"	5	30
LLR-44	1 1/4"	2	10
LLR-45	1 1/2"	2	10
LLR-46	2"	---	5

## Combination Type LR



Units have a threaded interior for use with rigid or IMC as well as set screws for use with EMT. Preassembled with cover and gasket.

 File No. E11077

 Listed Raintight when used with rigid conduit.

### Aluminum with Cover and Gasket

Catalog Number	Trade Size	Unit Qty.	Std. Pkg.	Catalog Number	Trade Size	Unit Qty.	Std. Pkg.
LR-41CGC	1/2"	10	60	LR-44CGC	1 1/4"	2	10
LR-42CGC	3/4"	10	60	LR-45CGC	1 1/2"	2	10
LR-43CGC	1"	5	30	LR-46CGC	2"	1	6


# Rigid and IMC Conduit Bodies

## Type LR



Threaded bodies for rigid conduit or IMC allow access for inspection, pulling and maintenance.

 us File No. E11077

 File No. 702847 (LR-41CG thru LR-50CG)

Aluminum				Aluminum with Cover and Gasket			
Catalog Number	Trade Size	Unit Qty.	Std. Pkg.	Catalog Number	Trade Size	Unit Qty.	Std. Pkg.
LR-41	1/2"	10	60	LR-41CG	1/2"	10	60
LR-42	3/4"	10	60	LR-42CG	3/4"	10	60
LR-43	1"	5	30	LR-43CG	1"	5	30
LR-44	1 1/4"	2	10	LR-44CG	1 1/4"	2	10
LR-45	1 1/2"	2	10	LR-45CG	1 1/2"	2	10
LR-46	2"	1	6	LR-46CG	2"	1	6
LR-47	2 1/2"	---	1	LR-47CG	2 1/2"	---	10
LR-48	3"	---	1	LR-48CG	3"	---	10
LR-49	3 1/2"	---	1	LR-49CG	3 1/2"	---	10
LR-50	4"	---	1	LR-50CG	4"	---	10

## Malleable Iron


Catalog Number	Trade Size	Unit Qty.	Std. Pkg.
LR-61	1/2"	5	50
LR-62	3/4"	5	50
LR-63	1"	2	20
LR-64	1 1/4"	2	10
LR-65	1 1/2"	2	10
LR-66	2"	1	6
LR-67	2 1/2"	---	1
LR-68	3"	---	1
LR-69	3 1/2"	---	1
LR-70	4"	---	1


# Rigid and IMC Conduit Bodies

## Type T



Threaded bodies for rigid conduit or IMC allow access for inspection, pulling and maintenance.

 File No. E11077

 File No. 702847 (T-41CG thru T-50CG)

### Aluminum

Catalog Number	Trade Size	Unit Qty.	Std. Pkg.
T-41	1/2"	10	60
T-42	3/4"	10	60
T-43	1"	5	30
T-44	1 1/4"	2	10
T-45	1 1/2"	2	10
T-46	2"	1	6
T-47	2 1/2"	---	1
T-48	3"	---	1
T-49	3 1/2"	---	1
T-50	4"	---	1

### Aluminum with Cover and Gasket

Catalog Number	Trade Size	Unit Qty.	Std. Pkg.
T-41CG	1/2"	10	60
T-42CG	3/4"	10	60
T-43CG	1"	5	30
T-44CG	1 1/4"	2	10
T-45CG	1 1/2"	2	10
T-46CG	2"	1	6
T-47CG	2 1/2"	---	1
T-48CG	3"	---	1
T-49CG	3 1/2"	---	1
T-50CG	4"	---	1

### Malleable Iron

Catalog Number	Trade Size	Unit Qty.	Std. Pkg.
T-61	1/2"	5	50
T-62	3/4"	5	50
T-63	1"	2	20
T-64	1 1/4"	2	10
T-65	1 1/2"	2	10
T-66	2"	1	6
T-67	2 1/2"	----	1
T-68	3"	----	1
T-69	3 1/2"	----	1
T-70	4"	----	1

## Combination Type T



Units have a threaded interior for use with rigid or IMC as well as set screws for use with EMT. Preassembled with cover and gasket.

 File No. E11077

 Listed Raintight when used with rigid conduit.


### Aluminum with Cover and Gasket

Catalog Number	Trade Size	Unit Qty.	Std. Pkg.
T-41CGC	1/2"	10	60
T-42CGC	3/4"	10	60
T-43CGC	1"	5	30
T-44CGC	1 1/4"	2	10
T-45CGC	1 1/2"	2	10
T-46CGC	2"	1	6

## Service Entrance LB

Allows access to the interior of a conduit system for inspection, pulling and maintenance. Mounts flush against structure. Raintight.



 File No. E11077

### Aluminum

Catalog Number	Trade Size	Unit Qty.	Std. Pkg.	Catalog Number	Trade Size	Unit Qty.	Std. Pkg.
1025	1/2"	5	50	1029	1 1/2"	---	5
1026	3/4"	5	50	1030	2"	---	4
1027	1"	---	20	1028-XL	1 1/4"	---	10
1028	1 1/4"	---	10	1030-XL	2"	---	6

# Rigid and IMC Conduit Bodies

## Mogul Conduit Bodies




MLB-44 thru MLB-46



MLB-47 thru MLB-50

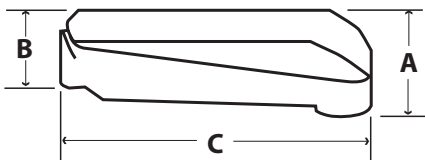
Allows larger access to the inside of a raceway for wire pulling.  
Raintight.

 File No. E11077

<sub>us</sub> File No. E11077 (MLB-47 thru MLB-50)

## Aluminum

Catalog Number	Trade Size	Unit Qty.	Std. Pkg.	Dim A	Dim B	Dim C
MLB-44	1 1/4"	---	5	3 1/2"	3"	9 1/2"
MLB-45	1 1/2"	---	2	5 1/8"	4"	14 1/2"
MLB-46	2"	---	2	5 1/8"	4"	14 1/2"
MLB-47	2 1/2"	---	1	10 1/2"	8 11/16"	22 3/4"
MLB-48	3"	---	1	10 1/2"	8 11/16"	22 3/4"
MLB-49	3 1/2"	---	1	12"	10"	29 1/8"
MLB-50	4"	---	1	12"	10"	29 1/8"





# Rigid and IMC Conduit Bodies

## Conduit Body Covers



Encloses conduit body; supplied with screws.

**UL** File No. E11077 Aluminum Only (SC-41 thru SC-49)

### Aluminum

Catalog Number	Trade Size	Unit Qty.	Std. Pkg.
SC-41	1/2"	25	100
SC-42	3/4"	25	100
SC-43	1"	25	10
SC-44	1 1/4"-1 1/2"	10	100
SC-46	2"	---	25
SC-47	2 1/2"-3"	---	20
SC-49	3 1/2"-4"	---	5

### Steel

Catalog Number	Trade Size	Unit Qty.	Std. Pkg.
SC-61	1/2"	25	100
SC-62	3/4"	25	100
SC-63	1"	25	100
SC-64	1 1/4"-1 1/2"	10	100
SC-66	2"	---	25
SC-67	2 1/2"-3"	---	20
SC-69	3 1/2"-4"	---	5

## Conduit Body Gaskets



SG series provides dust-tight seal between conduit body and cover.

SGN series provides both dust and rain-tight protection.

SGN gaskets are impervious to most liquids and oil.

### Cellulose

Catalog Number	Trade Size	Unit Qty.	Std. Pkg.
SG-61	1/2"	100	1000
SG-62	3/4"	100	1000
SG-63	1"	50	500
SG-64	1 1/4"-1 1/2"	---	100
SG-66	2"	---	100
SG-67	2 1/2"-3"	---	100
SG-69	3 1/2"-4"	---	25

### Neoprene

Catalog Number	Trade Size	Unit Qty.	Std. Pkg.
SGN-61	1/2"	100	1000
SGN-62	3/4"	100	1000
SGN-63	1"	50	500
SGN-64	1 1/4"-1 1/2"	---	100
SGN-66	2"	---	100
SGN-67	2 1/2"-3"	---	100
SGN-69	3 1/2"-4"	---	25

# Rigid and IMC Conduit Fittings

## Set Screw Connectors



1/2" thru 1"



2 1/2" thru 4"

Set screw type fitting used to join unthreaded rigid conduit to box or enclosure. Concrete-tight.

cULus File No. E24001: 236-DC2 thru 239-DC2;  
236-DCI2 thru 239-DCI2

Note: 2 1/2" thru 4" is cUL Listed for rigid steel or aluminum EMT conduit.

### Zinc Die Cast

Catalog Number	Trade Size	Unit Qty.	Std. Pkg.
30-DC2	1/2"	50	500
31-DC2	3/4"	25	25
32-DC2	1"	25	250
236-DC2	2 1/2"	---	12
237-DC2	3"	---	12
238-DC2	3 1/2"	---	6
239-DC2	4"	---	6

### Zinc Die Cast / Insulated Throat - 105°C

Catalog Number	Trade Size	Unit Qty.	Std. Pkg.
236-DCI2	2 1/2"	---	12
237-DCI2	3"	---	12
238-DCI2	3 1/2"	---	6
239-DCI2	4"	---	6

# Rigid and IMC Conduit Fittings

## Set Screw Connectors



1/2" thru 1 1/2"



2"



2 1/2" thru 4"



2 1/2" thru 2"  
Malleable



5" & 6"  
Malleable

Set screw type fitting used to join unthreaded rigid or IMC conduit to box or enclosure. Concrete-tight.

cULus File No. E9391: 3500-US thru 3505-US; 3500 thru 3505

cULus File No. E24001: 236 thru 239; 236-I thru 239-I

Note: UL listing not applicable to 5" & 6" Malleable Iron.

### Steel

Catalog Number	Trade Size	Unit Qty.	Std. Pkg.
236	2 1/2"	2	10
237	3"	2	10
238	3 1/2"	---	6
239	4"	---	6

### Steel / Insulated Throat - 105°C

Catalog Number	Trade Size	Unit Qty.	Std. Pkg.
236-I	2 1/2"	2	10
237-I	3"	2	10
238-I	3 1/2"	---	6
239-I	4"	---	6

### Steel (Made in the USA!)

Catalog Number	Trade Size	Unit Qty.	Std. Pkg.
3500-US	1/2"	50	500
3501-US	3/4"	25	250
3502-US	1"	25	250
3503-US	1 1/4"	20	120
3504-US	1 1/2"	10	60
3505-US	2"	5	30

### Malleable Iron

Catalog Number	Trade Size	Unit Qty.	Std. Pkg.
3500	1/2"	50	200
3501	3/4"	25	250
3502	1"	25	100
3503	1 1/4"	20	120
3504	1 1/2"	10	60
3505	2"	5	30
3510	5"	1	5
3511	6"	1	5

### Malleable Iron / Insulated Throat - 105°C

Catalog Number	Trade Size	Unit Qty.	Std. Pkg.
3510-I	5"	1	5
3511-I	6"	1	5

# Rigid and IMC Conduit Fittings

## Set Screw Couplings



Zinc  
1/2" thru 1"



Zinc  
2 1/2" thru 4"



1/2" thru 2"  
Malleable



Malleable  
5" & 6"



Steel  
1/2" thru 1 1/2"



Steel  
2"



Steel  
2 1/2" thru 4"

Set screw type fitting used to join two unthreaded lengths of rigid or IMC conduit. Concrete-tight. 2 1/2" thru 6" furnished with four set screws.

UL File No. E24001: 246 thru 249; 246-DC thru 249-DC

UL File No. E9391: 3600-US thru 3605-US; 3600 thru 3605

SP File No. LR39354: 246-DC thru 249-DC

Note: 2 1/2" thru 4" zinc die cast is UL Listed for rigid steel or aluminum EMT conduit.

Note: UL Listing not applicable to 5" & 6" Malleable Iron.

### Zinc Die Cast

Catalog Number	Trade Size	Unit Qty.	Std. Pkg.
40-DC	1/2"	50	500
41-DC	3/4"	25	250
42-DC	1"	25	250
246-DC	2 1/2"	---	12
247-DC	3"	---	12
248-DC	3 1/2"	---	6
249-DC	4"	---	6

### Steel (Made in the USA!)

Catalog Number	Trade Size	Unit Qty.	Std. Pkg.
3600-US	1/2"	50	500
3601-US	3/4"	25	250
3602-US	1"	50	200
3603-US	1 1/4"	15	90
3604-US	1 1/2"	10	60
3605-US	2"	5	30

### Steel

Catalog Number	Trade Size	Unit Qty.	Std. Pkg.
246	2 1/2"	2	10
247	3"	2	10
248	3 1/2"	---	6
249	4"	---	6

### Malleable Iron

Catalog Number	Trade Size	Unit Qty.	Std. Pkg.
3600	1/2"	30	120
3601	3/4"	25	100
3602	1"	25	100
3603	1 1/4"	15	90
3604	1 1/2"	10	60
3605	2"	5	30
3610	5"	1	5
3611	6"	1	5

# Rigid and IMC Conduit Fittings

## Pull Elbows

Used for connecting threaded rigid or IMC to box or enclosure. Removable aluminum cover and neoprene gasket facilitate wire pulling.

c  us File No. E9391



## Zinc Die Cast

Catalog Number	Trade Size	Unit Qty.	Std. Pkg.
71-DC2	1/2"	10	100
72-DC2	3/4"	5	50

## Pull Elbows

Used for connecting threaded rigid or EMT to box or enclosure. Removable aluminum cover and neoprene gasket facilitate wire pulling.

c  us File No. E9391



## Aluminum

Catalog Number	Trade Size	Unit Qty.	Std. Pkg.
71-DCA	1/2"	10	100
72-DCA	3/4"	5	50

## Pull Elbows

Used for connecting threaded rigid or IMC to form 90° bend. Removable aluminum cover and neoprene gasket facilitate wire pulling.

c  us File No. E9391



## Zinc Die Cast

Catalog Number	Trade Size	Unit Qty.	Std. Pkg.
81-DC	1/2"	10	100
82-DC	3/4"	5	50
83-DC	1"	5	25
84-DC	1 1/4"	5	20

## Pull Elbows

Used for connecting threaded rigid to rigid or EMT to EMT to form 90° bend. Removable aluminum cover and neoprene gasket facilitate wire pulling. Raintight when used with Rigid Conduit.

c  us File No. E9391



## Aluminum

Catalog Number	Trade Size	Unit Qty.	Std. Pkg.
81-DCA	1/2"	10	100
82-DCA	3/4"	5	50
83-DCA	1"	5	25
84-DCA	1 1/4"	5	20

# Rigid and IMC Conduit Fittings

## Locknuts




Steel



Zinc

Used to fasten threaded conduit to opening in a box or enclosure.

 File No. E9391: 101-S thru 112-S; 101-DC thru 106-DC

 File No. LR39354: 101-S thru 112-S

### Zinc Plated Steel - Conduit Locknut

Catalog Number	Trade Size	Unit Qty.	Std. Pkg.
100	3/8"	200	2000
101-S	1/2"	100	1000
102-S	3/4"	100	1000
103-S	1"	100	500
104-S	1 1/4"	---	100
105-S	1 1/2"	---	100
106-S	2"	---	50
107-S	2 1/2"	---	25
108-S	3"	---	25
109-S	3 1/2"	---	25
110-S	4"	---	25
111-S	5"	---	5
112-S	6"	---	5

### Zinc Die Cast - Fitting Locknut

Catalog Number	Trade Size	Unit Qty.	Std. Pkg.
101-DC	1/2"	100	1000
102-DC	3/4"	100	1000
103-DC	1"	100	500
104-DC	1 1/4"	---	100
105-DC	1 1/2"	---	100
106-DC	2"	---	50
107-DC	2 1/2"	---	25
108-DC	3"	---	25
109-DC	3 1/2"	---	25
110-DC	4"	---	25

# Rigid and IMC Conduit Fittings

## Vibration and Bonding Locknuts



Used in harsh vibration environments to fasten threaded conduit to unthreaded opening in a box or enclosure.

c  us File No. E20412


### Steel

Catalog Number	Trade Size	Unit Qty.	Std. Pkg.	Catalog Number	Trade Size	Unit Qty.	Std. Pkg.
121-S	1/2"	50	200	127-S	2 1/2"	5	25
122-S	3/4"	25	100	128-S	3"	5	25
123-S	1"	25	100	129-S	3 1/2"	---	5
124-S	1 1/4"	10	50	130-S	4"	---	5
125-S	1 1/2"	10	50	131-S	5"	---	5
126-S	2"	10	50	132-S	6"	---	5

## Sealing Locknuts



Used to provide raintight seal when fastening threaded conduit to unthreaded opening in a box or enclosure.

c  us File No. E9391: 141 thru 148

### Steel / PVC Seal

Catalog Number	Trade Size	Unit Qty.	Std. Pkg.	Catalog Number	Trade Size	Unit Qty.	Std. Pkg.
141	1/2"	50	200	146	2"	25	100
142	3/4"	25	100	147	2 1/2"	5	25
143	1"	25	100	148	3"	5	25
144	1 1/4"	25	100	149	3 1/2"	5	25
145	1 1/2"	25	100	150	4"	5	25

# Rigid and IMC Conduit Fittings

## Grounding Locknuts



Used to fasten threaded connectors or nipples to box or enclosure. Offers an additional bonding/grounding path. Listed for use with rigid conduit, threaded hubs and conduit nipples.

 Listed

### Zinc Die Cast

Catalog Number	Trade Size	Lug Size	Unit Qty.	Std. Pkg.
166-G	2"	14 - 1/0	10	50
167-G	2 1/2"	14 - 1/0	5	25
168-G	3"	14 - 1/0	1	25
169-G	3 1/2"	6 - 3/0	1	5
170-G	4"	6 - 3/0	1	5





# Rigid and IMC Conduit Fittings

## Threaded Hubs



To secure threaded rigid service entrance conduit to box or enclosure. Insulated throat rated 105°C. BUNA-N sealing ring completely encircles knockout to prevent contaminants from entering enclosure. Concrete-tight.

 File No. E9391: Type 4 - Water Tight

 File No. LR39354

Note: UL listing not applicable to 5" & 6" Malleable Iron.

## Zinc Die Cast

Catalog Number	Trade Size	Unit Qty.	Std. Pkg.	Catalog Number	Trade Size	Unit Qty.	Std. Pkg.
151-DC	1/2"	25	100	156-DC	2"	2	20
152-DC	3/4"	25	100	157-DC	2 1/2"	---	10
153-DC	1"	10	50	158-DC	3"	---	5
154-DC	1 1/4"	5	25	159-DC	3 1/2"	1	5
155-DC	1 1/2"	2	20	160-DC	4"	1	5


## Malleable Iron

Catalog Number	Trade Size	Unit Qty.	Std. Pkg.
3161	5"	---	2
3162	6"	---	2

## Lock - A - Liners

Used for converting ordinary bushings and connectors to code approved insulating bushings and connectors without disturbing wiring.



 File No. E11259

## Polypropylene - 105°C

Catalog Number	Trade Size	Unit Qty.	Std. Pkg.	Catalog Number	Trade Size	Unit Qty.	Std. Pkg.
191	1/2"	25	100	194	1 1/4"	10	40
192	3/4"	25	100	195	1 1/2"	10	40
193	1"	25	100	196	2"	10	40

# Rigid and IMC Conduit Fittings

## Compression Connectors



Zinc



Steel



Malleable

Compression type connector used to join unthreaded steel rigid conduit to box or enclosure. 2 1/2" and larger zinc die cast also suitable for steel and aluminum rigid and EMT conduit. Concrete-tight.

cUL<sup>us</sup> File No. E9391

### Zinc Die Cast / Insulated Throat - 105°C

#### Zinc Die Cast

Catalog Number	Trade Size	Unit Qty.	Std. Pkg.
256-DC2	2 1/2"	---	12
257-DC2	3"	---	12
258-DC2	3 1/2"	---	6
259-DC2	4"	---	6

Catalog Number	Trade Size	Unit Qty.	Std. Pkg.
256-DCI2	2 1/2"	---	12
257-DCI2	3"	---	12
258-DCI2	3 1/2"	---	6
259-DCI2	4"	---	6

#### Steel (Made in the USA!)

Catalog Number	Trade Size	Unit Qty.	Std. Pkg.
3000-US	1/2"	25	100
3001-US	3/4"	25	100
3002-US	1"	5	25
3003-US	1 1/4"	5	25
3004-US	1 1/2"	2	10
3005-US	2"	1	5

#### Malleable Iron

Catalog Number	Trade Size	Unit Qty.	Std. Pkg.
3000	1/2"	25	100
3001	3/4"	25	100
3002	1"	5	25
3003	1 1/4"	5	25
3004	1 1/2"	2	10
3005	2"	1	5
3006	2 1/2"	2	10
3007	3"	2	10
3008	3 1/2"	---	6
3009	4"	---	6

# Rigid and IMC Conduit Fittings

## Compression Couplings



Zinc



Steel



Malleable

Compression type coupling used to join two lengths of unthreaded steel rigid conduit. 2 1/2" and larger zinc die cast also suitable for steel and aluminum rigid and EMT conduit. Concrete-tight.

c  us File No. E9391

### Zinc Die Cast

Catalog Number	Trade Size	Unit Qty.	Std. Pkg.
266-DC	2 1/2"	---	12
267-DC	3"	---	12
268-DC	3 1/2"	---	6
269-DC	4"	---	6

### Steel (Made in the USA!)

Catalog Number	Trade Size	Unit Qty.	Std. Pkg.
3100-US	1/2"	25	100
3101-US	3/4"	25	100
3102-US	1"	5	25
3103-US	1 1/4"	5	25
3104-US	1 1/2"	2	10
3105-US	2"	---	5

### Malleable Iron

Catalog Number	Trade Size	Unit Qty.	Std. Pkg.
3100	1/2"	25	100
3101	3/4"	25	100
3102	1"	5	25
3103	1 1/4"	5	25
3104	1 1/2"	2	10
3105	2"	1	5
3106	2 1/2"	2	10
3107	3"	2	10
3108	3 1/2"	---	6
3109	4"	---	6


# Rigid and IMC Conduit Fittings

## Combination Couplings



Set screw type fitting used to join EMT to rigid or IMC. Concrete-tight. Furnished with Tri-Drive slot/Phillips/Robertson head screws.

 Listed: 290-DC thru 292-DC

 File No. E9391: 290-S thru 292-S

### Zinc Die Cast

### Steel

Catalog Number	Zinc Die Cast		Unit Qty.	Std. Pkg.	Catalog Number	Steel		Unit Qty.	Std. Pkg.
	EMT Trade Size	Rigid Trade Size				EMT Trade Size	Rigid Trade Size		
290-DC	1/2"	1/2"	50	200	290-S	1/2"	1/2"	25	100
291-DC	3/4"	3/4"	25	100	291-S	3/4"	3/4"	25	100
292-DC	1"	1"	25	100	292-S	1"	1"	10	50

## Mighty-Merge® Raintight Combination Couplings



Couplings used to transition EMT to rigid for a secure raintight/wet location seal. Patented.

 Listed

### Zinc Die Cast


Catalog Number	EMT Trade Size	Rigid Trade Size	Unit Qty.	Std. Pkg.
290-RT	1/2"	1/2"	25	100
291-RT	3/4"	3/4"	25	100
292-RT	1"	1"	10	50

# Rigid and IMC Conduit Fittings

## Combination Couplings



Used to join rigid or IMC to EMT. Coupling internally threaded for rigid / IMC. Compression type for EMT. Concrete-tight.

 File No. E9391: 292-MS

### Zinc Plated Steel

Catalog Number	EMT Trade Size	Rigid Trade Size	Unit Qty.	Std. Pkg.
290-MS	1/2"	1/2"	25	100
291-MS	3/4"	3/4"	25	100
292-MS	1"	1"	10	50

## Raintight Combination Couplings



Used to join rigid or IMC to metallic liquid tight conduit. Concrete-tight.

 Listed "Raintight"

 File No. E9391

### Steel

Catalog Number	LT Trade Size	Rigid Trade Size	Unit Qty.	Std. Pkg.
4369-LT	3/8"	1/2"	25	125
4370-LT	1/2"	1/2"	20	100
4371-LT	3/4"	3/4"	10	50
4372-LT	1"	1"	5	25
4373-LT	1 1/4"	1 1/4"	4	20
4374-LT	1 1/2"	1 1/2"	3	15
4375-LT	2"	2"	2	10

# Rigid and IMC Conduit Fittings

## Pull Caps



Used for capping EMT, rigid and most bushings.


## Polyethylene


Catalog Number	Trade Size	Unit Qty.	Std. Pkg.	Catalog Number	Trade Size	Unit Qty.	Std. Pkg.
341	1/2"	100	1000	344	1 1/4"	50	250
342	3/4"	100	1000	345	1 1/2"	25	100
343	1"	100	1000	346	2"	25	100


## Bushings



Used with locknut to protect conductors inside threaded rigid or IMC conduit entering a box. Rounded surface of bushing prevents damage to wire insulation.

 File No. E9391: 321 thru 332

 File No. E11259: 321-B thru 330-B

 File No. LR39354

## Plastic - 105°C

Catalog Number	Trade Size	Unit Qty.	Std. Pkg.
321	1/2"	100	1000
322	3/4"	100	1000
323	1"	50	500
324	1 1/4"	---	100
325	1 1/2"	---	100
326	2"	---	50
327	2 1/2"	---	25
328	3"	---	25
329	3 1/2"	---	25
330	4"	---	20
331	5"	---	5
332	6"	---	5

## Plastic - 150°C

Catalog Number	Trade Size	Unit Qty.	Std. Pkg.
321-B	1/2"	100	1000
322-B	3/4"	100	1000
323-B	1"	50	500
324-B	1 1/4"	---	100
325-B	1 1/2"	---	100
326-B	2"	---	50
327-B	2 1/2"	---	25
328-B	3"	---	25
329-B	3 1/2"	---	25
330-B	4"	---	20

# Rigid and IMC Conduit Fittings

## Insulated Bushings



Used with locknut to protect conductors inside threaded rigid or IMC conduit entering a box. Plastic liner prevents damage to wire insulation. All products rated 150°C except catalog numbers 371 and 372 which are rated 105°C.

 File No. E9391

### Malleable Iron / Plastic Metaliner

Catalog Number	Trade Size	Unit Qty.	Std. Pkg.
361	1/2"	100	1000
362	3/4"	100	1000
363	1"	50	500
364	1 1/4"	10	100
365	1 1/2"	10	100
366	2"	10	100
367	2 1/2"	2	10
368	3"	2	10
369	3 1/2"	---	5
370	4"	---	5
371	5"	---	5
372	6"	---	5

### Zinc Die Cast / Plastic Metaliner

Catalog Number	Trade Size	Unit Qty.	Std. Pkg.
361-DC	1/2"	100	1000
362-DC	3/4"	100	1000
363-DC	1"	50	500
364-DC	1 1/4"	10	100
365-DC	1 1/2"	10	100
366-DC	2"	10	100
367-DC	2 1/2"	2	10
368-DC	3"	2	10
369-DC	3 1/2"	---	5
370-DC	4"	---	5

# Rigid and IMC Conduit Fittings

## Insulated Grounding Bushings



Used with locknut to terminate service conduit to cabinet. Aluminum alloy lug provided for bonding jumper to neutral busbar. Plastic liner prevents damage to wire insulation.

c  us File No. E20412

## Malleable Iron / Plastic Metaliner - 150°C

Catalog Number	Grounding Lug Wire Capacity		Trade Size	Unit Qty.	Std. Pkg.
	Min. Solid	Max. Strand			
381	14	to 4	1/2"	50	500
382	14	to 4	3/4"	50	500
383	14	to 4	1"	25	250
384	14	to 1/0	1 1/4"	20	200
384-14	14	to 4	1 1/4"	20	200
385	14	to 1/0	1 1/2"	20	200
385-14	14	to 4	1 1/2"	20	200
386	14	to 1/0	2"	10	100
386-14	14	to 4	2"	10	100
387	14	to 1/0	2 1/2"	---	25
387-40	6	to 250 MCM	2 1/2"	---	25
388	14	to 1/0	3"	---	25
388-40	6	to 250 MCM	3"	---	25
389	14	to 1/0	3 1/2"	---	25
389-40	6	to 250 MCM	3 1/2"	---	25
390	14	to 1/0	4"	---	20
390-40	6	to 250 MCM	4"	---	20
391	6	to 250 MCM	5"	---	5
392	6	to 250 MCM	6"	---	5



# Rigid and IMC Conduit Fittings

## Insulated Grounding Bushings



Used with locknut to terminate service conduit to cabinet. Aluminum alloy lug provided for bonding jumper to neutral busbar. Plastic liner prevents damage to wire insulation.

c  us File No. E20412

## Zinc Die Cast / Plastic Metaliner - 150°C

Catalog Number	Grounding Lug Wire Capacity		Trade Size	Unit Qty.	Std. Pkg.
	Min. Solid Strand	Max.			
381-DC	14 to 4		1/2"	50	500
382-DC	14 to 4		3/4"	50	500
383-DC	14 to 4		1"	25	250
384-DC	14 to 1/0		1 1/4"	20	200
384-DC14	14 to 4		1 1/4"	20	200
385-DC	14 to 1/0		1 1/2"	20	200
385-DC14	14 to 4		1 1/2"	20	200
386-DC	14 to 1/0		2"	10	100
386-DC14	14 to 4		2"	10	100
387-DC	14 to 1/0		2 1/2"	---	25
387-DC40	6 to 250 MCM		2 1/2"	---	25
388-DC	14 to 1/0		3"	---	25
388-DC40	6 to 250 MCM		3"	---	25
389-DC	14 to 1/0		3 1/2"	---	25
389-DC40	6 to 250 MCM		3 1/2"	---	25
390-DC	14 to 1/0		4"	---	20
390-DC40	6 to 250 MCM		4"	---	20

# Rigid and IMC Conduit Fittings

## Mighty-Rite® Nonmetallic Split Bushings



Patented split design allows for installation after conductors have been pulled. Used with a locknut to terminate threaded rigid and IMC to a box or enclosure. Used with a connector to prevent damage to wire insulation. Rated 105°C.

c  us File No. E9391

### Nonmetallic Split Bushing

Catalog Number	Trade Size	Unit Qty.	Std. Pkg.
SB-386NM	2"	10	100
SB-387NM	2 1/2"	---	25
SB-388NM	3"	---	25
SB-389NM	3 1/2"	---	25
SB-390NM	4"	---	20

## Mighty-Rite® Split Grounding Bushings



Forgot to install a grounding bushing on a feed through pull box? No worries, the simple fix Mighty-Rite® has you covered. Patented.

- Can be installed before wire pull, or after – without expensive rework
- Adjustable grounding lug accepts wire easier
- Pulling larger conductor wire is easier when you can install grounding bushings after the pull
- Low Profile
- Hinged design adjusts and aligns easier – even in tight spots
- 150°C Captive Nylon Insulator

c  us File No. E20412

## Zinc Die Cast / Aluminum Alloy Lug

Catalog Number	Grounding Lug Wire Capacity		Trade Size	Unit Qty.	Std. Pkg.
	Min. Solid Strand	Max.			
SGB-382CL	14 to 4		3/4"	25	250
SGB-383CL	14 to 4		1"	25	250
SGB-38414	14 to 4		1 1/4"	20	200
SGB-384CL	14 to 1/0		1 1/4"	20	200
SGB-38514	14 to 4		1 1/2"	20	200
SGB-385CL	14 to 1/0		1 1/2"	20	200
SGB-38614	14 to 4		2"	10	100
SGB-386CL	14 to 1/0		2"	10	100
SGB-38740	6 to 250 MCM		2 1/2"	---	25
SGB-387CL	14 to 1/0		2 1/2"	---	25
SGB-38840	6 to 250 MCM		3"	---	25
SGB-388CL	14 to 1/0		3"	---	25
SGB-38940	6 to 250 MCM		3 1/2"	---	25
SGB-389CL	6 to 3/0		3 1/2"	---	25
SGB-39040	6 to 250 MCM		4"	---	20
SGB-390CL	6 to 3/0		4"	---	20

# Rigid and IMC Conduit Fittings

## Mighty-Rite® Split Grounding Bushings



Forgot to install a grounding bushing on a feed through pull box? No worries, the simple fix Mighty-Rite® has you covered. Patented.

- Can be installed before wire pull, or after – without expensive rework
- Adjustable grounding lug accepts wire easier
- Pulling larger conductor wire is easier when you can install grounding bushings after the pull
- Low Profile
- Hinged design adjusts and aligns easier – even in tight spots
- 150°C Captive Nylon Insulator

cULus File No. E20412

## Steel / Aluminum Alloy Lug

Catalog Number	Grounding Lug Wire Capacity		Trade Size	Unit Qty.	Std. Pkg.
	Min.	Max.			
SGBS-382CL	14	4	3/4"	25	250
SGBS-383CL	14	4	1"	25	250
SGBS-38414	14	4	1 1/4"	20	200
SGBS-384CL	14	1/0	1 1/4"	20	200
SGBS-38514	14	4	1 1/2"	20	200
SGBS-385CL	14	1/0	1 1/2"	20	200
SGBS-38614	14	4	2"	10	100
SGBS-386CL	14	1/0	2"	10	100
SGBS-38740	6	250 MCM	2 1/2"	---	25
SGBS-387CL	14	1/0	2 1/2"	---	25
SGBS-38840	6	250 MCM	3"	---	25
SGBS-388CL	14	1/0	3"	---	25
SGBS-38940	6	250 MCM	3 1/2"	---	25
SGBS-389CL	6	3/0	3 1/2"	---	25
SGBS-39040	6	250 MCM	4"	---	20
SGBS-390CL	6	3/0	4"	---	20

# Rigid and IMC Conduit Fittings

## Bushing Pennies

Used inside bushing to prevent foreign matter from entering conduit.



## Galvanized Steel

Catalog Number	Trade Size	Unit Qty.	Std. Pkg.	Catalog Number	Trade Size	Unit Qty.	Std. Pkg.
1661	1/2"	500	1000	1667	2 1/2"	50	100
1662	3/4"	250	500	1668	3"	50	100
1663	1"	100	200	1669	3 1/2"	25	100
1664	1 1/4"	50	100	1670	4"	25	100
1665	1 1/2"	50	100	1671	5"	25	100
1666	2"	50	100				

## Threadless Grounding Bushings

Used with a locknut to terminate threadless rigid conduit or IMC to a cabinet. Aluminum alloy lug provided for bonding jumper to neutral busbar. Plastic liner prevents damage to wire insulation.



c  File No. E20412

## Malleable Iron / Aluminum Alloy Lug

Catalog Number	Grounding Lug Wire Capacity		Trade Size	Unit Qty.	Std. Pkg.
	Min. Solid Strand	Max.			
TL-381	14 to 4		1/2"	50	500
TL-382	14 to 4		3/4"	50	500
TL-383	14 to 4		1"	25	250
TL-384	8 to 1/0		1 1/4"	20	200
TL-38414	14 to 4		1 1/4"	20	200
TL-385	8 to 1/0		1 1/2"	20	200
TL-38514	14 to 4		1 1/2"	20	200
TL-386	8 to 1/0		2"	10	100
TL-38614	14 to 4		2"	10	100
TL-387	8 to 1/0		2 1/2"	---	25
TL-38740	6 to 250MCM		2 1/2"	---	25
TL-388	8 to 1/0		3"	---	25
TL-38840	6 to 250MCM		3"	---	25
TL-389	6 to 3/0		3 1/2"	---	25
TL-38940	6 to 250MCM		3 1/2"	---	25
TL-390	6 to 3/0		4"	---	20
TL-39040	6 to 250MCM		4"	---	20

# Rigid and IMC Conduit Fittings

## One Hole Pipe Straps

To support rigid conduit and IMC to mounting surface.



Malleable/Aluminum

cUL<sup>us</sup> File No. E161206: 901 thru 913

SP File No. LR39354: 900 thru 912

### Malleable Iron

Catalog Number	Trade Size	Unit Qty.	Std. Pkg.	Catalog Number	Trade Size	Unit Qty.	Std. Pkg.
900	3/8"	100	1000	906	2"	---	25
901	1/2"	100	1000	907	2 1/2"	---	25
902	3/4"	---	100	908	3"	---	10
903	1"	---	100	909	3 1/2"	---	10
904	1 1/4"	---	50	910	4"	---	10
905	1 1/2"	---	50	912	5"	---	5
				913	6"	---	5

### Aluminum

Catalog Number	Trade Size	Unit Qty.	Std. Pkg.	Catalog Number	Trade Size	Unit Qty.	Std. Pkg.
901-AL	1/2"	100	1000	904-AL	1 1/4"	---	50
902-AL	3/4"	---	100	905-AL	1 1/2"	---	50
903-AL	1"	---	100	906-AL	2"	---	25

## One Hole Pipe Straps

To support rigid conduit and IMC to mounting surface.



Steel

cUL<sup>us</sup> File No. E161206: 904-S thru 908-S and 910-S

SP File No. LR39354

### Zinc Plated Steel

Catalog Number	Trade Size	Unit Qty.	Std. Pkg.	Catalog Number	Trade Size	Unit Qty.	Std. Pkg.
901-S	1/2"	50	500	906-S	2"	---	25
902-S	3/4"	50	500	907-S	2 1/2"	---	25
903-S	1"	50	200	908-S	3"	---	25
904-S	1 1/4"	25	100	909-S	3 1/2"	---	10
905-S	1 1/2"	25	100	910-S	4"	---	10

# Rigid and IMC Conduit Fittings

## Two Hole Pipe Straps

Used to secure rigid conduit or IMC.



UL File No. E161206: 1907 thru 1910

SP File No. LR39354

## Zinc Plated Steel

Catalog Number	Trade Size	Unit Qty.	Std. Pkg.	Catalog Number	Trade Size	Unit Qty.	Std. Pkg.
1901	1/2"	250	2500	1906	2"	25	250
1902	3/4"	150	1500	1907	2 1/2"	25	100
1903	1"	100	1000	1908	3"	20	80
1904	1 1/4"	50	500	1909	3 1/2"	15	60
1905	1 1/2"	50	500	1910	4"	10	40

## Rigid Nail Straps

Used to secure rigid conduit and IMC to wood.



## Zinc Plated Steel

Catalog Number	Trade Size	Unit Qty.	Std. Pkg.
901-NS	1/2"	100	1000
902-NS	3/4"	100	1000
903-NS	1"	100	1000

# Rigid and IMC Conduit Fittings

## Clamp Backs



Provides space between conduit and mounting surface, for use with malleable or aluminum straps.

 us File No. E161206: 941 thru 950; 9951 thru 9952

### Malleable Iron

Catalog Number	Trade Size	Unit Qty.	Std. Pkg.	Catalog Number	Trade Size	Unit Qty.	Std. Pkg.
941	1/2"	50	250	947	2 1/2"	2	10
942	3/4"	50	250	948	3"	2	10
943	1"	25	100	949	3 1/2"	---	5
944	1 1/4"	20	100	950	4"	---	5
945	1 1/2"	10	100	9951	5"	---	5
946	2"	5	50	9952	6"	---	5

### Aluminum

Catalog Number	Trade Size	Unit Qty.	Std. Pkg.	Catalog Number	Trade Size	Unit Qty.	Std. Pkg.
941-AL	1/2"	50	250	944-AL	1 1/4"	20	100
942-AL	3/4"	50	250	945-AL	1 1/2"	10	100
943-AL	1"	25	100	946-AL	2"	5	50



## Mighty-Hold® Universal Clamp Straps



UCS-5075



UCS-75100

One piece clamp back and strap secures both cable and conduit. The UCS-5075 secures 1/2" and 3/4" EMT, Rigid, IMC, Metallic Liquid Tight, Nonmetallic Liquid Tight, FMC, and Schedule 40 and Schedule 80 PVC conduit, as well as steel and aluminum AC/MC cable.

The UCS-75100 secures 3/4" and 1" EMT, Rigid, IMC, Metallic Liquid Tight, Nonmetallic Liquid Tight, FMC, and Schedule 40 and Schedule 80 PVC conduit, as well as steel and aluminum AC/MC cable. Patent Pending.

c  us File No. E161206

### Zinc Plated Steel

Catalog Number	Trade Size	Unit Qty.	Std. Pkg.
UCS-5075	1/2" - 3/4"	25	100
UCS-75100	3/4" - 1"	25	100

# Rigid and IMC Conduit Fittings

## Reducing Washers



To be used in pairs to reduce the size of knockout holes.

**UL** File No. E11259: 1061 thru 1088


**SP** File No. LR39354: 1061 thru 1088

## Galvanized Steel

Catalog Number	Trade Size	Unit Qty.	Std. Pkg.	Catalog Number	Trade Size	Unit Qty.	Std. Pkg.
1061	3/4" - 1/2"	250	1000	1089-1	3 1/2" - 1/2"	---	10
1062	1" - 1/2"	250	1000	1089-2	3 1/2" - 3/4"	---	10
1063	1" - 3/4"	250	1000	1089-3	3 1/2" - 1"	---	10
1064	1 1/4" - 1/2"	100	500	1089-4	3 1/2" - 1 1/4"	---	10
1065	1 1/4" - 3/4"	100	500	1089-5	3 1/2" - 1 1/2"	---	10
1066	1 1/4" - 1"	100	500	1089-6	3 1/2" - 2"	---	10
1067	1 1/2" - 1/2"	100	200	1089-7	3 1/2" - 2 1/2"	---	10
1068	1 1/2" - 3/4"	100	200	1089-8	3 1/2" - 3"	---	10
1069	1 1/2" - 1"	100	200				
				1090-1	4" - 1/2"	---	10
1070	1 1/2" - 1 1/4"	100	200	1090-2	4" - 3/4"	---	10
1071	2" - 1/2"	50	100	1090-3	4" - 1"	---	10
1072	2" - 3/4"	50	100	1090-4	4" - 1 1/4"	---	10
1073	2" - 1"	50	100	1090-5	4" - 1 1/2"	---	10
1074	2" - 1 1/4"	50	100	1090-6	4" - 2"	---	10
1075	2" - 1 1/2"	50	100	1090-7	4" - 2 1/2"	---	10
1076	2 1/2" - 1/2"	50	100	1090-8	4" - 3"	---	10
1077	2 1/2" - 3/4"	50	100	1090-9	4" - 3 1/2"	---	10
1078	2 1/2" - 1"	50	100				
1079	2 1/2" - 1 1/4"	50	100				
1080	2 1/2" - 1 1/2"	50	100				
1081	2 1/2" - 2"	50	100				
1082	3" - 1/2"	---	25				
1083	3" - 3/4"	---	25				
1084	3" - 1"	---	25				
1085	3" - 1 1/4"	---	25				
1086	3" - 1 1/2"	---	25				
1087	3" - 2"	---	25				
1088	3" - 2 1/2"	---	25				

# Rigid and IMC Conduit Fittings

## Mighty-Seal® Raintight Reducing Sealing Washers



Used when a concentric knockout breaks out larger than expected. Maintains NEMA 3R rating on listed enclosures. Includes one coated and one uncoated washer. Coated washer installs on the exterior of the box. Sunlight resistant. Patent Pending.

cUL<sub>us</sub> File No. E11259

### Coated Galvanized Steel

Catalog Number	Trade Size	Unit Qty.	Std. Pkg.	Catalog Number	Trade Size	Unit Qty.	Std. Pkg.
1061-RT	3/4" - 1/2"	20	200	1066-RT	1 1/2" - 1"	20	200
1062-RT	1" - 1/2"	20	200	1071-RT	2" - 1/2"	10	100
1063-RT	1" - 3/4"	20	200	1072-RT	2" - 3/4"	10	100
1064-RT	1 1/4" - 1/2"	20	200	1073-RT	2" - 1"	10	100
1065-RT	1 1/4" - 3/4"	20	200	1074-RT	2" - 1 1/4"	10	100

### Conduit Nipples

When used with locknut, conduit nipples serve as a short raceway between enclosures.



cUL<sub>us</sub> File No. E9391    SP File No. LR39354

### Malleable Iron

Catalog Number	Trade Size	Unit Qty.	Std. Pkg.	Catalog Number	Trade Size	Unit Qty.	Std. Pkg.
1102	1/2"	100	1000	1108	2 1/2"	2	10
1103	3/4"	50	500	1109	3"	2	10
1104	1"	25	250	1110	3 1/2"	---	5
1105	1 1/4"	10	100	1111	4"	---	5
1106	1 1/2"	10	100	1112	5"	---	5
1107	2"	5	25	1113	6"	---	5

### Malleable Iron / Insulated Throat - 105°C

Catalog Number	Trade Size	Unit Qty.	Std. Pkg.	Catalog Number	Trade Size	Unit Qty.	Std. Pkg.
1102-I	1/2"	100	1000	1107-I	2"	5	25
1103-I	3/4"	50	500	1108-I	2 1/2"	2	10
1104-I	1"	25	250	1109-I	3"	2	10
1105-I	1 1/4"	10	100	1110-I	3 1/2"	---	5
1106-I	1 1/2"	10	100	1111-I	4"	---	5

# Rigid and IMC Conduit Fittings

## Conduit Nipples



When used with a locknut, conduit nipples serve as a short raceway between enclosures.

c  us File No. E9391

## 1" Length Zinc Die Cast Conduit Nipples

Catalog Number	Trade Size	Unit Qty.	Std. Pkg.
1791-DC	1/2"	100	1000
1792-DC	3/4"	50	500
1793-DC	1"	25	250

## Zinc Die Cast

Catalog Number	Trade Size	Unit Qty.	Std. Pkg.	Catalog Number	Trade Size	Unit Qty.	Std. Pkg.
1102-DC	1/2"	100	1000	1107-DC	2"	5	50
1103-DC	3/4"	50	500	1108-DC	2 1/2"	---	25
1104-DC	1"	25	250	1109-DC	3"	---	10
1105-DC	1 1/4"	10	100	1110-DC	3 1/2"	---	10
1106-DC	1 1/2"	10	100	1111-DC	4"	---	10

## Zinc Die Cast / Insulated Throat - 105°C


Catalog Number	Trade Size	Unit Qty.	Std. Pkg.	Catalog Number	Trade Size	Unit Qty.	Std. Pkg.
1102-DCI	1/2"	100	1000	1107-DCI	2"	5	50
1103-DCI	3/4"	50	500	1108-DCI	2 1/2"	---	25
1104-DCI	1"	25	250	1109-DCI	3"	---	10
1105-DCI	1 1/4"	10	100	1110-DCI	3 1/2"	---	10
1106-DCI	1 1/2"	10	100	1111-DCI	4"	---	10


# Rigid and IMC Conduit Fittings

## Three-Piece Conduit Couplings



Used to join two lengths of threaded rigid and IMC conduit. Concrete-tight.

c  us File No. E9391: 1121 thru 1130

 File No. LR39354: 1121 thru 1132

### Malleable Iron

Catalog Number	Trade Size	Unit Qty.	Std. Pkg.	Catalog Number	Trade Size	Unit Qty.	Std. Pkg.
1121	1/2"	25	100	1127	2 1/2"	---	5
1122	3/4"	10	100	1128	3"	---	5
1123	1"	5	50	1129	3 1/2"	---	4
1124	1 1/4"	---	25	1130	4"	---	5
1125	1 1/2"	---	20	1131	5"	---	2
1126	2"	---	10	1132	6"	---	1

### Aluminum

Catalog Number	Trade Size	Unit Qty.	Std. Pkg.	Catalog Number	Trade Size	Unit Qty.	Std. Pkg.
1121-AL	1/2"	25	100	1126-AL	2"	2	10
1122-AL	3/4"	10	100	1127-AL	2 1/2"	1	5
1123-AL	1"	5	50	1128-AL	3"	1	5
1124-AL	1 1/4"	5	25	1129-AL	3 1/2"	1	5
1125-AL	1 1/2"	5	20	1130-AL	4"	1	5

## Mighty-Align® Self-Aligning, Raintight, Three-Piece Conduit Couplings



Used to join two lengths of threaded rigid and IMC conduit. Patented.

c  us File No. E9391

### Malleable Iron

Catalog Number	Trade Size	Unit Qty.	Std. Pkg.	Catalog Number	Trade Size	Unit Qty.	Std. Pkg.
1121-RT	1/2"	25	100	1126-RT	2"	---	10
1122-RT	3/4"	10	100	1127-RT	2 1/2"	---	5
1123-RT	1"	5	50	1128-RT	3"	---	5
1124-RT	1 1/4"	---	25	1129-RT	3 1/2"	---	4
1125-RT	1 1/2"	---	20	1130-RT	4"	---	5

# Rigid and IMC Conduit Fittings

## Reducing Bushings

Used to reduce the size of internal female threads.



 File No. LR39354: Steel

## Zinc Plated Steel

Catalog Number	Trade Size	Unit Qty.	Std. Pkg.	Catalog Number	Trade Size	Unit Qty.	Std. Pkg.
1160	1/2" - 3/8"	100	500	1168	1 1/2" - 3/4"	10	50
1161	3/4" - 1/2"	100	500	1169	1 1/2" - 1"	10	50
1162	1" - 1/2"	50	250	1170	1 1/2" - 1 1/4"	10	50
1163	1" - 3/4"	50	250	1171	2" - 1/2"	10	50
1164	1 1/4" - 1/2"	20	100	1172	2" - 3/4"	10	50
1165	1 1/4" - 3/4"	20	100	1173	2" - 1"	10	50
1166	1 1/4" - 1"	25	100	1174	2" - 1 1/4"	10	50
1167	1 1/2" - 1/2"	10	50	1175	2" - 1 1/2"	10	50



## Malleable Iron

Catalog Number	Trade Size	Unit Qty.	Std. Pkg.	Catalog Number	Trade Size	Unit Qty.	Std. Pkg.
1176	2 1/2" - 2"	---	5	1182	3 1/2" - 3"	---	5
1179	3" - 2 1/2"	---	5	1185	4" - 3 1/2"	---	5

## Offset Nipples

Used to offset the axis of raceway  
3/4" between enclosure runs.



 File No. E9391  File No. LR39354: 1520 thru 1525-DC

## Zinc Die Cast

Catalog Number	Trade Size	Unit Qty.	Std. Pkg.	Catalog Number	Trade Size	Unit Qty.	Std. Pkg.
1520-DC	1/2"	20	200	1523-DC	1 1/4"	10	40
1521-DC	3/4"	10	100	1524-DC	1 1/2"	10	40
1522-DC	1"	5	50	1525-DC	2"	5	30

## Cast Zinc

Catalog Number	Trade Size	Unit Qty.	Std. Pkg.
1526-DC	2 1/2"	2	10
1527-DC	3"	2	10

# Rigid and IMC Conduit Fittings

## Mighty-Seal® Raintight Offset Nipples



Bridgeport's raintight offset nipples are used to offset the axis of a raceway 3/4" between enclosure runs. Rugged zinc die cast construction ensures mechanical protection and durability. Integrated sealing washers maintain wet location/raintight seal. Completely assembled with locknuts and sealing washers. Patented.

 Listed

### Zinc Die Cast

Catalog Number	Trade Size	Unit Qty.	Std. Pkg.
1520-RT	1/2"	20	200
1521-RT	3/4"	10	100
1522-RT	1"	5	50

## Mighty-Seal® Conduit Sealing Bushings



Bridgeport Fittings' Conduit Sealing Bushing (CSB & CSBF) product line is designed for sealing concrete penetrations around rigid conduit installations in building foundations, ceilings, and walls against the intrusion of water.

This product line contains two designs: CSB & CSBF. The CSBF versions are assembled with larger diameter face plates. When installed, the face plate is designed to sit above the surface of the concrete. The standard CSB model is constructed with face and back plates of the same diameter and includes two stainless steel tabs which come pre-installed. The tabs are intended to keep the CSB level with the surface of the concrete during the installation process. The stainless steel tabs can be removed and grounding lugs can be installed using the 1/4-20 tapped hole provided in order to meet grounding and bonding requirements. Factory Certified.

### Stainless Steel and Neoprene Rubber Insert

Catalog Number	Trade Size	Unit Qty.	Std. Pkg.	Catalog Number	Trade Size	Unit Qty.	Std. Pkg.
CSB-200	2"	1	5	CSB-300F	3"	1	5
CSB-200F	2"	1	5	CSB-350	3 1/2"	1	5
CSB-250	2 1/2"	1	5	CSB-350F	3 1/2"	1	5
CSB-250F	2 1/2"	1	5	CSB-400	4"	1	5
CSB-300	3"	1	5	CSB-400F	4"	1	5

# Rigid and IMC Conduit Fittings

## Concrete Slab Elbows



Concrete slab elbows for use in minimum 6" concrete poured or pre-fabricated slabs. NPSM threads.

c  us File No. E9391

### Zinc Die Cast

Catalog Number	Trade Size	Unit Qty.	Std. Pkg.
CSE-075	3/4"	---	5
CSE-100	1"	---	5

## Concrete Slab Inserts



For use in poured or pre-fabricated concrete slabs. For threaded steel or aluminum rigid or IMC conduit. NPSM threads.

 us Listed

### Zinc Die Cast

Catalog Number	Trade Size	Unit Qty.	Std. Pkg.
CSS-050	1/2"	10	40
CSS-075	3/4"	5	20
CSS-100	1"	5	20



# Rigid and IMC Conduit Fittings

## Mighty-Move® Steel Expansion Couplings for Rigid



Assembles like a regular Rigid/IMC set screw coupling. To install, simply slide coupling end stop onto fixed end of conduit and tighten set screw. Place movable conduit end completely into coupling and mark engagement, remove conduit and mark half the distance of engagement, reinstall conduit to half the distance. Bonding jumper purchased separately. US Patent 6,715,803B1.



 File No. E9391

## Zinc Plated Steel

Catalog Number	Trade Size	Unit Qty.	Std. Pkg.	Catalog Number	Trade Size	Unit Qty.	Std. Pkg.
EC-075R	3/4"	15	60	EC-250*	2-1/2"	---	1
EC-100R	1"	10	40	EC-300*	3"	---	1
EC-125R	1-1/4"	8	40	EC-350*	3-1/2"	---	1
EC-150R	1-1/2"	6	30	EC-400*	4"	---	1
EC-200R	2"	---	4				

\*2 1/2" thru 4" suitable for use with EMT or Rigid/IMC conduit.

## Split Rigid Couplings

Split couplings used to join two lengths of threaded rigid and IMC conduit.



 File No. E9391

## Zinc Plated Malleable Iron

Catalog Number	Trade Size	Unit Qty.	Std. Pkg.	Catalog Number	Trade Size	Unit Qty.	Std. Pkg.
SRC-050	1/2"	25	100	SRC-250	2 1/2"	---	5
SRC-075	3/4"	10	100	SRC-300	3"	---	5
SRC-100	1"	5	50	SRC-350	3 1/2"	---	4
SRC-125	1 1/4"	---	25	SRC-400	4"	---	5
SRC-150	1 1/2"	---	20	SRC-500	5"	---	2
SRC-200	2"	---	10	SRC-600	6"	---	1

# Red Fire Alarm Boxes and Fittings

## Red® Fire Alarm Connectors

Set screw connector used to join EMT to box or enclosure. Color coded red to match EMT for easy identification. Use with red EMT for emergency circuits, fire alarm and security system applications. Concrete-tight. Furnished with Tri-Drive slot/Phillips/Robertson head screws. Patented.

c  us File No. E24001



### Steel

Catalog Number	Trade Size	Unit Qty.	Std. Pkg.	Catalog Number	Trade Size	Unit Qty.	Std. Pkg.
230-SR	1/2"	50	500	234-SR	1 1/2"	10	60
231-SR	3/4"	25	250	235-SR	2"	5	30
232-SR	1"	25	250	236-SR	2 1/2"	2	10
233-SR	1 1/4"	20	12	237-SR	3"	2	10

## Red Fire Alarm Boxes

New red steel fire alarm boxes to meet visual identification requirements for fire alarm installations. Available in a variety of sizes to accommodate both old and new work requirements. Provides positive visual identification and can withstand the harshest environmental conditions. Patented.

c  us File No. E24001

### Steel

Catalog Number	Description	Mounting Bracket	Each Side Conduit
FA-400	1 1/2" deep drawn box 4-square	No	(2) 1/2" (1) 3/4"
FA-401	2 1/8" deep welded box 4-square	No	(2) 1/2" (1) 1/2" & 3/4"
FA-402	2 1/8" deep welded box 4-square	CV	(2) 1/2" (1) 1/2" & 3/4"
FA-403	Flat 4-square cover	No	N/A
FA-404	2 1/8" deep welded 4-square extension ring	No No	(2) 1/2" (1) 1/2" & 3/4"
FA-411	2 1/8" deep welded box 4 11/16" square	No	(3) 1/2" & 3/4"

# Red Fire Alarm Boxes and Fittings

## Red® Fire Alarm Couplings

Set screw coupling used to join two lengths of EMT. Color coded red to match EMT for easy identification. Use with red EMT for emergency circuits, fire alarm and security system applications. Concrete-tight. Furnished with Tri-Drive slot/Phillips/Robertson head screws. Patented.

cULus File No. E24001



### Steel

Catalog Number	Trade Size	Unit Qty.	Std. Pkg.	Catalog Number	Trade Size	Unit Qty.	Std. Pkg.
240-SR	1/2"	50	500	244-SR	1 1/2"	10	60
241-SR	3/4"	25	250	245-SR	2"	5	30
242-SR	1"	20	200	246-SR	2 1/2"	2	10
243-SR	1 1/4"	15	90	247-SR	3"	2	10



Each End Conduit	Bottom Conduit	Cu In. Capacity	Unit Qty.	Std. Pkg.
(2) 1/2" (1) 3/4"	(3) 1/2" (2) 3/4"	21.0	---	50
(2) 1/2" (1) 1/2' & 3/4"	(3) 1/2" (2) 1/2" & 3/4"	30.3	---	50
(2) 1/2" (1) 1/2" & 3/4"	(3) 1/2" (2) 1/2' & 3/4"	30.3	---	50
N/A	N/A	N/A	---	50
(2) 1/2" (1) 1/2" & 3/4"	N/A	30.3	---	50
(3) 1/2" & 3/4"	(3) 1/2" (2) 1/2' & 3/4"	42.0	---	50

# EMT Fittings

## Pull Elbows



Used to connect EMT to box or enclosure.  
Removable aluminum cover to facilitate wire pulling.

c  us File No. E9391

### Zinc Die Cast

Catalog Number	Trade Size	Unit Qty.	Std. Pkg.
51-DC2	1/2"	10	100
52-DC2	3/4"	5	50

## Pull Elbows



Used to connect two lengths of EMT to form a 90° bend. Removable aluminum cover to facilitate wire pulling.

c  us File No. E9391

### Zinc Die Cast

Catalog Number	Trade Size	Unit Qty.	Std. Pkg.
61-DC	1/2"	10	100
62-DC	3/4"	5	50
63-DC	1"	5	25
64-DC	1 1/4"	5	20

## Corner Elbows



Used to connect two lengths of EMT to form a 90° bend.

 File No. E9391


### Zinc Die Cast

Catalog Number	Trade Size	Unit Qty.	Std. Pkg.
CE-50	1/2"	10	100
CE-75	3/4"	5	50

## Pull Elbows



Used for connecting threaded rigid or EMT to box or enclosure. Removable aluminum cover and neoprene gasket facilitate wire pulling.

 File No. E9391

### Aluminum

Catalog Number	Trade Size	Unit Qty.	Std. Pkg.
71-DCA	1/2"	10	100
72-DCA	3/4"	5	50

## Pull Elbows



Used for connecting threaded rigid to rigid or EMT to EMT to form 90° bend. Removable aluminum cover and neoprene gasket facilitate wire pulling.

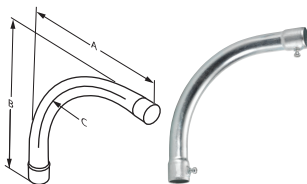
 File No. E9391

### Aluminum

Catalog Number	Trade Size	Unit Qty.	Std. Pkg.
81-DCA	1/2"	10	100
82-DCA	3/4"	5	50
83-DCA	1"	5	25
84-DCA	1 1/4"	5	20

# EMT Fittings

## 90° Set Screw Coupling Elbows



Eliminates the need to bend conduit, reducing time and installation costs. Tri-Drive screw. Concrete-tight when taped.

 File No. E24001

## Zinc Plated Steel

Catalog Number	Trade Size	Unit Qty.	Std. Pkg.	Dim A	Dim B	Dim C
TWE-125	1 1/4"	---	5	11 1/4"	11 1/4"	7 3/4"
TWE-150	1 1/2"	---	5	12"	12"	9 1/4"
TWE-200	2"	---	2	14 1/4"	14 1/4"	10 3/8"
TWE-250	2 1/2"	---	1	18 1/2"	18 1/2"	11 1/4"
TWE-300	3"	---	1	21"	21"	13 1/4"
TWE-350	3 1/2"	---	1	24 1/2"	24 1/2"	15 3/4"
TWE-400	4"	---	1	25 1/4"	25 1/4"	17"

## Low Profile Compression Connectors



Compression type connector used to join EMT to box or enclosure. Concrete-tight.

 File No. E24001

## Zinc Die Cast

Catalog Number	Trade Size	Unit Qty.	Std. Pkg.
225-DC	1/2"	50	500
226-DC	3/4"	50	500

## Set Screw Connectors



1/2" thru 2"



2 1/2" thru 4"

Set screw type fitting used to join EMT to box or enclosure. Concrete-tight. 1/2" thru 2" furnished with Tri-Drive slot/Phillips/Robertson head screws.

c  us File No. E24001

### Steel

Catalog Number	Trade Size	Unit Qty.	Std. Pkg.	Catalog Number	Trade Size	Unit Qty.	Std. Pkg.
230	1/2"	50	500	235	2"	5	30
231	3/4"	25	250	236	2 1/2"	2	10
232	1"	25	250	237	3"	2	10
233	1 1/4"	20	120	238	3 1/2"	---	6
234	1 1/2"	10	60	239	4"	---	6

### Steel / Insulated Throat - 105°C

Catalog Number	Trade Size	Unit Qty.	Std. Pkg.	Catalog Number	Trade Size	Unit Qty.	Std. Pkg.
230-I	1/2"	50	500	235-I	2"	5	30
231-I	3/4"	25	250	236-I	2 1/2"	2	10
232-I	1"	25	250	237-I	3"	2	10
233-I	1 1/4"	20	120	238-I	3 1/2"	---	6
234-I	1 1/2"	10	60	239-I	4"	---	6

# EMT Fittings

## Made in the USA Set Screw Connectors



1/2" thru 2"



2 1/2" thru 4"

Set screw type fitting used to join EMT to box or enclosure.  
Concrete-tight.

 File No. E24001

### Steel

Catalog Number	Trade Size	Unit Qty.	Std. Pkg.
230-US	1/2"	50	500
231-US	3/4"	25	250
232-US	1"	25	250
233-US	1 1/4"	20	120
234-US	1 1/2"	10	60
235-US	2"	5	30

### Steel / Insulated Throat - 105°C

Catalog Number	Trade Size	Unit Qty.	Std. Pkg.
230-USI	1/2"	50	500
231-USI	3/4"	25	250
232-USI	1"	25	250
233-USI	1 1/4"	20	120
234-USI	1 1/2"	10	60
235-USI	2"	5	30

### Malleable Iron

Catalog Number	Trade Size	Unit Qty.	Std. Pkg.
236-US	2 1/2"	2	10
237-US	3"	2	10
238-US	3 1/2"	---	6
239-US	4"	---	6

### Malleable Iron / Insulated Throat - 105°C

Catalog Number	Trade Size	Unit Qty.	Std. Pkg.
236-USI	2 1/2"	2	10
237-USI	3"	2	10
238-USI	3 1/2"	---	6
239-USI	4"	---	6



## Set Screw Couplings



1/2" thru 2"



2 1/2" thru 4"

Set screw type coupling used to join two lengths of EMT. Concrete-tight. 1/2" thru 2" furnished with Tri-Drive slot/Phillips/Robertson head screws.

 File No. E24001

### Steel

Catalog Number	Trade Size	Unit Qty.	Std. Pkg.	Catalog Number	Trade Size	Unit Qty.	Std. Pkg.
240	1/2"	50	500	245	2"	5	30
241	3/4"	25	250	246	2 1/2"	2	10
242	1"	20	200	247	3"	2	10
243	1 1/4"	15	90	248	3 1/2"	---	6
244	1 1/2"	10	60	249	4"	---	6

## Made in the USA Steel Set Screw Couplings




1/2" thru 2"



2 1/2" thru 4"

Set screw type fitting used to join two lengths of EMT. Concrete-tight.

 File No. E24001

### Steel

Catalog Number	Trade Size	Unit Qty.	Std. Pkg.	Catalog Number	Trade Size	Unit Qty.	Std. Pkg.
240-US	1/2"	50	500	245-US	2"	5	30
241-US	3/4"	25	250	246-US	2 1/2"	2	10
242-US	1"	50	200	247-US	3"	2	10
243-US	1 1/4"	15	90	248-US	3 1/2"	---	6
244-US	1 1/2"	10	60	249-US	4"	---	6

# EMT Fittings

## Set Screw Couplings



Zinc  
1/2" thru 1"



Zinc  
1/4" thru 2"



Zinc  
2 1/4" thru 4"

Set screw type coupling used to join two lengths of EMT. Concrete-tight. 1/2" thru 2" furnished with Tri-Drive slot/Phillips/Robertson head screws.

cUL<sub>us</sub> File No. E24001

2" thru 4" UL listed for both steel and aluminum EMT.

SP File No. LR39354

## Zinc Die Cast

Catalog Number	Trade Size	Unit Qty.	Std. Pkg.	Catalog Number	Trade Size	Unit Qty.	Std. Pkg.
240-DC	1/2"	50	500	245-DC	2"	10	60
241-DC	3/4"	25	250	246-DC	2 1/2"	---	12
242-DC	1"	25	250	247-DC	3"	---	12
243-DC	1 1/4"	10	100	248-DC	3 1/2"	---	6
244-DC	1 1/2"	10	100	249-DC	4"	---	6

## Set Screw Connectors



1/2" thru 1"


1 1/4" thru 2"


2 1/2" thru 4"

Set screw connector used to join EMT to box or enclosure.

2" thru 4" die cast UL Listed for both steel and aluminum EMT.

Concrete-tight. 1/2" thru 2" furnished with Tri-Drive slot/Phillips/Robertson head screws.

 File No. E24001

 File No. LR39354

## Zinc Die Cast

Catalog Number	Trade Size	Unit Qty.	Std. Pkg.	Catalog Number	Trade Size	Unit Qty.	Std. Pkg.
230-DC2	1/2"	50	500	235-DC2	2"	10	60
231-DC2	3/4"	25	250	236-DC2	2 1/2"	---	12
232-DC2	1"	25	250	237-DC2	3"	---	12
233-DC2	1 1/4"	10	100	238-DC2	3 1/2"	---	6
234-DC2	1 1/2"	10	100	239-DC2	4"	---	6

## Zinc Die Cast / Insulated Throat - 105°C

Catalog Number	Trade Size	Unit Qty.	Std. Pkg.	Catalog Number	Trade Size	Unit Qty.	Std. Pkg.
230-DCI2	1/2"	50	500	235-DCI2	2"	10	60
231-DCI2	3/4"	25	250	236-DCI2	2 1/2"	---	12
232-DCI2	1"	25	250	237-DCI2	3"	---	12
233-DCI2	1 1/4"	10	100	238-DCI2	3 1/2"	---	6
234-DCI2	1 1/2"	10	100	239-DCI2	4"	---	6

# EMT Fittings

## Mighty-Align® EMT Slip Couplings



Used to join two lengths of EMT in tight or limited access applications. Back out center screw, slide coupling over one end of conduit then slide other conduit into place. Fully install center screw between conduits and tighten set screws.

c  us File No. E24001

### Zinc Die Cast

Catalog Number	Trade Size	Unit Qty.	Std. Pkg.
241-DCSLP	3/4"	25	250
242-DCSLP	1"	25	250
245-DCSLP	2"	10	60
247-DCSLP	3"	---	12
249-DCSLP	4"	---	6

## Quick Install EMT Connectors



1701-DC

Quickly joins EMT to box or enclosure without the use of a locknut. Simply:

- Insert fitting into the knockout.
- Insert EMT into the fitting.
- Tighten the set screw to simultaneously secure the EMT and the fitting into the knockout.

c  us File No. E24001


### Zinc Die Cast

Catalog Number	Trade Size	Unit Qty.	Std. Pkg.
1701-DC	1/2"	50	500
1702-DC	3/4"	25	250

## Black Set Screw Connectors



Set screw connector used to join EMT to box or enclosure. Color coded black to match EMT for easy identification. Use with black EMT in dark colored areas or in open architecture applications. Concrete-tight. Furnished with Tri-Drive slot/Phillips/Robertson head screws. Patented.

c  us File No. E24001

### Steel

Catalog Number	Trade Size	Unit Qty.	Std. Pkg.
231-SBLK	3/4"	25	250

## Blue Set Screw Connectors



Set screw connector used to join EMT to box or enclosure. Color coded blue to match EMT for easy identification. Use with blue EMT for low voltage wiring, data comm/video and network security applications. Concrete-tight. Furnished with Tri-Drive slot/Phillips/Robertson head screws. Patented.

c  us File No. E24001

### Steel

Catalog Number	Trade Size	Unit Qty.	Std. Pkg.
230-SBLU	1/2"	50	500
231-SBLU	3/4"	25	250
232-SBLU	1"	25	250
233-SBLU	1 1/4"	20	120

# EMT Fittings

## Green Set Screw Connectors



Set screw connector used to join EMT to box or enclosure. Color coded green to match EMT for easy identification. Use with green EMT for grounding/bonding, hospital and healthcare, such as nurse call station applications. Concrete-tight. Furnished with Tri-Drive slot/Phillips/Robertson head screws. Patented.

c  us File No. E24001

### Steel

Catalog Number	Trade Size	Unit Qty.	Std. Pkg.
231-SG	3/4"	25	250

## Orange Set Screw Connectors



Set screw connector used to join EMT to box or enclosure. Color coded orange to match EMT for easy identification. Use with orange EMT in construction/research, fiber optic, isolated circuits, and auto repair/maintenance applications. Concrete-tight. Furnished with Tri-Drive slot/Phillips/Robertson head screws. Patented.

c  us File No. E24001

### Steel

Catalog Number	Trade Size	Unit Qty.	Std. Pkg.
231-SO	3/4"	25	250

## Red® Fire Alarm Connectors



Set screw connector used to join EMT to box or enclosure. Color coded orange to match EMT for easy identification. Use with orange EMT in construction/research, fiber optic, isolated circuits, and auto repair/maintenance applications. Concrete-tight. Furnished with Tri-Drive slot/Phillips/Robertson head screws. Patented.

c  us File No. E24001

### Steel

Catalog Number	Trade Size	Unit Qty.	Std. Pkg.	Catalog Number	Trade Size	Unit Qty.	Std. Pkg.
230-SR	1/2"	50	500	234-SR	1 1/2"	10	60
231-SR	3/4"	25	250	235-SR	2"	5	30
232-SR	1"	25	250	236-SR	2 1/2"	2	10
233-SR	1 1/4"	20	120	237-SR	3"	2	10

## White Set Screw Connectors



Set screw connector used to join EMT to box or enclosure. Color coded white to match EMT for easy identification. Use with white EMT in light colored areas and open architecture applications. Concrete-tight. Furnished with Tri-Drive slot/Phillips/Robertson head screws. Patented.

c  us File No. E24001

### Steel

Catalog Number	Trade Size	Unit Qty.	Std. Pkg.
231-SW	3/4"	25	250

# EMT Fittings

## Yellow Set Screw Connectors



Set screw coupling used to join two lengths of EMT. Color coded yellow to match EMT for easy identification. Use with yellow EMT in special equipment, caution areas, and high voltage applications. Concrete-tight. Furnished with Tri-Drive slot/Phillips/Robertson head screws. Patented.

c  us File No. E24001

### Steel

<u>Catalog Number</u>	<u>Trade Size</u>	<u>Unit Qty.</u>	<u>Std. Pkg.</u>
231-SY	3/4"	25	250

## Black Set Screw Couplings



Set screw coupling used to join two lengths of EMT. Color coded black to match EMT for easy identification. Use with black EMT in dark colored areas or in open architecture applications. Concrete-tight. Furnished with Tri-Drive slot/Phillips/Robertson head screws. Patented.

c  us File No. E24001

### Steel

<u>Catalog Number</u>	<u>Trade Size</u>	<u>Unit Qty.</u>	<u>Std. Pkg.</u>
241-SBLK	3/4"	25	250



## Blue Set Screw Couplings



Set screw coupling used to join two lengths of EMT. Color coded blue to match EMT for easy identification. Use with blue EMT for low voltage wiring, data comm/video and network security applications. Concrete-tight. Furnished with Tri-Drive slot/Phillips/Robertson head screws. Patented.

c  us File No. E24001

### Steel

Catalog Number	Trade Size	Unit Qty.	Std. Pkg.
240-SBLU	1/2"	50	500
241-SBLU	3/4"	25	250
242-SBLU	1"	20	200
243-SBLU	1 1/4"	15	90

## Green Set Screw Couplings



Set screw coupling used to join two lengths of EMT. Color coded green to match EMT for easy identification. Use with green EMT for critical circuits, nurse call stations and hospital and healthcare applications. Concrete-tight. Furnished with Tri-Drive slot/Phillips/Robertson head screws. Patented.

c  us File No. E24001

### Steel

Catalog Number	Trade Size	Unit Qty.	Std. Pkg.
241-SG	3/4"	25	2500

# EMT Fittings

## Orange Set Screw Couplings



Set screw coupling used to join two lengths of EMT. Color coded orange to match EMT for easy identification. Use with orange EMT in construction/research, fiber optic and auto repair/maintenance applications. Concrete-tight. Furnished with Tri-Drive slot/Phillips/Robertson head screws. Patented.

c  us File No. E24001

### Steel

Catalog Number	Trade Size	Unit Qty.	Std. Pkg.
241-S0	3/4"	25	250

## Red® Fire Alarm Couplings



Set screw coupling used to join two lengths of EMT. Color coded red to match EMT for easy identification. Use with red EMT for emergency circuits, fire alarm and security system applications. Concrete-tight. Furnished with Tri-Drive slot/Phillips/Robertson head screws. Patented.

c  us File No. E24001

### Steel

Catalog Number	Trade Size	Unit Qty.	Std. Pkg.	Catalog Number	Trade Size	Unit Qty.	Std. Pkg.
240-SR	1/2"	50	500	244-SR	1 1/2"	10	60
241-SR	3/4"	25	250	245-SR	2"	5	30
242-SR	1"	20	200	246-SR	2 1/2"	2	10
243-SR	1 1/4"	15	90	247-SR	3"	2	10

## White Set Screw Couplings



Set screw coupling used to join two lengths of EMT. Color coded white to match EMT for easy identification. Use with white EMT in light colored areas and open architecture applications. Concrete-tight. Furnished with Tri-Drive slot/Phillips/Robertson head screws. Patented.

c  us File No. E24001

### Steel

Catalog Number	Trade Size	Unit Qty.	Std. Pkg.
241-SW	3/4"	25	250

## Yellow Set Screw Couplings



Set screw coupling used to join two lengths of EMT. Color coded yellow to match EMT for easy identification. Use with yellow EMT in special equipment, caution areas, and high voltage applications. Concrete-tight. Furnished with Tri-Drive slot/Phillips/Robertson head screws. Patented.

c  us File No. E24001

### Steel

Catalog Number	Trade Size	Unit Qty.	Std. Pkg.
241-SY	3/4"	25	250

# EMT Fittings

## Mighty-Bite™ PUSH-EMT® Connectors



Connecting EMT has never been this fast and easy. Simply push the connector onto the conduit. Removable and reusable. Approximately 75% quicker to install than conventional fittings. Concrete-tight. Patented.

c  us File No. E24001

### Zinc Die Cast

Catalog Number	Trade Size	Unit Qty.	Std. Pkg.
250-MB	1/2"	25	250
251-MB	3/4"	25	250

### Zinc Die Cast / Insulated Throat - 105°C

Catalog Number	Trade Size	Unit Qty.	Std. Pkg.
250-MBI	1/2"	25	250
251-MBI	3/4"	25	250

## Mighty-Bite™ PUSH-EMT® Couplings



Connecting EMT has never been this fast and easy. Simply push the coupling onto the conduit. Removable and reusable. Approximately 75% quicker to install than conventional fittings. Concrete-tight. Patented.

c  us File No. E24001

### Zinc Die Cast

Catalog Number	Trade Size	Unit Qty.	Std. Pkg.
260-MB	1/2"	25	250
261-MB	3/4"	25	250

## Mighty-Seal® Raintight PUSH-EMT® Connectors



Connecting EMT has never been this fast and easy. Simply push the connector onto the conduit for a raintight/wet location seal. Removable and reusable. Approximately 75% quicker to install than conventional fittings. Patented.

c  us File No. E24001

### Zinc Die Cast

Catalog Number	Trade Size	Unit Qty.	Std. Pkg.
250-MSRT	1/2"	25	250
251-MSRT	3/4"	25	250

### Zinc Die Cast / Insulated Throat - 105°C

Catalog Number	Trade Size	Unit Qty.	Std. Pkg.
250-MSRTI	1/2"	25	250
251-MSRTI	3/4"	25	25

## Mighty-Seal® PUSH-EMT® Couplings



Connecting EMT has never been this fast and easy. Simply push the coupling onto the conduit for a raintight/wet location seal. Removable and reusable. Approximately 75% quicker to install than conventional fittings. Patented.

c  us File No. E24001

### Zinc Die Cast

Catalog Number	Trade Size	Unit Qty.	Std. Pkg.
260-MSRT	1/2"	25	250
261-MSRT	3/4"	25	250

# EMT Fittings

## Compression Connectors



Compression type connector used to join EMT to box or enclosure. Concrete-tight.

c  us File No. E24001

### Steel

Catalog Number	Trade Size	Unit Qty.	Std. Pkg.	Catalog Number	Trade Size	Unit Qty.	Std. Pkg.
250	1/2"	25	250	255	2"	---	10
251	3/4"	25	250	256	2 1/2"	2	10
252	1"	10	100	257	3"	2	10
253	1 1/4"	---	25	258	3 1/2"	---	6
254	1 1/2"	---	25	259	4"	---	6

### Steel / Insulated Throat - 105°C

Catalog Number	Trade Size	Unit Qty.	Std. Pkg.	Catalog Number	Trade Size	Unit Qty.	Std. Pkg.
250-I	1/2"	25	250	255-I	2"	---	10
251-I	3/4"	25	250	256-I	2 1/2"	2	10
252-I	1"	10	100	257-I	3"	2	10
253-I	1 1/4"	---	25	258-I	3 1/2"	---	6
254-I	1 1/2"	---	25	259-I	4"	---	6

## Made in the USA Compression Connectors



Compression type connectors used to join EMT to box or enclosure. Concrete-tight.

 File No. E24001

<b>Steel</b>				<b>Steel / Insulated Throat - 105°C</b>			
Catalog Number	Trade Size	Unit Qty.	Std. Pkg.	Catalog Number	Trade Size	Unit Qty.	Std. Pkg.
250-US	1/2"	25	250	250-USI	1/2"	25	250
251-US	3/4"	25	250	251-USI	3/4"	25	250
252-US	1"	10	100	252-USI	1"	10	100
253-US	1 1/4"	---	25	253-USI	1 1/4"	---	25
254-US	1 1/2"	---	25	254-USI	1 1/2"	---	25
255-US	2"	---	10	255-USI	2"	---	10

<b>Malleable Iron</b>				<b>Malleable Iron / Insulated Throat - 105°C</b>			
Catalog Number	Trade Size	Unit Qty.	Std. Pkg.	Catalog Number	Trade Size	Unit Qty.	Std. Pkg.
256-US	2 1/2"	2	10	256-USI	2 1/2"	2	10
257-US	3"	2	10	257-USI	3"	2	10
258-US	3 1/2"	---	6	258-USI	3 1/2"	---	6
259-US	4"	---	6	259-USI	4"	---	6

# EMT Fittings

## Raintight Compression Connectors



Compression type connector with internal sealing ring and knockout gasket to create a raintight seal when connecting EMT to box or enclosure.

c(UL)us File No. E24001

### Steel

Catalog Number	Trade Size	Unit Qty.	Std. Pkg.	Catalog Number	Trade Size	Unit Qty.	Std. Pkg.
250-SRT	1/2"	25	250	255-SRT	2"	---	10
251-SRT	3/4"	25	250	256-SRT	2 1/2"	2	10
252-SRT	1"	10	100	257-SRT	3"	2	10
253-SRT	1 1/4"	---	25	258-SRT	3 1/2"	---	6
254-SRT	1 1/2"	---	25	259-SRT	4"	---	6

### Steel / Insulated Throat - 105°C

Catalog Number	Trade Size	Unit Qty.	Std. Pkg.	Catalog Number	Trade Size	Unit Qty.	Std. Pkg.
250-SRTI	1/2"	25	250	255-SRTI	2"	---	10
251-SRTI	3/4"	25	250	256-SRTI	2 1/2"	2	10
252-SRTI	1"	10	100	257-SRTI	3"	2	10
253-SRTI	1 1/4"	---	25	258-SRTI	3 1/2"	---	6
254-SRTI	1 1/2"	---	25	259-SRTI	4"	---	6

## Compression Couplings



Compression type couplings used to join EMT to box or enclosure. Concrete-tight.

c(UL)us File No. E24001

### Steel

Catalog Number	Trade Size	Unit Qty.	Std. Pkg.	Catalog Number	Trade Size	Unit Qty.	Std. Pkg.
260	1/2"	25	250	265	2"	---	10
261	3/4"	20	200	266	2 1/2"	2	10
262	1"	10	100	267	3"	2	10
263	1 1/4"	---	25	268	3 1/2"	---	6
264	1 1/2"	---	25	269	4"	---	6



## Raintight Compression Couplings



Compression style coupling used to join two lengths of EMT. Internal sealing rings create a raintight seal. Concrete-tight/Raintight. Patented.

c  US File No. E24001


### Steel

Catalog Number	Trade Size	Unit Qty.	Std. Pkg.	Catalog Number	Trade Size	Unit Qty.	Std. Pkg.
260-SRT	1/2"	25	250	265-SRT	2"	---	10
261-SRT	3/4"	20	200	266-SRT	2 1/2"	2	10
262-SRT	1"	10	100	267-SRT	3"	2	10
263-SRT	1 1/4"	---	25	268-SRT	3 1/2"	---	6
264-SRT	1 1/2"	---	25	269-SRT	4"	---	6

## Made in the USA Compression Couplings



Compression type couplings used to join two lengths of EMT. Concrete-tight.

 File No. E24001

### Steel

### Malleable Iron

Catalog Number	Trade Size	Unit Qty.	Std. Pkg.	Catalog Number	Trade Size	Unit Qty.	Std. Pkg.
260-US	1/2"	25	250	265-US	2"	---	10
261-US	3/4"	20	200	266-US	2 1/2"	2	10
262-US	1"	10	100	267-US	3"	2	10
263-US	1 1/4"	---	25	268-US	3 1/2"	---	6
264-US	1 1/2"	---	25	269-US	4"	---	6

# EMT Fittings

## Compression Connectors

Compression type connector used to join EMT to box or enclosure. 2 1/2" and larger suitable for aluminum or steel EMT and rigid. Concrete-tight.



 File No. E24001     File No. LR39354

### Zinc Die Cast

Catalog Number	Trade Size	Unit Qty.	Std. Pkg.	Catalog Number	Trade Size	Unit Qty.	Std. Pkg.
250-DC2	1/2"	50	500	255-DC2	2"	---	10
251-DC2	3/4"	25	250	256-DC2	2 1/2"	---	12
252-DC2	1"	15	150	257-DC2	3"	---	12
253-DC2	1 1/4"	10	100	258-DC2	3 1/2"	---	6
254-DC2	1 1/2"	10	40	259-DC2	4"	---	6

### Zinc Die Cast / Insulated Throat - 105°C

Catalog Number	Trade Size	Unit Qty.	Std. Pkg.	Catalog Number	Trade Size	Unit Qty.	Std. Pkg.
250-DCI2	1/2"	50	500	255-DCI2	2"	---	10
251-DCI2	3/4"	25	250	256-DCI2	2 1/2"	---	12
252-DCI2	1"	15	150	257-DCI2	3"	---	12
253-DCI2	1 1/4"	10	100	258-DCI2	3 1/2"	---	6
254-DCI2	1 1/2"	10	40	259-DCI2	4"	---	6

## Compression Couplings

Compression type coupling used to join two lengths of EMT. 2 1/2" and larger zinc die cast are suitable for aluminum or steel EMT and rigid. Concrete-tight.



 File No. E24001     File No. LR39354


### Zinc Die Cast

Catalog Number	Trade Size	Unit Qty.	Std. Pkg.	Catalog Number	Trade Size	Unit Qty.	Std. Pkg.
260-DC	1/2"	50	500	265-DC	2"	---	10
261-DC	3/4"	25	250	266-DC	2 1/2"	---	12
262-DC	1"	15	150	267-DC	3"	---	12
263-DC	1 1/4"	10	100	268-DC	3 1/2"	---	6
264-DC	1 1/2"	10	40	269-DC	4"	---	6

## Made in the USA Raintight Compression Connectors



Compression style connector with internal sealing ring and knockout gasket to create a raintight seal when connecting EMT to box or enclosure. Patented.

 File No. E24001

### Zinc Die Cast

Catalog Number	Trade Size	Unit Qty.	Std. Pkg.	Catalog Number	Trade Size	Unit Qty.	Std. Pkg.
250-RT2US	1/2"	50	500	255-RT2	2"	---	10
251-RT2US	3/4"	25	250	256-RT2	2 1/2"	---	12
252-RT2	1"	15	150	257-RT2	3"	---	12
253-RT2	1 1/4"	10	100	258-RT2*	3 1/2"	---	6
254-RT2	1 1/2"	10	40	259-RT2*	4"	---	6

\*Consult factory for availability.

### Zinc Die Cast / Insulated Throat - 90°C

Catalog Number	Trade Size	Unit Qty.	Std. Pkg.	Catalog Number	Trade Size	Unit Qty.	Std. Pkg.
250-RTI2US	1/2"	50	500	255-RTI2	2"	---	10
251-RTI2US	3/4"	25	250	256-RTI2	2 1/2"	---	12
252-RTI2	1"	15	150	257-RTI2	3"	---	12
253-RTI2	1 1/4"	10	100	258-RTI2*	3 1/2"	---	6
254-RTI2	1 1/2"	10	40	259-RTI2*	4"	---	6

\*Consult factory for availability.

## Raintight Compression Connectors



Compression style connector with internal sealing ring and knockout gasket to create a raintight seal when connecting EMT to box or enclosure. Patented.

 File No. E24001

### Zinc Die Cast

Catalog Number	Trade Size	Unit Qty.	Std. Pkg.
250-RT2	1/2"	50	500
251-RT2	3/4"	25	250

### Zinc Die Cast / Insulated Throat - 90°C


Catalog Number	Trade Size	Unit Qty.	Std. Pkg.
250-RTI2	1/2"	50	500
251-RTI2	3/4"	25	250

# EMT Fittings

## Made in the USA Raintight Compression Couplings



Compression style coupling used to join two lengths of EMT. Internal sealing rings create a raintight seal. Patented.

 File No. E24001

### Zinc Die Cast

Catalog Number	Trade Size	Unit Qty.	Std. Pkg.	Catalog Number	Trade Size	Unit Qty.	Std. Pkg.
260-RTUS	1/2"	50	500	265-RT	2"	---	10
261-RTUS	3/4"	25	250	266-RT	2 1/2"	---	12
262-RT	1"	15	150	267-RT	3"	---	12
263-RT	1 1/4"	10	100	268-RT*	3 1/2"	---	6
264-RT	1 1/2"	10	40	269-RT*	4"	---	6

\*Consult factory for availability.

## Raintight Compression Couplings



Compression style coupling used to join two lengths of EMT. Internal sealing rings create a raintight seal. Patented.

c  us File No. E24001

### Zinc Die Cast

Catalog Number	Trade Size	Unit Qty.	Std. Pkg.
260-RT	1/2"	50	500
261-RT	3/4"	25	250

## 90° Compression Connectors



90° compression type connector used to join EMT to box or enclosure. Concrete-tight.

 File No. E24001


### Zinc Die Cast

Catalog Number	Trade Size	Unit Qty.	Std. Pkg.
270-DC2	1/2"	20	100

## Set Screw Offset Nipple Connectors



Set screw type connector used to join EMT to box or enclosure. Concrete-tight. 1620-DC2 has 3/8" offset; 1621-DC2 has 3/4" offset.

 File No. E24001

### Zinc Die Cast

Catalog Number	Trade Size	Unit Qty.	Std. Pkg.
1620-DC2	1/2"	20	200
1621-DC2	3/4"	10	100
1622-DC2	1"	5	50

# EMT Fittings

## Combination Couplings



Compression type end for EMT; two-screw steel strap end for flexible metal conduit.

### Malleable Iron

Catalog Number	EMT Trade Size	Flex Trade Size	Unit Qty.	Std. Pkg.
280	1/2"	3/8"	25	100
281	1/2"	1/2"	20	100

## Combination Couplings



280SP



280-DC,  
280-DCX



281-DC, 282-DC,  
282-DCX, 283-DC

Set screw type coupling used to join EMT to AC/MC and flexible metal conduit. The patented 280-DCX and 280-DC have steel straps. The 280SP is patented Mighty-Merge® design and has set screw end for EMT and Snap-In end for AC/MC cables and flexible metal conduit. Refer to the cable connector compatibility chart in the technical guide section for MCI-A and other cables.

UL<sup>®</sup> File No. E9391: 280-DC, 280SP, 281-DC, 282-DC, 283-DC



## Zinc Die Cast

Catalog Number	EMT Trade Size	Flex Trade Size	Nonmetallic Cable Range*		AC/MC Cable Range		Unit Qty.	Std. Pkg.
			Min.	Max.	Min.	Max.		
280-DC	1/2"	3/8"	14/2	10/3	---	---	25	100
280-DCX	1/2"	3/8"	14/2	14/2	14/2 (.43")	10/3 (.61")	25	100
280SP	1/2"	3/8"	---	---	14/2 (.43")	10/3 (.61")	25	100
281-DC	1/2"	1/2"	---	---	---	---	25	250
282-DC	3/4"	3/4"	---	---	---	---	25	100
282-DCX	3/4"	1/2"	---	---	---	---	25	100
283-DC	1"	1"	---	---	---	---	10	100

\*See nonmetallic cable section.

## Combination Couplings




Zinc Die Cast



Steel

Set screw type fitting used to join EMT to rigid or IMC. Concrete-tight. Furnished with Tri-Drive slot/Phillips/Robertson head screws.

 Listed: 290-DC thru 292-DC

 File No. E9391: 290-S thru 292-S

### Zinc Die Cast


### Steel

Catalog Number	EMT		Unit Qty.	Std. Pkg.	Catalog Number	EMT		Unit Qty.	Std. Pkg.
	Trade Size	Rigid Trade Size				Trade Size	Rigid Trade Size		
290-DC	1/2"	1/2"	50	200	290-S	1/2"	1/2"	25	100
291-DC	3/4"	3/4"	25	100	291-S	3/4"	3/4"	25	100
292-DC	1"	1"	25	100	292-S	1"	1"	10	50

## Combination Couplings



Coupling used to join EMT to rigid or IMC. Coupling internally threaded for rigid / IMC. Compression type for EMT. Concrete-tight.

 File No. E9391: 292-MS

### Zinc Plated Steel

Catalog Number	EMT Trade Size	Rigid Trade Size	Unit Qty.	Std. Pkg.
290-MS	1/2"	1/2"	25	100
291-MS	3/4"	3/4"	25	100
292-MS	1"	1"	10	50

# EMT Fittings

## Mighty-Merge® Raintight Combination Couplings



Couplings used to transition EMT to rigid for a secure raintight/wet location seal. Patented.

 Listed

## Zinc Die Cast

Catalog Number	EMT Trade Size	Rigid Trade Size	Unit Qty.	Std. Pkg.
290-RT	1/2"	1/2"	25	100
291-RT	3/4"	3/4"	25	100
292-RT	1"	1"	10	50

## Combination Couplings



Coupling used to join EMT to flexible metal conduit. Screw-in end for flex. Compression end for EMT.

 File No. E9391

581-DC UL also listed for use with XRWFMC.

## Zinc Die Cast

Catalog Number	Trade Size	Unit Qty.	Std. Pkg.
581-DC	1/2"	50	500
582-DC	3/4"	25	250
583-DC	1"	10	100



## Mighty-Merge® Combination Couplings



4057-DC



4058-DC

Couplings used to join EMT to flexible metal conduit and AC/MC cable. Refer to the cable connector compatibility charts in the technical guide section for MCI-A and other cables. Patented.

 Listed

### Zinc Die Cast

Catalog Number	EMT Trade Size	Flex Trade Size	AC/MC Cable Range		Unit Qty.	Std. Pkg.
			Min.	Max.		
4057-DC	3/4"	3/8"	1 1/2 (.43")	10/3 (.61")	25	100
4058-DC	3/4"	1/2"	10/4 (.43")	6/4 (.61")	25	100

# EMT Fittings

## Mighty-Merge® Combination Couplings



Coupling used to join duplex AC/MC cable or flexible metal conduit to EMT. Set screw type transitional fitting ideal for commercial and institutional facilities. A labor savings, compared to the traditional junction box installation. Simply remove the armor and expose the length of conductors to reach the device box or enclosure. Insert FMC or AC/MC until visible in inspection holes. Refer to the cable connector compatibility charts in the technical guide section for MCI-A and other cables. Patented.

c  us File No. E20534

### Zinc Die Cast

Catalog Number	EMT	Flex	AC/MC		Unit Qty.	Std. Pkg.
	Trade Size	Trade Size	Cable Range			
			Min.	Max.		
4157-DC	3/4"	3/8"	14/2 (.43")	10/3 (.61")	25	100

## Mighty-Merge® Two-to-One Combination Couplings



Used to join two lengths of EMT conduit into one. The 4256-DC joins two 1/2" EMT to one 3/4" EMT. The 4258-DC joins two 3/4" EMT to one 1" EMT. Patented.

c  us File No. E20534




### Zinc Die Cast

Catalog Number	Trade Size	Unit Qty.	Std. Pkg.
4256-DC	1/2" to 3/4"	10	40
4258-DC	3/4" to 1"	10	40

## Combination Couplings



Coupling used to join either metallic or nonmetallic (Type "B") liquid tight to EMT. Concrete-tight. UL Listed "Raintight".

 File No. E24001

 File No. LR39354

### Zinc Die Cast

Catalog Number	EMT Trade Size	LT Trade Size	Unit Qty.	Std. Pkg.
4360-DC	1/2"	1/2"	25	100
4361-DC	3/4"	3/4"	10	50

# EMT Fittings

## One Hole EMT Straps



Malleable



Steel

To support EMT to mounting surface.

UL<sup>®</sup> File No. E161206: 907 thru 910; 921 thru 925

UL<sup>®</sup> File No. E161206: 907-S thru 910-S; 924-S thru 925-S

SP<sup>®</sup> File No. LR39354: 907 thru 910; 907-S thru 910-S;  
920-S thru 925-S

### Malleable Iron

Catalog Number	Trade Size	Unit Qty.	Std. Pkg.	Catalog Number	Trade Size	Unit Qty.	Std. Pkg.
920	1/2"	100	1000	907	2 1/2"	---	25
921	3/4"	50	500	908	3"	---	10
922	1"	50	500	909	3 1/2"	---	10
923	1 1/4"	---	100	910	4"	---	10
924	1 1/2"	---	100				
925	2"	---	50				

### Zinc Plated Steel

Catalog Number	Trade Size	Unit Qty.	Std. Pkg.	Catalog Number	Trade Size	Unit Qty.	Std. Pkg.
920-S	1/2"	100	1000	907-S	2 1/2"	---	25
921-S	3/4"	100	500	908-S	3"	---	25
922-S	1"	50	500	909-S	3 1/2"	---	10
923-S	1 1/4"	---	100	910-S	4"	---	10
924-S	1 1/2"	---	100				
925-S	2"	---	50				

## EMT Nail Straps

Nail type strap to support EMT to mounting surface.



### Zinc Plated Steel

Catalog Number	Trade Size	Unit Qty.	Std. Pkg.
920-NS	1/2"	100	1000
921-NS	3/4"	100	1000
922-NS	1"	100	1000

## Clamp Backs



Provides space between conduit and mounting surface.  
For use with malleable straps.

 us File No. E161206

### Malleable Iron


Catalog Number	Trade Size	Unit Qty.	Std. Pkg.	Catalog Number	Trade Size	Unit Qty.	Std. Pkg.
941	1/2"	50	250	946	2"	5	50
942	3/4"	50	250	947	2 1/2"	2	10
943	1"	25	100	948	3"	2	10
944	1 1/4"	20	100	949	3 1/2"	---	5
945	1 1/2"	10	100	950	4"	---	5

## Two Hole EMT Pipe Straps



To support EMT to mounting surface.

 us File No. E161206: 1907 thru 1910

 File No. LR39354: 1920 thru 1925

### Zinc Plated Steel


Catalog Number	Trade Size	Unit Qty.	Std. Pkg.	Catalog Number	Trade Size	Unit Qty.	Std. Pkg.
1907	2 1/2"	25	100	1920	1/2"	250	2500
1908	3"	20	80	1921	3/4"	200	2000
1909	3 1/2"	15	60	1922	1"	100	1000
1910	4"	10	40	1923	1 1/4"	50	500
				1924	1 1/2"	50	500
				1925	2"	25	250

# EMT Fittings

## Mighty-Hold® Universal Clamp Straps



UCS-5075



UCS-75100

One piece clamp back and strap secures both cable and conduit. The UCS-5075 secures 1/2" and 3/4" EMT, Rigid, IMC, Metallic Liquid Tight, Nonmetallic Liquid Tight, FMC, and Schedule 40 and Schedule 80 PVC conduit, as well as steel and aluminum AC/MC cable.

The UCS-75100 secures 3/4" and 1" EMT, Rigid, IMC, Metallic Liquid Tight, Nonmetallic Liquid Tight, FMC, and Schedule 40 and Schedule 80 PVC conduit, as well as steel and aluminum AC/MC cable. Patent Pending.

©  US File No. E161206

### Zinc Plated Steel

Catalog Number	Trade Size	Unit Qty.	Std. Pkg.
UCS-5075	1/2" - 3/4"	25	100
UCS-75100	3/4" - 1"	25	100

## Insulating Bushings



EMT bushing insulates telephone, computer, video and other low voltage wiring from sharp edges of EMT.

### Polyethylene - 90°C


Catalog Number	Trade Size	Unit Qty.	Std. Pkg.	Catalog Number	Trade Size	Unit Qty.	Std. Pkg.
TWB-51	1/2"	100	1000	TWB-56	2"	---	50
TWB-52	3/4"	50	500	TWB-57	2 1/2"	---	25
TWB-53	1"	25	250	TWB-58	3"	---	25
TWB-54	1 1/4"	25	250	TWB-59	3 1/2"	---	25
TWB-55	1 1/2"	---	100	TWB-60	4"	---	25

## Mighty-Move® Steel Expansion Couplings for EMT



Low cost and easy to use. Assembles like a regular EMT set screw coupling. Use to compensate plus or minus 2" lateral movement of conduit in dry locations. Available for use with trade size 3/4" thru 4" steel EMT. To install simply slide coupling end stop onto fixed end of EMT and tighten set screw. Place movable EMT completely into coupling and mark engagement, remove EMT and mark half the distance of engagement, reinstall EMT to half distance. May be used with **optional Bonding Jumper Assembly cat. nos.**

**BJ-100, BJ-200 and BJ-400.** US Patent 6,715,803,B1.

 File No. E24001: EC-075 thru EC-200  
E24001: EC-250 thru EC-400

### Zinc Plated Steel

Catalog Number	Trade Size	Unit Qty.	Std. Pkg.	Catalog Number	Trade Size	Unit Qty.	Std. Pkg.
EC-075	3/4"	15	60	EC-250*	2-1/2"	---	1
EC-100	1"	10	40	EC-300*	3"	---	1
EC-125	1-1/4"	8	40	EC-350*	3-1/2"	---	1
EC-150	1-1/2"	6	30	EC-400*	4"	---	1
EC-200	2"	---	4				

\*2-1/2" thru 4" suitable for use with EMT or rigid conduit.

# EMT Conduit Bodies

## Die Cast Aluminum Conduit Bodies

Trade Size	Maximum Number of Conductors					
	LB	C	LL	LR	T	LLR
1/2"	N/A	N/A	N/A	N/A	N/A	–
3/4"	6 AWG	6 AWG	6 AWG	6 AWG	6 AWG	–
1"	3 - 4 AWG	3 - 4 AWG	3 - 4 AWG	3 - 4 AWG	3 - 4 AWG	3 - 4 AWG
1 1/4"	3 - 2 AWG	3 - 2 AWG	3 - 2 AWG	3 - 2 AWG	3 - 2 AWG	3 - 2 AWG
1 1/2"	3 - 1/0 AWG	3 - 1/0 AWG	3 - 1/0 AWG	3 - 1/0 AWG	3 - 2 AWG	3 - 1/0 AWG
2"	3 - 4/0 AWG	3 - 2/0 AWG	3 - 4/0 AWG	3 - 4/0 AWG	3 - 4/0 AWG	3 - 3/0 AWG
2 1/2"	300 MCM	3 - 250 MCM	3 - 250 MCM	3 - 250 MCM	3 - 2/0 AWG	–
3"	350 MCM	3 - 250 MCM	3 - 250 MCM	3 - 250 MCM	3 - 250 MCM	–
3 1/2"	3 - 400 MCM	3 - 250 MCM	3 - 250 MCM	3 - 250 MCM	3 - 250 MCM	–
4"	3 - 400 MCM	3 - 250 MCM	3 - 250 MCM	3 - 250 MCM	3 - 250 MCM	–

Trade Size	Volume in Cu. In.					
	LB	C	LL	LR	T	LLR
1/2"	4.25	4.25	4.25	4.25	4.25	5.5
3/4"	7.2	7.2	7.2	7.2	7.2	9.0
1"	10.8	10.8	10.8	10.8	10.8	15.0
1 1/4"	30.5	30.5	30.5	30.5	30.5	39.5
1 1/2"	30.5	30.5	30.5	30.5	30.5	40.8
2"	70.7	70.7	70.7	70.7	70.7	88.5
2 1/2"	152.5	157.4	157.4	157.4	157.4	–
3"	152.5	179.8	179.8	179.8	179.8	–
3 1/2"	311.8	323.0	323.0	323.0	323.0	–
4"	311.8	323.0	323.0	323.0	323.0	–



# EMT Conduit Bodies

## Malleable Iron Conduit Bodies

Trade Size	Maximum Number of Conductors				
	LB	C	LL	LR	T
1/2"	N/A	N/A	N/A	N/A	N/A
3/4"	3 - 6 AWG	3 - 6 AWG	3 - 6 AWG	3 - 6 AWG	3 - 6 AWG
1"	3 - 4 AWG	3 - 4 AWG	3 - 4 AWG	3 - 4 AWG	3 - 4 AWG
1 1/4"	3 - 2 AWG	3 - 2 AWG	3 - 2 AWG	3 - 2 AWG	3 - 2 AWG
1 1/2"	3 - 1/0 AWG	3 - 1/0 AWG	3 - 1/0 AWG	3 - 1/0 AWG	3 - 1 AWG
2"	3 - 3/0 AWG	3 - 4/0 AWG	3 - 4/0 AWG	3 - 4/0 AWG	3 - 2/0 AWG
2 1/2"	3 - 250 MCM	3 - 300 MCM	3 - 300 MCM	3 - 300 MCM	3 - 4/0 AWG
3"	3 - 250 MCM	3 - 350 MCM	3 - 350 MCM	3 - 350 MCM	3 - 4/0 AWG
3 1/2"	3 - 350 MCM	3 - 350 MCM	3 - 350 MCM	3 - 500 MCM	3 - 350 MCM
4"	3 - 350 MCM	3 - 350 MCM	3 - 350 MCM	3 - 500 MCM	3 - 350 MCM


Trade Size	Volume in Cu. In.				
	LB	C	LL	LR	T
1/2"	4.5	4.5	4.5	4.5	6.0
3/4"	7.5	7.5	7.5	7.5	9.5
1"	12.5	12.5	12.5	12.5	15.0
1 1/4"	32.3	32.3	32.3	32.3	33.0
1 1/2"	35.3	35.3	35.3	35.3	36.0
2"	73.0	73.0	73.0	73.0	75.0
2 1/2"	138.0	138.0	138.0	138.0	138.0
3"	170.0	170.0	170.0	170.0	170.0
3 1/2"	300.0	300.0	300.0	300.0	300.0
4"	328.0	328.0	328.0	328.0	328.0

# EMT Conduit Bodies

## Type C Set Screw Type



Allows access to the interior of a conduit system for inspection, pulling and maintenance.

 File No. E11077

### Aluminum


Catalog Number	Trade Size	Unit Qty.	Std. Pkg.	Catalog Number	Trade Size	Unit Qty.	Std. Pkg.
C-31	1/2"	10	60	C-37CG*	2 1/2"	---	1
C-32	3/4"	10	60	C-38CG*	3"	---	1
C-33	1"	5	30	C-39CG*	3 1/2"	---	1
C-34	1 1/4"	2	10	C-40CG*	4"	---	1
C-35	1 1/2"	2	10				
C-36	2"	1	6				

\*Provided with cover and neoprene gasket.

## Combination Type C



Units have a threaded interior for use with rigid or IMC as well as set screws for use with EMT. Preassembled with cover and gasket.

 File No. E11077

 Listed Raintight when used with rigid conduit or raintight compression connectors.


### Aluminum with Cover and Gasket

Catalog Number	Trade Size	Unit Qty.	Std. Pkg.	Catalog Number	Trade Size	Unit Qty.	Std. Pkg.
C-41CGC	1/2"	10	60	C-44CGC	1 1/4"	2	10
C-42CGC	3/4"	10	60	C-45CGC	1 1/2"	2	10
C-43CGC	1"	5	30	C-46CGC	2"	1	6

## Type LB Set Screw Type



Allows access to the interior of a conduit system for inspection, pulling and maintenance.

 File No. E11077


### Aluminum


Catalog Number	Trade Size	Unit Qty.	Std. Pkg.	Catalog Number	Trade Size	Unit Qty.	Std. Pkg.
LB-31	1/2"	10	60	LB-36	2"	1	6
LB-32	3/4"	10	60	LB-37	2 1/2"	---	1
LB-33	1"	5	30	LB-38	3"	---	1
LB-34	1 1/4"	2	10	LB-39	3 1/2"	---	1
LB-35	1 1/2"	2	10	LB-40	4"	---	1

## Combination Type LB



Units have a threaded interior for use with rigid or IMC as well as set screws for use with EMT. Preassembled with cover and gasket.

 File No. E11077

 Listed Raintight when used with rigid conduit or raintight compression connectors.

### Aluminum with Cover and Gasket


Catalog Number	Trade Size	Unit Qty.	Std. Pkg.	Catalog Number	Trade Size	Unit Qty.	Std. Pkg.
LB-41CGC	1/2"	10	60	LB-44CGC	1 1/4"	2	10
LB-42CGC	3/4"	10	60	LB-45CGC	1 1/2"	2	10
LB-43CGC	1"	5	30	LB-46CGC	2"	1	6

# EMT Conduit Bodies

## Type LL Set Screw Type



Allows access to the interior of a conduit system for inspection, pulling and maintenance.

 File No. E11077


## Aluminum


Catalog Number	Trade Size	Unit Qty.	Std. Pkg.	Catalog Number	Trade Size	Unit Qty.	Std. Pkg.
LL-31	1/2"	10	60	LL-34	1 1/4"	2	10
LL-32	3/4"	10	60	LL-35	1 1/2"	2	10
LL-33	1"	5	30	LL-36	2"	1	6

## Combination Type LL



Units have a threaded interior for use with rigid or IMC as well as set screws for use with EMT. Preassembled with cover and gasket.

 File No. E11077

 Listed Raintight when used with rigid conduit or raintight compression connectors.

## Aluminum with Cover and Gasket

Catalog Number	Trade Size	Unit Qty.	Std. Pkg.	Catalog Number	Trade Size	Unit Qty.	Std. Pkg.
LL-41CGC	1/2"	10	60	LL-44CGC	1 1/4"	2	10
LL-42CGC	3/4"	10	60	LL-45CGC	1 1/2"	2	10
LL-43CGC	1"	5	30	LL-46CGC	2"	1	6

## Combination Type LL/LR

Combination type LL/LR style. Units have a threaded interior for use with rigid or IMC as well as set screws for use with EMT. Preassembled with cover and gasket.



 File No. E11077


## Aluminum with Cover and Gasket

Catalog Number	Trade Size	Unit Qty.	Std. Pkg.	Catalog Number	Trade Size	Unit Qty.	Std. Pkg.
LLR-41	1/2"	10	60	LLR-44	1 1/4"	2	10
LLR-42	3/4"	10	60	LLR-45	1 1/2"	2	10
LLR-43	1"	5	30	LLR-46	2"	---	5

## Type LR Set Screw



Allows access to the interior of a conduit system for inspection, pulling and maintenance.

 File No. E11077

## Aluminum


Catalog Number	Trade Size	Unit Qty.	Std. Pkg.	Catalog Number	Trade Size	Unit Qty.	Std. Pkg.
LR-31	1/2"	10	60	LR-34	1 1/4"	2	10
LR-32	3/4"	10	60	LR-35	1 1/2"	2	10
LR-33	1"	5	30	LR-36	2"	1	6


# EMT Conduit Bodies

## Combination Type LR

Units have a threaded interior for use with rigid or IMC as well as set screws for use with EMT. Preassembled with cover and gasket.



 File No. E11077


 Listed Raintight when used with rigid conduit or raintight compression connectors.


## Aluminum with Cover and Gasket

Catalog Number	Trade Size	Unit Qty.	Std. Pkg.	Catalog Number	Trade Size	Unit Qty.	Std. Pkg.
LR-41CGC	1/2"	10	60	LR-44CGC	1 1/4"	2	10
LR-42CGC	3/4"	10	60	LR-45CGC	1 1/2"	2	10
LR-43CGC	1"	5	30	LR-46CGC	2"	1	6

## Type T Set Screw

Allows access to the interior of a conduit system for inspection, pulling and maintenance.



 File No. E11077


## Aluminum


Catalog Number	Trade Size	Unit Qty.	Std. Pkg.	Catalog Number	Trade Size	Unit Qty.	Std. Pkg.
T-31	1/2"	10	60	T-34	1 1/4"	2	10
T-32	3/4"	10	60	T-35	1 1/2"	2	10
T-33	1"	5	30	T-36	2"	1	6

## Combination Type T

Units have a threaded interior for use with rigid or IMC as well as set screws for use with EMT. Preassembled with cover and gasket.



 File No. E11077

 Listed Raintight when used with rigid conduit or raintight compression connectors.


## Aluminum with Cover and Gasket

Catalog Number	Trade Size	Unit Qty.	Std. Pkg.	Catalog Number	Trade Size	Unit Qty.	Std. Pkg.
T-41CGC	1/2"	10	60	T-44CGC	1 1/4"	2	10
T-42CGC	3/4"	10	60	T-45CGC	1 1/2"	2	10
T-43CGC	1"	5	30	T-46CGC	2"	1	6

## Conduit Body Covers



Encloses conduit body; supplied with screws.

 File No. E11077

### Aluminum

Catalog Number	Trade Size	Unit Qty.	Std. Pkg.
SC-41	1/2"	25	100
SC-42	3/4"	25	100
SC-43	1"	25	100
SC-44	1 1/4" - 1 1/2"	10	100
SC-46	2"	---	25
SC-47	2 1/2" - 3"	---	20
SC-49	3 1/2" - 4"	---	5

## Conduit Body Gaskets



SG series provides dust tight seal between conduit body and cover.

SGN series provides both dust and rain-tight protection.

SGN gaskets are impervious to most liquids and oil.


### Cellulose

Catalog Number	Trade Size	Unit Qty.	Std. Pkg.	Catalog Number	Trade Size	Unit Qty.	Std. Pkg.
SG-61	1/2"	100	1000	SG-66	2"	---	100
SG-62	3/4"	100	1000	SG-67	2 1/2" - 3"	---	100
SG-63	1"	50	500	SG-69	3 1/2" - 4"	---	25
SG-64	1 1/4" - 1 1/2"	---	100				

### Neoprene

Catalog Number	Trade Size	Unit Qty.	Std. Pkg.	Catalog Number	Trade Size	Unit Qty.	Std. Pkg.
SGN-61	1/2"	100	1000	SGN-66	2"	---	100
SGN-62	3/4"	100	1000	SGN-67	2 1/2" - 3"	---	100
SGN-63	1"	50	500	SGN-69	3 1/2" - 4"	---	25
SGN-64	1 1/4" - 1 1/2"	---	100				

## Mighty-B™ PUSH-EMT® Fittings




Connecting EMT conduit in wet or dry locations has never been this fast and simple. Mighty-Seal® and Mighty-Bite™ connectors and couplings are part of the exclusive Mighty-B™ line of high-quality, high-performance products focused on getting the job done fast, done right. Legendary Bridgeport quality, innovation and unparalleled service are built in to every fitting we ship. All fittings exceed the stringent design requirements of UL 514B and the National Electrical Code.

- Push-on install
- Removable
- Raintight & dry location models
- Constructed of the highest quality zinc
- Corrosion resistant
- Precision cast threads
- Reversible zinc serrated locknut
- cULus Listed
- Approximately 75% quicker to install than conventional fittings
- Patented



## Typical Raintight Installation and Removal




### Installation

1. No disassembly required
2. Cut EMT square and remove burrs
3. Firmly push and rotate EMT onto fitting a minimum 1/2"
4. For connector, install with knockout gasket on outside of enclosure. Hand tighten locknut plus 1/4 turn


### Removal

1. Unscrew nut from fitting body
2. Remove EMT
3. To reuse\*, ensure components are assembled in order (see below) and tighten nut hand tight

\* Fittings have not been investigated for reusability. Reusability should be determined by the installer and the AHJ.



## Typical Dry Location Installation and Removal



### Installation

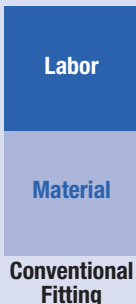
1. Cut EMT square and remove burrs
2. Firmly push and rotate EMT onto fitting a minimum 1/2"
3. For connector, install into knockout with locknut. Hand-tighten plus 1/4 turn

### Removal

1. Turn counter-clockwise to remove from EMT
2. Fitting is ready to be reused.\*

\* Fittings have not been investigated for reusability.  
Reusability should be determined by the installer and the AHJ.

## REDUCED INSTALLATION TIME:



APPROXIMATELY  
75% FASTER





**Mighty-Bite™ Dry-Location Connectors**

Catalog Number	Trade Size	Unit Qty.	Std. Pkg.
250-MB	1/2"	25	250
251-MB	3/4"	25	2500

Concrete-tight.

cULus File No. E24001



**Mighty-Bite™ Dry-Location Connectors (Insulated)**

Catalog Number	Trade Size	Unit Qty.	Std. Pkg.
250-MBI	1/2"	25	250
251-MBI	3/4"	25	250

Concrete-tight.

cULus File No. E24001



**Mighty-Seal® Raintight Connectors**

Catalog Number	Trade Size	Unit Qty.	Std. Pkg.
250-MSRT	1/2"	25	250
251-MSRT	3/4"	25	250

cULus File No. E24001



**Mighty-Seal® Raintight Connectors (Insulated)**

Catalog Number	Trade Size	Unit Qty.	Std. Pkg.
250-MSRTI	1/2"	25	250
251-MSRTI	3/4"	25	2500

cULus File No. E24001



**Mighty-Bite™ Dry-Location Couplings**

Catalog Number	Trade Size	Unit Qty.	Std. Pkg.
260-MB	1/2"	25	250
261-MB	3/4"	25	250

Concrete-tight.

cULus File No. E24001



**Mighty-Seal® Raintight Couplings**

Catalog Number	Trade Size	Unit Qty.	Std. Pkg.
260-MSRT	1/2"	25	250
261-MSRT	3/4"	25	200

cULus File No. E24001

# Liquid Tight Fittings

## Liquid Tight Connectors, Straight & 90°



429-NMLT



470-NMLT

Nonmetallic straight and 90° connectors for use with nonmetallic "Type B" liquid tight conduit. Sunlight resistant.

c  us File No. E9391

### Straight Nonmetallic

Catalog Number	Trade Size	Unit Qty.	Std. Pkg.
429-NMLT	3/8"	25	100
430-NMLT	1/2"	25	100
431-NMLT	3/4"	10	50
432-NMLT	1"	5	25
433-NMLT	1 1/4"	5	25
434-NMLT	1 1/2"	2	10
435-NMLT	2"	2	10

### 90° Nonmetallic

Catalog Number	Trade Size	Unit Qty.	Std. Pkg.
469-NMLT	3/8"	25	100
470-NMLT	1/2"	25	100
471-NMLT	3/4"	10	50
472-NMLT	1"	5	25
473-NMLT	1 1/4"	2	10
474-NMLT	1 1/2"	2	10
475-NMLT	2"	2	10

## Screw-On Liquid Tight Connectors, Straight & 90°



430-NMLTS



470-NMLTS

Nonmetallic straight and 90° connectors for use with nonmetallic "Type B" liquid tight conduit. Connectors simply screw onto conduit. No tools required! Sunlight resistant.

 File No. E9391



### Straight Nonmetallic

Catalog Number	Trade Size	Unit Qty.	Std. Pkg.
430-NMLTS	1/2"	25	100
431-NMLTS	3/4"	25	100

### 90° Nonmetallic

Catalog Number	Trade Size	Unit Qty.	Std. Pkg.
470-NMLTS	1/2"	10	100
471-NMLTS	3/4"	10	100

# Liquid Tight Fittings

## Push-On, Swivel Type Multi-Angle Connectors 0-90°



Push-on, multi-angle connectors for nonmetallic "Type B" liquid tight conduit. Simply push the connector into the conduit and tighten the domed sealing nut. Molded of Type 6 nylon. Resists salt water, weak acids, gasoline, alcohol, oil, grease, and many common solvents.

 File No. E9391

### Nonmetallic


Catalog Number	Trade Size	Unit Qty.	Std. Pkg.
480-NMLTS	1/2"	10	100
481-NMLTS	3/4"	10	100

## Liquid Tight Connectors, Straight



Straight connector for use with metallic and nonmetallic "Type B" liquid tight conduit.

 File No. E9391

 File No. LR39354

### Zinc Die Cast

Catalog Number	Trade Size	Unit Qty.	Std. Pkg.
429-LT2	3/8"	25	100
430-LT2	1/2"	25	100
431-LT2	3/4"	10	50
432-LT2	1"	5	25
433-LT2	1 1/4"	5	20
434-LT2	1 1/2"	2	10
435-LT2	2"	2	20
436-LT2	2 1/2"	1	5
437-LT2	3"	1	5
438-LT2	3 1/2"	1	5
439-LT2	4"	1	5

### Zinc Die Cast / Insulated Throat - 105°C

Catalog Number	Trade Size	Unit Qty.	Std. Pkg.
429-LTI2	3/8"	25	100
430-LTI2	1/2"	25	100
431-LTI2	3/4"	10	50
432-LTI2	1"	5	25
433-LTI2	1 1/4"	5	20
434-LTI2	1 1/2"	2	10
435-LTI2	2"	2	20
436-LTI2	2 1/2"	1	5
437-LTI2	3"	1	5
438-LTI2	3 1/2"	1	5
439-LTI2	4"	1	5

# Liquid Tight Fittings

## Liquid Tight Connectors, Straight



Steel



Malleable

Straight connector for use with metallic liquid tight conduit.

UL<sup>®</sup> File No. E9391: 429-MLT thru 432-MLT;  
436-SLT thru 439-SLT; 429-MLTI thru 432-MLTI

UL File No. E9391: Steel and 436-SLTI thru 439-SLTI

SP File No. LR39354: Steel

**\*Note:** UL Listing not applicable to 5" & 6" Malleable Iron.

### Steel / Insulated Throat - 105°C

#### Steel

Catalog Number	Trade Size	Unit Qty.	Std. Pkg.
429-SLT	3/8"	25	100
430-SLT	1/2"	25	100
431-SLT	3/4"	10	50
432-SLT	1"	5	25

Catalog Number	Trade Size	Unit Qty.	Std. Pkg.
429-SLTI	3/8"	25	100
430-SLTI	1/2"	25	100
431-SLTI	3/4"	10	50
432-SLTI	1"	5	25

#### Malleable Iron



Catalog Number	Trade Size	Unit Qty.	Std. Pkg.
429-MLT	3/8"	25	100
430-MLT	1/2"	25	100
431-MLT	3/4"	10	50
432-MLT	1"	5	25
433-SLT	1 1/4"	5	20
434-SLT	1 1/2"	2	10
435-SLT	2"	2	20
436-SLT	2 1/2"	1	5
437-SLT	3"	1	5
438-SLT	3 1/2"	1	5
439-SLT	4"	1	5
440-SLT	5"	---	2
441-SLT	6"	---	1

### Malleable Iron / Insulated Throat - 105°C



Catalog Number	Trade Size	Unit Qty.	Std. Pkg.
429-MLTI	3/8"	25	100
430-MLTI	1/2"	25	100
431-MLTI	3/4"	10	50
432-MLTI	1"	5	25
433-SLTI	1 1/4"	5	20
434-SLTI	1 1/2"	2	10
435-SLTI	2"	2	20
436-SLTI	2 1/2"	1	5
437-SLTI	3"	1	5
438-SLTI	3 1/2"	1	5
439-SLTI	4"	1	5
440-SLTI	5"	---	2
441-SLTI	6"	---	1

## Made in the USA Liquid Tight Connectors, Straight



Straight malleable iron connectors for use with metallic liquid tight conduit. Zinc Electroplated.

 File No. E9391

### Malleable Iron

Catalog Number	Trade Size	Unit Qty.	Std. Pkg.	Catalog Number	Trade Size	Unit Qty.	Std. Pkg.
429-SLTUS	3/8"	25	100	435-SLTUS	2"	2	20
430-SLTUS	1/2"	25	100	436-SLTUS	2 1/2"	1	5
431-SLTUS	3/4"	10	50	437-SLTUS	3"	1	5
432-SLTUS	1"	5	25	438-SLTUS	3 1/2"	1	5
433-SLTUS	1 1/4"	5	20	439-SLTUS	4"	1	5
434-SLTUS	1 1/2"	2	10				

### Malleable Iron / Insulated Throat - 105°C

Catalog Number	Trade Size	Unit Qty.	Std. Pkg.	Catalog Number	Trade Size	Unit Qty.	Std. Pkg.
429-SLTIUS	3/8"	25	100	435-SLTIUS	2"	2	20
430-SLTIUS	1/2"	25	100	436-SLTIUS	2 1/2"	1	5
431-SLTIUS	3/4"	10	50	437-SLTIUS	3"	1	5
432-SLTIUS	1"	5	25	438-SLTIUS	3 1/2"	1	5
433-SLTIUS	1 1/4"	5	20	439-SLTIUS	4"	1	5
434-SLTIUS	1 1/2"	2	10				




# Liquid Tight Fittings

## Liquid Tight Connectors with Grounding Lug, Straight



Straight liquid tight connectors with grounding lug for use with metallic liquid tight conduit.

 File No. E9391

 File No. LR39354

### Steel with Aluminum Lug

Catalog Number	Trade Size	Unit Qty.	Std. Pkg.	Catalog Number	Trade Size	Unit Qty.	Std. Pkg.
429-SLTG	3/8"	25	125	433-SLTG	1 1/4"	5	25
430-SLTG	1/2"	25	125	434-SLTG	1 1/2"	5	25
431-SLTG	3/4"	25	125	435-SLTG	2"	2	10
432-SLTG	1"	10	50				


### Steel with Aluminum Lug / Insulated Throat - 105°C


Catalog Number	Trade Size	Unit Qty.	Std. Pkg.	Catalog Number	Trade Size	Unit Qty.	Std. Pkg.
429-SLTIG	3/8"	25	125	433-SLTIG	1 1/4"	5	25
430-SLTIG	1/2"	25	125	434-SLTIG	1 1/2"	5	25
431-SLTIG	3/4"	25	125	435-SLTIG	2"	2	10
432-SLTIG	1"	10	50				

## Liquid Tight Connectors, 45°



45° connector for use with metallic liquid tight conduit.

 File No. E9391

 File No. LR39354

### Malleable Iron

Catalog Number	Trade Size	Unit Qty.	Std. Pkg.	Catalog Number	Trade Size	Unit Qty.	Std. Pkg.
449-SLT	3/8"	25	100	455-SLT	2"	1	5
450-SLT	1/2"	25	100	456-SLT	2 1/2"	---	1
451-SLT	3/4"	10	50	457-SLT	3"	---	1
452-SLT	1"	5	25	458-SLT	3 1/2"	---	1
453-SLT	1 1/4"	5	25	459-SLT	4"	---	1
454-SLT	1 1/2"	2	10				

### Malleable Iron / Insulated Throat - 105°C

Catalog Number	Trade Size	Unit Qty.	Std. Pkg.	Catalog Number	Trade Size	Unit Qty.	Std. Pkg.
449-SLTI	3/8"	25	100	455-SLTI	2"	1	5
450-SLTI	1/2"	25	100	456-SLTI	2 1/2"	---	1
451-SLTI	3/4"	10	50	457-SLTI	3"	---	1
452-SLTI	1"	5	25	458-SLTI	3 1/2"	---	1
453-SLTI	1 1/4"	5	25	459-SLTI	4"	---	1
454-SLTI	1 1/2"	2	10				

# Liquid Tight Fittings

## Made in the USA Liquid Tight Connectors, 45°



45° malleable iron connectors for use with metallic liquid tight conduit. Zinc Electroplated.

 File No. E9391

### Malleable Iron

Catalog Number	Trade Size	Unit Qty.	Std. Pkg.	Catalog Number	Trade Size	Unit Qty.	Std. Pkg.
449-SLTUS	3/8"	25	100	455-SLTUS	2"	1	5
450-SLTUS	1/2"	25	100	456-SLTUS	2 1/2"	---	1
451-SLTUS	3/4"	10	50	457-SLTUS	3"	---	1
452-SLTUS	1"	5	25	458-SLTUS	3 1/2"	---	1
453-SLTUS	1 1/4"	5	25	459-SLTUS	4"	---	1
454-SLTUS	1 1/2"	2	10				

### Malleable Iron / Insulated Throat - 105°C


Catalog Number	Trade Size	Unit Qty.	Std. Pkg.	Catalog Number	Trade Size	Unit Qty.	Std. Pkg.
449-SLTIUS	3/8"	25	100	455-SLTIUS	2"	1	5
450-SLTIUS	1/2"	25	100	456-SLTIUS	2 1/2"	---	1
451-SLTIUS	3/4"	10	50	457-SLTIUS	3"	---	1
452-SLTIUS	1"	5	25	458-SLTIUS	3 1/2"	---	1
453-SLTIUS	1 1/4"	5	25	459-SLTIUS	4"	---	1
454-SLTIUS	1 1/2"	2	10				

## Liquid Tight Connectors, 90°



90° connector for use with metallic and nonmetallic "Type B" liquid tight conduit.

 File No. E9391

 File No. LR39354

### Die Cast Zinc

Catalog Number	Trade Size	Unit Qty.	Std. Pkg.
469-LT2	3/8"	25	100
470-LT2	1/2"	25	100
471-LT2	3/4"	10	50
472-LT2	1"	5	25
473-LT2	1 1/4"	5	25

### Die Cast Zinc / Insulated Throat - 105°C

Catalog Number	Trade Size	Unit Qty.	Std. Pkg.
469-LTI2	3/8"	25	100
470-LTI2	1/2"	25	100
471-LTI2	3/4"	10	50
472-LTI2	1"	5	25
473-LTI2	1 1/4"	5	2

### Cast Zinc

Catalog Number	Trade Size	Unit Qty.	Std. Pkg.
474-LT2	1 1/2"	2	10
475-LT2	2"	---	5
476-LT2	2 1/2"	---	1
477-LT2	3"	---	1
478-LT2	3 1/2"	---	1
479-LT2	4"	---	1

### Cast Zinc / Insulated Throat - 105°C

Catalog Number	Trade Size	Unit Qty.	Std. Pkg.
474-LTI2	1 1/2"	2	10
475-LTI2	2"	---	5
476-LTI2	2 1/2"	---	1
477-LTI2	3"	---	1
478-LTI2	3 1/2"	---	1
479-LTI2	4"	---	1

# Liquid Tight Fittings

## Liquid Tight Connectors, 90°



Steel



Malleable Iron

90° connector for use with metallic liquid tight conduit.

UL<sup>®</sup> File No. E9391: Steel: 476-SLT thru 479-SLT;  
476-SLTI thru 479-SLTI

SP File No. LR39354: Steel

### Steel

Catalog Number	Trade Size	Unit Qty.	Std. Pkg.
469-SLT	3/8"	25	100
470-SLT	1/2"	25	100
471-SLT	3/4"	10	50
472-SLT	1"	5	25
473-SLT	1 1/4"	5	25
474-SLT	1 1/2"	2	10
475-SLT	2"	---	5

### Steel / Insulated Throat - 105°C

Catalog Number	Trade Size	Unit Qty.	Std. Pkg.
469-SLTI	3/8"	25	100
470-SLTI	1/2"	25	100
471-SLTI	3/4"	10	50
472-SLTI	1"	5	25
473-SLTI	1 1/4"	5	25
474-SLTI	1 1/2"	2	10
475-SLTI	2"	---	5

### Malleable Iron

Catalog Number	Trade Size	Unit Qty.	Std. Pkg.
476-SLT	2 1/2"	---	1
477-SLT	3"	---	1
478-SLT	3 1/2"	---	1
479-SLT	4"	---	1

### Malleable Iron / Insulated Throat - 105°C

Catalog Number	Trade Size	Unit Qty.	Std. Pkg.
476-SLTI	2 1/2"	---	1
477-SLTI	3"	---	1
478-SLTI	3 1/2"	---	1
479-SLTI	4"	---	1

## Made in the USA Liquid Tight Connectors, 90°



90° malleable iron connectors for use with metallic liquid tight conduit. Zinc Electroplated.

 File No. E9391

### Malleable Iron

Catalog Number	Trade Size	Unit Qty.	Std. Pkg.	Catalog Number	Trade Size	Unit Qty.	Std. Pkg.
469-SLTUS	3/8"	25	100	475-SLTUS	2"	---	5
470-SLTUS	1/2"	25	100	476-SLTUS	2 1/2"	---	1
471-SLTUS	3/4"	10	50	477-SLTUS	3"	---	1
472-SLTUS	1"	5	25	478-SLTUS	3 1/2"	---	1
473-SLTUS	1 1/4"	5	25	479-SLTUS	4"	---	1
474-SLTUS	1 1/2"	2	10				

### Malleable Iron / Insulated Throat - 105°C

Catalog Number	Trade Size	Unit Qty.	Std. Pkg.	Catalog Number	Trade Size	Unit Qty.	Std. Pkg.
469-SLTIUS	3/8"	25	100	475-SLTIUS	2"	---	5
470-SLTIUS	1/2"	25	100	476-SLTIUS	2 1/2"	---	1
471-SLTIUS	3/4"	10	50	477-SLTIUS	3"	---	1
472-SLTIUS	1"	5	25	478-SLTIUS	3 1/2"	---	1
473-SLTIUS	1 1/4"	5	25	479-SLTIUS	4"	---	1
474-SLTIUS	1 1/2"	2	10				

# Liquid Tight Fittings


## Liquid Tight Connectors with Grounding Lug, 90°



Steel with Aluminum Lug

90° liquid tight connectors with grounding lug for use with metallic liquid tight conduit.

 File No. E9391

 File No. LR39354

### Steel with Aluminum Lug

Catalog Number	Trade Size	Unit Qty.	Std. Pkg.	Catalog Number	Trade Size	Unit Qty.	Std. Pkg.
469-SLTG	3/8"	20	100	473-SLTG	1 1/4"	4	20
470-SLTG	1/2"	20	100	474-SLTG	1 1/2"	3	15
471-SLTG	3/4"	10	50	475-SLTG	2"	2	10
472-SLTG	1"	5	2				


### Steel with Aluminum Lug / Insulated Throat - 105°C


Catalog Number	Trade Size	Unit Qty.	Std. Pkg.	Catalog Number	Trade Size	Unit Qty.	Std. Pkg.
469-SLTIG	3/8"	20	100	473-SLTIG	1 1/4"	4	20
470-SLTIG	1/2"	20	100	474-SLTIG	1 1/2"	3	15
471-SLTIG	3/4"	10	50	475-SLTIG	2"	2	10
472-SLTIG	1"	5	25				

## Combination Couplings



Coupling used to join either metallic or nonmetallic "Type B" liquid tight to EMT. Concrete-tight. UL Listed "Raintight".

 File No. E24001

 File No. LR39354

### Zinc Die Cast

Catalog Number	EMT Trade Size	LT Trade Size	Unit Qty.	Std. Pkg.
4360-DC	1/2"	1/2"	25	100
4361-DC	3/4"	3/4"	10	50

## Raintight Combination Couplings



Used to join rigid or IMC to metallic liquid tight conduit. Concrete-tight.

 File No. E9391

### Steel

Catalog Number	LT Trade Size	Rigid Trade Size	Unit Qty.	Std. Pkg.
4369-LT	3/8"	1/2"	25	125
4370-LT	1/2"	1/2"	20	100
4371-LT	3/4"	3/4"	10	50
4372-LT	1"	1"	5	25
4373-LT	1 1/4"	1 1/4"	4	20
4374-LT	1 1/2"	1 1/2"	3	15
4375-LT	2"	2"	2	10



# Liquid Tight Fittings

## Liquid Tight Sealing Rings



Provides liquid tight sealing with connector to box or enclosure.

c  us File No. E11259

### Polyethylene with Steel Retainer

Catalog Number	Trade Size	Unit Qty.	Std. Pkg.	Catalog Number	Trade Size	Unit Qty.	Std. Pkg.
SR-050	1/2"	100	400	SR-200	2"	50	200
SR-075	3/4"	100	400	SR-250	2 1/2"	---	5
SR-100	1"	100	400	SR-300	3"	---	5
SR-125	1 1/4"	50	200	SR-350	3 1/2"	---	5
SR-150	1 1/2"	50	200	SR-400	4"	---	5

## Mighty-Hold® Universal Clamp Straps



UCS-5075



UCS-75100

One piece clamp back and strap secures both cable and conduit. The UCS-5075 secures 1/2" and 3/4" EMT, Rigid, IMC, Metallic Liquid Tight, Nonmetallic Liquid Tight, FMC, and Schedule 40 and Schedule 80 PVC conduit, as well as steel and aluminum AC/MC cable.

The UCS-75100 secures 3/4" and 1" EMT, Rigid, IMC, Metallic Liquid Tight, Nonmetallic Liquid Tight, FMC, and Schedule 40 and Schedule 80 PVC conduit, as well as steel and aluminum AC/MC cable. Patent Pending.

c  us File No. E161206

### Zinc Plated Steel


Catalog Number	Trade Size	Unit Qty.	Std. Pkg.
UCS-5075	1/2" - 3/4"	25	100
UCS-75100	3/4" - 1"	25	100

# Portable Cord Connectors

## PVC “Snap-In” Type Connectors



For connecting portable cord to box or enclosure. Locknut not required.

 File No. E11698

 File No. LR74878

## PVC

Catalog Number	K.O. Size	Cord Diameter		Unit Qty.	Std. Pkg.
		Min.	Max.		
620-NM	1/2"	19/64	19/32	50	500
		Or (2) 19/64			
621-NM	3/4"	1/2	27/32	25	250

## Two Screw, Strap Type Connectors




650-DC2



650-HD2

For connecting SJO cord to box or enclosure. Also listed for NM-B cable - see Nonmetallic Cable section. The 650-HD2 connector has a die cast strap for heavy duty use.

 File No. E11698


## Zinc Die Cast

Catalog Number	K.O. Size	Cord Range		Unit Qty.	Std. Pkg.
		Min.	Max.		
650-DC2	1/2"	18/3	12/3	100	1000
650-HD2	1/2"	16/2	14/3	100	1000

## Single Screw, Strap Type Connector



For connecting SJO cord to box or enclosure.  
Also listed for NM-B cable - see Nonmetallic Cable section.  
US Patent D473-7835.

 File No. E11698


### Zinc Die Cast

Catalog Number	K.O. Size	Cord Range		Unit Qty.	Std. Pkg.
		Min.	Max.		
651-DC2	3/8"	18/3	12/3	100	1000

## Whipper-Snap® Single Screw, Strap Type Connector



For connecting SJO cord to box or enclosure. Also listed for NM-B cable - see Nonmetallic Cable section. Simply snap connector into electrical box. External spring steel locking tabs secures connector to electrical box. Patented Whipper-Snap design.

 File No. E11698

### Zinc Die Cast

Catalog Number	K.O. Size	Cord Range		Unit Qty.	Std. Pkg.
		Min.	Max.		
651SP	3/8"	18/3	12/3	100	1000

# Portable Cord Connectors

## Steel Cord Grip Connectors, Straight




Bridgeport's line of high quality, made in the USA, cord grip fittings is the electrician's smart choice. Each fitting is identified by a color coded grommet that clearly indicates the minimum-maximum cable diameter range for which the connector can be used. Bridgeport's cord grips meet the requirements of

### Steel

Catalog Number	Size	Cord Range		For Types S, SO, ST & STO
		Min.	Max.	
CG770-250	1/2"	.150	.250	
CG770-350	1/2"	.250	.350	
CG770-450	1/2"	.350	.450	18-2, 3, 4 16-2, 2, 4
CG770-560	1/2"	.450	.550	18-5, 6, 7 16-5, 6 14-2, 3
CG770-650	1/2"	.550	.650	18-8, 10 16-7, 8 14-4 12-2, 3 10-2
CG771-250	3/4"	.150	.250	
CG771-350	3/4"	.250	.350	
CG771-450	3/4"	.350	.450	18-2, 3, 4 16-2, 3, 4
CG771-560	3/4"	.450	.550	18-5, 6, 7 16-5, 6 14-2, 3
CG771-650	3/4"	.550	.650	18-8, 10 16-7, 8 14-4 12-2, 3 10-2
CG771-750	3/4"	.650	.750	18-12, 14 16-10, 12 14-5, 6, 7 12-4, 5 10-3, 4 8-2
CG771-850	3/4"	.750	.850	18-16, 18, 20 16-14, 16, 18 14-8 12-6, 7, 8 10-5 8-3, 4 6-2
CG772-560	1"	.450	.550	18-5, 6, 7 16-5, 6 14-2, 3
CG772-650	1"	.550	.650	18-8, 10 16-7, 8 14-4 12-2, 3 10-2
CG772-750	1"	.650	.750	18-2, 14 16-10, 12 14-5, 6, 7 12-4, 5 10-3, 4 8-2
CG772-850	1"	.750	.850	18-16, 18, 20 16-14, 16, 18 14-8 12-6, 7, 8 10-5 8-3, 4 6-2
CG772-950	1"	.850	.950	18-22, 24, 26 16-20, 22, 24 14-10, 12 10-6, 7, 8 6-3, 4
CG772-1050	1"	.950	1.050	18-30 16-26 14-14, 16 12-10 4-3

# Portable Cord Connectors

rugged service on all types of equipment, in all non-hazardous areas. Our 105°C rated neoprene sealing grommets grip the cable jacket firmly but safely providing strain relief and protecting the internal wiring connections from tension on the cable or cord. The steel washer reduces friction between the grommet and the compression nut to provide even pressure distribution, eliminating leakage resulting from grommet distortion.

 File No. E11259

For Types SJ, STO, SJT SJTO, SVO, & BUS DROP	Color	Unit Qty.	Std. Pkg.
18-2, 3 SVO	Red	25	250
18-2, 3 SJT 18-2, 3, 4 SJO 16-2, 3, SJO	White	25	250
16-4 SJO 14-2, 3, 4 SJO 12-2550 14-3 BUS DROP	Blue	25	250
12-3 SJO 12-3 & 10-3 BUS DROP	Green	25	250
	Beige	25	250
18-2 & 3 SVO	Red	10	100
18-2,3 SJT 18-2,3,4 SJO 16-2,3 SJO	White	10	1000
16-4SJO 14-2, 3, 4 SJO 12-2 SJO 14-3 BUS DROP	Blue	10	100
12-3 SJO 12-3 & 10-3 BUS DROP	Green	10	100
	Beige	10	100
8-3 BUS DROP	Yellow	10	100
6-3 BUS DROP	Purple	5	50
12-3 SJO 12-3 & 10-3 BUS DROP	Green	5	50
	Beige	5	50
8-3 BUS DROP	Yellow	5	50
6-3 BUS DROP	Purple	5	50
4-3 BUS DROP	Gray	5	50
	Black	5	50

# Portable Cord Connectors

## Steel Cord Grip Connectors, Straight *Continued...*

### Steel

Catalog Number	Size	Cord Range		For Types S, SO, ST & STO
		Min.	Max.	
CG773-850	1 1/4"	.750	.850	18-16,18,20 16-14,16,18 14-8 12-6,7,8 10-5 8-3,4 6-2
CG773-950	1 1/4"	.850	.950	18-22,24,26 16-20, 22, 24 14-10,12 10-6,7, 6-3,4
CG773-1050	1 1/4"	.950	1.050	18-30 16-26 14-14,16 12-10 4-3
CG773-1150	1 1/4"	1.050	1.150	18-36,40 16-30,36 14-18,20 12-12,14 10-10 4-4
CG773-1250	1 1/4"	1.150	1.250	16-40 14-22 12-16,18 10-12,14 2-3
CG773-1375	1 1/4"	1.250	1.375	14-24,26,30 12-20 10-16 2-4
CG774-1050	1 1/2"	0.950	1.050	18-30 16-26 14-14,16 12-10 4-3
CG774-1150	1 1/2"	1.050	1.150	18-36,40 16-30,36 14-18,20 12-12,14 10-10 4-4
CG774-1250	1 1/2"	1.150	1.250	16-40 14-22 12-16,18 10-12,14 2-3
CG774-1375	1 1/2"	1.250	1.375	12-24,26,30 12-20 10-16 2-4

# Portable Cord Connectors

For Types SJ, ST0, SJT SJTO, SVO, & BUS DROP	Color	Unit Qty.	Std. Pkg.
6-3 BUS DROP	Purple	5	25
4-3 BUS DROP	Grey	5	25
–	Black	5	25
2-3 BUS DROP	Orange	5	25
–	Red	5	25
–	White	5	25
–	Black	2	20
2-3 BUS DROP	Orange	2	20
–	Red	2	20
–	White	2	20



# Portable Cord Connectors

## Aluminum Cord Grip Connectors, Straight




Bridgeport's line of high quality, made in the USA, cord grip fittings is the electrician's smart choice. Each fitting is identified by a color coded grommet that clearly indicates the minimum-maximum cable diameter range for which the connector can be used. Bridgeport's cord grips meet the requirements of

### Aluminum

Catalog Number	Size	Cord Range		For Types S, SO, ST & STO
		Min.	Max.	
CGA770250	1/2"	.150	.250	
CGA770350	1/2"	.250	.350	
CGA770450	1/2"	.350	.450	18-2, 3, 4 16-2, 2, 4
CGA770560	1/2"	.450	.550	18-5, 6, 7 16-5, 6 14-2, 3
CGA770650	1/2"	.550	.650	18-8, 10 16-7, 8 14-4 12-2, 3 10-2
CGA771250	3/4"	.150	.250	
CGA771350	3/4"	.250	.350	
CGA771450	3/4"	.350	.450	18-2, 3, 4 16-2, 3, 4
CGA771560	3/4"	.450	.550	18-5, 6, 7 16-5, 6 14-2, 3
CGA771650	3/4"	.550	.650	18-8, 10 16-7, 8 14-4 12-2, 3 10-2
CGA771750	3/4"	.650	.750	18-12, 14 16-10, 12 14-5, 6, 7 12-4, 5 10-3, 4 8-2
CGA771850	3/4"	.750	.850	18-16, 18, 20 16-14, 16, 18 14-8 12-6, 7, 8 10-5 8-3, 4 6-2
CGA772560	1"	.450	.550	18-5, 6, 7 16-5, 6 14-2, 3
CGA772650	1"	.550	.650	18-8, 10 16-7, 8 14-4 12-2, 3 10-2
CGA772750	1"	.650	.750	18-2, 14 16-10, 12 14-5, 6, 7 12-4, 5 10-3, 4 8-2
CGA772850	1"	.750	.850	18-16, 18, 20 16-14, 16, 18 14-8 12-6, 7, 8 10-5 8-3, 4 6-2
CGA772950	1"	.850	.950	18-22, 24, 26 16-20, 22, 24 14-10, 12 10-6, 7, 8 6-3, 4
CGA7721050	1"	.950	1.050	18-30 16-26 14-14, 16 12-10 4-3

# Portable Cord Connectors

rugged service on all types of equipment, in all non-hazardous areas. Our 105°C rated neoprene sealing grommets grip the cable jacket firmly but safely providing strain relief and protecting the internal wiring connections from tension on the cable or cord. The washer reduces friction between the grommet and the compression nut to provide even pressure distribution, eliminating leakage resulting from grommet distortion.

 File No. E11259


For Types SJ, STO, SJT SJTO, SVO, & BUS DROP	Color	Unit Qty.	Std. Pkg.
18-2, 3 SVO	Red	25	250
18-2, 3 SJT 18-2, 3, 4 SJO 16-2, 3, SJO	White	25	250
16-4 SJO 14-2, 3, 4 SJO 16-2, 3 SJO	Blue	25	250
12-3 SJO 12-3 & 10-3 BUS DROP	Green	25	250
	Beige	25	250
18-2 & 3 SVO	Red	10	100
18-2, 3 SJT 18-2, 3, 4 SJO 16-2, 3 SJO	White	10	1000
16-4 SJO 14-2, 3, 4 SJO 12-2 SJO 14-3 BUS DROP	Blue	10	100
12-3 SJO 12-3 & 10-3 BUS DROP	Green	10	100
	Beige	10	100
8-3 BUS DROP	Yellow	10	100
6-3 BUS DROP	Purple	5	50
12-3 SJO 12-3 & 10-3 BUS DROP	Green	5	50
	Beige	5	50
8-3 BUS DROP	Yellow	5	50
6-3 BUS DROP	Purple	5	50
4-3 BUS DROP	Gray	5	50
	Black	5	50


# Portable Cord Connectors

## Cord Grip Connectors, Straight



Straight connector for use with any flexible cord. Provides liquid tight, watertight protection. Tapered (NPT) threads. Furnished with polyethylene knockout gasket and locknut.

 File No. E11259


 File No. LR39354

## Zinc Die Cast


Catalog Number	K.O. Size	Cord Range		Locking	Unit Qty.	Std. Pkg.
		Min.	Max.	Ring Color		
770-22	1/2"	.125"	.187"	Orange	25	100
770-32	1/2"	.187"	.250"	Red	25	100
770-42	1/2"	.250"	.375"	White	25	100
770-52	1/2"	.375"	.500"	Blue	25	100
770-62	1/2"	.500"	.625"	Beige	25	100
770-72	1/2"	.625"	.750"	Yellow	25	100
771-32	3/4"	.250"	.375"	White	10	50
771-42	3/4"	.375"	.500"	Blue	10	50
771-52	3/4"	.500"	.625"	Beige	10	50
771-62	3/4"	.625"	.750"	Yellow	10	50
772-32	1"	.500"	.625"	Beige	5	25
772-42	1"	.625"	.750"	Yellow	5	25
772-52	1"	.750"	.875"	Purple	5	25
772-62	1"	.875"	1.000"	Gray	5	25

# Snap-In Fittings

## Double-Snap Snap-In Connector




Simply snap cable into connector and then snap connector into box. No tools required! Refer to the technical guide section for MCI-A and other cables.

 File No. E20534


## Zinc Die Cast / Insulated Throat – 105°C

Catalog Number	K.O. Size	Flex Trade Size	AC/MC Cable Range		Unit Qty.	Std. Pkg.
			Min.	Max.		
38ADS	1/2"	3/8"	14/2 (.40")	10/3 (.63")	50	500

## Double-Snap Snap-In Connector for Old Work



Pull cable into box, snap cable into connector and snap connector into box. No tools required! Refer to the technical guide section for MCI-A and other cables.

 File No. E20534

## Zinc Die Cast / Insulated Throat – 105°C

Catalog Number	K.O. Size	Flex Trade Size	AC/MC Cable Range		Unit Qty.	Std. Pkg.
			Min.	Max.		
38ACDS	1/2"	3/8"	14/2 (.40")	10/3 (.63")	50	500

## Mighty-Merge® Combination Coupling



Coupling used to join 1/2" EMT to flexible metal conduit and AC/MC cables. Refer to the cable connector compatibility charts in the technical guide section for MCI-A and other cables. Patented.

c  us File No. E9391

### Zinc Die Cast


Catalog Number	EMT Trade Size	Trade Size	Unit Qty.	Std. Pkg.
280SP	1/2"	3/8"	25	100



## Whipper-Snap® Single Screw, Strap Type Connector



For connecting nonmetallic cable to box or enclosure. Also listed for use with SJO cord. Simply snap connector into electrical box. External spring steel locking tabs secures connector to electrical box. Patented Whipper-Snap design.

 File No. E11698

### Zinc Die Cast

Catalog Number	K.O. Size	SJO Cord Cable Range		Nonmetallic Cable Range		Unit Qty.	Std. Pkg.
		Min.	Max.	Min.	Max.		
651SP	1/2"	18/3	12/3	(1) 14/2	(1) 10/3	100	1000
				Or			



# Snap-In Fittings

## Whipper-Snap® Duplex Connectors



3838SP



846SP



3838ASP

The 846SP is a strap type fitting with external spring steel locking tabs that allow the connector to simply snap into the electrical box.

The 3838ASP and 3838SP are double-snap type connectors. Simply snap cables into connector and snap assembly into electrical box. No tools required! Refer to the cable connector compatibility charts in the technical guide section for MCI-A and other cables. Integral internal spring steel locking tabs fasten cable or conduit. External spring steel locking tabs secures connector to electrical box. Suitable for maintaining grounding continuity when installed in accordance with the NEC. Patented Whipper-Snap design.

c  us File No. E20534

### Zinc Die Cast

Catalog Number	K.O. Size	Flex Trade Size	AC/MC Cable Range		Unit Qty.	Std. Pkg.
			Min.	Max.		
3838SP	1/2"	3/8"	14/2 (.38")	10/2 (.59")	20	200
846SP	1/2"	3/8"	14/2 (.38")	10/4 (.625")	20	200

 Quick Install

### Zinc Die Cast / Insulated Throat - 105°C

Catalog Number	K.O. Size	Flex Trade Size	AC/MC Cable Range		Unit Qty.	Std. Pkg.
			Min.	Max.		
3838ASP	1/2"	3/8"	14/2 (.38")	10/2 (.59")	20	200

 Quick Install

## Screw-In Connectors, Snap-In



Low profile connector for connecting flexible metal conduit to box or enclosure. Spring steel locking tabs eliminate need for a locknut. Suitable for flexible whips. 539-SS is UL recognized for use with listed or certified sub assemblies.

c  us File No. E9391

### Spring Steel


Catalog Number	K.O. Size	Flex Trade Size	Unit Qty.	Std. Pkg.
539-SS	1/2"	5/16"	---	2500
540-SS	1/2"	3/8"	---	2500



## Whipper-Snap® Single Screw Strap Type Connector for MCI-A Cable



For connecting MC cable or flexible metal conduit to box or enclosure. Refer to the cable connector compatibility charts in the technical guide section for MCI-A and other cables. Patented Whipper-Snap design.

 File No. E20534

### Zinc Die Cast

Catalog Number	K.O. Size	Flex Trade Size	MC Cable Range		Unit Qty.	Std. Pkg.
			Min.	Max.		
560MCIA	1/2"	3/8"	14/2 (.38")	10/3 (.55")	50	500




# Snap-In Fittings

## Whipper-Snap® Single Screw, Strap Type Connectors



Used to connect AC/MC cable or flexible metal conduit to box or enclosure. Refer to the cable connector compatibility charts in the technical guide section for MCI-A and other cables. Patented Whipper-Snap design.

 File No. E20534

### Zinc Die Cast

Catalog Number	K.O. Size	Flex Trade Size	AC/MC Cable Range		Unit Qty.	Std. Pkg.
			Min.	Max.		
560SP	1/2"	3/8"	14/2 (.43")	10/3 (.61")	50	500

 Quick Install

### Zinc Die Cast / Insulated Throat - 105°C

Catalog Number	K.O. Size	Flex Trade Size	AC/MC Cable Range		Unit Qty.	Std. Pkg.
			Min.	Max.		
560ASP	1/2"	3/8"	14/2 (.43")	10/3 (.61")	50	500

 Quick Install



## Snap Type Connectors



590-DC2



590-DCI2



590-DC2  
(Back View)

For connecting AC/MC cable or flexible metal conduit to box or enclosure. Refer to the cable connector compatibility charts in the technical guide section for MCI-A and other cables. Push cable or conduit into the connector and install in 1/2" knockout. Internal spring steel locking ring tabs securely clamp the cable in place and ensure bonding. Ring tabs are shaped to accept cable without damage to wire insulation. Patented.

c  us File No. E20534

### Zinc Die Cast

Catalog Number	K.O. Size	Flex Trade Size	AC/MC Cable Range		Unit Qty.	Std. Pkg.
			Min.	Max.		
590-DC2	1/2"	3/8"	1 1/2 (.43")	10/3 (.61")	50	500

 Quick Install

### Zinc Die Cast / Insulated Throat - 105°C

Catalog Number	K.O. Size	Flex Trade Size	AC/MC Cable Range		Unit Qty.	Std. Pkg.
			Min.	Max.		
590-DCI2	1/2"	3/8"	1 1/2 (.43")	10/3 (.61")	50	500

 Quick Install

# Snap-In Fittings

## Mighty-Seal® PVC Jacketed MC and TECK Cable Connectors



CONCRETE-TIGHT RAIN-TIGHT

For connecting jacketed MC cable (parking deck/lot cable) or TECK Cable to box or enclosure. Simply strip 7/8" to 1" of jacket from end of cable, loosen nut, and push cable into connector until cable reaches end stop. Tighten nut for raintight connection. Knockout gasket provides positive seal at 1/2" K.O. NPT tapered threads permits installation in threaded boxes. The 595-DC2C, 596-DC2C and 895-DC2C have a polyolefin coating and are listed for direct burial. Concrete-tight. Patented.

UL File No. E20534 (except 595-DC2C, 596-DC2C and 895-DC2C)

ETL Listed: 595-DC2C, 596-DC2C and 895-DC2C

### Zinc Die Cast

Catalog Number	K.O. Size	MC Cable Range		TECK Cable Range		Unit Qty.	Std. Pkg.
		Min.	Max.	Min.	Max.		
595-DC2	1/2"	12/2 (.50")	10/3 (.61")	14/2 (.61")	12/2 (.72")	15	60
596-DC2	1/2"	10/4 (.61")	8/3 (.69")	14/3 (.685")	10/3 (.80")	15	60
895-DC2*	1/2"	12/2 (.50")	10/3 (.61")	14/2 (.61")	12/2 (.72")	10	40

### Zinc Die Cast / Insulated Throat - 105°C

Catalog Number	K.O. Size	MC Cable Range		TECK Cable Range		Unit Qty.	Std. Pkg.
		Min.	Max.	Min.	Max.		
595-DCI2	1/2"	12/2 (.50")	10/3 (.61")	14/2 (.61")	12/2 (.72")	15	60
596-DCI2	1/2"	10/4 (.61")	8/3 (.69")	14/3 (.685")	10/3 (.80")	15	60
895-DCI2*	1/2"	12/2 (.50")	10/3 (.61")	14/2 (.61")	12/2 (.72")	10	40

### Zinc Die Cast / Polyolefin Coating

Catalog Number	K.O. Size	MC Cable Range		TECK Cable Range		Unit Qty.	Std. Pkg.
		Min.	Max.	Min.	Max.		
595-DC2C	1/2"	12/2 (.50")	10/3 (.61")	14/2 (.61")	12/2 (.72")	10	40
596-DC2C	1/2"	10/4 (.61")	8/3 (.69")	14/3 (.685")	10/3 (.80")	15	60
895-DC2C*	1/2"	12/2 (.50")	10/3 (.61")	14/2 (.61")	12/2 (.72")	10	40

\* 90° version

## PVC “Snap-In” Type Connectors




616-NMD





617-NMD

For connecting nonmetallic cable to box or enclosure. Locknut not required.

 File No. E11698


### PVC

Catalog Number	K.O. Size	Nonmetallic Cable Range		Unit Qty.	Std. Pkg.
		Min.	Max.		
616-NMD 	1/2"	14/2	6/2	100	1000
		Or Two			
		14/2	12/3		
		In Any Combination			
617-NMD 	3/4"	8/2, 8/3, 6/2, 6/3		50	500

## PVC “Snap-In” Type Connectors





For connecting nonmetallic cable to box or enclosure. Locknut not required.

 File No. E11698

 File No. LR74878

### PVC


Catalog Number	K.O. Size	Nonmetallic Cable Range		Unit Qty.	Std. Pkg.
		Min.	Max.		
620-NM 	1/2"	14/2	10/3	50	500
		Or Two			
		14/2	12/2		
Catalog Number	K.O. Size	Nonmetallic Cable Range		Unit Qty.	Std. Pkg.
		Min.	Max.		
621-NM 	3/4"	8/3	6/3	25	250
		Or Two			
		12/3	8/3		

# Snap-In Fittings

## Two-Piece Clamp Type Connectors



For connecting single nonmetallic cable to box or enclosure. Locknut not required.

 File No. E11698: 642 thru 644

### Steel

Catalog Number	K.O. Size	Nonmetallic Cable Range		Unit Qty.	Std. Pkg.
		Min.	Max.		
642	1/2"	.180"	.560"	100	1000
643	3/4"	.250"	.830"	50	500
644	1 1/4"	.250"	.980"	50	250
645	1 1/2"	.312"	1.125"	20	100

## Whipper-Snap® Single Screw 90° Connectors



90° fitting with cover used for connecting AC/MC cable to box or enclosure. Single screw design saves time and money. Connectors with patented Whipper-Snap design snap into electrical box! Concrete-tight when taped. Refer to the cable connector compatibility charts in the technical guide section for MCI-A and other cables.

<sub>us</sub> File No. E202876

### Zinc Die Cast

Catalog Number	K.O. Size	Flex Trade Size	AC/MC Cable Range		Unit Qty.	Std. Pkg.
			Min.	Max.		
802SP	1/2"	3/8"	12/2 (.48")	10/3 (.58")	25	250
802MCIA	1/2"	---	12/2 (.42")	10/3 (.55")	25	250

 Quick Install

### Zinc Die Cast

Catalog Number	K.O. Size	Flex Trade Size	AC/MC Cable Range		Unit Qty.	Std. Pkg.
			Min.	Max.		
802ASP	1/2"	3/8"	12/2 (.48")	10/3 (.58")	25	250


 Quick Install

## Whipper-Snap® Snap-In Two Screw Strap Type Connector



For connecting AC/MC cable or flexible metal conduit to box or enclosure. CSA Listed for ACG90. Refer to the cable connector compatibility charts in the technical guide section for MCI-A and other cables. Patented Whipper-Snap design.

 File No. 20534

 File No. LR39354

### Zinc Die Cast

Catalog Number	K.O. Size	Flex Trade Size	ACG90 Cable Range		AC/MC Cable Range		Unit Qty.	Std. Pkg.
			Min.	Max.	Min.	Max.		
840SP	1/2"	3/8"	14/2 (.44")	10/3 (.61")	14/4 (.44")	10/3 (.61")	100	1000



## Whipper-Snap® Two Screw, Strap Type Connector



For connecting nonmetallic cable to box or enclosure. Simply snap connector into electrical box. External spring steel locking tabs secures connector to electrical box. Patented Whipper-Snap design.

 File No. 20534

### Zinc Die Cast

Catalog Number	K.O. Size	Nonmetallic Cable Range		Unit Qty.	Std. Pkg.
		Min.	Max.		
841SP	1/2"	(1) 14/2	(1) 10/3	100	1000
		(2) 14/2	(2) 12/2		



# Snap-In Fittings

## Whipper-Snap® Snap-In Set Screw Connectors



845SP

845ASP

Used to connect AC/MC cable to box or enclosure. The 845ASP is CSA Listed for ACG90. Refer to the cable connector compatibility charts in the technical guide section for MCI-A and other cables. To install, tighten screw between convolutions in cable. Patented Whipper-Snap design.

File No. E20534 File No. LR39354: 845ASP

### Zinc Die Cast

Catalog Number	K.O. Size	AC/MC Cable Range		Unit Qty.	Std. Pkg.
		Min.	Max.		
845SP	1/2"	14/2 (.43")	10/3 (.61")	100	1000

*Quick Install*

### Zinc Die Cast / Insulated Throat - 105°C

Catalog Number	K.O. Size	ACG90 Cable Range		AC/MC Cable Range		Unit Qty.	Std. Pkg.
		Min.	Max.	Min.	Max.		
845ASP	1/2"	14/2 (.43")	10/3 (.61")	14/2 (.43")	10/3 (.61")	100	1000

*Quick Install*

## Whipper-Snap® 90° Connector Double-Screw Design



Used for connecting AC/MC cable or flexible metal conduit to box or enclosure. Simply snap connector into electrical box. External spring steel locking tabs secures connector to electrical box. Patented Whipper-Snap design.

us File No. E20534

### Zinc Die Cast

Catalog Number	K.O. Size	Flex Trade Size	AC/MC Cable Range		Unit Qty.	Std. Pkg.
			Min.	Max.		
850SP	1/2"	3/8"	12/2 (.55")	10/3 (.61")	25	250

*Quick Install*

## Whipper-Snap® Single Screw 90° Connectors



90° fitting with cover used for connecting flexible metal conduit to box or enclosure. Single screw design saves time and money. Patented Whipper-Snap design.

 File No. E9391

### Zinc Die Cast

Catalog Number	K.O. Size	Flex Trade Size	Unit Qty.	Std. Pkg.
851SP	1/2"	1/2"	25	100



### Zinc Die Cast / Insulated Throat - 105°C

Catalog Number	K.O. Size	Flex Trade Size	Unit Qty.	Std. Pkg.
851ASP	1/2"	1/2"	25	100



## Quick Install EMT Connectors



Quickly joins EMT to box or enclosure without the use of a locknut. Simply:

- Insert fitting into the knockout.
- Insert EMT into the fitting.
- Tighten the set screw to simultaneously secure the EMT and the fitting into the knockout.

 File No. E24001

### Zinc Die Cast

Catalog Number	EMT Trade Size	Unit Qty.	Std. Pkg.
1701-DC	1/2"	50	500
1702-DC	3/4"	25	250



# Snap-In Fittings

## Whipper-Snap® Two Screw Strap Type Connector



For connecting AC/MC cable to box or enclosure. Connector simply snaps into the box. CSA Listed for ACG90. Refer to the cable connector compatibility charts in the technical guide section for MCI-A and other cables. Patented Whipper-Snap design.

cUL<sub>us</sub> File No. E20534

SP File No. LR39354

### Zinc Die Cast / Insulated Throat - 105°C

Catalog Number	K.O. Size	ACG90 Cable Range		AC/MC Cable Range		Unit Qty.	Std. Pkg.
		Min.	Max.	Min.	Max.		
8400SP	1/2"	14/2 (.38")	10/3 (.61")	14/2 (.38")	10/3 (.61")	100	1000

Quick Install

## Whipper-Snap® Two Screw Strap Type Connector for MCI-A Cable



For connecting AC/MC cable to box or enclosure. CSA Listed for ACG90. Refer to the cable connector compatibility charts in the technical guide section for MCI-A and other cables. Connector simply snaps into the box. Patented Whipper-Snap design.

cUL<sub>us</sub> File No. E20534

SP File No. LR39354

### Zinc Die Cast / Insulated Throat - 105°C

Catalog Number	K.O. Size	ACG90 Cable Range		AC/MC Cable Range		Unit Qty.	Std. Pkg.
		Min.	Max.	Min.	Max.		
8400ASP	1/2"	14/2 (.38")	10/3 (.525")	14/2 (.38")	10/3 (.525")	100	1000

Quick Install



## Whipper-Snap® 90° Duplex Connector



90° fitting with steel cover used to connect AC/MC cable or flexible metal conduit to box or enclosure. Simply snap connector into electrical box! External spring steel locking tabs secures connector. Refer to the cable connector compatibility charts in the technical guide section for MCI-A and other cables. Patented Whipper-Snap design.


c  us File No. E20534

### Zinc Die Cast

Catalog Number	K.O. Size	Flex Trade Size	AC/MC Cable Range		Unit Qty.	Std. Pkg.
			Min.	Max.		
84690SP	1/2"	3/8"	14/4 (.44")	10/3 (.61")	25	100



## E-Z Lock® Connectors - Steel



AMC-50

AMC-5075

AMC-52

Used to connect AC/MC cable and flexible metal conduit to box or enclosure. Use slotted, Phillips or Robertson head screwdriver. Refer to the cable connector compatibility charts in the technical guide section for MCI-A and other cables. Use with anti-short bushing.

c  us File No. E20534

### Steel / Insulated Throat - 105°C

Catalog Number	K.O. Size	Flex Trade Size	AC/MC Cable Range		Throat Opening	Unit Qty.	Std. Pkg.
			Min.	Max.			
AMC-50	1/2"	3/8"	14/2 (.40")	10/3 (.62")	.375"	50	500
AMC-5075	1/2"	1/2"	10/4 (.62")	6/4 (.92")	.565"	25	250
AMC-52	1/2"	3/8"	14/2 (.43")	10/3 (.62")	.560"	25	250
AMC-75	3/4"	3/4"	10/3 (.56")	6/3 (.81")	.560"	25	100



# Snap-In Fittings

## Whipper-Snap® Screw-in Connectors



For connecting flexible metal conduit to box or enclosure.  
Screw connector into conduit and snap into electrical box.  
Patented Whipper-Snap design.

cUL<sub>us</sub> File No. E20534

### Zinc Die Cast

Catalog Number	K.O. Size	Flex Trade Size	Unit Qty.	Std. Pkg.
GF38SP	1/2"	3/8"	100	1000
GF50SP	1/2"	1/2"	100	1000



## Whipper-Snap® Snap-In “U” Shaped Strap Duplex Connectors



For connecting AC/MC cable or flexible metal conduit to box or enclosure. Connectors simply snap into the electrical box. Refer to the cable connector compatibility charts in the technical guide section for MCI-A and other cables. Suitable for maintaining grounding continuity when installed in accordance with the NEC. Patented Whipper-Snap design.

cUL<sub>us</sub> File No. E20534

### Zinc Die Cast / Insulated Throat - 105°C

Catalog Number	K.O. Size	Flex Trade Size	AC/MC Cable Range		Unit Qty.	Std. Pkg.
			Min.	Max.		
SG3838ASP	1/2"	3/8"	14/4 (.42")	10/3 (.61")	20	200



## Whipper-Snap® Snap-In “U” Shaped Strap Connectors



SG38SP



SG38ASP

For connecting AC/MC cable or flexible metal conduit to box or enclosure. Connector simply snaps into the box. The SG38ASP is CSA Listed for ACG90. Refer to the cable connector compatibility charts in the technical guide section for MCI-A and other cables. Patented Whipper-Snap design.

cULus File No. E20534    SP File No. LR39354: SG38ASP

### Zinc Die Cast

Catalog Number	K.O. Size	Flex Trade Size	AC/MC Cable Range		Unit Qty.	Std. Pkg.
			Min.	Max.		
SG38SP	1/2"	3/8"	14/4 (.43")	10/3 (.61")	50	500



### Zinc Die Cast / Insulated Throat - 105°C

Catalog Number	K.O. Size	Flex Trade Size	ACG90 Cable Range		AC/MC Cable Range		Unit Qty.	Std. Pkg.
			Min.	Max.	Min.	Max.		
SG38ASP	1/2"	3/8"	14/2 (.42")	10/3 (.61")	14/4 (.43")	10/3 (.61")	50	500



## Whipper-Snap® Snap-In “U” Shaped Strap Connector for MCI-A Cable



For connecting AC/MC cable or steel or aluminum reduced wall flexible metal conduit to box or enclosure. Refer to the cable connector compatibility charts in the technical guide section for MCI-A and other cables. Connector simply snaps into the box. Patented Whipper-Snap design.

cULus File No. E20534

### Zinc Die Cast

Catalog Number	K.O. Size	Flex Trade Size	AC/MC Cable Range		Unit Qty.	Std. Pkg.
			Min.	Max.		
SG38MCIA	1/2"	3/8"	14/4 (.38")	10/3 (.56")	50	500



# Flexible Metal Conduit Fittings

## Screw-In Connectors, 90°

Used to connect flexible metal conduit to box or enclosure. Sliding cover facilitates wire pulling and inspection.



cULus File No. E9391

91-DC2 also UL Listed for use with XRWFMC.

## Zinc Die Cast

Catalog Number	Flex Trade Size	Unit Qty.	Std. Pkg.
91-DC2	1/2"	25	250
92-DC2	3/4"	15	150
93-DC2	1"	10	100

## Single Screw, Strap Type Connector With Tri-Drive Screw

Used to connect flexible metal conduit to box or enclosure.



UL File No. E20534

SP File No. LR39354

## Zinc Die Cast

Catalog Number	K.O. Size	Flex Trade Size	Unit Qty.	Std. Pkg.
560-DC2	1/2"	3/8"	50	500

## Combination Couplings

Coupling used to join EMT to flexible metal conduit. Screw-in end for flex. Compression end for EMT.



UL File No. E9391


581-DC also UL Listed for use with XRWFMC.

## Zinc Die Cast


Catalog Number	Flex Trade Size	Unit Qty.	Std. Pkg.
581-DC	1/2"	50	500
582-DC	3/4"	25	250
583-DC	1"	10	100

# Flexible Metal Conduit Fittings

## Double-Snap Snap-In Connector




Simply snap cable into connector and then snap connector into box. No tools required!  
Also see AC/MC section for additional listings.

 File No. E20534


## Zinc Die Cast / Insulated Throat – 105°C

Catalog Number	K.O. Size	Flex Trade Size	Unit Qty.	Std. Pkg.
38ADS	1/2"	3/8"	50	500

## Double-Snap Snap-In Connector for Old Work



Pull cable into box, snap cable into connector and snap connector into box. No tools required!

 File No. E20534

## Zinc Die Cast / Insulated Throat – 105°C

Catalog Number	K.O. Size	Flex Trade Size	Unit Qty.	Std. Pkg.
38ACDS	1/2"	3/8"	50	500

# Flexible Metal Conduit Fittings

## Combination Couplings



280-DC,  
280-DCX



281-DC, 282-DC,  
282-DCX, 283-DC




280 & 281



280SP

Set screw type couplings used to join EMT to flexible metal conduit. The patented 280-DCX and 280-DC have steel straps. The 280 and 281 have a compression end for EMT and a two screw steel strap for flexible metal conduit. The 280SP is patented Mighty-Merge® design and has set screw end for EMT and snap-in end for flexible metal conduit. Also see AC/MC and nonmetallic cable sections for additional listings.

©  File No. E9391: 280-DC, 280SP, 281-DC, 282-DC, 283-DC

## Malleable Iron

Catalog Number	EMT Trade Size	Flex Trade Size	Unit Qty.	Std. Pkg.
280	1/2"	3/8"	25	100
281	1/2"	1/2"	20	100

## Zinc Die Cast



Catalog Number	EMT Trade Size	Flex Trade Size	Unit Qty.	Std. Pkg.
280-DC	1/2"	3/8"	25	100
280-DCX	1/2"	3/8"	25	100
280SP	1/2"	3/8"	25	100
281-DC	1/2"	1/2"	25	250
282-DC	3/4"	3/4"	25	100
282-DCX	3/4"	1/2"	25	100
283-DC	1"	1"	10	100

# Flexible Metal Conduit Fittings

## Squeeze Connectors



403-I



403 thru 412





414 thru 418



419 and 420

To connect flexible metal conduit to box or enclosure.

 File No. E9391: All except 403-I

 File No. E20534: 403-I

 File No. LR39354: 407 thru 420; 407-I thru 420-I

## Malleable Iron

Catalog Number	K.O. Size	Flex Trade Size	Unit Qty.	Std. Pkg.
403	1/2"	3/8"	50	500
407	1/2"	1/2"	50	200
408	3/4"	3/4"	25	100
410	1"	1"	---	25
412	1 1/4"	1 1/4"	---	25
414	1 1/2"	1 1/2"	---	10
416	2"	2"	---	10
417	2 1/2"	2 1/2"	---	5
418	3"	3"	---	5
419	3 1/2"	3 1/2"	---	5
420	4"	4"	---	5

## Malleable Iron / Insulated Throat - 105°C

Catalog Number	K.O. Size	Flex Trade Size	Unit Qty.	Std. Pkg.
403-I	1/2"	3/8"	50	500
407-I	1/2"	1/2"	50	200
408-I	3/4"	3/4"	25	100
410-I	1"	1"	5	25
412-I	1 1/4"	1 1/4"	5	25
414-I	1 1/2"	1 1/2"	2	10
416-I	2"	2"	2	10
417-I	2 1/2"	2 1/2"	1	5
418-I	3"	3"	1	5
419-I	3 1/2"	3 1/2"	1	5
420-I	4"	4"	1	5

# Flexible Metal Conduit Fittings

## Squeeze Connectors



403-DC2





1/2" thru 2"




2 1/2" thru 4"

To connect flexible metal conduit to box or enclosure.

 File No. E9391: 407-DC2, 407-DCI2, 408-DC2, 408-DCI2 and 417-DC2 thru 420-DC2

 File No. LR39354: 408-DC2

 File No. E9391: 403-DC2, 410-DC2, 410-DCI2, 412-DC2, 412-DCI2, 414-DC2, 414-DCI2, 416-DC2 and 416-DCI2

## Zinc Die Cast

Catalog Number	K.O. Size	Flex Trade Size	Unit Qty.	Std. Pkg.
403-DC2	1/2"	3/8"	50	500
407-DC2	1/2"	1/2"	50	200
408-DC2	3/4"	3/4"	25	100
410-DC2	1"	1"	10	100
412-DC2	1 1/4"	1 1/4"	10	100
414-DC2	1 1/2"	1 1/2"	5	50
416-DC2	2"	2"	---	10
417-DC2	2 1/2"	2 1/2"	---	5
418-DC2	3"	3"	---	5
419-DC2	3 1/2"	3 1/2"	---	5
420-DC2	4"	4"	---	5

## Zinc Die Cast / Insulated Throat - 105°C

Catalog Number	K.O. Size	Flex Trade Size	Unit Qty.	Std. Pkg.
407-DCI2	1/2"	1/2"	50	200
408-DCI2	3/4"	3/4"	25	100
410-DCI2	1"	1"	10	100
412-DCI2	1 1/4"	1 1/4"	10	100
414-DCI2	1 1/2"	1 1/2"	5	50
416-DCI2	2"	2"	---	10



# Flexible Metal Conduit Fittings

## Squeeze Connectors with Grounding Lug



To connect and bond flexible metal conduit to box or enclosure. Also see AC/MC section for additional listings.

c  us File No. E9391

## Zinc Die Cast

Catalog Number	K.O. Size	Flex Trade Size	Ground Lug Range		Unit Qty.	Std. Pkg.
			Min.	Max.		
407-DC2G	1/2"	1/2"	14 AWG	6 AWG	50	200

## Set Screw Connectors





507-DC2



USL-120

The 507 and 508 series are straight set screw type fittings used to connect flexible metal (steel) conduit to box or enclosure. The USL-120 is for use with extra flexible steel conduit and is UL recognized for use with listed or certified subassemblies.

 File No. E9391 (507 and 508 series)

 File No. LR39354 (507 and 508 series)

## Zinc Die Cast

Catalog Number	K.O. Size	Flex Trade Size	Unit Qty.	Std. Pkg.
507-DC2	1/2"	1/2"	50	500
508-DC2	3/4"	3/4"	25	250
USL-120	1/2"	.645"-.675"	100	1000

## Zinc Die Cast / Insulated Throat - 105°C


Catalog Number	K.O. Size	Flex Trade Size	Unit Qty.	Std. Pkg.
507-DCI2	1/2"	1/2"	50	500
508-DCI2	3/4"	3/4"	25	250

# Flexible Metal Conduit Fittings

## Whipper-Snap® Snap-In Two Screw-Type Connector



Used to connect flexible metal conduit to box or enclosure.  
Also see AC/MC section for additional listings.  
Patented Whipper-Snap design.

 File No. E20534

 File No. LR39354

### Zinc Die Cast

Catalog Number	K.O. Size	Flex Trade Size	Unit Qty.	Std. Pkg.
840SP	1/2"	3/8"	100	1000



## Screw-In Connectors, Snap-In



Low profile connector for connecting flexible metal conduit to box or enclosure. Spring steel locking tabs eliminate need for a locknut. Suitable for flexible whips. 539-SS is UL recognized for use with listed or certified subassemblies.

 US File No. E9391

### Spring Steel

Catalog Number	K.O. Size	Flex Trade Size	Unit Qty.	Std. Pkg.
539-SS	1/2"	5/16"	---	2500
540-SS	1/2"	3/8"	---	2500



# Flexible Metal Conduit Fittings


## Screw-In Connectors



For connecting flexible metal conduit to box or enclosure.

 File No. E9391

520-DC2 and 520-DCI2 are also UL Listed for use with XRWFMC.

 File No. LR39354: 519 thru 521 -DC2 & -DCI2

## Zinc Die Cast

Catalog Number	K.O. Size	Flex Trade Size	Unit Qty.	Std. Pkg.
519-DC2	1/2"	3/8"	100	1000
520-DC2	1/2"	1/2"	100	1000
521-DC2	3/4"	3/4"	50	500
522-DC2	1"	1"	25	250
523-DC2	1 1/4"	1 1/4"	10	100
524-DC2	1 1/2"	1 1/2"	5	50
525-DC2	2"	2"	3	30

## Zinc Die Cast / Insulated Throat - 105°C

Catalog Number	K.O. Size	Flex Trade Size	Unit Qty.	Std. Pkg.
519-DCI2	1/2"	3/8"	100	1000
520-DCI2	1/2"	1/2"	100	1000
521-DCI2	3/4"	3/4"	50	500
522-DCI2	1"	1"	25	250
523-DCI2	1 1/4"	1 1/4"	10	100
524-DCI2	1 1/2"	1 1/2"	5	50
525-DCI2	2"	2"	3	30

# Flexible Metal Conduit Fittings

## Whipper-Snap® Screw-in Connectors



For connecting flexible metal conduit to box or enclosure.  
Screw connector into conduit and snap into electrical box.  
Patented Whipper-Snap design.

c  us File No. E20534

### Zinc Die Cast

Catalog Number	K.O. Size	Flex Trade Size	Unit Qty.	Std. Pkg.
GF38SP	1/2"	3/8"	100	1000
GF50SP	1/2"	1/2"	100	1000



## Screw-In Couplings



Used to join two lengths of flexible metal conduit.

 File No. E9391

530-DC also UL Listed for use with XRWFMC.

### Zinc Die Cast

Catalog Number	Flex Trade Size	Unit Qty.	Std. Pkg.
530-DC	1/2"	50	500
531-DC	3/4"	50	500
532-DC	1"	10	100
533-DC	1 1/4"	10	100
534-DC	1 1/2"	5	50
535-DC	2"	3	30

# Flexible Metal Conduit Fittings

## Multi-Purpose Connector Two Screw, Strap Type



Used to connect flexible metal conduit to 1/4" knockout. Will fit 1/4" knockouts with flats, such as used in lighting applications. Also see AC/MC and nonmetallic cable sections for additional listings.

 Recognized UL File No. E9391

### Zinc Die Cast

Catalog Number	K.O. Size	Flex Trade Size	Unit Qty.	Std. Pkg.
563-DC2	1/4"	3/8"	50	500

## Mighty-Merge® Combination Couplings



4057-DC



4058-DC

Couplings used to join EMT to flexible metal conduit. Also see AC/MC section for additional listings. Patented.

 Listed

### Zinc Die Cast

Catalog Number	EMT Trade Size	Flex Trade Size	Unit Qty.	Std. Pkg.
4057-DC	3/4"	3/8"	25	100
4058-DC	3/4"	1/2"	25	100

# Flexible Metal Conduit Fittings

## Mighty-Merge® Combination Coupling



Coupling used to join duplex flexible metal conduit to EMT. Set screw type transitional fitting ideal for commercial and institutional facilities. A labor savings, compared to the traditional junction box installation. Simply remove the armor and expose the length of conductors to reach the device box or enclosure. Insert FMC or AC/MC until visible in inspection holes. Also see AC/MC section for additional listings. Patented.

c  us File No. E20534

## Zinc Die Cast

Catalog Number	EMT Trade Size	Flex Trade Size	Unit Qty.	Std. Pkg.
4157-DC	3/4"	3/8"	25	100

## E-Z Lock® Connectors - Steel



AMC-50



AMC-5075



AMC-52

Used to connect flexible metal conduit to box or enclosure. Use slotted or Phillips head screwdriver. Also see AC/MC section for additional listings. Use with anti-short bushing.

c  us File No. E20534

## Steel / Insulated Throat - 105°C

Catalog Number	K.O. Size	Flex Trade Size	Throat Opening	Unit Qty.	Std. Pkg.
AMC-50	1/2"	3/8"	.375"	50	500
AMC-5075	1/2"	1/2"	.565"	25	250
AMC-52	1/2"	3/8"	.560"	25	250
AMC-75	3/4"	3/4"	.560"	25	100



# Flexible Metal Conduit Fittings

## Single Screw Strap Connectors



Used to connect flexible metal conduit to box or enclosure. Also see AC/MC section for additional listings.

cULus File No. E9391, E20534

## Zinc Die Cast

Catalog Number	K.O. Size	Flex Trade Size	Unit Qty.	Std. Pkg.
BL-17	1/2"	1/2"	50	200
BL-18	3/4"	3/4"	25	100
BL-19	1"	1"	10	100

## Zinc Die Cast / Insulated Throat - 105°C

Catalog Number	K.O. Size	Flex Trade Size	Unit Qty.	Std. Pkg.
BL-17I	1/2"	1/2"	50	200
BL-18I	3/4"	3/4"	25	100
BL-19I	1"	1"	10	100

## 90° Flanged Extra Flexible Steel Conduit Connector



Use with square locked extra flexible steel conduit. Ideal for office partitions, showcases, merchandising displays, range tops and other appliances.

cUL File No. E9391

## Zinc Die Cast


Catalog Number	Flex Range Min.	Flex Range Max.	Unit Qty.	Std. Pkg.
543-DC	.645"	.675	---	250

# Flexible Metal Conduit Fittings

## Whipper-Snap® Single Screw, Strap Type Connectors



Used to connect flexible metal conduit to box or enclosure.  
Also see AC/MC section for additional listings.  
Patented Whipper-Snap design.

 File No. E20534

### Zinc Die Cast

Catalog Number	K.O. Size	Flex Trade Size	Unit Qty.	Std. Pkg.
560SP	1/2"	3/8"	50	500

 Quick Install

### Zinc Die Cast / Insulated Throat - 105°C

Catalog Number	K.O. Size	Flex Trade Size	Unit Qty.	Std. Pkg.
560ASP	1/2"	3/8"	50	500

 Quick Install



# Flexible Metal Conduit Fittings

## “U” Shaped Strap Connectors




571-DC2



571-S

Used to connect flexible metal conduit to box or enclosure.  
Also see AC/MC section for additional listings.

 File No. E20534

### Zinc Die Cast

Catalog Number	K.O. Size	Flex Trade Size	Unit Qty.	Std. Pkg.
571-DC2	1/2"	1/2"	50	200
572-DC2	3/4"	3/4"	25	100
573-DC2	1"	1"	10	100

### Zinc Die Cast / Insulated Throat - 105°C

Catalog Number	K.O. Size	Flex Trade Size	Unit Qty.	Std. Pkg..
571-DCI2	1/2"	1/2"	50	200
572-DCI2	3/4"	3/4"	50	100
573-DCI2	1"	1"	25	100

### Steel

Catalog Number	K.O. Size	Flex Trade Size	Unit Qty.	Std. Pkg.
570-S	1/2"	3/8"	50	500
571-S	1/2"	1/2"	50	200
572-S	3/4"	3/4"	25	100
573-S	1"	1"	10	100



### Steel / Insulated Throat - 105°C

Catalog Number	K.O. Size	Flex Trade Size	Unit Qty.	Std. Pkg.
571-SI	1/2"	1/2"	50	200
572-SI	3/4"	3/4"	25	100
573-SI	1"	1"	10	100

# Flexible Metal Conduit Fittings

## Whipper-Snap® Snap-In “U” Shaped Strap Connectors



SG38SP



SG38ASP

The SG38SP and SG38ASP are for connecting flexible metal conduit to box or enclosure. Connectors simply snap into the box. Also see AC/MC section for additional listings. Patented Whipper-Snap design.

cUL<sub>us</sub> File No. E20534

SP File No. LR39354: SG38ASP

### Zinc Die Cast

Catalog Number	K.O. Size	Flex Trade Size	Unit Qty.	Std. Pkg.
SG38SP	1/2"	3/8"	50	500



### Zinc Die Cast / Insulated Throat - 105°C

Catalog Number	K.O. Size	Flex Trade Size	Unit Qty.	Std. Pkg.
SG38ASP	1/2"	3/8"	50	500



# Flexible Metal Conduit Fittings

## Snap Type Connectors



590-DC2



590-DCI2



590-DC2  
(Back View)

For connecting flexible metal conduit to box or enclosure. Push conduit into the connector and install in 1/2" knockout. Internal spring steel locking ring tabs securely clamp the cable in place and ensure bonding. Ring tabs are shaped to accept cable without damage to wire insulation. Also see AC/MC section for additional listings. Patented.

c  us File No. E20534

## Zinc Die Cast

Catalog Number	K.O. Size	Flex Trade Size	Unit Qty.	Std. Pkg.
590-DC2	1/2"	3/8"	50	500

*Quick Install*

## Zinc Die Cast / Insulated Throat - 105°C

Catalog Number	K.O. Size	Flex Trade Size	Unit Qty.	Std. Pkg.
590-DCI2	1/2"	3/8"	50	500

*Quick Install*

# Flexible Metal Conduit Fittings

## Duplex Connectors



601-DC2, 621-DC2



630 & 630-DC2



691-DC2

Strap type fitting used to connect flexible metal conduit to box or enclosure. Also see AC/MC section for additional listings.

 File No. E20534  File No. LR39354: 601-DC2

## Zinc Die Cast

Catalog Number	K.O. Size	Flex Trade Size	Unit Qty.	Std. Pkg.
601-DC2	1/2"	3/8"	20	200
621-DC2	3/4"	3/8"	25	100
630-DC2	1/2"	3/8"	20	200
691-DC2	1/2"	3/8"	20	200



## Malleable Iron

Catalog Number	K.O. Size	Flex Trade Size	Unit Qty.	Std. Pkg.
630	1/2"	3/8"	20	200

## Duplex Connectors




600-DC2



602-DC2

Set screw type fitting used to connect flexible metal (steel) conduit to box or enclosure.

 File No. LR39354: 602-DC2

## Zinc Die Cast

Catalog Number	K.O. Size	Flex Trade Size	ACG90 Cable Range		Unit Qty.	Std. Pkg.
			Min.	Max.		
600-DC2	1/2"	3/8"	---	---	25	100
602-DC2	1/2"	3/8"	1 1/2 (.42")	10/3 (.61")	25	100

# Flexible Metal Conduit Fittings

## Whipper-Snap® Duplex Connectors



3838SP



846SP



3838ASP

For connecting flexible metal conduit to box or enclosure. The 846SP is a strap type fitting with external spring steel locking tabs that allow the connector to simply snap into the electrical box. The 3838ASP and 3838SP are double-snap type connectors. Integral internal spring steel locking tabs fasten cable or conduit. External spring steel locking tabs secures connector to electrical box. Suitable for maintaining grounding continuity when installed in accordance with the NEC. Also see AC/MC section for additional listings. Patented Whipper-Snap design.

c  us File No. E20534

### Zinc Die Cast

Catalog Number	K.O. Size	Flex Trade Size	Unit Qty.	Std. Pkg.
3838SP	1/2"	3/8"	20	200
846SP	1/2"	3/8"	20	200

 Quick Install

### Zinc Die Cast / Insulated Throat - 105°C

Catalog Number	K.O. Size	Flex Trade Size	Unit Qty.	Std. Pkg.
3838ASP	1/2"	3/8"	20	200

 Quick Install

# Flexible Metal Conduit Fittings

## Whipper-Snap® Snap-In “U” Shaped Strap Duplex Connectors



For connecting flexible metal conduit to box or enclosure. Connectors simply snap into the electrical box. Suitable for maintaining grounding continuity when installed in accordance with the NEC. Also see AC/MC section for additional listings. Patented Whipper-Snap design.

 File No. E20534

### Zinc Die Cast / Insulated Throat - 105°C


Catalog Number	K.O. Size	Flex Trade Size	Unit Qty.	Std. Pkg.
SG3838ASP	1/2"	3/8"	20	200



## Two Screw Strap Type Connectors



Two screw strap type connector used to connect flexible metal conduit to box or enclosure.

 File No. E20534

### Zinc Die Cast

Catalog Number	K.O. Size	Flex Trade Size	Unit Qty.	Std. Pkg.
653-DC2	1/2"	1/2"	25	100
655-DC2	3/4"	3/4"	20	100
657-DC2	1"	1"	5	25

# Flexible Metal Conduit Fittings

## 45° Connectors



Zinc Die Cast



Malleable Iron

45° fitting for connecting flexible metal conduit to box or enclosure.

 File No. E9391

### Zinc Die Cast

Catalog Number	K.O. Size	Flex Trade Size	Unit Qty.	Std. Pkg.
800-DC2	1/2"	3/8"	25	100
803-DC2	1/2"	1/2"	25	100

### Malleable Iron

Catalog Number	K.O. Size	Flex Trade Size	Unit Qty.	Std. Pkg.
800	1/2"	3/8"	25	100
803	1/2"	1/2"	10	100

## 90° Connectors



90° fitting with cover used for connecting flexible metal conduit to box or enclosure.

 File No. E9391     File No. LR39354

### Malleable Iron

Catalog Number	K.O. Size	Flex Trade Size	Unit Qty.	Std. Pkg.
801	1/2"	3/8"	50	200
804	1/2"	1/2"	25	100
806	3/4"	3/4"	10	50

### Malleable Iron / Insulated Throat - 105°C

Catalog Number	K.O. Size	Flex Trade Size	Unit Qty.	Std. Pkg.
801-I	1/2"	3/8"	50	200
804-I	1/2"	1/2"	25	100
806-I	3/4"	3/4"	10	50

# Flexible Metal Conduit Fittings

## 90° Connectors



90° fitting with cover used for connecting flexible metal conduit to box or enclosure.

 File No. E9391

 File No. LR39354: 807 thru 811; 807-I thru 811-I

### Malleable Iron

Catalog Number	K.O. Size	Flex Trade Size	Unit Qty.	Std. Pkg.
807	1"	1"	5	25
808	1 1/4"	1 1/4"	---	10
809	1 1/2"	1 1/2"	---	5
810	2"	2"	---	5
811	2 1/2"	2 1/2"	---	5
812	3"	3"	---	5
813	3 1/2"	3 1/2"	---	1
814	4"	4"	---	1

### Malleable Iron / Insulated Throat - 105°C

Catalog Number	K.O. Size	Flex Trade Size	Unit Qty.	Std. Pkg.
807-I	1"	1"	5	25
808-I	1 1/4"	1 1/4"	2	10
809-I	1 1/2"	1 1/2"	1	5
810-I	2"	2"	1	5
811-I	2 1/2"	2 1/2"	1	5
812-I	3"	3"	1	5
813-I	3 1/2"	3 1/2"	---	1
814-I	4"	4"	---	1



# Flexible Metal Conduit Fittings

## 90° Connectors



3/8" thru 2"



Over 2"

90° fitting with cover used for connecting flexible metal conduit to box or enclosure. Also see AC/MC section for additional listings.

**UL** File No. E9391: 801-, 809-, 810-DC2 & DCI2

**UL** File No. E20534: 804-, 806-, 807-, 808-DC2 & DCI2

**SP** File No. LR39354

## Zinc Die Cast

Catalog Number	K.O. Size	Flex Trade Size	Cable Range		Unit Qty.	Std. Pkg.
			Min.	Max.		
801-DC2	1/2"	3/8"	---	---	25	250
804-DC2	1/2"	1/2"	.750"	.875"	25	100
806-DC2	3/4"	3/4"	.875"	1.000"	10	50
807-DC2	1"	1"	1.187"	1.312"	---	25
808-DC2	1 1/4"	1 1/4"	1.500"	1.625"	---	25
809-DC2	1 1/2"	1 1/2"	---	---	---	5
810-DC2	2"	2"	---	---	---	5
811-DC2	2 1/2"	2 1/2"	---	---	---	5
812-DC2	3"	3"	---	---	---	5
813-DC2	3 1/2"	3 1/2"	---	---	---	1
814-DC2	4"	4"	---	---	---	1

## Zinc Die Cast / Insulated Throat - 105°C

Catalog Number	K.O. Size	Flex Trade Size	Cable Range		Unit Qty.	Std. Pkg.
			Min.	Max.		
801-DCI2	1/2"	3/8"	---	---	25	250
804-DCI2	1/2"	1/2"	.750"	.875"	25	100
806-DCI2	3/4"	3/4"	.875"	1.000"	10	50
807-DCI2	1"	1"	1.187"	1.312"	---	25
808-DCI2	1 1/4"	1 1/4"	1.500"	1.625"	---	25
809-DCI2	1 1/2"	1 1/2"	---	---	---	5
810-DCI2	2"	2"	---	---	---	5

# Flexible Metal Conduit Fittings

## Single Screw 90° Connectors Locknut & Whipper-Snap® Designs



802-DC2

802SP

90° fitting with cover used for connecting flexible metal conduit to box or enclosure. Single screw design save time and money. Units with Whipper-Snap design snap into electrical box! Also see AC/MC section for additional listings. Patented Whipper-Snap design.

c  us File No. E20534: 802ASP, 802-DC2, 802-DCI2, 802SP

 File No. E9391: 851ASP, 851-DC2, 851-DC12, 851SP

### Zinc Die Cast

Catalog Number	K.O. Size	Flex Trade Size	Unit Qty.	Std. Pkg.
802-DC2	1/2"	3/8"	25	250
851-DC2	1/2"	1/2"	25	100

*Quick Install*

### Zinc Die Cast / Insulated Throat - 105°C

Catalog Number	K.O. Size	Flex Trade Size	Unit Qty.	Std. Pkg.
802ASP	1/2"	3/8"	25	250
802-DCI2	1/2"	3/8"	25	250
851ASP	1/2"	1/2"	25	100
851-DCI2	1/2"	1/2"	25	100

*Quick Install*

### Whipper-Snap® Zinc Die Cast

Catalog Number	K.O. Size	Flex Trade Size	Unit Qty.	Std. Pkg.
802SP	1/2"	3/8"	25	250
851SP	1/2"	1/2"	25	100

*Quick Install*

# Flexible Metal Conduit Fittings

## Duplex Connectors, 90°



Malleable

Zinc

90° fitting with steel cover used to connect flexible metal conduit to box or enclosure. Use with Cat. No. 1001 Anti-Short Bushing.

c  us File No. E9391: 830

 File No. E20534: 830-DC2

### Malleable Iron

Catalog Number	K.O. Size	Flex Trade Size	Unit Qty.	Std. Pkg.
830	1/2"	3/8"	25	100

### Zinc Die Cast

Catalog Number	K.O. Size	Flex Trade Size	Unit Qty.	Std. Pkg.
830-DC2	1/2"	3/8"	25	100

## Whipper-Snap® 90° Duplex Connectors



90° fitting with steel cover used to connect flexible metal conduit to box or enclosure. Simply snap connector into electrical box! External spring steel locking tabs secures connector. Also see AC/MC section for additional listings. Patented.

c  us File No. E20534

### Zinc Die Cast

Catalog Number	K.O. Size	Flex Trade Size	Unit Qty.	Std. Pkg.
84690SP	1/2"	3/8"	25	100

 Quick Install

# Flexible Metal Conduit Fittings

## Whipper-Snap® 90° Connector Double Screw Design



Simply snap connector into electrical box. External spring steel locking tabs secures connector to electrical box. Patented Whipper-Snap design.

 File No. E9391

### Zinc Die Cast

Catalog Number	K.O. Size	Flex Trade Size	Unit Qty.	Std. Pkg.
850SP	1/2"	3/8"	25	250



## One Hole Straps



Snap-on type strap used to support flexible metal conduit, armored cable, or metal clad cable.

c  us File No. E161206

### Steel

Catalog Number	Flex Trade Size	Unit Qty.	Std. Pkg.
900-F	3/8"	100	1000

# Flexible Metal Conduit Fittings

## Mighty-Hold® Universal Clamp Straps



UCS-5075



UCS-75100

One piece clamp back and strap secures both cable and conduit. The UCS-5075 secures 1/2" and 3/4" EMT, Rigid, IMC, Metallic Liquid Tight, Nonmetallic Liquid Tight, FMC, and Schedule 40 and Schedule 80 PVC conduit, as well as steel and aluminum AC/MC cable.

The UCS-75100 secures 3/4" and 1" EMT, Rigid, IMC, Metallic Liquid Tight, Nonmetallic Liquid Tight, FMC, and Schedule 40 and Schedule 80 PVC conduit, as well as steel and aluminum AC/MC cable. Patent Pending.

c  us File No. E161206

## Zinc Plated Steel

Catalog Number	Trade Size	Unit Qty.	Std. Pkg.
UCS-5075	1/2" - 3/4"	25	100
UCS-75100	3/4" - 1"	25	100

## Mighty-Hold® Universal Straps



For steel or aluminum flexible metal conduit. Supports multiple sizes. Also see AC/MC section for additional listings. Patented.

c  us File No. E161206

## Steel


Catalog Number	Flex Trade Size	Hole Size	Unit Qty.	Std. Pkg.
US-4461	3/8"	.210"	100	1000

# Armored/Metal Clad Cable Fittings


## Squeeze Connectors

Used to connect AC/MC cable or flexible metal conduit to box or enclosure. Refer to the cable connector compatibility charts in the technical guide section for MCI-A and other cables.



c  us File No. E20534: 403-1

 File No. E9391: 407-DC2 and 407-DC12

c  us File No. E9391: 403-DC2

## Zinc Die Cast

Catalog Number	K.O. Size	Flex Trade Size	Cable Range		Unit Qty.	Std. Pkg.
			Min.	Max.		
403-DC2	1/2"	3/8"	12/2 (.58")	10/3 (.61")*	50	500
407-DC2	1/2"	1/2"	8/4 (.86")	6/4 (.92")**	50	200

\*AC/MC \*\*AC

## Zinc Die Cast / Insulated Throat - 105°C

Catalog Number	K.O. Size	Flex Trade Size	AC Cable Range		Unit Qty.	Std. Pkg.
			Min.	Max.		
407-DC12	1/2"	1/2"	8/4 (.86")	6/4 (.92")	50	200

## Malleable Iron / Insulated Throat - 105°C

Catalog Number	K.O. Size	Flex Trade Size	AC/MC Cable Range		Unit Qty.	Std. Pkg.
			Min.	Max.		
403-1	1/2"	3/8"	14/4 (.51")	6/3 (.835")	50	500

## Squeeze Connectors with Grounding Lug

To connect and bond flexible metal conduit and AC/HCF cables to box or enclosure. Refer to the cable connector compatibility charts in the technical guide section for MCI-A and other cables.



c  us File No. E9391

## Zinc Die Cast


Catalog Number	K.O. Size	Flex Trade Size	AC Cable Range		Ground Lug Range		Unit Qty.	Std. Pkg.
			Min.	Max.	Min.	Max.		
407-DC2G	1/2"	1/2"	.86"	92"	14 AWG	6 AWG	50	200

# Armored/Metal Clad Cable Fittings

## Set Screw Connector

Used to connect AC/MC cable to box or enclosure. Refer to the cable connector compatibility charts in the technical guide section for MCI-A and other cables.



 File No. E20534

## Zinc Die Cast

Catalog Number	K.O. Size	Flex Trade Size	AC/MC Cable Range		Unit Qty.	Std. Pkg.
			Min.	Max.		
501-DC2	1/2"	3/8"	14/2 (.43")	10/3 (.61")	100	1000


## Whipper-Snap® Snap-In Set Screw Connectors




845SP

845ASP

Used to connect AC/MC cable to box or enclosure. The 845ASP is CSA Listed for ACG90. Refer to the cable connector compatibility charts in the technical guide section for MCI-A and other cables. To install, tighten screw between convolutions in cable. Patented Whipper-Snap design.

 File No. E20534

 File No. LR39354: 845ASP

## Zinc Die Cast

Catalog Number	K.O. Size	Flex Trade Size	AC/MC Cable Range		Unit Qty.	Std. Pkg.
			Min.	Max.		
845SP	1/2"	3/8"	14/2 (.43")	10/3 (.61")	100	1000

*Quick Install*

## Zinc Die Cast / Insulated Throat - 105°C

Catalog Number	K.O. Size	Flex Trade Size	ACG90 Cable Range		AC/MC Cable Range		Unit Qty.	Std. Pkg.
			Min.	Max.	Min.	Max.		
845ASP	1/2"	3/8"	14/2 (.43")	10/3 (.61")	14/2 (.43")	10/3 (.61")	100	1000

*Quick Install*

# Armored/Metal Clad Cable Fittings

## Single Screw, Strap Type Connectors

Single screw, hinged strap type connector used to connect AC/MC cable to box or enclosure. CSA Listed for ACG90. Refer to the cable connector compatibility charts in the technical guide section for MCI-A and other cables. Patented.



545-DC2

 File No. E20534  File No. LR39354

### Zinc Die Cast

Catalog Number	K.O. Size	ACG90 Cable Range		AC/MC Cable Range		Unit Qty.	Std. Pkg.
		Min.	Max.	Min.	Max.		
545-DC2	1/2"	14/2 (.44")	10/3 (.61")	14/2 (.44")	10/3 (.61")	100	1000

## Single Screw, Strap Type Connectors With Tri-Drive Screw



560-DC2



560-DC12

Used to connect AC/MC cable to box or enclosure. Also CSA Listed for ACG90.

The 560-DC2 and 560-DC12 are also listed for flexible metal conduit. Refer to the cable connector compatibility charts in the technical guide section for MCI-A and other cables.

 File No. E20534  File No. LR39354

### Zinc Die Cast

Catalog Number	K.O. Size	Flex Trade Size	ACG90 Cable Range		AC/MC Cable Range		Unit Qty.	Std. Pkg.
			Min.	Max.	Min.	Max.		
560-DC2	1/2"	3/8"	14/2 (.44")	10/3 (.61")	12/2 (.44")	10/4 (.61")	50	500
561-DC2	3/4"	---	10/3 (.61")	8/3 (.87")	10/4 (.61")	8/3 (.87")	50	500


### Zinc Die Cast / Insulated Throat - 105°C

Catalog Number	K.O. Size	Flex Trade Size	ACG90 Cable Range		AC/MC Cable Range		Unit Qty.	Std. Pkg.
			Min.	Max.	Min.	Max.		
560-DC12	1/2"	3/8"	14/2 (.44")	10/3 (.61")	12/2 (.44")	10/4 (.61")	50	500
561-DC12	3/4"	---	10/3 (.61")	8/3 (.87")	10/4 (.61")	8/3 (.87")	50	500




# Armored/Metal Clad Cable Fittings

## Double-Snap Snap-In Connector




Simply snap cable into connector and then snap connector into box. No tools required! Refer to the technical guide section for MCI-A and other cables.

 File No. E20534


## Zinc Die Cast / Insulated Throat – 105°C

Catalog Number	K.O. Size	Flex	AC/MC		Unit Qty.	Std. Pkg.
		Trade Size	Min.	Max.		
38ADS	1/2"	3/8"	14/2 (.40")	10/3 (.63")	50	500

## Double-Snap Snap-In Connector for Old Work



Pull cable into box, snap cable into connector and snap connector into box. No tools required! Refer to the technical guide section for MCI-A and other cables

 File No. E20534

## Zinc Die Cast / Insulated Throat – 105°C


Catalog Number	K.O. Size	Flex	AC/MC		Unit Qty.	Std. Pkg.
		Trade Size	Min.	Max.		
38ACDS	1/2"	3/8"	14/2 (.40")	10/3 (.63")	50	500

# Armored/Metal Clad Cable Fittings

## “U” Shaped Strap Connectors




Used to connect AC/MC cable or flexible metal conduit to box or enclosure. Refer to the cable connector compatibility charts in the technical guide section for MCI-A and other cables.

 File No. E20534


### Steel

Catalog Number	K.O. Size	Flex Trade Size	AC/MC Cable Range		Unit Qty.	Std. Pkg.
			Min.	Max.		
570-S	1/2"	3/8"	14/2 (.44")	10/2 (.66")	50	500

## Whipper-Snap® Single Screw Strap Type Connectors



Used to connect AC/MC cable or flexible metal conduit to box or enclosure. Refer to the cable connector compatibility charts in the technical guide section for MCI-A and other cables. Patented Whipper-Snap design.

 File No. E20534

### Zinc Die Cast

Catalog Number	K.O. Size	Flex Trade Size	AC/MC Cable Range		Unit Qty.	Std. Pkg.
			Min.	Max.		
560SP	1/2"	3/8"	14/2 (.43")	10/3 (.61")	50	500

 Quick Install

### Zinc Die Cast / Insulated Throat - 105°C

Catalog Number	K.O. Size	Flex Trade Size	AC/MC Cable Range		Unit Qty.	Std. Pkg.
			Min.	Max.		
560ASP	1/2"	3/8"	14/2 (.43")	10/3 (.61")	50	500


 Quick Install

# Armored/Metal Clad Cable Fittings

## Whipper-Snap® Single Screw Strap Type Connector for MCI-A Cable



Refer to the cable connector compatibility charts in the technical guide section for MCI-A and other cables.  
Patented Whipper-Snap design.

 File No. E20534

### Zinc Die Cast / Insulated Throat - 105°C

Catalog Number	K.O. Size	MC Cable Range		Unit Qty.	Std. Pkg.
		Min.	Max.		
560MCIA	1/2"	14/2 (.38")	10/3 (.55")	50	500

## Multi-Purpose Connector Two Screw, Strap Type



Used to connect nonmetallic sheath cable (NM-B), AC/MC cable or flexible metal conduit to 1/4" knockout. Will fit 1/4" knockouts with flats, such as used in lighting applications.

 Recognized UL File No. E9391

### Zinc Die Cast

Catalog Number	K.O. Size	Flex Trade Size	Nonmetallic Cable Range		AC/MC Cable Range		Unit Qty.	Std. Pkg.
			Min.	Max.	Min.	Max.		
563-DC2	1/4"	3/8"	14/2	12/2	14/2	12/2	50	500

# Armored/Metal Clad Cable Fittings

## Combination Couplings



280-DCX



280SP

Couplings used to join EMT to flexible metal conduit and AC/MC cable. The patented 280-DCX has a steel strap. The 280SP is patented Mighty-Merge® design and has set screw end for EMT and snap-in end for flexible metal conduit. Refer to the cable connector compatibility charts in the technical guide section for MCI-A and other cables.

cUL<sub>us</sub> File No. E9391

## Zinc Die Cast



Catalog Number	EMT	Flex	Nonmetallic Cable Range*		AC/MC Cable Range		Unit Qty.	Std. Pkg.
	Trade Size	Trade Size	Min.	Max.	Min.	Max.		
280-DCX	1/2"	3/8"	14/2	14/2	14/2 (.43")	10/3 (.61")	25	100
280SP	1/2"	3/8"	---	---	14/2 (.43")	10/3 (.61")	25	100



\*See nonmetallic cable section.

## Mighty-Merge® Combination Couplings



4057-DC



4058-DC

Couplings used to join EMT to flexible metal conduit and AC/MC cable. Refer to the cable connector compatibility charts in the technical guide section for MCI-A and other cables. Patented.

cETL<sub>us</sub> Listed

## Zinc Die Cast



Catalog Number	EMT Trade Size	Flex Trade Size	AC/MC Cable Range		Unit Qty.	Std. Pkg.
			Min.	Max.		
4057-DC	3/4"	3/8"	14/2 (.43")	10/3 (.61")	25	100
4058-DC	3/4"	1/2"	10/4 (.43")	6/4 (.61")	25	100

# Armored/Metal Clad Cable Fittings

## Mighty-Merge® Combination Couplings



Coupling used to join duplex AC/MC cable or flexible metal conduit to 3/4" EMT. Set screw type transitional fitting ideal for commercial and institutional facilities. A labor savings, compared to the traditional junction box installation. Simply remove the armor and expose the length of conductors to reach the device box or enclosure. Insert FMC or AC/MC until visible in inspection holes. Refer to the cable connector compatibility charts in the technical guide section for MCI-A and other cables. Patented.

c  us File No. E20534

## Zinc Die Cast

Catalog Number	EMT Trade Size	Flex Trade Size	AC/MC Cable Range		Unit Qty.	Std. Pkg.
			Min.	Max.		
4157-DC	3/4"	3/8"	14/2 (.43")	10/3 (.61")	25	100

## Two Screw, Strap Type Connector



565-DC2



566-DC2

The 565-DC2 is for connecting MC cable to box or enclosure. The 566-DC2 is for connecting AC/MC cable. Both are CSA Listed for ACG90. Refer to the cable connector compatibility charts in the technical guide section for MCI-A and other cables.

 File No. E20534  File No. LR39354

## Zinc Die Cast


Catalog Number	K.O. Size	ACG90 Cable Range		Cable Range		Unit Qty.	Std. Pkg.
		Min.	Max.	Min.	Max.		
565-DC2	1/2"	14/2 (.43")	10/3 (.53")	14/2 (.38")	10/3 (.53")	100	1000
566-DC2	1/2"	14/2 (.43")	10/3 (.53")	12/2 (.44")	10/3 (.53")	100	1000


# Armored/Metal Clad Cable Fittings

## Low Profile "U" Shaped Strap Connectors



Used to connect AC/MC cable to box or enclosure. The 570-DC2 and 570-DCI2 are CSA Listed for ACG90. Refer to the cable connector compatibility charts in the technical guide section for MCI-A and other cables.

 File No. E20534

 File No. LR39354: 570-DC2 and 570-DCI2

## Zinc Die Cast

Catalog Number	K.O. Size	ACG90		AC/MC		Unit Qty.	Std. Pkg.
		Cable Range Min.	Cable Range Max.	Cable Range Min.	Cable Range Max.		
570-DC2	1/2"	14/2 (.42")	10/3 (.61")	14/2 (.42")	10/3 (.61")	50	500
570-DCR2	1/2"	---	---	14/2 (.43")	10/3 (.61")	50	500

## Zinc Die Cast / Insulated Throat - 105°C

Catalog Number	K.O. Size	ACG90		AC/MC		Unit Qty.	Std. Pkg.
		Cable Range Min.	Cable Range Max.	Cable Range Min.	Cable Range Max.		
570-DCI2	1/2"	14/2 (.42")	10/3 (.61")	14/2 (.42")	10/3 (.61")	50	500

## Whipper-Snap® Snap-In "U" Shaped Strap Connector for MCI-A Cable



For connecting AC/MC cable to box or enclosure. Refer to the cable connector compatibility charts in the technical guide section for MCI-A and other cables. Connector simply snaps into the box. Patented Whipper-Snap design.

<sub>us</sub> File No. E20534

## Zinc Die Cast / Insulated Throat - 105°C

Catalog Number	K.O. Size	AC/MC		Unit Qty.	Std. Pkg.
		Cable Range Min.	Cable Range Max.		
SG38MCIA	1/2"	14/2 (.38")	10/3 (.56")	50	500



# Armored/Metal Clad Cable Fittings

## Whipper-Snap® Snap-In “U” Shaped Strap Connectors



SG38SP



SG38ASP

The SG38SP and SG38ASP are for connecting AC/MC cable or flexible metal conduit to box or enclosure. Connector simply snaps into the box. The SG38ASP is CSA Listed for ACG90. Refer to the cable connector compatibility charts in the technical guide section for MCI-A and other cables. Patented Whipper-Snap design.

File No. E20534    File No. 39354: SG38ASP

### Zinc Die Cast

Catalog Number	K.O. Size	Flex Trade Size	AC/MC Cable Range		Unit Qty.	Std. Pkg.
			Min.	Max.		
SG38SP	1/2"	3/8"	14/4 (.43")	10/3 (.61")	50	500



### Zinc Die Cast / Insulated Throat - 105°C

Catalog Number	K.O. Size	Flex Trade Size	ACG90 Cable Range		AC/MC Cable Range		Unit Qty.	Std. Pkg.
			Min.	Max.	Min.	Max.		
SG38ASP	1/2"	3/8"	14/2 (.43")	10/3 (.61")	14/4 (.43")	10/3 (.61")	50	500



## HCF Cable Color-Coded Connectors



Suitable for use with AC/MC cable and Health Care Facility (HCF) cable. Refer to the cable connector compatibility charts in the technical guide section for MCI-A and other cables. Patented.

File No. E20534

### Zinc Die Cast / Insulated Throat - 105°C


Catalog Number	Color	K.O. Size	AC/MC Cable Range		Unit Qty.	Std. Pkg.
			Min.	Max.		
570-GI	Green	1/2"	14/2 (.42")	10/3 (.61")	50	500

# Armored/Metal Clad Cable Fittings

## Fire Alarm Cable Color-Coded Connectors



Suitable for use with AC/MC and Fire Alarm MC Cable. Patented.

 File No. E20534

## Zinc Die Cast / Insulated Throat - 105°C

Catalog Number	K.O. Color	K.O. Size	Fire Alarm Cable Range		AC/MC Cable Range		Unit Qty.	Std. Pkg.
			Min.	Max.	Min.	Max.		
570-RI	Red	1/2"	18/2 (.38")	12/4 (.61")	14/2 (.42")	10/3 (.61")	50	500
			Solid TFN or THHN					
			18/2 (.41")	14/2 (.61")				
			Solid Twisted Pair					

## E-Z Lock® Connectors - Steel



AMC-50



AMC-5075



AMC-52

Used to connect AC/MC cable or flexible metal conduit to box or enclosure. Use slotted, Phillips or Robertson head screwdriver. Refer to the cable connector compatibility charts in the technical guide section for MCI-A and other cables. Use with anti-short bushing.

 File No. E20534

## Steel / Insulated Throat - 105°C

Catalog Number	Trade Size	K.O. Size	AC/MC Cable Range		Throat Opening	Unit Qty.	Std. Pkg.
			Min.	Max.			
AMC-50	3/8"	1/2"	14/2 (.40")	10/3 (.62")	.375"	50	500
AMC-5075	1/2"	1/2"	10/4 (.62")	6/4 (.92")	.565"	25	250
AMC-52	3/8"	1/2"	14/2 (.43")	10/3 (.62")	.560"	25	250
AMC-75	3/4"	3/4"	10/3 (.566")	6/3 (.81")	.560"	25	100

 Quick Install




# Armored/Metal Clad Cable Fittings

## Single Screw Strap Connectors



The BL-17 is used to connect ACG90 cable and flexible metal conduit to box or enclosure. Refer to the cable connector compatibility charts in the technical guide section for MCI-A and other cables.

 File No. E9391, E20534

## Zinc Die Cast

Catalog Number	K.O. Size	Flex Trade Size	ACG90 Cable Range		Unit Qty.	Std. Pkg.
			Min.	Max.		
BL-17	1/2"	1/2"	8/3	8/3	50	200
BL-18	3/4"	3/4"	6/3	6/3	25	100
BL-19	1"	1"	3/3	3/3	10	100

## Zinc Die Cast / Insulated Throat - 105°C

Catalog Number	K.O. Size	Flex Trade Size	ACG90 Cable Range		Unit Qty.	Std. Pkg.
			Min.	Max.		
BL-17I	1/2"	1/2"	8/3	8/3	50	200
BL-18I	3/4"	3/4"	6/3	6/3	25	100
BL-19I	1"	1"	3/3	3/3	10	100

## Single Screw Strap Connector for MCI-A Cable



For connecting AC/MC cable to box or enclosure. Refer to the cable connector compatibility charts in the technical guide section for MCI-A and other cables.

 File No. E20534

## Zinc Die Cast / Insulated Throat - 105°C

Catalog Number	K.O. Size	AC/MC Cable Range		Unit Qty.	Std. Pkg.
		Min.	Max.		
560-MCIA2	1/2"	14/2 (.38")	10/3 (.61")	50	500

# Armored/Metal Clad Cable Fittings

## “U” Shaped Strap Connectors




571-DC2



571-S

Used to connect AC/MC cable and flexible metal conduit to box or enclosure. Refer to the cable connector compatibility charts in the technical guide section.

 File No. E20534

### Zinc Die Cast

Catalog Number	K.O. Size	Flex Trade Size	AC/MC Cable Range		Unit Qty.	Std. Pkg.
			Min.	Max.		
571-DC2	1/2"	1/2"	8/3 (.70")	6/3 (.85")	50	200
572-DC2	3/4"	3/4"	4/3 (.94")	3/4 (1.04")	25	100
573-DC2	1"	1"	2/3 (1.18")	3-2/0 (1.35")	10	100

### Zinc Die Cast / Insulated Throat - 105°C

Catalog Number	K.O. Size	Flex Trade Size	AC/MC Cable Range		Unit Qty.	Std. Pkg.
			Min.	Max.		
571-DCI2	1/2"	1/2"	8/3 (.70")	6/3 (.85")	50	200
572-DCI2	3/4"	3/4"	4/3 (.94")	3/4 (1.04")	25	100
573-DCI2	1"	1"	2/3 (1.18")	3-2/0 (1.35")	10	100

### Steel

Catalog Number	K.O. Size	Flex Trade Size	AC/MC Cable Range		Unit Qty.	Std. Pkg.
			Min.	Max.		
571-S	1/2"	1/2"	8/3 (.70")	6/3 (.85")	50	200
572-S	3/4"	3/4"	4/3 (.94")	4/3 (1.04")	25	100
573-S	1"	1"	2/3 (1.18")	3-2/0 (1.35")	10	100

### Steel / Insulated Throat - 105°C

Catalog Number	K.O. Size	Flex Trade Size	AC/MC Cable Range		Unit Qty.	Std. Pkg.
			Min.	Max.		
571-SI	1/2"	1/2"	8/3 (.70")	6/3 (.85")	50	200
572-SI	3/4"	3/4"	4/3 (.94")	4/3 (1.04")	25	100
573-SI	1"	1"	2/3 (1.18")	3-2/0 (1.35")	10	100

# Armored/Metal Clad Cable Fittings

## Snap Type Connectors



590-DC2



590-DCI2



590-DC2  
(Back View)

For connecting AC/MC cable or flexible metal conduit to box or enclosure. Refer to the cable connector compatibility charts in the technical guide section for MCI-A and other cables. Push cable or conduit into the connector and install in 1/2" knockout. Internal spring steel locking ring tabs securely clamp the cable in place and ensure bonding. Ring tabs are shaped to accept cable without damage to wire insulation. Patented.

 us File No. E20534

### Zinc Die Cast

Catalog Number	K.O. Size	Flex Trade Size	AC/MC Cable Range		Unit Qty.	Std. Pkg.
			Min.	Max.		
590-DC2	1/2"	3/8"	14/2 (.43")	10/3 (.61")	50	500



### Zinc Die Cast / Insulated Throat - 105°C

Catalog Number	K.O. Size	Flex Trade Size	AC/MC Cable Range		Unit Qty.	Std. Pkg.
			Min.	Max.		
590-DCI2	1/2"	3/8"	14/2 (.43")	10/3 (.61")	50	500



# Armored/Metal Clad Cable Fittings

## Mighty-Seal® PVC Jacketed MC and TECK Cable Connectors



CONCRETE-TIGHT RAIN-TIGHT

For connecting PVC jacketed MC cable (parking deck/lot cable) or TECK cable to box or enclosure. Simply strip 7/8" to 1" of jacket from end of cable, loosen nut, and push cable into connector until cable reaches end stop. Tighten nut for raintight connection. Knockout gasket provides positive seal at 1/2" K.O. NPT tapered threads permits installation in threaded boxes. The 595-DC2C, 596-DC2C and 895-DC2C have a polyolefin coating and are listed for direct burial. Concrete-tight. Patented.

cUL<sup>us</sup> File No. E20534 (except 595-DC2C, 596-DC2C and 895-DC2C)

ETL<sup>us</sup> Listed: 595-DC2C, 596-DC2C and 895-DC2C

## Zinc Die Cast

Catalog Number	K.O. Size	TECK Cable Range		MC Cable Range		Unit Qty.	Std. Pkg.
		Min.	Max.	Min.	Max.		
595-DC2	1/2"	14/2 (.61")	12/2 (.72")	12/2 (.50")	10/3 (.61")	15	60
596-DC2	1/2"	14/3 (.685")	10/3 (.80")	10/4 (.61")	8/3 (.69")	15	60
895-DC2*	1/2"	14/2 (.61")	12/2 (.72")	12/2 (.50")	10/3 (.61")	10	40

## Zinc Die Cast / Insulated Throat - 105°C

Catalog Number	K.O. Size	TECK Cable Range		MC Cable Range		Unit Qty.	Std. Pkg.
		Min.	Max.	Min.	Max.		
595-DC12	1/2"	14/2 (.61")	12/2 (.72")	12/2 (.50")	10/3 (.61")	15	60
596-DC12	1/2"	14/3 (.685")	10/3 (.80")	10/4 (.61")	8/3 (.69")	15	60
895-DC12*	1/2"	14/2 (.61")	12/2 (.72")	12/2 (.50")	10/3 (.61")	10	40

## Zinc Die Cast / Polyolefin Coating

Catalog Number	K.O. Size	TECK Cable Range		MC Cable Range		Unit Qty.	Std. Pkg.
		Min.	Max.	Min.	Max.		
595-DC2C	1/2"	14/2 (.61")	12/2 (.72")	12/2 (.50")	10/3 (.61")	10	40
596-DC2C	1/2"	14/3 (.685")	10/3 (.80")	10/4 (.61")	8/3 (.69")	15	60
895-DC2C*	1/2"	14/2 (.61")	12/2 (.72")	12/2 (.50")	10/3 (.61")	10	40

\* 90° version

# Armored/Metal Clad Cable Fittings

## Duplex Connectors





601-DC2, 621-DC2



691-DC2

For connecting AC/MC cable and flexible metal cable to box or enclosure. The 601-DC2 is CSA Listed for ACG90. Refer to the cable connector compatibility charts in the technical guide section for MCI-A and other cables.

 File No. E20534

 File No. LR39354

## Zinc Die Cast

Catalog Number	Flex		ACG90		AC/MC		Unit Std.	
	K.O. Size	Trade Size	Min.	Max.	Min.	Max.	Qty.	Pkg.
601-DC2	1/2"	3/8"	14/2 (.375")	10/3 (.625")	14/3 (.375")	10/3 (.625")	20	200
621-DC2	3/4"	3/8"	---	---	14/4 (.44")	8/3 (.70")	25	100
691-DC2	1/2"	3/8"	---	---	14/2 (.42")	10/3 (.61")	20	200

# Armored/Metal Clad Cable Fittings

## Whipper-Snap® Duplex Connectors



3838SP



846SP



3838ASP

The 846SP is a strap type fitting with external spring steel locking tabs that allow the connector to simply snap into the electrical box.

The 3838ASP and 3838SP are double-snap type connectors. Simply snap cables into connector and snap assembly into electrical box. No tools required! Refer to the cable connector compatibility charts in the technical guide section for MCI-A and other cables. Integral internal spring steel locking tabs fasten cable or conduit. External spring steel locking tabs secures connector to electrical box. Suitable for maintaining grounding continuity when installed in accordance with the NEC. Patented Whipper-Snap design.

c  us File No. E20534

## Zinc Die Cast

Catalog Number	K.O. Size	Flex Trade Size	AC/MC Cable Range		Unit Qty.	Std. Pkg.
			Min.	Max.		
3838SP	1/2"	3/8"	14/2 (.38")	10/2 (.59")	20	200
846SP	1/2"	3/8"	14/2 (.38")	10/4 (.625")	20	200

 Quick Install

## Zinc Die Cast / Insulated Throat - 105°C

Catalog Number	K.O. Size	Flex Trade Size	AC/MC Cable Range		Unit Qty.	Std. Pkg.
			Min.	Max.		
3838ASP	1/2"	3/8"	14/2 (.38")	10/2 (.59")	20	200

 Quick Install

# Armored/Metal Clad Cable Fittings

## Whipper-Snap® Snap-In “U” Shaped Strap Duplex Connectors



For connecting AC/MC cable or flexible metal conduit to box or enclosure. Connectors simply snap into the electrical box. Refer to the cable connector compatibility charts in the technical guide section for MCI-A and other cables. Suitable for maintaining grounding continuity when installed in accordance with the NEC. Patented Whipper-Snap design.

 File No. E20534

### Zinc Die Cast / Insulated Throat - 105°C


Catalog Number	K.O. Size	Flex Trade Size	AC/MC Cable Range		Unit Qty.	Std. Pkg.
			Min.	Max.		
SG3838ASP	1/2"	3/8"	14/2 (.42")	10/3 (.61")	20	200



## Two Screw Strap Type Connectors



Used to connect AC/MC cable or flexible metal conduit to box or enclosure. Refer to the cable connector compatibility charts in the technical guide section for MCI-A and other cables.

 File No. E20534

### Zinc Die Cast

Catalog Number	K.O. Size	Flex Trade Size	AC/MC Cable Range		Unit Qty.	Std. Pkg.
			Min.	Max.		
653-DC2	1/2"	1/2"	8/2 (.675")	6/4 (.90")*	25	100
655-DC2	3/4"	3/4"	6/3 (.85")	4/3 (1.10")	20	100
657-DC2	1"	1"	4/3 (1.03")	1/3 (1.31")	5	25

\*AC only

# Armored/Metal Clad Cable Fittings

## Two Screw Strap Type Connectors



683-DC2



683-DCI2



683-DCX2

Used to connect MC cable to box or enclosure.

Ⓛ File No. E20534: 682-DC2

Ⓛ File No. E202876: 683-DC2 thru 686-DC2; 683-DCI2 thru 689-DCI2 and 683-DCX2 thru 689-DCX2

Ⓛ File No. E191676: 687-DC2 thru 689-DC2

## Zinc Die Cast (Round Opening)

Catalog Number	K.O. Size	MC Cable Range		Unit Qty.	Std. Pkg.
		Min.	Max.		
682-DC2	3/4"	10/3 (.530")	6/4 (.865")*	10	100
683-DC2	1"	6/4 (.875")	4/3 (1.040")	10	100
684-DC2	1 1/4"	4/4 (1.100")	3/4 (1.250")	10	100
685-DC2	1 1/2"	2/4 (1.250")	3-2/0 (1.500")	5	25
686-DC2	2"	4-4/0 (1.750")	4-250 MCM (2.000")	2	10
687-DC2	2 1/2"	4-300 MCM (2.000")	4-500 MCM (2.500")	1	5
688-DC2	3"	4-500 MCM (2.375")	4-750 MCM (3.000")	1	5
689-DC2	3 1/2"	4-600 MCM (2.750")	4-750 MCM (3.500")	1	5

\*AC/MC

## Zinc Die Cast (Round Opening) / Insulated Throat - 105°C

Catalog Number	K.O. Size	MC Cable Range		Unit Qty.	Std. Pkg.
		Min.	Max.		
683-DCI2	1"	6/4 (.750")	4/3 (1.040")	10	100
684-DCI2	1 1/4"	4/4 (1.100")	3/4 (1.250")	10	100
685-DCI2	1 1/2"	2/4 (1.250")	3-2/0 (1.500")	5	25
686-DCI2	2"	4-4/0 (1.750")	4-250 MCM (2.000")	2	10
687-DCI2	2 1/2"	4-300 MCM (2.000")	4-500 MCM (2.500")	1	5
688-DCI2	3"	4-500 MCM (2.375")	4-750 MCM (3.000")	1	5
689-DCI2	3 1/2"	4-600 MCM (2.750")	4-750 MCM (3.500")	1	5

## Zinc Die Cast (Rectangular Opening)

Catalog Number	K.O. Size	MC Cable Range		Unit Qty.	Std. Pkg.
		Min.	Max.		
683-DCX2	1"	6/4 (.875")	4/3 (1.040")	10	100
684-DCX2	1 1/4"	4/4 (1.100")	3/4 (1.250")	10	100
685-DCX2	1 1/2"	2/4 (1.250")	3-2/0 (1.500")	5	25
686-DCX2	2"	4-4/0 (1.500")	4-250 MCM (1.850")	2	10
687-DCX2	2 1/2"	4-300 MCM (2.000")	4-500 MCM (2.500")	1	5
688-DCX2	3"	4-500 MCM (2.375")	4-750 MCM (3.000")	1	5
689-DCX2	3 1/2"	4-600 MCM (2.750")	4-750 MCM (3.500")	1	5



# Armored/Metal Clad Cable Fittings

## Four Screw Strap Type Connectors



Used to connect AC/MC cable to box or enclosure.

 File No. E202876

### Malleable Iron (Rectangular Opening)


Catalog Number	K.O. Size	AC/MC Cable Range		Unit Qty.	Std. Pkg.
		Min.	Max.		
683-XM	1"	6/4 (.84")	4/4 (1.10")	10	100
684-XM	1 1/4"	4/4 (1.05")	4-1/0 (1.34")	10	100
685-XM	1 1/2"	3-1/0 (1.34")	4-2/0 (1.52")	5	25
686-XM	2"	4-3/0 (1.52")	3-350 MCM (1.95")	2	10
687-XM	2 1/2"	3-350 MCM (1.95")	4-500 MCM (2.50")*	1	5
688-XM	3"	4-500 MCM (2.47")	4-750 MCM (2.86")*	1	5
689-XM	3 1/2"	4-500 MCM (2.65")	4-900 MCM (3.20")*	1	5

\*MC only

## 90° Duplex Connector



90° fitting with steel cover used to connect AC cable or flexible metal conduit to box or enclosure.

 File No. E20534

### Zinc Die Cast

Catalog Number	K.O. Size	Flex Trade Size	AC Cable Range		Unit Qty.	Std. Pkg.
			Min.	Max.		
830-DC2	1/2"	3/8"	12/2 (.44")	10/3 (.61")	25	100

# Armored/Metal Clad Cable Fittings

## Whipper-Snap® 90° Duplex Connectors



90° fitting with steel cover used to connect AC/MC or flexible metal conduit to box or enclosure. Simply snap connector into electrical box! External spring steel locking tabs secures connector. Refer to the cable connector compatibility charts in the technical guide section for MCI-A and other cables. Patented Whipper-Snap design.

c  File No. E20534

## Zinc Die Cast


Catalog Number	K.O. Size	Flex Trade Size	AC/MC Cable Range		Unit Qty.	Std. Pkg.
			Min.	Max.		
84690SP	1/2"	3/8"	14/4 (.44")	10/3 (.61")	25	100


 Quick Install

## Whipper-Snap® Snap-In Two Screw Strap Type Connector



For connecting AC/MC cable or flexible metal conduit to box or enclosure. CSA Listed for ACG90. Refer to the cable connector compatibility charts in the technical guide section for MCI-A and other cables. Patented Whipper-Snap design.

 File No. E20534

 File No. LR39354

## Zinc Die Cast

Catalog Number	K.O. Size	Flex Trade Size	ACG90 Cable Range		AC/MC Cable Range		Unit Qty.	Std. Pkg.
			Min.	Max.	Min.	Max.		
840SP	1/2"	3/8"	14/2 (.44")	10/3 (.61")	14/4 (.44")	10/3 (.61")	100	1000

 Quick Install

# Armored/Metal Clad Cable Fittings

## Whipper-Snap® Two Screw Strap Type Connector



For connecting AC/MC cable to box or enclosure. Connector simply snaps into the box. CSA Listed for ACG90. Refer to the cable connector compatibility charts in the technical guide section for MCI-A and other cables. Patented Whipper-Snap design.

cULus File No. E20534

SP File No. LR39354

### Zinc Die Cast

Catalog Number	K.O. Size	ACG90 Cable Range		AC/MC Cable Range		Unit Qty.	Std. Pkg.
		Min.	Max.	Min.	Max.		
8400SP	1/2"	14/2 (.38")	10/3 (.61")	14/2 (.38")	10/3 (.61")	100	1000



## Whipper-Snap® Two Screw Strap Type Connector for MCI-A Cable



For connecting AC/MC cable to box or enclosure. CSA Listed for ACG90. Refer to the cable connector compatibility charts in the technical guide section for MCI-A and other cables. Connector simply snaps into the box. Patented Whipper-Snap design.

cULus File No. E20534

SP File No. LR39354

### Zinc Die Cast / Insulated Throat - 105°C

Catalog Number	K.O. Size	ACG90 Cable Range		AC/MC Cable Range		Unit Qty.	Std. Pkg.
		Min.	Max.	Min.	Max.		
8400ASP	1/2"	14/2 (.38")	10/3 (.525")	14/2 (.38")	10/3 (.525")	100	1000




# Armored/Metal Clad Cable Fittings

## 90° Connectors



90° fitting with cover for connecting MC cable to box or enclosure. Refer to the cable connector compatibility charts in the technical guide section for MCI-A and other cables.

 File No. E9391: 801-DC2 and 801-DCI2

 File No. E20534: 804-, 806-, 807-, 808-DC2 & DCI2

 File No. LR39354

## Zinc Die Cast

Catalog Number	K.O. Size	Flex Trade Size	Metal Clad Cable Range		Unit Qty.	Std. Pkg.
			Min.	Max.		
801-DC2	1/2"	3/8"	14/4 (.450")	10/4 (.625")	25	250
804-DC2	1/2"	1/2"	.750"	.875"	25	100
806-DC2	3/4"	3/4"	.875"	1.000"	10	50
807-DC2	1"	1"	1.187"	1.312"	---	25
808-DC2	1 1/4"	1 1/4"	1.500"	1.625"	---	25

## Zinc Die Cast / Insulated Throat - 105°C

Catalog Number	K.O. Size	Flex Trade Size	Metal Clad Cable Range		Unit Qty.	Std. Pkg.
			Min.	Max.		
801-DCI2	1/2"	3/8"	14/4 (.450")	10/4 (.625")	25	250
804-DCI2	1/2"	1/2"	.750"	.875"	25	100
806-DCI2	3/4"	3/4"	.875"	1.000"	10	50
807-DCI2	1"	1"	1.187"	1.312"	---	25
808-DCI2	1 1/4"	1 1/4"	1.500"	1.625"	---	25

# Armored/Metal Clad Cable Fittings

## Single Screw 90° Connectors - Locknut and Whipper-Snap® Designs



802-DC2

802SP

90° fitting with cover used for connecting AC/MC cable or flexible metal conduit to box or enclosure. Single screw design saves time and money. Connectors with patented Whipper-Snap design snap into electrical box! Concrete-tight when taped. Refer to the cable connector compatibility charts in the technical guide section for MCI-A and other cables.

cULus File No. E9391: All except 802-MCIA2

cULus File No. E202876: 802-MCIA2

### Zinc Die Cast

Catalog Number	K.O. Size	Flex Trade Size	AC/MC Cable Range		Unit Qty.	Std. Pkg.
			Min.	Max.		
802-DC2	1/2"	3/8"	12/2 (.48")	10/3 (.58")	25	250
802-MCIA2	1/2"	---	14/4 (.42")	10/3 (.55")	25	250

Quick Install

### Zinc Die Cast / Insulated Throat - 105°C

Catalog Number	K.O. Size	Flex Trade Size	AC/MC Cable Range		Unit Qty.	Std. Pkg.
			Min.	Max.		
802-DCI2	1/2"	3/8"	12/2 (.48")	10/3 (.58")	25	250

Quick Install

### Whipper-Snap® Zinc Die Cast / Insulated Throat - 105°C

Catalog Number	K.O. Size	Flex Trade Size	AC/MC Cable Range		Unit Qty.	Std. Pkg.
			Min.	Max.		
802ASP	1/2"	3/8"	12/2 (.48")	10/3 (.58")	25	250

Quick Install

### Whipper-Snap® Zinc Die Cast

Catalog Number	K.O. Size	Flex Trade Size	AC/MC Cable Range		Unit Qty.	Std. Pkg.
			Min.	Max.		
802SP	1/2"	3/8"	12/2 (.48")	10/3 (.58")	25	250
802MCIA	1/2"	---	14/4 (.42")	10/3 (.55")	25	250

Quick Install

# Armored/Metal Clad Cable Fittings

## Whipper-Snap® 90° Connector Double-Screw Design



Used for connecting AC/MC cable or flexible metal conduit to box or enclosure. Simply snap connector into electrical box. External spring steel locking tabs secures connector to electrical box. Patented Whipper-Snap design.

cULus File No. E20534

## Zinc Die Cast

Catalog Number	K.O. Size	Flex Trade Size	AC/MC Cable Range		Unit Qty.	Std. Pkg.
			Min.	Max.		
850SP	1/2"	3/8"	12/2 (.55")	10/3 (.61")	25	250

Quick Install

## One Hole Straps



Snap-on type strap used to support AC/MC cable or flexible metal conduit.

cULus File No. E161206

## Steel

Catalog Number	Flex Trade Size	AC/MC Cable Range		Unit Qty.	Std. Qty.
		Min.	Max.		
890-MC	---	14/2 (.475")	12/2 (.525")	100	1000
891-MC	---	14/3 (.540")	12/3 (.590")	100	1000
900-F	3/8"	12/4 (.560")	10/3 (.610")	100	1000

# Armored/Metal Clad Cable Fittings

## Mighty-Hold® Universal Clamp Straps



UCS-5075



UCS-75100

One piece clamp back and strap secures both cable and conduit. The UCS-5075 secures 1/2" and 3/4" EMT, Rigid, IMC, Metallic Liquid Tight, Nonmetallic Liquid Tight, FMC, and Schedule 40 and Schedule 80 PVC conduit, as well as steel and aluminum AC/MC cable.

The UCS-75100 secures 3/4" and 1" EMT, Rigid, IMC, Metallic Liquid Tight, Nonmetallic Liquid Tight, FMC, and Schedule 40 and Schedule 80 PVC conduit, as well as steel and aluminum AC/MC cable. Patent Pending.

c  us File No. E161206

## Zinc Plated Steel

Catalog Number	Trade Size	AC/MC Cable Range		Unit Qty.	Std. Pkg.
		Min.	Max.		
UCS-5075	1/2" - 3/4"	.710"	1.10"	25	100
UCS-75100	3/4" - 1"	.925"	1.32"	25	100

## Mighty-Hold® Universal Straps



For PVC jacketed steel MCI-A cable. Suitable for use in wet locations. Supports multiple sizes. Stainless Steel. Patented.

c  us File No. E161206

## Stainless Steel

Catalog Number	Hole Size	Cable Range		Unit Qty.	Std. Pkg.
		Min.	Max.		
USS-6171	.210"	12/2 (.55")	10/3 (.71")	100	1000

# Armored/Metal Clad Cable Fittings

## Might-Hold® Universal Straps



For AC/MC/MCI-A cable and flexible metal conduit. Supports multiple sizes. Patented.

 File No. E161206


### Steel

Catalog Number	Hole Size	Flex Trade Size	AC/MC Cable Range		Unit Qty.	Std. Pkg.
			Min.	Max.		
US-4461	.210"	3/8"	12/2 (.425")	10/3 (.61")	100	1000

## Anti-Short Bushings "Redheads"



"Redheads" prevent damage to wire insulation when placed between the wire and armored sheath.

 File No. E11259

 File No. LR24719M5


### Polyethylene - 90°C

Catalog Number	Trade Size	Flex Trade Size	Cable Size	Unit Qty.	Std. Pkg.
1000	0	5/16"	14/2, 14/3, 12/2	50	7000
1001	1	3/8"	14/4, 12/3, 6/1, 4/1	50	3500
1002	2	---	12/4, 10/2, 10/3, 2/1	50	7000
1003	3	1/2"	10/4, 8/2, 8/3, 1/1	20	2000
1004	4	3/4"	8/4, 6/2, 6/3, 4/2, 4/3, 6/4	20	1600
1005	5	1"	---	25	100
1006	6	1 1/4"	---	10	40
1007	7	1 1/2"	---	10	40
1008	8	2" - 2 1/2"	---	10	40



# Armored/Metal Clad Cable Fittings

## AC/MC Cable Bracket




Positions AC/MC cables. Galvanized steel construction. Convenient slot and hole for attaching to stud with nails or screws.

cULus File No. E161206

## Steel

Catalog Number	AC/MC Cable Range		Unit Qty.	Std. Pkg.
	Min.	Max.		
895-MC	(4) 14/2	(4) 12/3	50	500

## Cable Supports



NMCB-1



NMCB-3

NMCB-1 positions and supports nonmetallic and AC/MC cables. Also suitable for use with low voltage cabling to 3/8" diameter. Furnished with (2) No. 8 screws for use on wood or steel stud. Complies with NEC Articles 300.4(D) and 320.23(B). Patented.

NMCB-3 is provided with nails for use on wood studs or 3/4" thick furring strips to position and support AC/MC cables. May also be attached to metal studs or enclosures, or concrete block with No. 6 round head screws. Mounts in either horizontal or vertical direction. Low profile design and unique dimpled slots prevent accidental removal of cables. Patented.

cULus File No. E161206

## Polypropylene

Catalog Number	Cable Range		Unit Qty.	Std. Pkg.
	Min.	Max.		
NMCB-1	(6) 14/2	(6) 10/3 NM-B	25	100
	Or			
	(4) 14/2	(4) 12/2 AC/MC		
NMCB-3	(5) 14/2	(5) 10/3 AC/MC	25	100

# Transition Fittings

## Combination Couplings



Compression type end for EMT. Two-screw steel strap end for flexible metal conduit.

### Malleable Iron

Catalog Number	EMT Trade Size	Flex Trade Size	Unit Qty.	Std. Pkg.
280	1/2"	3/8"	25	100
281	1/2"	1/2"	20	100

## Combination Couplings



280SP



280-DC,  
280-DCX



281-DC, 282-DC,  
282-DCX, 283-DC

Set screw type couplings used to join EMT to AC/MC and flexible metal conduit. See below. The patented 280-DCX and 280-DC have steel straps. The 280SP is patented Mighty-Merge® design and has set screw end for EMT and snap-in end for AC/MC cables and flexible metal conduit. Refer to the cable connector compatibility charts in the technical guide section for MCI-A and other cables.

©UL<sup>®</sup> US File No. E9391: 280-DC, 280SP, 281-DC,  
282-DC, 283-DC



## Zinc Die Cast

Catalog Number	EMT Trade Size	Flex Trade Size	Nonmetallic Cable Range*		AC/MC Cable Range		Unit Qty.	Std. Pkg.
			Min.	Max.	Min.	Max.		
280-DC	1/2"	3/8"	14/2	10/3	---	---	25	100
280-DCX	1/2"	3/8"	14/2	14/2	14/2 (.43")	10/3 (.61")	25	100
280SP	1/2"	3/8"	---	---	14/2 (.43")	10/3 (.61")	25	100
281-DC	1/2"	1/2"	---	---	---	---	25	250
282-DC	3/4"	3/4"	---	---	---	---	25	100
282-DCX	3/4"	1/2"	---	---	---	---	25	100
283-DC	1"	1"	---	---	---	---	10	100

\*See nonmetallic cable section.

## Combination Couplings




Zinc



Steel

Set screw type fitting used to join EMT to rigid or IMC. Concrete-tight. Furnished with Tri-Drive slot/Phillips/Robertson head screws.

 Listed: 290-DC thru 292-DC

 File No. E9391: 290-S thru 292-S

### Zinc Die Cast

Catalog Number	EMT Trade Size	Rigid Trade Size	Unit Qty.	Std. Pkg.
290-DC	1/2"	1/2"	50	200
291-DC	3/4"	3/4"	25	100
292-DC	1"	1"	25	100

### Steel

Catalog Number	EMT Trade Size	Rigid Trade Size	Unit Qty.	Std. Pkg.
290-S	1/2"	1/2"	25	100
291-S	3/4"	3/4"	25	100
292-S	1"	1"	10	50

# Transition Fittings

## Mighty-Merge® Raintight Combination Couplings



Couplings used to transition EMT to rigid for a secure raintight/wet location seal. Patented.

 Listed


### Zinc Die Cast

Catalog Number	EMT Trade Size	Rigid Trade Size	Unit Qty.	Std. Pkg.
290-RT	1/2"	1/2"	25	100
291-RT	3/4"	3/4"	25	100
292-RT	1"	1"	10	50

## Combination Couplings



Used to join rigid or IMC to EMT. Coupling internally threaded for rigid / IMC. Compression end for EMT. Concrete-tight.

 File No. E9391: 292-MS


### Zinc Plated Steel

Catalog Number	EMT Trade Size	Rigid Trade Size	Unit Qty.	Std. Pkg.
290-MS	1/2"	1/2"	25	100
291-MS	3/4"	3/4"	25	100
292-MS	1"	1"	10	50

## Combination Couplings



Coupling used to join EMT to flexible metal conduit. Screw-in end for flex. Compression end for EMT.

 File No. E9391

581-DC also UL Listed for use with XRWFMC.

### Zinc Die Cast

Catalog Number	EMT Trade Size	Flex Trade Size	Unit Qty.	Std. Pkg.
581-DC	1/2"	1/2"	50	500
582-DC	3/4"	3/4"	25	250
583-DC	1"	1"	10	100

## Mighty-Merge® Combination Couplings



4057-DC

4058-DC

Couplings used to join EMT to flexible metal conduit and AC/MC cable. Refer to the cable connector compatibility charts in the technical guide section for MCI-A and other cables. Patented.

 Listed

### Zinc Die Cast

Catalog Number	EMT Trade Size	Flex Trade Size	AC/MC Cable Range		Unit Qty.	Std. Pkg.
			Min.	Max.		
4057-DC	3/4"	3/8"	14/2 (.43")	10/3 (.61")	25	100
4058-DC	3/4"	1/2"	10/4 (.43")	6/4 (.61")	25	100

# Transition Fittings

## Mighty-Merge® Combination Couplings



Coupling used to join duplex AC/MC cable or flexible metal conduit to EMT. Set screw type transitional fitting ideal for commercial and institutional facilities. A labor savings, compared to the traditional junction box installation. Simply remove the armor and expose the length of conductors to reach the device box or enclosure. Insert FMC or AC/MC until visible in inspection holes. Refer to the cable connector compatibility charts in the technical guide section for MCI-A and other cables. Patented.

c  us File No. E20534

## Zinc Die Cast

Catalog Number	EMT Trade Size	Flex Trade Size	AC/MC Cable Range		Unit Qty.	Std. Pkg.
			Min.	Max.		
4157-DC	3/4"	3/8"	14/2 (.43")	10/3 (.61")	25	100

## Mighty-Merge® Two-to-One Combination Couplings



Used to join two lengths of EMT conduit into one. The 4256-DC joins two 1/2" EMT to one 3/4" EMT. The 4258-DC joins two 3/4" EMT to one 1" EMT. Patented.

c  us File No. E204001




## Zinc Die Cast


Catalog Number	Trade Size	Unit Qty.	Std. Pkg.
4256-DC	(2) 1/2" to (1) 3/4"	10	40
4258-DC	(2) 3/4" to (1) 1"	10	40

## Combination Couplings



Coupling used to join either metallic or nonmetallic (Type "B") liquid tight to EMT. Concrete-tight. UL Listed "Raintight".

 File No. E24001

 File No. LR39354

### Zinc Die Cast

Catalog Number	EMT Trade Size	LT Trade Size	Unit Qty.	Std. Pkg.
4360-DC	1/2"	1/2"	25	100
4361-DC	3/4"	3/4"	10	50

## Raintight Combination Couplings



Used to join rigid or IMC to metallic liquid tight conduit. Concrete-tight. UL Listed "Raintight".

 File No. E9391

### Steel

Catalog Number	LT Trade Size	Rigid Trade Size	Unit Qty.	Std. Pkg.
4369-LT	3/8"	1/2"	25	125
4370-LT	1/2"	1/2"	20	100
4371-LT	3/4"	3/4"	10	50
4372-LT	1"	1"	5	25
4373-LT	1 1/4"	1 1/4"	4	20
4374-LT	1 1/2"	1 1/2"	3	15
4375-LT	2"	2"	2	10

# Nonmetallic Cable Fittings

## Combination Couplings

Set screw type couplings used to join EMT to nonmetallic cable. Steel strap. Patented.



c  us File No. E9391

### Zinc Die Cast

Catalog Number	Nonmetallic Cable Range		Unit Qty.	Std. Pkg.
	Min.	Max.		
280-DC	(2) 14/2	(2) 14/2	25	100
	(1) 14/2	(1) 10/3		
280-DCX	(1) 14/2	(1) 14/2	25	100

## Single Screw Strap Type Connector With Tri-Drive Screw

For connecting nonmetallic cable to box or enclosure. CSA Listed for ACG890.



c  us File No. E20534  File No. LR39354

### Zinc Die Cast

Catalog Number	K.O. Size	ACG90 Cable Range		Nonmetallic Cable Range		Unit Qty.	Std. Pkg.
		Min.	Max.	Min.	Max.		
560-DC2	1/2"	14/2	10/3	14/2	10/2	50	500

## Multi-Purpose Connector Two Screw, Strap Type

Used to connect nonmetallic sheath cable (NM-B), AC/MC cable or flexible metal conduit to 1/4" knockout. Will fit 1/4" knockouts with flats, such as used in lighting applications.



 Recognized UL File No. E9391

### Zinc Die Cast

Catalog Number	K.O. Size	Flex Trade Size	AC/MC Cable Range		Nonmetallic Cable Range		Unit Qty.	Std. Pkg.
			Min.	Max.	Min.	Max.		
563-DC2	1/4"	3/8"	14/2	12/2	14/2	12/2	50	500




# Nonmetallic Cable Fittings

## Duplex Connector



Strap type fitting used to connect nonmetallic cable, flexible metal conduit and AC/MC cables to box or enclosure. CSA Listed for ACG90. Refer to the cable connector compatibility charts in the technical guide section.

 File No. E20534

 File No. LR39354

## Zinc Die Cast

Catalog Number	K.O. Size	Flex Trade Size	ACG90 and AC/MC Cable Range		Nonmetallic Cable Range		Unit Qty.	Std. Pkg.
			Min.	Max.	Min.	Max.		
601-DC2	1/2"	3/8"	14/2 (.375")	10/3 (.625")	(1) 14/2	(1) 10/3	20	200

## PVC "Snap-In" Type Connectors




616-NMD





617-NMD

For connecting nonmetallic cable to box or enclosure. Locknut not required.

 File No. E11698

## PVC


Catalog Number	K.O. Size	Nonmetallic Cable Range		Unit Qty.	Std. Pkg.
		Min.	Max.		
616-NMD 	1/2"	(1) 14/2	(1) 6/2	100	1000
		Or			
		(2) 14/2	(2) 12/3		
		In Any Combination			
617-NMD 	3/4"	(1) 8/2	(1) 6/3	50	500

# Nonmetallic Cable Fittings

## PVC "Snap-In" Type Connectors





For connecting nonmetallic cable to box or enclosure. Locknut not required.

 File No. E11698

 File No. LR74878

### PVC


Catalog Number	K.O. Size	Nonmetallic Cable Range		Unit Qty.	Std. Pkg.
		Min.	Max.		
620-NM 	1/2"	(1) 14/2	(1) 10/3	50	500
		Or			
		(2) 14/2	(2) 12/2		

Catalog Number	K.O. Size	Nonmetallic Cable Range		Unit Qty.	Std. Pkg.
		Min.	Max.		
621-NM 	3/4"	(1) 8/3	(1) 6/3	25	250
		Or			
		(2) 12/3	(2) 8/3		

## Two-Piece Clamp Type Connectors



For connecting single nonmetallic cable to box or enclosure. Locknut not required.

 File No. E11698: 642 thru 644

### Steel


Catalog Number	K.O. Size	Nonmetallic Cable Range		Unit Qty.	Std. Pkg.
		Min.	Max.		
642	1/2"	.180"	.560"	100	1000
643	3/4"	.250"	.830"	50	500
644	1 1/4"	.250"	.980"	50	250
645	1 1/2"	.312"	1.125"	20	100

# Nonmetallic Cable Fittings

## Single Screw, Strap Type Connector



For connecting nonmetallic cable to box or enclosure. Also listed for use with cord. Patented.

 File No. E11698


### Zinc Die Cast

Catalog Number	K.O. Size	SJO Cord Cable Range		Nonmetallic Cable Range		Unit Qty.	Std. Pkg.
		Min.	Max.	Min.	Max.		
651-DC2	1/2"	18/3	12/3	(1) 14/2	(1) 12/2	100	1000
				Or			
				(1) 14/2	(1) 10/3		

## Whipper-Snap® Single Screw, Strap Type Connector



For connecting nonmetallic cable to box or enclosure. Also listed for use with SJO cord. Simply snap connector into electrical box. External spring steel locking tabs secures connector to electrical box. Patented Whipper-Snap design.

 File No. E11698

### Zinc Die Cast

Catalog Number	K.O. Size	SJO Cord Cable Range		Nonmetallic Cable Range		Unit Qty.	Std. Pkg.
		Min.	Max.	Min.	Max.		
651SP	1/2"	18/3	12/3	(1) 14/2	(1) 10/3	100	1000
				Or			
				(2) 14/2	(2) 12/2		



# Nonmetallic Cable Fittings

## Two Screw, Strap Type Connectors



566-DC2



660-DC2 thru  
666-DC2




650-DC2 thru  
676-DC2

For connecting nonmetallic cable to box or enclosure. The 650-HD2 has a die cast strap for heavy duty use.

 File No. E20534: 566-DC2

 File No. E11698: 650-DC2, 651SP, 650-HD2

 File No. E15123: 660-DC2 thru 666-DC2;  
670-DC2 thru 676-DC2

 File No. LR39354: 566-DC2, 650-DC2, 660-DC2, 670-DC2

## Zinc Die Cast - Round Cable

Catalog Number	K.O. Size	Nonmetallic Cable Range		Unit Qty.	Std. Pkg.
		Min.	Max.		
566-DC2	1/2"	(1) or (2) 14/2	(1) or (2) 12/2	100	1000
		Or			
		(1) 14/2	(1) 10/3		
660-DC2	3/4"	.680"	.800"	25	250
662-DC2	1"	.850"	1.000"	10	100
664-DC2	1 1/4"	1.090"	1.300"	10	100
665-DC2	1 1/2"	1.187"	1.490"	---	25
666-DC2	2"	1.750"	1.950"	---	25


## Zinc Die Cast - Oval Cable

Catalog Number	K.O. Size	Nonmetallic Cable Range		Unit Qty.	Std. Pkg.
		Height	Width		
650-DC2	1/2"	(1) or (2) 14/2	(1) or (2) 12/2	100	1000
		Or			
		(1) 14/2	(1) 10/3		
650-HD2	1/2"	(1) or (2) 14/2	(1) or (2) 12/2	100	1000
		Or			
		(1) 14/2	(1) 10/3		
670-DC2	3/4"	.437"	.625"	25	250
672-DC2	1"	.500"	.750"	10	100
674-DC2	1 1/4"	.625"	1.062"	10	100
675-DC2	1 1/2"	.750"	1.250"	---	25
676-DC2	2"	1.062"	1.625"	---	25

## UF Connectors



Connector provides watertight seal around underground feeder cable. Tapered (NPT) threads.

 File No. E11698


### Zinc Die Cast

Catalog Number	Trade Size	Cable Size		Unit Qty.	Std. Pkg.
		Min.	Max.		
761-UF	1/2"	14/2 (.250")	10/2 (.500")	25	100
762-UF	3/4"	14/3 (.260")	10/3 (.720")	10	50

## Whipper-Snap® Two Screw, Strap Type Connector



For connecting nonmetallic cable to box or enclosure. Simply snap connector into electrical box. External spring steel locking tabs secures connector to electrical box. Patented Whipper-Snap design.

 File No. E11698

### Zinc Die Cast

Catalog Number	K.O. Size	Nonmetallic Cable Range		Unit Qty.	Std. Pkg.
		Min.	Max.		
841SP	1/2"	(1) 14/2	(1) 10/3	100	1000
		Or			
		(2) 14/2	(2) 12/2		

 Quick Install


# Nonmetallic Cable Fittings

## Knockout Insulating Bushings



Converts metallic box rough edged holes to smooth insulated holes for protection of electrical, voice, data and video cables.

 File No. LR24719

 File No. E240912: 9791 thru 9796


### Plastic Rated 105°C

Catalog Number	K.O.	K.O. Dia.	Unit Qty.	Std. Pkg.
9791	1/2"	.875"	100	1000
9792	3/4"	1.109"	100	1000
9793	1"	1.375"	50	500
9794	1 1/4"	1.734"	50	500
9795	1 1/2"	1.984"	25	250
9796	2"	2.469"	20	100
9797	2 1/2"	2.969"	20	100

## Stud Bushings



Protects wire insulation from abrasion in metal studs. Bushing allows smooth wire pulling. Used for all pre-punched shaped holes.

 File No. E11259

### Polypropylene

Catalog Number	Unit Qty.	Std. Pkg.
9882	50	500



# Nonmetallic Cable Fittings

## Cable Supports



NMCB-1



NMCB-2

NMCB-1 positions and supports nonmetallic and AC/MC cable. Also suitable for use with low voltage cabling to 3/8" diameter. Furnished with (2) No. 8 screws for use on wood or steel stud. Complies with NEC Articles 300.4(D) and 320.23(B). Patented.

NMCB-2 is provided with a nail for use on wood studs or 3/4" thick furring strips to position nonmetallic sheath cable. Capable of positioning nonmetallic cables in each of three rectangular slots. May also be used with low voltage cable. Low profile design and unique self-locking fingers prevent accidental removal of cables. Grooved nail for extra gripping with stud. Patented.


UL File No. E161206

## Polypropylene

Catalog Number.	Nonmetallic Cable Range		Unit Qty.	Std. Pkg.
	Min.	Max.		
NMCB-1	(6) 14/2	(6) 10/3 NM-B	25	100
	Or			
	(4) 14/2	(1) 10/3 AC/MC (in each slot)		
NMCB-2	(1) 14/2	(1) 10/3 NM-B	25	100
	Or			
	(2) 14/2	(2) 14/2 AC/MC (in each slot)		

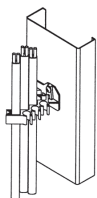
# Nonmetallic Cable Fittings

## Cable Stacker

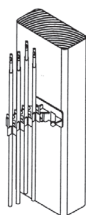


For use on steel or wood studs to support nonmetallic sheath, communication, and data cables. Furnished with nail for wood stud. Use No. 8 x 1/2" self-tapping sheet metal screw for steel stud. Complies with NEC Articles 300-4(D) and 320.23(B). Patented.

c  us File No. E161206



Metal Stud



Wood Stud

## Polypropylene

Catalog Number	Unit Qty.	Std. Pkg.
NMWH-43	25	100

### CABLE RANGES:

#### Data / Communication Cable

Oval Openings:	1 or 2	.06" to .20" diameter
	1	.20" to .32" diameter
Round Openings:	1	.16" to .50" diameter

#### Nonmetallic Sheath Cable

Oval Openings:	1 or 2	14/2 AWG
	1 or 2	12/2 AWG
	1	10/2 AWG
Round Openings:	1	14/3 AWG
	1	12/3 AWG
	1	10/3 AWG



## Ground Clamps - Protective Type




1312-B



1306-B, 1308-B,  
1308-DC

For making connection with protective armor of copper conductor and ground pipe or grounding electrode.

 File No. E20412: 1306-B, 1308-B, 1308-DC

 File No. LR39354: 1308-DC

## Brass with Steel Strap

Catalog Number	Ground Pipe Grounding Electrode Size	Copper Ground Wire Size	Unit Qty.	Std. Pkg.
1306-B	1/2" - 1"	4, 6, 8	25	100
1308-B	1/2" - 1"	4, 6, 8	25	100
1312-B	1 1/4" - 2"	4, 6, 8	---	20

## Zinc Die Cast with Steel Strap

Catalog Number	Ground Pipe Grounding Electrode Size	Copper Water Pipe Size	Copper Conductor Size	Unit Qty.	Std. Pkg.
1308-DC	1/2" - 1"	1/2" - 3/4"	4, 6, 8	25	250

# Grounding Products

## Ground Clamps - Bare Wire Type





1307-B, 1309-B,  
1309-DC, 1315-B



1313-B

For making connection with copper ground wire and grounding pipe or grounding electrode.

 File No. E20412

 File No. LR39354: 1309-DC

## Zinc Die Cast

Catalog Number	Ground Pipe Grounding Electrode Size	Copper Water Pipe Size	Copper Ground Wire Size	Unit Qty.	Std. Pkg.
1309-DC	1/2" - 1"	1/2" - 3/4"	4, 6, 8	20	200


## Brass

Catalog Number	Ground Pipe Grounding Electrode Size	Copper Ground Wire Size	Unit Qty.	Std. Pkg.
1307-B	1/2" - 1"	4, 6, 8	50	200
1309-B	1/2" - 1"	4, 6, 8	20	200
1313-B	1 1/4" - 2"	4, 6, 8	---	20
1315-B	2 1/4" - 4"	4, 6, 8	2	10

## Ground Clamps - Threaded Hub Type



For making connection with copper ground wire through threaded rigid conduit.

 File No. E20412

### Brass

Catalog Number	Rigid Trade Size	Ground Pipe Grounding Electrode Size	Copper Ground Wire Size	Unit Qty.	Std. Pkg.
1325-B	1/2"	1/2" - 1"	4, 6, 8	---	50
1326-B	1/2"	1 1/4" - 2"	4, 6, 8	---	20
1328-B	1/2"	2 1/2" - 4"	4, 6, 8	---	10
1330-B	3/4"	1/2" - 1"	4, 6, 8	---	50
1331-B	3/4"	1 1/4" - 2"	4, 6, 8	---	20

### Brass with Brass Screws


Catalog Number	Rigid Trade Size	Ground Pipe Grounding Electrode Size	Copper Ground Wire Size	Unit Qty.	Std. Pkg.
1325-B1	1/2"	1/2" - 1"	4, 6, 8	---	50

# Grounding Products

## Brass Ground Clamps With Strap and Hub



For making connection with copper ground wire through threaded conduit. Ground wire terminated to set screw.

 File No. E20412

## Brass with Steel Screws

Catalog Number	Trade Size In Inches	Hub Size	Copper Ground Wire Size	Unit Qty.	Std. Pkg.
1325-BH	1/2, 3/4, 1	1/2"	4, 6, 8	---	25
1330-BH	1/2, 3/4, 1	3/4"	4, 6, 8	---	25
1345-BH	1/2, 3/4, 1	1"	4, 6, 8	---	25

## Solderless Lugs




ALI Series



CLI Series

Copper lugs are used with copper conductors and provide high conductivity with lower heat rise. Copper lugs are rated for direct burial. Aluminum lay-in lugs are suitable for use with copper or aluminum conductors.

 File No. E155561

## Aluminum

Catalog Number	Wire Capacity	Stud Size	Unit Qty.	Std. Qty.
ALI-50	4 to 14	#10	25	250
ALI-112	1/0 to 14	1/4"	20	200
ALI-252	250 MCM to 6	5/16"	10	100


## Copper

Catalog Number	Wire Capacity	Stud Size	Unit Qty.	Std. Qty.
CLI-10	4 to 14	#10	20	200
CLI-20	4 to 14	1/4"	20	200

## Solar Panel Grounding Connector




Designed to prevent galvanic reactions and enhance conductivity. The connector body has extruded serrations for breaking the anodized finish on photovoltaic modules and frames. The serrations in the wire binding break corrosion on the grounding wire which means that no surface preparation is required for the PV module, the frame or the ground wire. The unique clamp-on design means no mounting holes are required. The connector simply clamps onto the frame of the solar panel. The unit is UL 467 Listed and accommodates aluminum or copper conductor. The connectors feature stainless steel hardware.

 File No. E20412

### Aluminum with Stainless Steel Hardware

Catalog Number	Wire Capacity	Unit Qty.	Std. Pkg.
ALI-SLR	4 to 14	25	250

## Bonding Jumper Assembly



Use Bonding Jumper Assembly to comply with Article 250 of the National Electrical Code. Suitable for use on EMT, rigid conduit, or copper water pipe. If used with expansion coupling: assemble ground clamp to conduit one inch from stationary end of coupling. Attach second ground clamp two inches from sliding end of expansion coupling. Assembly features bronze ground clamps and copper bonding strip.

 File No. E20412

### Bronze

Catalog Number	Conduit Trade Size	Unit Qty.	Std. Pkg.
BJ-100	1/2" to 1"	1	10
BJ-200	1 1/4" to 2"	1	10
BJ-400	2 1/2" to 4"	1	10

# Grounding Products

## Ground Clamps - Direct Burial Type



DB-1308



DB-1309

For making connection with copper ground wire and ground pipe, grounding electrode or rebar.

DB-1308 protective type for bare or armored copper ground wire.

DB-1309 for bare ground only.

All materials contain minimum of 80% copper.

Clamps meet both UL and NEC requirements for burial in earth or embedment in concrete.

c  us File No. E20412


## Bronze

Catalog Number	Ground Pipe Grounding Electrode Size	Rebar Size	Copper Ground Wire Size	Unit Qty.	Std. Pkg.
DB-1308	1/2" - 1"	3/8" - 3/4"	4, 6, 8	25	100
DB-1309	1/2" - 1"	3/8" - 3/4"	4, 6, 8	20	200

## Mighty-Bond® Intersystem Bonding Bridge



Intersystem Bonding Bridge used inside or outside of an enclosure or panel board. 3-Equipment bonding terminations. Meets the requirement of NEC Article 250.94. Patented.

 File No. E20412


### Brass with Stainless Steel Hardware

Catalog Number	Trade Size	Wire Capacity	Unit Qty.	Std. Pkg.
IGB-050	1/2"	14 to 4	25	100
IGB-075	3/4"	14 to 4	25	100

## Mighty-Bond® Intersystem Ground Rod Bridge Clamps



Ground Rod Bridge Clamps used as an intersystem bonding means by utilizing 4-terminal points for connecting communication systems to the same electrical grounding electrode/rod. Meets the requirement of NEC Article 250.94. Direct Burial Rated. Patented.

 File No. E20412

### Brass with Stainless Steel Hardware



Catalog Number	Ground Rod Size		Rebar Size		Copper Conductor Size Under Ground Rod	
	Min.	Max.	Min.	Max.	Min.	Max.
IGBC-063	1/2"	5/8"	#3	#4	8 Stranded 8 Solid	2 Stranded 2 Solid
IGBC-075	5/8"	3/4"	#5	#6	4 Stranded 4 Solid	1/0 Stranded 2 Solid

### Brass with Stainless Steel Hardware *Continued*


Catalog Number	Terminal Conductor Size		Unit Qty.	Std. Pkg.
	Min.	Max.		
IGBC-063	14 Stranded 14 Solid	4 Stranded 10 Solid	25	100
IGBC-075	14 Stranded 14 Solid	4 Stranded 10 Solid	25	100

# Grounding Products

## Grounding Rod Clamps - Direct Burial Type

For terminating bare copper conductor to ground rod. Clamps meet both UL and NEC requirements for burial in earth or embedment in concrete.




 File No. E20412

### Bronze

Catalog Number	Grounding Ground Pipe Electrode Size	Copper Ground Wire Size	Unit Qty.	Std. Pkg.
GRC-50	1/2"	10 Solid to 2 Stranded	100	400
GRC-63	5/8"	10 Solid to 2 Stranded	50	200
GRC-75	3/4"	10 Solid to 2 Stranded	50	200

## Intersystem Bonding Bridge



For installation on dwelling wall.  
Meets NEC Article 250.94.

Catalog Number	Grounding Electrode Size	Bonding Conductor Size	Unit Qty.	Std. Pkg.
IGB-WM	#6 - #2	14 to 4	5	50




## Mighty-Bond® Enclosure Grounding Connectors



Low cost and easy to use connector for securing grounding conductors at the enclosure in accordance with National Electrical Code (NEC) Article 250.8. Selection of conductor size to be made per NEC Article 250.66. Suitable for service entrance grounding. Product advantages include:

- Precision machined brass body with zinc die cast locknut and stainless steel set screw
- Professional installation appearance
- Serrated locknut removes residual paint from box
- Tamper Resistant as locknut and set screw are mounted inside the box
- Low profile flange on outside of box clearly marked with application guideline for ease in AHJ inspection
- UL Listed for grounding per UL467

Patent Pending.

 File No. E20412

### Brass

Catalog Number	Trade Size	Wire Capacity	Unit Qty.	Std. Pkg.
MC-050	1/2"	Copper: 8 to 2 Solid & Stranded Aluminum: 6 to 2 Stranded	25	100
MC-075	3/4"	Copper: 4 to 2 Solid, 4 to 3/0 Stranded Aluminum: 2 to 3/0 Stranded	25	100
MC-100	1"	Copper: 1/0 to 250 MCM Stranded Aluminum: 3/0 to 4/0 Compact Stranded	10	40

# Grounding Products

## Mighty-Bond® Enclosure Grounding Couplings



Low cost and easy to use coupling for use with rigid conduit and for securing grounding conductors at the enclosure in accordance with National Electrical Code (NEC) Article 250.8. Selection of conductor size to be made per NEC Article 250.66. Suitable for service entrance grounding. Product advantages include:

- Precision machined brass body with zinc die cast locknut and stainless steel set screw
- Professional installation
- Serrated locknut removes residual paint from box
- Use with rigid metallic or PVC rigid conduit
- Low profile flange on inside of box clearly marked with application guideline for ease in AHJ inspection
- UL Listed for grounding per UL467


Patent Pending.

 File No. E20412

### Brass

Catalog Number	Trade Size	AWG Wire Capacity	Unit Qty.	Std. Pkg.
MCC-050	1/2"	Copper: 8 to 2 Solid & Stranded Aluminum: 6 to 2 Stranded	25	100
MCC-075	3/4"	Copper: 4 to 2 Solid, 4 to 3/0 Stranded Aluminum: 2 to 3/0 Stranded	25	100
MCC-100	1"	Copper: 1/0 to 250 MCM Stranded Aluminum: 3/0 to 4/0 Compact Stranded	10	40

## Mighty-Bond® Raintight Grounding and Bonding Hubs



MCH-075

MCH-100

Raintight Grounding and Bonding Hubs provide a listed method of bonding between ground electrode conductors (GEC), grounded conductors, bonding jumpers, and boxes, devices or enclosures.

The MCH is listed for use in wet locations. When connected to rigid metal conduit, the MCH will also function as a raceway bonding hub, yoke or choke. Setting the conductor set screw bonds the MCH to the raceway, the bonding or grounding conductor, and to the enclosure without the need for an external lug. Note: Not for use in concentric knock-outs.

 Listed


### Brass

Catalog Number	Trade Size	Conductor Range	Max O.D.	Unit Qty.	Std. Pkg.
MCH-075	3/4"	6 to 4/0 AL/CU	.550	10	40
MCH-100	1"	2 to 350 MCM AL/CU	.720	1	10

## Mighty-Bond® Intersystem Bonding Bridge with Enclosure Grounding Coupling Kit



Intersystem Bonding Bridge with Enclosure Grounding Coupling is used for securing and bonding ground electrode conductors to the enclosure in accordance with the National Electrical Code (NEC) Article 250. The MBG-050 and MBG-075 are also designed to connect the raceway of the ground electrode conductor to the enclosure while providing three accessible intersystem bonding termination points. Saves installation time! Patented.

 File No. E20412

### Brass

Catalog Number	Trade Size	AWG Wire Capacity	Unit Qty.	Std. Pkg.
MBG-050	1/2"	Copper: 8 to 2 Solid & Stranded Aluminum: 6 to 2 Stranded	5	50
MBG-075	3/4"	Copper: 4 to 2 Solid, 4 to 3/0 Stranded Aluminum: 2 to 3/0 Stranded	5	50

# Grounding Products

## Rebar Ground Clamps - Direct Burial Type



For making connection with copper wire to ground water pipe or rebar. All materials contain minimum of 80% copper.

Clamps meet both UL and NEC requirements for burial in earth or embedment in concrete.

 File No. E20412

### Bronze

Catalog Number	Ground Pipe Size	Rebar Size	Ground Wire Size	Unit Qty.	Std. Pkg.
RB-16	1/2" - 1"	3/8" - 1"	10 Solid to 2 Standard	20	200
RB-17	1/2" - 1"	3/8" - 1"	10 Solid to 2 Standard	20	200

## Mighty-Bond® Direct Burial Single Bolt Grounding Clamps



Designed for the grounding and bonding of electrical and plumbing systems. The SDB series are constructed of bronze and assembled with stainless steel hardware and are available in three distinct styles: lay-in lug, copper lug and enclosed style. The SDB series are listed for attachment to EMT, rigid conduit raceways and steel and copper water piping systems. Patent Pending.

 File No. E20412

### Brass

Catalog Number	Conduit or Water Pipe Size	Lug Type	Conductor Range	Unit Qty.	Std. Pkg.
SDB-1300B	1/2" - 1"	Copper	4 to 14 AWG Copper Only	20	100
SDB-1301B	1/2" - 1"	Lay-in lug	2 to 10 AWG Copper Only	20	100
SDB-1302B	1/2" - 1"	Closed Lug	2 to 10 AWG Copper Only	20	100

# Straps, Clamps and Hangers

## Switch Box Supports



Used to support switch box in wallboard; installed in pairs.

### Steel

Catalog Number	Unit Qty.	Std. Pkg.
722	100	1000

## One Hole Service Entrance Straps



Used to support oval service entrance cable, types SE and SEU, to mounting surface.

### Zinc Plated Steel

Catalog Number	SE / SEU Cable Size	Unit Qty.	Std. Pkg.
881-SE	3, 8, 6, 4	100	1000
882-SE	3, 3, 2	100	1000
883-SE	3, 1, 0, 1/0, 2/0	50	500
884-SE	3/0, 4/0	50	500

## One Hole Straps



Snap-on type strap used to support AC/MC cable.

c  us File No. E161206

### Steel

Catalog Number	AC/MC Cable Range		Unit Qty.	Std. Qty.
	Min.	Max.		
890-MC	14/2 (.475")	12/2 (.525")	100	1000
891-MC	14/3 (.540")	12/3 (.590")	100	1000

# Straps, Clamps and Hangers

## AC/MC Cable Bracket



Positions AC/MC cables. Galvanized steel construction. Convenient slot and hole for attaching to stud with nails or screws.

c  us File No. E161206

### Steel

Catalog Number	AC/MC Cable Range		Unit Qty.	Std. Pkg.
	Min.	Max.		
895-MC	(4) 14/2	(4) 12/3	50	500


## One Hole Pipe Straps



Malleable/Aluminum

Used to support rigid conduit and IMC to mounting surface.

c  us File No. E161206: 901 thru 913

 File No. LR39354: 900 thru 912

### Malleable Iron

Catalog Number	Trade Size	Unit Qty.	Std. Pkg.	Catalog Number	Trade Size	Unit Qty.	Std. Pkg.
900	3/8"	100	1000	906	2"	---	25
901	1/2"	100	1000	907	2 1/2"	---	25
902	3/4"	---	100	908	3"	---	10
903	1"	---	100	909	3 1/2"	---	10
904	1 1/4"	---	50	910	4"	---	10
905	1 1/2"	---	50	912	5"	---	5
				913	6"	---	5

### Aluminum

Catalog Number	Trade Size	Unit Qty.	Std. Pkg.	Catalog Number	Trade Size	Unit Qty.	Std. Pkg.
901-AL	1/2"	100	1000	904-AL	1 1/4"	---	50
902-AL	3/4"	---	100	905-AL	1 1/2"	---	50
903-AL	1"	---	100	906-AL	2"	---	25

# Straps, Clamps and Hangers

## One Hole Straps



Snap-on type strap used to support flexible metal conduit or AC/MC cable.

 File No. E161206

### Steel

Catalog Number	Flex Trade Size	AC/MC Cable Range		Unit. Qty.	Std. Qty.
		Min.	Max.		
900-F	3/8"	12/4 (.560")	10/3 (.610")	100	1000

## One Hole Pipe Straps



Steel

Used to support rigid conduit and IMC to mounting surface.

 File No. E161206: 904-S thru 908-S and 910-S

 File No. LR39354

### Zinc Plated Steel

Catalog Number	Trade Size	Unit Qty.	Std. Pkg.	Catalog Number	Trade Size	Unit Qty.	Std. Pkg.
901-S	1/2"	50	500	906-S	2"	---	25
902-S	3/4"	50	500	907-S	2 1/2"	---	25
903-S	1"	50	200	908-S	3"	---	25
904-S	1 1/4"	25	100	909-S	3 1/2"	---	10
905-S	1 1/2"	25	100	910-S	4"	---	10

# Straps, Clamps and Hangers

## Rigid Nail Straps

Used to secure rigid conduit and IMC to wood.



### Zinc Plated Steel

Catalog Number	Trade Size	Unit Qty.	Std. Pkg.
901-NS	1/2"	100	1000
902-NS	3/4"	100	1000
903-NS	1"	100	1000

## One Hole EMT Straps



Malleable



Steel

Used to support EMT to mounting surface.

UL File No. E161206: 907 thru 910; 921 thru 925

UL File No. E161206: 907-S thru 910-S; 924-S thru 925-S

SP File No. LR39354: 907 thru 910; 907-S thru 910-S; 920-S thru 925-S

### Malleable Iron

Catalog Number	Trade Size	Unit Qty.	Std. Pkg.	Catalog Number	Trade Size	Unit Qty.	Std. Pkg.
920	1/2"	100	1000	907	2 1/2"	---	25
921	3/4"	50	500	908	3"	---	10
922	1"	50	500	909	3 1/2"	---	10
923	1 1/4"	---	100	910	4"	---	10
924	1 1/2"	---	100				
925	2"	---	50				

### Zinc Plated Steel

Catalog Number	Trade Size	Unit Qty.	Std. Pkg.	Catalog Number	Trade Size	Unit Qty.	Std. Pkg.
920-S	1/2"	100	1000	907-S	2 1/2"	---	25
921-S	3/4"	100	500	908-S	3"	---	25
922-S	1"	50	500	909-S	3 1/2"	---	10
923-S	1 1/4"	---	100	910-S	4"	---	10
924-S	1 1/2"	---	100				
925-S	2"	---	50				



# Straps, Clamps and Hangers

## EMT Nail Straps

Nail type strap used to support EMT to mounting surface.



### Zinc Plated Steel

Catalog Number	Trade Size	Unit Qty.	Std. Pkg.
920-NS	1/2"	100	1000
921-NS	3/4"	100	1000
922-NS	1"	100	1000

## Aluminum - Service Entrance Cable One Hole Straps



Used to support oval service entrance cable to mounting service.

cUL<sub>us</sub> File No. E30211709

### Aluminum

Catalog Number	SE / SEU Cable Size	Unit Qty.	Std. Pkg.
933	3 - 2 to 3	---	200
934	3 - 1/0	---	200
935	3 - 2/0	---	100
936	3 - 3/0 to 4/0	---	100

# Straps, Clamps and Hangers

## Clamp Backs

Provides space between conduit and mounting surface, for use with malleable or aluminum straps.



cULus File No. E161206: 941 thru 950; 9951 thru 9952

## Malleable Iron

Catalog Number	Trade Size	Unit Qty.	Std. Pkg.	Catalog Number	Trade Size	Unit Qty.	Std. Pkg.
941	1/2"	50	250	947	2 1/2"	2	10
942	3/4"	50	250	948	3"	2	10
943	1"	25	100	949	3 1/2"	---	5
944	1 1/4"	20	100	950	4"	---	5
945	1 1/2"	10	100	9951	5"	---	5
946	2"	5	50	9952	6"	---	5

## Aluminum

Catalog Number	Trade Size	Unit Qty.	Std. Pkg.	Catalog Number	Trade Size	Unit Qty.	Std. Pkg.
941-AL	1/2"	50	250	944-AL	1 1/4"	20	100
942-AL	3/4"	50	250	945-AL	1 1/2"	10	100
943-AL	1"	25	100	946-AL	2"	5	50

# Straps, Clamps and Hangers

## Insulator Support Beam Clamps




951



951-S

Single screw beam clamp insulator support with two threaded holes.

c  us File No. E161206: 951 thru 954

## Malleable Iron

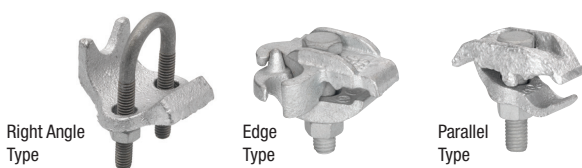
Catalog Number	Size	Tap Size (UNC)	Approx. Jaw Opening	Max. Load Lbs.	Unit Qty.	Std. Pkg.
951	1"	1/4 - 20	3/4"	125	25	100
952	1 1/2"	5/16 - 18	11/16"	300	---	50
953	2"	3/8 - 16	7/8"	300	---	50
954	2 1/2"	1/2 - 13	1"	300	---	25

## Steel

Catalog Number	Size	Tap Size (UNC)	Approx. Jaw Opening	Max. Load Lbs.	Unit Qty.	Std. Pkg.
951-S	1"	1/4 - 20	3/4"	75	25	100
953-S	2"	3/8 - 16	7/8"	200	---	50

# Straps, Clamps and Hangers

## Conduit Clamps



Used to secure conduit perpendicular to beam or channel.  
For rigid and IMC conduit.

c  us File No. E161206: All except 989 and 990

### Malleable Iron - Right Angle Type

Catalog Number	Trade Size	Unit Qty.	Std. Pkg.	Catalog Number	Trade Size	Unit Qty.	Std. Pkg.
961	1/2"	10	50	966	2"	5	25
962	3/4"	10	50	967	2 1/2"	5	25
963	1"	10	50	968	3"	5	25
964	1 1/4"	10	50	969	3 1/2"	5	25
965	1 1/2"	5	25	970	4"	1	15

### Malleable Iron - Edge Type

Catalog Number	Trade Size	Unit Qty.	Std. Pkg.	Catalog Number	Trade Size	Unit Qty.	Std. Pkg.
971	1/2"	10	50	975	1 1/2"	5	25
972	3/4"	10	50	976	2"	5	25
973	1"	10	50	977	2 1/2"	5	25
974	1 1/4"	10	50	978	3"	5	25

### Malleable Iron - Parallel Type

Catalog Number	Trade Size	Unit Qty.	Std. Pkg.	Catalog Number	Trade Size	Unit Qty.	Std. Pkg.
981	1/2"	10	50	986	2"	5	25
982	3/4"	10	50	987	2 1/2"	5	25
983	1"	10	50	988	3"	5	25
984	1 1/4"	10	50	989	3 1/2"	5	25
985	1 1/2"	5	25	990	4"	1	15

# Straps, Clamps and Hangers

## Two Hole Service Entrance Straps



Used to support oval service entrance cable, types SE and SEU, to mounting surface.

### Zinc Plated Steel

Catalog Number	SE / SEU Cable Size	Unit Qty.	Std. Pkg.
1881-SE	3 - 8, 6, 4	100	1000
1882-SE	3 - 3, 2	50	500
1883-SE	3 - 1, 0, 1/0, 2/0	50	500
1884-SE	3 - 3/0, 4/0	50	500

## Two Hole Rigid Pipe Straps



Used to secure rigid conduit or IMC.

UL<sup>®</sup> File No. E161206: 1907 thru 1910

SP File No. LR39354

### Zinc Plated Steel

Catalog Number	Trade Size	Unit Qty.	Std. Pkg.	Catalog Number	Trade Size	Unit Qty.	Std. Pkg.
1901	1/2"	250	2500	1906	2"	25	250
1902	3/4"	150	1500	1907	2 1/2"	25	100
1903	1"	100	1000	1908	3"	20	80
1904	1 1/4"	50	500	1909	3 1/2"	15	60
1905	1 1/2"	50	500	1910	4"	10	40

# Straps, Clamps and Hangers

## Two Hole EMT Pipe Straps



Used to support EMT to mounting surface.

UL File No. E161206: 1907 thru 1910

SP File No. LR39354: 1920 thru 1925

## Zinc Plated Steel

Catalog Number	Trade Size	Unit Qty.	Std. Pkg.	Catalog Number	Trade Size	Unit Qty.	Std. Pkg.
1907	2 1/2"	25	100	1920	1/2"	250	2500
1908	3"	20	80	1921	3/4"	200	2000
1909	3 1/2"	15	60	1922	1"	100	1000
1910	4"	10	40	1923	1 1/4"	50	500
				1924	1 1/2"	50	500
				1925	2"	25	250

## Conduit Hangers With Bolt & Nut



Used to secure EMT or rigid conduit to threaded rod, insulator supports, or directly to mounting surface.

## Zinc Plated 304 Stainless Steel

Catalog Number	Trade Size	Rigid Size	EMT Size	Std. Pkg.
2100-S	0	3/8" & 1/2"	1/2"	100
2110-S	1	3/4"	3/4"	100
2120-S	2	1"	1"	100
2125-S	2 1/2	---	1 1/4"	50
2130-S	3	1 1/4"	1 1/2"	50
2140-S	4	1 1/2"	---	50
2150-S	5	2"	2"	50
2160-S	6	2 1/2"	2 1/2"	25
2170-S	7	3"	3"	25
2180-S	8	3 1/2"	3 1/2"	10
2190-S	9	4"	4"	10

# Straps, Clamps and Hangers

## Conduit Hangers



Used to secure EMT or rigid conduit to threaded rod, insulator supports, or directly to mounting surface.

2100-BN thru 2140-BN come with carriage bolt and nut. All others have 2-way slotted/Phillips bolt with integral threads.

c  us File No. E161206

### Zinc Plated Steel with Bolt

Catalog Number	Trade Size	Rigid Size	EMT Size	Std. Pkg.
2100	0	3/8" & 1/2"	1/2"	100
2110	1	3/4"	3/4"	100
2120	2	1"	1"	100
2125	2 1/2	---	1 1/4"	50
2130	3	1 1/4"	1 1/2"	50
2140	4	1 1/2"	---	50

### Zinc Plated Steel with Bolt & Nut

Catalog Number	Trade Size	Rigid Size	EMT Size	Std. Pkg.
2100-BN	0	3/8" & 1/2"	1/2"	100
2110-BN	1	3/4"	3/4"	100
2120-BN	2	1"	1"	100
2125-BN	2 1/2	---	1 1/4"	50
2130-BN	3	1 1/4"	1 1/2"	50
2140-BN	4	1 1/2"	---	50
2150	5	2"	2"	50
2160	6	2 1/2"	2 1/2"	25
2170	7	3"	3"	25
2180	8	3 1/2"	3 1/2"	10
2190	9	4"	4"	10

# Straps, Clamps and Hangers

## Tubing and Coaxial Straps

Used to support tubing and coaxial cable to mounting surface.



## Zinc Plated Steel

Catalog Number	Trade Size	Unit Qty.	Std. Pkg.
CC-25	1/4"	100	1000
CC-31	5/16"	100	1000
CC-37	3/8"	100	1000



## Cable Supports




NMCB-1



NMCB-3

NMCB-1 positions and supports nonmetallic and AC/MC cable. Also suitable for use with low voltage cabling to 3/8" diameter. Furnished with (2) No. 8 screws for use on wood or steel stud. Complies with NEC Articles 300.4(D) and 320.23(B). Patented.

NMCB-3 is provided with nails for use on wood studs or 3/4" thick furring strips to position and support AC/MC cables. May also be attached to metal studs or enclosures, or concrete block with No. 6 round head screws. Mounts in either horizontal or vertical direction. Low profile design and unique dimpled slots prevent accidental removal of cables. Patented.

©  File No. E161206

## Polypropylene


Catalog Number	Cable Range		Unit Qty.	Std. Pkg.
	Min.	Max.		
NMCB-1	(6) 14/2	(6) 10/3 NM-B	25	100
	Or			
NMCB-3	(4) 14/2	(4) 12/2 AC/MC	25	100
	(5) 14/2	(5) 10/3 AC/MC		

# Straps, Clamps and Hangers

## Cable Supports



NMCB-2 is provided with a nail for use on wood studs or 3/4" thick furring strips to position nonmetallic sheath cable. Capable of positioning nonmetallic cables in each of three rectangular slots. May also be used with low voltage cable. Low profile design and unique self-locking fingers prevent accidental removal of cables. Grooved nail for extra gripping with stud. Patented.

c  File No. E161206

## Polypropylene

Catalog Number	Nonmetallic Cable Range	Unit Qty.	Std. Pkg.
NMCB-2	(1) 14/2 (in each slot) (2) 14/2 (in each slot)	25	100

## Mighty-Hold® Universal Straps



For AC/MC/MCI-A cable and flexible metal conduit. Supports multiple sizes. Patented.

c <sub>us</sub> File No. E161206

## Steel

Catalog Number	Hole Size	Flex Trade Size	AC/MC Cable Range		Unit Qty.	Std. Pkg.
			Min.	Max.		
US-4461	.210"	3/8"	12/2 (.425")	10/3 (.61")	100	1000

# Straps, Clamps and Hangers

## Mighty-Hold® Universal Straps



For PVC jacketed steel MCI-A cable. Suitable for use in wet locations. Supports multiple sizes. Stainless Steel. Patented.

c  us File No. E161206

### Stainless Steel

Catalog Number	Hole Size	Cable Range		Unit Qty.	Std. Pkg.
		Min.	Max.		
USS-6171	.210"	12/2 (.55")	10/3 (.71")	100	1000

## Mighty-Hold® Universal Clamp Straps



UCS-5075



UCS-75100

One piece clamp back and strap secures both cable and conduit. The UCS-5075 secures 1/2" and 3/4" EMT, Rigid, IMC, Metallic Liquid Tight, Nonmetallic Liquid Tight, FMC, and Schedule 40 and Schedule 80 PVC conduit, as well as steel and aluminum AC/MC cable.

The UCS-75100 secures 3/4" and 1" EMT, Rigid, IMC, Metallic Liquid Tight, Nonmetallic Liquid Tight, FMC, and Schedule 40 and Schedule 80 PVC conduit, as well as steel and aluminum AC/MC cable. Patent Pending.

c  us File No. E161206

### Zinc Plated Steel

Catalog Number	Trade Size	AC/MC Cable Range		Unit Qty.	Std. Pkg.
		Min.	Max.		
UCS-5075	1/2" - 3/4"	.710"	1.10"	25	100
UCS-75100	3/4" - 1"	.925"	1.32"	25	100

# Service Entrance

## Grounding Hubs

Used to secure threaded rigid service entrance conduit to box or enclosure. The locknut has an attached lug that allows for installation of a ground wire. Listed for use in wet locations.



 Listed

## Zinc Die Cast

Catalog Number	K.O. Size	Lug Size	Unit Qty.	Std. Pkg.
166-DCG	2"	14 to 1/0	2	20
167-DCG	2 1/2"	14 to 1/0	1	10
168-DCG	3"	14 to 1/0	1	5
169-DCG	3 1/2"	6 to 3/0	1	5
170-DCG	4"	6 to 3/0	1	5

## Two Screw Strap Type Connectors



Round Cable



Oval Cable

Used for connecting round or oval service cable to box or enclosure.

 File No. E15123  File No. LR39354: 660-DC2, 670-DC2

## Zinc Die Cast - Round Cable

Catalog Number	K.O. Size	Round Service Cable Range		Unit Qty.	Std. Pkg.
		Min.	Max.		
660-DC2	3/4"	.680"	.800"	25	250
662-DC2	1"	.850"	1.000"	10	100
664-DC2	1 1/4"	1.090"	1.300"	10	100
665-DC2	1 1/2"	1.187"	1.490"	---	25
666-DC2	2"	1.750"	1.950"	---	25

## Zinc Die Cast - Oval Cable

Catalog Number	K.O. Size	Oval Service Cable Range		Unit Qty.	Std. Pkg.
		Height	Width		
670-DC2	3/4"	.437"	.625"	25	250
672-DC2	1"	.500"	.750"	10	100
674-DC2	1 1/4"	.625"	1.062"	10	100
675-DC2	1 1/2"	.750"	1.250"	---	25
676-DC2	2"	1.062"	1.625"	---	25

## Watertight Service Entrance Cable Connectors



Compression type connector which provides watertight seal around service entrance cable.

### Zinc Die Cast

Catalog Number	K.O. Size	Grommet Opening Size	Unit Qty.	Std. Pkg.
763-4	1"	.520" x .840"	10	100
763-6	1"	.440" x .700"	10	100
763-8	1"	.406" x .688"	10	100
764-2	1 1/4"	.600" x 1.000"	5	50
764-2N	1 1/4"	.665" x 1.094"	5	50
764-3	1 1/4"	.560" x .950"	5	50
765-2	1 1/2"	.865" x 1.325"	---	25
765-3	1 1/2"	.875" x 1.375"	---	25
766-2	2"	.860" x 1.340"	---	10
766-3	2"	.870" x 1.370"	---	10
766-4	2"	.900" x 1.500"	---	10
766-4N	2"	1.100" x 1.750"	---	10

# Service Entrance

## One & Two Hole Service Entrance Straps



881-SE thru 884-SE



1881-SE thru 1884-SE

Used to support oval service entrance cable, types SE and SEU, to mounting surface.

### Zinc Plated Steel - One Hole Straps

Catalog Number	SE / SEU Cable Size	Unit Qty.	Std. Pkg.
881-SE	3, 8, 6, 4	100	1000
882-SE	3, 3, 2	100	1000
883-SE	3, 1, 0, 1/0, 2/0	50	500
884-SE	3/0, 4/0	50	500

### Zinc Plated Steel - Two Hole Straps

Catalog Number	SE / SEU Cable Size	Unit Qty.	Std. Pkg.
1881-SE	3 - 8, 6, 4	100	1000
1882-SE	3 - 3, 2	50	500
1883-SE	3 - 1, 0, 1/0, 2/0	50	500
1884-SE	3 - 3/0, 4/0	50	500

## Aluminum - Service Entrance Cable One Hole Straps

Used to support oval service entrance cable to mounting service.



### Aluminum

Catalog Number	SE / SEU Cable Size	Unit Qty.	Std. Pkg.
933	3 - 2 to 3	---	200
934	3 - 1/0	---	200
935	3 - 2/0	---	100
936	3 - 3/0 to 4/0	---	100

## Sill Plates



When used with sealing compound, sill plates prevent water from entering structure.

### Aluminum with Screws and Sealing Compound

Catalog Number	Service Cable Size	Unit Qty.	Std. Pkg.
938-C	3 - 2	10	100
939-C	3 - 1/0 to 2/0	---	5
940-C	3 - 3/0 to 4/0	---	5


### PVC without Screws and Sealing Compound

Catalog Number	Service Cable Size	Unit Qty.	Std. Pkg.
938-PVC	3 - 4 to 3 - 0	10	100

## Service Entrance LB



Allows access to the interior of a conduit system for inspection, pulling and maintenance. Mounts flush against structure, raintight.

 File No. E11077

### Aluminum


Catalog Number	Trade Size	Unit Qty.	Std. Pkg.
1025	1/2"	5	50
1026	3/4"	5	50
1027	1"	---	20
1028	1 1/4"	---	10
1029	1 1/2"	---	5
1030	2"	---	4
1028-XL	1 1/4"	---	10
1030-XL	2"	1	6

# Service Entrance

## Entrance Caps - Threaded Type



Threaded type entrance cap for rigid conduit or IMC.

 File No. E11259: 1201 thru 1210

### Aluminum

Catalog Number	Trade Size	Unit Qty.	Std. Pkg.
1201	1/2"	5	50
1202	3/4"	5	50
1203	1"	2	20
1204	1 1/4"	---	10
1205	1 1/2"	---	5
1206	2"	---	5
1207	2 1/2"	---	1
1208	3"	---	1
1209	3 1/2"	---	1
1210	4"	---	1
1211	5"	---	1
1212	6"	---	1

### Entrance Cap Hole Sizes:


1201:	4 holes 5/16" dia.
1202:	2 holes 3/8" dia., 3 holes 7/16" dia.
1203:	2 holes 7/16" dia., 3 holes 5/8" dia.
1204:	2 holes 7/16" dia., 3 holes 5/8" dia.
1205:	1 hole 7/16" dia., 2 holes 5/8" dia., 3 holes 3/4" dia.
1206:	1 hole 9/16" dia., 2 holes 3/4" dia., 3 holes 1" dia.
1207:	1 hole 1" dia., 3 holes 7/8" dia., 3 holes 1 5/16" dia.
1208:	3 holes 1 3/4" dia., 4 holes 1 1/8" dia.
1209:	3 holes 1 3/4" dia., 4 holes 1 1/8" dia.
1210:	3 holes 1 3/4" dia., 4 holes 1 1/8" dia.
1211:	4 holes 1 3/4" dia., 2 holes 1 1/8" dia.
1212:	4 holes 1 3/4" dia., 2 holes 1 1/8" dia.



## Entrance Caps For Oval Service Entrance Cable



Entrance cap for use with oval service entrance cable.

 File No. E15123

### Zinc Die Cast

Catalog Number	Oval Service Cable Size	Unit Qty.	Std. Pkg.
1220	3 - 2	5	50

### Aluminum

Catalog Number	Oval Service Cable Size	Unit Qty.	Std. Pkg.
1221	3 - 1/0 to 3 - 4/0	---	10

#### Entrance Cap Hole Sizes:


1220: 2 holes 9/16" dia.

1221: 2 holes 25/32" dia.

## Entrance Caps For Oval Service Entrance Cable



Electrical grade rigid PVC entrance cap with galvanized steel mounting bracket and strap for use with oval service entrance cable.

 File No. E15123

### PVC


Catalog Number	Oval Service Cable Size	Unit Qty.	Std. Pkg.
1240-PVC	2 - 8, 6, 4, 2	5	50
1241-PVC	2 - 1/0, 2/0	---	10
1242-PVC	2 - 3/0, 4/0	---	10

# Service Entrance

## Entrance Caps - Mast Type



Slip-fit screw type entrance cap for rigid conduit or IMC.

 File No. E11259

### Aluminum / Phenolic Insulator

Catalog Number	Trade Size	Unit Qty.	Std. Pkg.
1246-MT	2" Conduit, 1 1/4" Cap	---	10
1257-MT	2 1/2" Conduit, 2" Cap	---	5


#### Entrance Cap Hole Sizes:

1246-MT:	2 holes 7/16" dia., 3 holes 5/8" dia.
1257-MT:	1 hole 9/16" dia., 2 holes 3/4" dia., 3 holes 1" dia.

## Entrance Caps - Clamp-On Type



Clamp type entrance cap for rigid conduit and IMC.

 File No. E11259

### Aluminum

Catalog Number	Trade Size	Unit Qty.	Std. Pkg.
1251	1/2"	5	50
1252	3/4"	5	50
1253	1"	---	20
1254	1 1/4"	---	10
1255	1 1/2"	---	5
1256	2"	---	5
1257	2 1/2"	---	1
1258	3"	---	1
1259	3 1/2"	---	1
1260	4"	---	1

#### Entrance Cap Hole Sizes:

1251:	4 holes 5/16" dia.
1252:	2 holes 3/8" dia., 3 holes 7/16" dia.
1253:	2 holes 7/16" dia., 3 holes 1/2" dia.
1254:	2 holes 7/16" dia., 3 holes 5/8" dia.
1255:	1 hole 7/16" dia., 2 holes 5/8" dia., 3 holes 3/4" dia.
1256:	1 hole 9/16" dia., 2 holes 3/4" dia., 3 holes 1" dia.
1257:	1 hole 1" dia., 3 holes 7/8" dia., 3 holes 1 5/16" dia.
1258:	3 holes 1 3/4" dia., 4 holes 1 1/8" dia.
1259:	3 holes 1 3/4" dia., 4 holes 1 1/8" dia.
1260:	3 holes 1 3/4" dia., 4 holes 1 1/8" dia.

# Service Entrance

## PVC Entrance Heads



PVC entrance head for mounting on PVC, rigid, IMC or EMT. Removable EMT adapter sleeve and no-turn square nut allow for fast installation.

 File No. E9391

 File No. LR74878


### PVC

Catalog Number	Trade Size	Unit Qty.	Std. Pkg.
1251-PVC	1/2"	5	50
1252-PVC	3/4"	5	50
1253-PVC	1"	---	20
1254-PVC	1 1/4"	---	10
1255-PVC	1 1/2"	---	5
1256-PVC	2"	---	5

## Entrance Caps - Set Screw Type



Set screw type entrance cap for rigid conduit or IMC.  
 1257-S thru 1260-S also listed for use with EMT.  
 1253-S thru 1255-S - comes with one screw.  
 1256-S thru 1260-S - comes with two screws.

 File No. E11259

### Aluminum / Phenolic Insulator

Catalog Number	Trade Size	Unit Qty.	Std. Pkg.
1253-S	1"	---	20
1254-S	1 1/4"	---	10
1255-S	1 1/2"	---	5
1256-S	2"	---	5
1257-S	2 1/2"	---	1
1258-S	3"	---	1
1259-S	3 1/2"	---	1
1260-S	4"	---	1

#### Entrance Cap Hole Sizes:

- 1253-S: 2 holes 7/16" dia., 3 holes 1/2" dia.
- 1254-S: 2 holes 7/16" dia., 3 holes 5/8" dia.
- 1255-S: 1 hole 7/16" dia., 2 holes 5/8" dia.,  
3 holes 3/4" dia.
- 1256-S: 1 hole 9/16" dia., 2 holes 3/4" dia.,  
3 holes 1" dia.
- 1257-S: 1 hole 1" dia., 3 holes 7/8" dia.,  
3 holes 1 5/16" dia.
- 1258-S: 3 holes 1 3/4" dia., 4 holes 1 1/8" dia.
- 1259-S: 3 holes 1 3/4" dia., 4 holes 1 1/8" dia.
- 1260-S: 2 holes 1 1/8" dia., 4 holes 1 3/4" dia.

# Service Entrance

## Mast Kits



Service entrance mast kits provide an assortment of mast components for installing overhead service drops. Use for both residential and commercial buildings that utilize conduit.

Catalog Number	Description Contents	Unit Qty.	Std. Pkg.
MK-10020	2" Service Entrance Kit (125-150-200 AMP) <ul style="list-style-type: none"><li>• Service Head (Cat 1256)</li><li>• Roof Flashing (Cat RF-200)</li><li>• Porcelain Wire Holder (Cat MWH-1)</li><li>• 2" Rigid Pipe Strap (2 pcs.) (Cat 1906)</li></ul>	---	1
MK-20025	2-1/2" Service Entrance Kit (125-150-200 Amp) <ul style="list-style-type: none"><li>• Service Head (Cat 1257-MT)</li><li>• Roof Flashing (Cat RF-250)</li><li>• Conduit Support (2 pcs)</li><li>• Porcelain Wire Holder (Cat MWH-1)</li></ul>	---	1
MK-20025R	2-1/2" Service Entrance Kit (125-150-200 Amp) <ul style="list-style-type: none"><li>• Service Head (Cat 1257-MT)</li><li>• Porcelain Wire Holder (Cat MWH-1)</li><li>• Roof Flashing (Cat RF-250)</li><li>• Conduit Support (2 pcs)</li><li>• Bottom Reducer</li></ul>	---	1

## Mogul Conduit Bodies





MLB-44 THROUGH MLB-46



MLB-47 THROUGH MLB-50

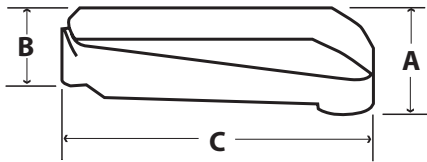
Allows larger access to the inside of a raceway for wire pulling.  
Raintight.

 File No. E11077

c  us File No. E11077: MLB-47 thru MLB-50


### Aluminum

Catalog Number	Trade Size	Unit Qty.	Std. Pkg.	Dim A	Dim B	Dim C
MLB-44	1 1/4"	---	5	3 1/2"	3"	9 1/2"
MLB-45	1 1/2"	---	2	5 1/8"	4"	14 1/2"
MLB-46	2"	---	2	5 1/8"	4"	14 1/2"
MLB-47	2 1/2"	---	1	10 1/2"	8 11/16"	22 3/4"
MLB-48	3"	---	1	10 1/2"	8 11/16"	22 3/4"
MLB-49	3 1/2"	---	1	12"	10"	29 1/8"
MLB-50	4"	---	1	12"	10"	29 1/8"




# Service Entrance

## Roof Flashings



RF-125 thru RF-250



RFN-125 thru RFN-400

Galvanized – for use with galvanized, plastic, or cast iron electrical service mast. Fits flats to 40°. Neoprene – for use with copper, cast iron, galvanized, or plastic pipe. Fits up to 45° angle, not recommended for hot-mopped or built-up roofs.

### Galvanized

Catalog Number	Trade Size	Unit Qty.	Std. Pkg.
RF-125	1 1/4"	---	25
RF-150	1 1/2"	---	25
RF-200	2"	---	25
RF-250	2 1/2"	---	25


### Neoprene

Catalog Number	Trade Size	Unit Qty.	Std. Pkg.
RFN-125	1 1/4" - 1 1/2"	---	12
RFN-200	2"	---	12
RFN-250	2 1/2"	---	12
RFN-300	3"	---	12
RFN-400	4"	---	12

## Porcelain Wire Holders

RWH-1: Reinforced type wire holder with 3/8" lag screw 2 1/2" long.

MWH-1: Clamp-on adjustable wire holder for 1 1/4", 1 1/2", 2", 2 1/2" and 3" service entrance mast.



### Porcelain

Catalog Number	Trade Size	Unit Qty.	Std. Pkg.
RWH-1	---	---	50
MWH-1	1 1/4" - 3"	---	20

## Wedge Grip Clamps

For reducing strain and sagging of overhead type ACSR service entrance cables. Place service entrance cable into shell, slide wedge forward and secure in place. Hook stainless steel bail onto lag, or similar mounting device, on building structure. Maximum load is 1000 lbs.



### Aluminum

Catalog Number	Trade Size	Unit Qty.	Std. Pkg.
WGC-1	6 - 4	25	100
WGC-2	4 - 1/0	10	40
WGC-3	2/0 - 4/0	10	40



## Service Entrance Kits

Service entrance kits provide an assortment of components for electrical service installation.



SE-KIT200

Catalog Number	Description	Unit Qty.	Std. Pkg.
SE-KIT100	100 Amp SE Cable Kit <ul style="list-style-type: none"> <li>• Service Head (1240-PVC)</li> <li>• Water Tight Connector (764-2N)</li> <li>• Duct Seal (DS-100)</li> <li>• Sill Plate (938-C)</li> <li>• (2) SE Connectors (674-DC2)</li> <li>• (12) 1 Hole Straps (882-SE)</li> <li>• (2) Ground Clamps (1308-DC)</li> <li>• (2) Ground Rod Clamps (GRC-63)</li> </ul>	---	1
SE-KIT200	200 Amp SE Cable Kit <ul style="list-style-type: none"> <li>• Service Head (1242)</li> <li>• Water Tight Connector (766-3)</li> <li>• Duct Seal (DS-100)</li> <li>• Sill Plate (940-C)</li> <li>• (2) SE Connectors (676-DC2)</li> <li>• (10) 2 Hole Straps (1884-SE)</li> <li>• (2) Ground Clamps (1308-DC)</li> <li>• (2) Ground Rod Clamps (GRC-63)</li> </ul>	---	1

## Insulator Support Beam Clamps



951



951-S

Single screw beam clamp insulator support with two threaded holes.

cUL<sub>us</sub> File No. E161206: 951 thru 954

### Malleable Iron

Catalog Number	Size	Tap Size (UNC)	Approx. Jaw Opening	Max Load Lbs.	Unit Qty.	Std. Pkg.
951	1"	1/4 - 20	3/4"	125	25	100
952	1 1/2"	5/16 - 18	11/16"	300	---	50
953	2"	3/8 - 16	7/8"	300	---	50
954	2 1/2"	1/2 - 13	1"	600	---	25

### Steel


Catalog Number	Size	Tap Size (UNC)	Approx. Jaw Opening	Max Load Lbs.	Unit Qty.	Std. Pkg.
951-S	1"	1/4 - 20	3/4"	75	25	100
953-S	2"	3/8 - 16	7/8"	200	---	50

## Knockout Insulating Bushings



Converts metallic box rough edged holes to smooth insulated holes for protection of electrical, voice, data and video cables.

 File No. LR24719

 File No. E240912: 9791 thru 9796


### Plastic Rated 105°C

Catalog Number	K.O.	K.O. Dia.	Unit Qty.	Std. Pkg.
9791	1/2"	.875"	100	1000
9792	3/4"	1.109"	100	1000
9793	1"	1.375"	50	500
9794	1 1/4"	1.734"	50	500
9795	1 1/2"	1.984"	25	250
9796	2"	2.469"	20	100
9797	2 1/2"	2.969"	20	100

## Stud Bushings



Protects wire insulation from abrasion in metal studs. Bushing allows smooth wire pulling. Used for all pre-punched shaped holes.

 File No. E11259

### Polypropylene

Catalog Number	Unit Qty.	Std. Pkg.
9882	50	500



## Bridle Rings



Steel bridle rings provide support for voice, data, or video cables. Open loop end allows easy insertion of cables. Machine thread style for use with beam clamps or other clamping devices. Wood style rings are threaded for easy assembly into pre-drilled holes.

**UL** File No. E161206: BRI-150, BRI-200, BRWI-150 & BRWI-200

### Zinc Plated Threaded Bridle Rings

Catalog Number	Trade Size	Thread	Unit Qty.	Std. Pkg.
BR-150	1 1/2"	1/4 - 20	---	100
BR-200	2"	1/4 - 20	---	100
BR-400	4"	1/4 - 20	---	50

### Zinc Plated Threaded Bridle Rings / Plastic Insulator

Catalog Number	Trade Size	Thread	Unit Qty.	Std. Pkg.
BRI-150	1 1/2"	1/4 - 20	---	50
BRI-200	2"	1/4 - 20	---	50

### Zinc Plated Bridle Rings For Wood

Catalog Number	Trade Size	Hole Size	Unit Qty.	Std. Pkg.
BRW-150	1 1/2"	1/8"	---	100
BRW-200	2"	1/8"	---	100

### Zinc Plated Bridle Rings For Wood / Plastic Insulator

Catalog Number	Trade Size	Hole Size	Unit Qty.	Std. Pkg.
BRWI-150	1 1/2"	1/8"	---	50
BRWI-200	2"	1/8"	---	50

## Electrical Box Extender / Insulator




BXE-100



BXE-300

For use with most metallic or nonmetallic electrical boxes to extend box face. Simply slide non-conductive extender into box to correct setbacks up to 1". May also be used as an insulating barrier between metallic box and device. Extender / Insulator does not require trimming and is completely hidden by faceplate. Complies with NEC Article 314.20. Patented.

Available in single gang BXE-100, duplex BXE-200 or round BXE-300 configurations.

 File No. E216710

### PVC

Catalog Number	Unit Qty.	Std. Pkg.
BXE-100	25	100
BXE-200	---	25
BXE-300	---	25

## Tubing and Coaxial Straps



Used to support tubing and coaxial cable to mounting surface.

### Zinc Plated Steel

Catalog Number	Trade Size	Unit Qty.	Std. Pkg.
CC-25	1/4"	100	1000
CC-31	5/16"	100	1000
CC-37	3/8"	100	1000

## Distribution Rings



For support of communication cables. May be mounted in horizontal or vertical position. Enclosed design. All rings have four mounting holes.

### Aluminum

Catalog Number	Trade Size	Mounting Screw Size	Unit Qty.	Std. Pkg.
DR-200	2"	No. 10	10	40
DR-300	3"	No. 10	10	20
DR-500	5"	No. 10	---	10

## Communications / Data Plate Mounting Bracket (Old Work)



Eliminates need for outlet box. Provides mounting base for securing communication or data line face plates. Mounts standard low voltage outlets and plates (Class 2 only). Hardware included.

### Zinc Plated Steel


Catalog Number	Unit Qty.	Std. Pkg.
LVB-1	10	100

## Cable Supports



NMCB-1

Positions and supports nonmetallic and AC/MC cables. Also suitable for use with low voltage cabling to 3/8" diameter. Furnished with (2) No. 8 screws for use on wood or steel stud. Complies with NEC Articles 300.4(D) and 320.23(B). Patented.

©  File No. E161206



NMCB-2

NMCB-2 is provided with a nail for use on wood studs or 3/4" thick furring strips to position nonmetallic sheath cable. Capable of positioning a nonmetallic cable in each of three rectangular slots. May also be used with low voltage cable. Low profile design and unique self-locking fingers prevent accidental removal of cables. Grooved nail for extra gripping with stud. Patented.

©  File No. E161206


## Polypropylene

Catalog Number	Cable Range		Unit Qty.	Std. Pkg.
	Min.	Max.		
NMCB-1	(6) 14/2	(6) 10/3 NM-B	25	100
	Or			
NMCB-2	(4) 14/2	(4) 12/2 AC/MC	25	100
	(1) 14/2	(1) 10/3 NM-B		
	Or			
	(2) 14/2	(2) 14/2 NM-B (in each slot)		

## Low Voltage Device Holders for New Work




NMLV-100F



NMLV-200F




NMLV-100B



NMLV-200B

NMLV-100F and NMLV-200F used on 3/4" thick furring strips, 2" x 4" wood or steel stud. Provided with 2 nails for use on 2" x 4" wood stud. Use No. 6 flat head screws for steel stud or 3/4" thick furring strip.

NMLV-100B and NMLV-200B used on 2" x 4" wood or steel stud with 1/2" or 3/4" EMT. Provided with 2 nails for use on 2" x 4" wood stud. Use No. 6 flat head screws for steel stud. Steel bracket will accommodate 1/2" or 3/4" EMT connector. Patented.


 File No. E11259

### PVC


Catalog Number	Trade Size	Unit Qty.	Std. Pkg.
NMLV-100B	Single Gang	5	50
NMLV-100F	Single Gang	10	100
NMLV-200B	Double Gang	5	50
NMLV-200F	Double Gang	5	50

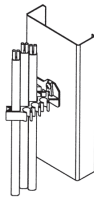


## Cable Stacker

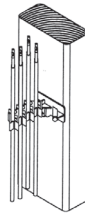


For use on steel or wood studs to support nonmetallic sheath, communication, and data cables. Furnished with nail for wood stud. Use No. 8 x 1/2" self-tapping sheet metal screw for steel stud. Complies with NEC Articles 300-4(D) and 320.23(B). Patented.

c  us File No. E161206



Metal Stud



Wood Stud

## Polypropylene

Catalog Number	Unit Qty.	Std. Pkg.
NMWH-43	25	100

### CABLE RANGES:

#### Data / Communication Cable

Oval Openings:	1 or 2	.06" to .20" diameter
	1	.20" to .32" diameter
Round Openings:	1	.16" to .50" diameter

#### Nonmetallic Sheath Cable

Oval Openings:	1 or 2	14/2 AWG
	1 or 2	12/2 AWG
	1	10/2 AWG
Round Openings:	1	14/3 AWG
	1	12/3 AWG
	1	10/3 AWG

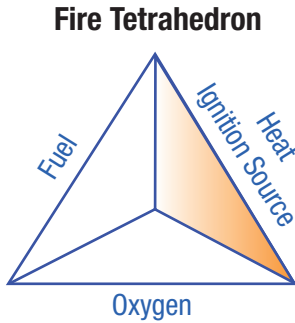
**Insulating Bushing**

EMT bushing insulates telephone, computer, video and other low voltage wiring from sharp edges of EMT. Complies with NEC Article 300-15(c).

**Polyethylene - 90°C**

Catalog Number	Trade Size	Unit Qty.	Std. Pkg.
TWB-51	1/2"	100	1000
TWB-52	3/4"	50	500
TWB-53	1"	25	250
TWB-54	1 1/4"	25	250
TWB-55	1 1/2"	---	100
TWB-56	2"	---	50
TWB-57	2 1/2"	---	25
TWB-58	3"	---	25
TWB-59	3 1/2"	---	25
TWB-60	4"	---	25

## Hazardous Location Fundamentals



### Hazardous Classified Locations

Classified areas are locations where flammable or combustible gases or vapors and materials may be present in the atmosphere or may accumulate on equipment. The presence of these materials may present a fire hazard if exposed to an ignition source.

### The National Electrical Code

The NFPA 70 National Electrical Code serves primarily as the standard for electrical installations in hazardous classified areas. The objective is to control electrical ignition sources in hazardous classified areas.

### NEC Articles for Hazardous Classified Locations

Art 500	General Requirements
Art 501	Class I – Gases, Vapors, Liquids
Art 502	Class II – Combustible dusts
Art 503	Class III – Fibers and Flyings
Art 504	Intrinsically safe Systems
Art 505	Class I, Zones 0, 1 & 2
Art 506	Dusts, Fibers, Flyings, Zones 20, 21, 22
Art 510-517	Specific Occupancies

For the Classification of Flammable Liquids, Gases, or Vapors and combustible Dusts, please reference *The National Fire Protection Association Standards, Hazardous (Classified) Locations for Electrical Installations in Chemical Process Areas*.

**National Fire Protection, NFPA 497** Flammable Gases, Liquids, or Vapors and **NFPA 499** Combustible Dusts

## Class I, II, III, Hazardous Locations

CLASSES	GROUPS
I Gasses, Vapors and Liquids (Art.501)	A: Acetylene B: Hydrogen, etc. C: Ether, etc. D: Hydrocarbons, fuels, solvents, etc.
II Dusts (Art.502)	E: Metal dusts (conductive, and explosive) F: Carbon dusts (some are conductive, and all are explosive) G: Flour, starch, grain, combustible plastic or chemical dust (explosive)
III Fibers and Flyings (Art.503)	Textiles, wood-working, etc. (easily ignitable, but not likely to be explosive)

## Hazardous Location Product Designs

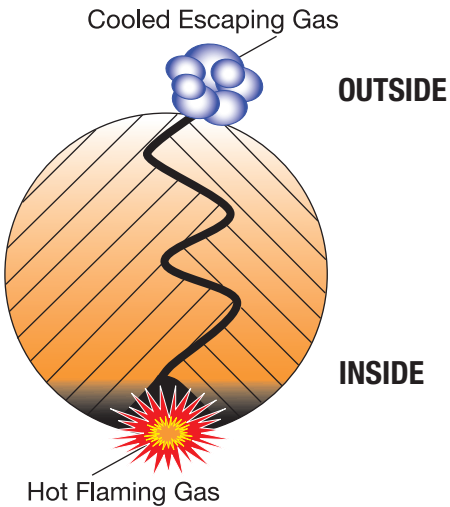
### Threaded Joints

The use of threaded joint construction allows for the gases to be vented and cooled. The hot flaming gases travel from inside the enclosure over the threads reducing the temperature and venting below the ignition point of the surrounding atmosphere.

### Purpose of Seals

Seals minimize the passage of gases and vapors, prevent the passage of flame and complete the explosion proof enclosure system.

DIVISION 1	DIVISION 2
Normally explosive and hazardous	Not normally present in an explosive concentration (but may accidentally exist)
Normally explosive and hazardous	Not normally present in an explosive concentration (but may accidentally exist)
Handled or used in manufacturing	Stored or handled in storage (exclusive of manufacturing)



# Hazardous Location

## Class I

All boxes and fittings in Class I, Division I must be **approved and marked** for its Class and Division. All threaded joints must have at least five threads fully engaged.

Bridgeport **EYS** and **EYS-N** sealing fittings are used to seal conduit in a hazardous location to minimize the passage of gases and vapors and prevent the passage of flames from one electrical installation to another thru the conduit or raceway.

### Typical Class I Applications

- Petrochemical plants
- Petroleum refining facilities
- Aircraft hangers
- Spray finishing areas
- Dry cleaning facilities
- Gas manufacturing facilities
- Gas pumping stations

### Class I, Division 1

Areas in which ignitable concentrates of flammable gases, liquids, vapors are present under normal operating conditions or may exist frequently because of repair or maintenance operations or because of leakage.

### Class I, Division 2

Areas in which ignitable concentrates of flammable gases, liquids, vapors are present under abnormal conditions such as accidental rupture of a container or closed system or abnormal ventilating equipment.

### Class I Groups

Class I gases and vapors are divided into four groups by the National Electrical Code, **A, B, C, and D (NFPA Standard 497)**.

## Conduit Sealing Class I

1) Entering Enclosures. Seals are required to be installed within 18 inches on any conduit system entering an enclosure which contains devices that may produce arcs, sparks, or high temperature that are considered to be an ignition source in normal operation. Where two enclosures are connected by a run of conduit not over three feet in length, a single seal located at the center of the conduit run is considered satisfactory. Only explosion proof unions, couplings, reducers, elbows, conduit bodies, and outlet boxes shall be permitted between the sealing fitting and the explosion-proof enclosure. **NEC Art 501.15 (A) (1)**

2) Seals shall be located within 18 inches of the enclosure or fitting on each conduit run 2 inch trade size or larger entering an enclosure or fitting that contains terminals, splices, or taps. **NEC Art 501.15 (A) (1)**

3) In Pressurized Enclosures each conduit entry into a pressurized enclosure where the conduit is not pressurized as part of the protection system. Conduit seals shall be installed within 18 inches from the pressurized enclosure. **NEC Art 501.15 (A) (1)**

4) Boundary Seals must be installed at boundaries between a Hazardous and Non-Hazardous area and between a Class I Div. 1 area and a Class I Div. 2 area. **NEC Art 501.15 (A) (4)**

## Flexible Connections

Where flexibility is needed, Flexible Metal Conduit with listed fittings, Liquidtight Flexible Metal Conduit with listed fittings, Liquidtight Flexible Nonmetallic Conduit with listed fittings, or Flexible cord listed for extra hard usage and provided with listed bushed fittings shall be used. **NEC Art 501.10 (B) (2)**

# Hazardous Location

## Class II

Class II locations are those that are hazardous because of the presence of combustible dust.

### Typical Class II Applications

Flour and feed mills  
Grain elevators and Silos  
Fireworks manufacturing facility  
Sugar and cocoa processing plants  
Magnesium and aluminum manufacturing facilities  
Coal handling facilities  
Confectionary producer  
Pharmaceutical plants  
Starch processing plants

### Class II, Division 1

In which combustible dust is in the air under normal operating conditions in quantities sufficient to produce explosive or ignitable mixture.

### Class II, Division 2

In which combustible dust is in the air under abnormal operating conditions in quantities sufficient to produce explosive or ignitable mixture or interfere with the safe dissipation of heat from electrical equipment or could be ignitable by abnormal operation or failure of electrical equipment.

### Class II Groups

Class II combustible dusts are divided into three groups by the National Electrical Code, **E, F, and G (NFPA Standard 499)**.

### Conduit Sealing in Class II

Where a raceway provides a path between an enclosure which is required to be dust-ignition proof and one which is not, suitable means must be installed to prevent the entrance of dust into the dust-ignition proof enclosure through the conduit or raceway.

**NEC Art 502.15**



## Flexible Connections

Where flexibility is needed, Flexible Metal Conduit with listed fittings, Liquid Tight Flexible Metal Conduit with listed fittings, Liquid Tight Flexible Nonmetallic Conduit with listed fittings, or Flexible cord listed for extra hard usage and provided with listed bushed fittings. Where flexible cords are used they shall comply with 502.140. **NEC Art 502.10 (A) (2)**

## Class III

Locations that are hazardous because of easily ignitable fibers or flyings are present, but in which such fibers or flyings are not likely to be in suspension in the air in quantities to produce ignitable mixtures. **NEC Art 500.5(E)**

## Typical Class III Applications

Textile mills  
Woodworking plants  
Cotton mills  
Flax processing plants  
Clothing manufacturing  
Thread and yarn mills

## Class III, Division 1

Areas where easily ignitable fibers/flings are handled, manufactured, or used.

## Class III, Division 2

Areas where easily ignitable fibers/flings are stored or handled, other than in process of manufacture.

## Boxes and Fittings

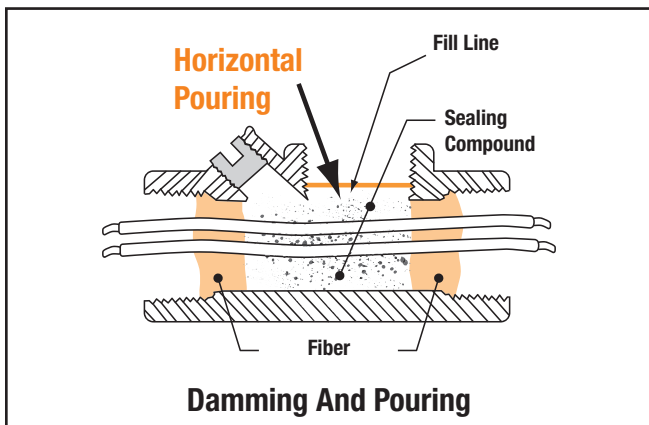
All boxes and fittings shall be Dust Tight. **NEC Art 503.10 (A) (1)**

## Flexible Connections

Where flexibility is needed, dust-tight flexible connectors, Liquid-tight Flexible Metal Conduit and Nonmetallic Conduit with listed fittings or flexible cord in compliance 503.140 shall be used.

**NEC Art 503.10 (A) (2)**

# Hazardous Location



## Application:

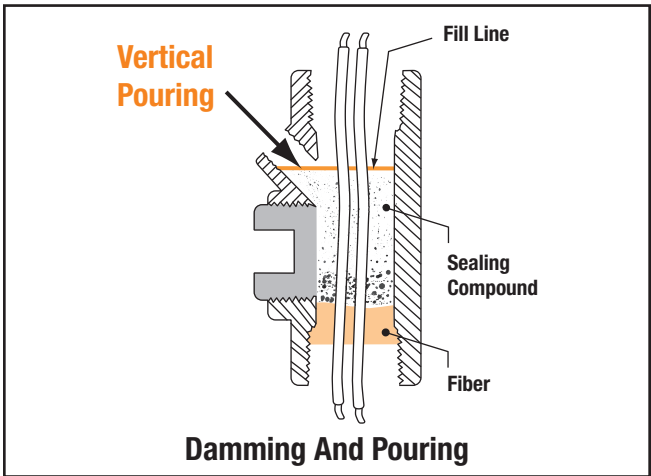
- Sealing compound is used to restrict the passage of gasses, vapors, or flames from traveling through the sealing fitting and prevent the passage of flames from one electrical installation to another through the conduit or raceway.
- Fiber is used to separate conductors from each other and from the sealing compound. The fiber then forms a dam within the sealing fittings that allows the poured sealing compound to harden in place.
- The sealing compound expands slightly to form a complete seal. Hermetic sealing compound (**CE-2571**) is listed for use with Bridgeport type **EYS** and **EYS-N** sealing fittings.
- Maximum number and size of THW conductor:

1/2"	7#18	1-1/4"	13#10
3/4"	10#16	1-1/2"	10#8
1"	10#14	2"	10#6

Based on 25% conductor fill

**Instructions:** Pack around conductors and mix contents perfectly before each use.

- Separate each conductor; with Bridgeport **FB-10** fiber pack around and between each conductor and wall of the fitting. The conductors must not touch one another nor touch the wall of the fitting.



- Add 1 part of cold water to 3 parts compound by volume, thoroughly stir and pour it into sealing fitting carefully using a stick to distribute through the pouring plugs. In the Vertical position, the compound is level with the last thread in the vertical pouring plug. Note: **Fill lines**. In a Horizontal position, the compound is covering the last two threads in the Horizontal pouring plug. Note: **Fill lines**. Be sure not to leave any air bubbles into the sealing compound. Close the plugs in the sealing fitting after pouring. Bridgeport sealing fittings are designed to meet the 5/8" min. thickness required by its listing and the NEC.  
**CAUTION:** Close the container lid firmly after each use. Carefully store the unused compound. Humid or moisture conditions, and impurities may produce a faulty seal.
- Do not mix the compound with water in amounts that cannot be used within 15 minutes, nor temperatures below 35° F (1.7°C). If the compound starts to set do not attempt to thin it by adding water or stirring, this procedure spoils the compound.
- The curing time varies with ambient temperature.  
For example: 68°F (20°C)-12 hours, 40°F (4.4°C)-72 hours.
- For Group A installations, sealing compound must be allowed 72 hours to cure.
- When fully cured the sealing compound is resistant to solvents, acids, water, and oil.

## Summary:

Regardless of the cause of a hazardous location, it is necessary that every precaution be taken to guard against ignition of the atmosphere. Electrical equipment can be a potential source of ignition through one of three ways:

1. Archs and sparks
2. High temperatures
3. Electrical equipment failure

Bridgeports Hazardous location products are designed and constructed to eliminate the potential for ignition of the atmosphere.

The *National Electrical Code* is the “Bible” of the Electrical Industry, and the primary source of reference for hazardous locations. The NEC is also the basis for OSHA standard 1926.407, Hazardous (Classified) Locations. There are several OSHA standards that require the installation of electrical wiring and equipment in hazardous (classified) locations according to the requirements of Subpart K, Electrical. The NEC should be consulted as a supplement to the OSHA standards for additional background information concerning hazardous locations.

## Vertical/Horizontal Sealing Fitting




EYS-0452N  
Male/Female



EYS-0452  
Female/Female

Used to seal conduits in vertical or horizontal runs to minimize the passage of gases and vapors and prevent the passage of flames. Threaded for rigid or IMC. NPT Tapered threads. 25% conductor fill. Epoxy coat finish. UL Listed for use with Bridgeport **CE-Sealing Compound**.

 File No. E198859

 Certified 105795

Class I, Division 1 and 2, Groups C, D

Class II, Groups E, F, G

Class III

### Die Cast Aluminum Copper-free (4/10 of 1%)

Catalog Number	Trade Size	Unit Qty.	Std. Pkg.
EYS-0452	1/2"	5	20
EYS-0453	3/4"	5	20
EYS-0550	1"	5	20
EYS-2633	1 1/4"	2	10
EYS-2634	1 1/2"	1	5
EYS-2635	2"	1	5
EYS-0452N	1/2"	5	20
EYS-0453N	3/4"	5	20
EYS-0550N	1"	5	20
EYS-2633N	1 1/4"	2	10
EYS-2634N	1 1/2"	1	5
EYS-2635N	2"	1	5

## Outlet Boxes



Type GRE



Type GRB



Type GRC



Type GRL



Type GRT



Type GRX




Type GRXZ

## Die Cast Aluminum Copper-free (4/10 of 1%)

Catalog Number	Description	Unit Qty.	Std. Pkg.
GRB-0445	1/2" 2-Hub Round Outlet Box	1	4
GRB-0446	3/4" 2-Hub Round Outlet Box	1	4
GRB-0584	1" 2-Hub Round Outlet Box	1	4
GRB-0597	1 1/4" 2-Hub Round Outlet Box	1	2
GRB-0600	1 1/2" 2-Hub Round Outlet Box	1	2
GRB-0605	2" 2-Hub Round Outlet Box	1	2
GRC-0443	1/2" 2-Hub Round Outlet Box	1	4
GRC-0444	3/4" 2-Hub Round Outlet Box	1	4
GRC-0556	1" 2-Hub Round Outlet Box	1	4
GRC-0589	1 1/4" 2-Hub Round Outlet Box	1	2
GRC-0561	1 1/2" 2-Hub Round Outlet Box	1	2
GRC-0580	2" 2-Hub Round Outlet Box	1	2
GRE-0447	1/2" 1-Hub Round Outlet Box	1	4
GRE-0448	3/4" 1-Hub Round Outlet Box	1	4
GRE-0582	1" 1-Hub Round Outlet Box	1	4
GRE-0587	1 1/4" 1-Hub Round Outlet Box	1	2
GRE-0598	1 1/2" 1-Hub Round Outlet Box	1	2
GRE-0603	2" 1-Hub Round Outlet Box	1	2
GRL-0439	1/2" 2-Hub Round Outlet Box	1	4
GRL-0440	3/4" 2-Hub Round Outlet Box	1	4
GRL-0546	1" 2-Hub Round Outlet Box	1	4
GRL-0591	1 1/4" 2-Hub Round Outlet Box	1	2
GRL-0558	1 1/2" 2-Hub Round Outlet Box	1	2
GRL-0576	2" 2-Hub Round Outlet Box	1	2

Used to provide access to conductors for pulling and maintenance. Allows connection of conduit straight runs, branch conduit runs, and bends. For rigid conduit. NPT Tapered threads. Epoxy coat finish.

 File No. E181329

 Certified 105795

Class I, Division 1 and 2, Groups C, D

Class II, Groups E, F, G

Class III

Type 3, 4, 7, 9


Catalog Number	Description	Unit Qty.	Std. Pkg.
GRT-0441	1/2" 3-Hub Round Outlet Box	1	4
GRT-0442	3/4" 3-Hub Round Outlet Box	1	4
GRT-0547	1" 2-Hub Round Outlet Box	1	4
GRT-0593	1 1/4" 3-Hub Round Outlet Box	1	2
GRT-0559	1 1/2" 3-Hub Round Outlet Box	1	2
GRT-0578	2" 3-Hub Round Outlet Box	1	2
GRX-0449	1/2" 4-Hub Round Outlet Box	1	4
GRX-0450	3/4" 4-Hub Round Outlet Box	1	4
GRX-0585	1" 4-Hub Round Outlet Box	1	4
GRX-0595	1 1/4" 4-Hub Round Outlet Box	1	2
GRX-0601	1 1/2" 4-Hub Round Outlet Box	1	2
GRX-0606	2" 4-Hub Round Outlet Box	1	2
GRXZ-0468	1/2" 5-Hub Round Outlet Box	1	4
GRXZ-0469	3/4" 5-Hub Round Outlet Box	1	4
GRXZ-0586	1" 5-Hub Round Outlet Box	1	4
GRXZ-0596	1 1/4" 5-Hub Round Outlet Box	1	2
GRXZ-0602	1 1/2" 5-Hub Round Outlet Box	1	2
GRXZ-0607	2" 5-Hub Round Outlet Box	1	2

## Die Cast Aluminum Unions



Used to join conduit, or conduit to enclosures or other devices without rotation of the conduit.

Allows access and removal of system components. Threaded for rigid or IMC. NPT tapered threads. Epoxy coat finish.

 File No. E198859

 Certified 105795

Class I, Groups C, D

Class II, Groups E, F, G

Class III

Type 3, 4, 7, 9

### Die Cast Aluminum Copper-free (4/10 of 1%)

Catalog Number	Trade Size	Unit Qty.	Std. Pkg.
TU-2992	1/2"	5	20
TU-2993	3/4"	5	20
TU-2994	1"	5	20
TU-2995	1 1/4"	2	10
TU-2996	1 1/2"	2	10
TU-2997	2"	1	5



## Steel Hazardous Location Unions




UNF-1S



UNY-1S

Used to join conduit to enclosures or other devices without rotation of the conduit. Allows access and removal of system components. Threaded for rigid or IMC. NPT tapered threads.

 File No. E312219

Class I, Division 1 and 2, Groups A, B, C, D

Class II, Groups E, F, G

Class III

Type 3, 4, 7, 9



### Zinc Plated Steel

Catalog Number	Trade Size	Unit Qty.	Std. Pkg.
UNF-1S	1/2"	5	20
UNF-2S	3/4"	5	20
UNF-3S	1"	5	20
UNY-1S	1/2"	5	20
UNY-2S	3/4"	5	20
UNY-3S	1"	5	20

## Threaded Insert Plugs



For use with hazardous location sealing fittings and outlet boxes to close up taped holes or hubs. Threaded NPT.

 File No. E198859  Certified 105795

Class I, Division 1 and 2, Groups C, D

Class II, Groups E, F, G

Class III


### Die Cast Aluminum Copper-free (4/10 of 1%)

Catalog Number	Trade Size	Unit Qty.	Std. Pkg.
TA-2943	1/2"	25	100
TA-2938	3/4"	25	100
TA-2937	1"	20	80
TA-2636	1 1/4"	20	80
TA-2637	1 1/2"	10	40
TA-2638	2"	10	40

## Steel Reducing Bushings



Use to reduce the size of a tapped hole or hub.  
NPT tapered threads.

 File No. E312219

Class I, Division 1 and 2, Groups A, B, C, D

Class II, Groups E, F, G

### Steel

Catalog Number	Description	Unit Qty.	Std. Pkg.
1161-HZ	3/4" x 1/2" Reducing Bushing	25	100
1162-HZ	1" x 1/2" Reducing Bushing	25	100
1163-HZ	1" x 3/4" Reducing Bushing	20	80
1164-HZ	1 1/4" x 1/2" Reducing Bushing	20	80
1165-HZ	1 1/4" x 3/4" Reducing Bushing	20	80
1166-HZ	1 1/4" x 1" Reducing Bushing	20	80
1167-HZ	1 1/2" x 1/2" Reducing Bushing	10	50
1168-HZ	1 1/2" x 3/4" Reducing Bushing	10	50
1169-HZ	1 1/2" x 1" Reducing Bushing	10	50
1170-HZ	1 1/2" x 1 1/4" Reducing Bushing	10	50
1171-HZ	2" x 1/2" Reducing Bushing	10	50
1172-HZ	2" x 3/4" Reducing Bushing	10	50
1173-HZ	2" x 1" Reducing Bushing	10	50
1174-HZ	2" x 1 1/4" Reducing Bushing	10	50
1175-HZ	2" x 1 1/2" Reducing Bushing	10	50

## Sealing Compound with Fiber Kit



Fiber is used to separate conductors from each other and from the sealing compound. The fiber then forms a dam within the sealing fittings that allows the poured sealing compound to harden in place. The sealing compound provides a seal between and around the conductors within the fittings. UL Listed for use with Bridgeport **EYS** and **EYS-N** series sealing fittings.

### Sealing Materials

Catalog Number	Unit Size	Qty.	Std. Pkg.
CE-2571	2.2 lb.	1	4

## Fiber



Fiber is used to separate conductors from each other and from the sealing compound. The fiber then forms a dam within the sealing fittings that allows the poured sealing compound to harden in place.

### Sealing Materials

Catalog Number	Unit Size	Qty.	Std. Pkg.
FB-10	3.52 oz.	1	4

# Specialty Products

## Jack Chain



701

703

Maximum safe load is 25 lbs.

Catalog 703 provided in convenient 300' bucket.

### Steel

Catalog Number	Size	Description	Std. Pkg.
701	#12	100' Spool	800'
703	#12	300' Bucket	300'

## "S" Hooks



Maximum safe load is 25 lbs.


### Steel

Catalog Number	Size	Unit Qty.	Std. Pkg.
705	1 1/4"	100	1000

## Safety Plates



Protects cable running through wooden studs from nails and screws.

 File No. E161206


### Galvanized Steel


Catalog Number	Unit Qty.	Std. Pkg.
732-SP	100	500

## Anti-Short Bushings “Redhead”



“Redheads” prevent damage to wire insulation when placed between the wire and armored sheath.

 File No. E11259

 Certified LR24719M5

## Polyethylene - 90°C


Catalog Number	Trade Size	AC/MC Cable Size	Flex Trade Size	Unit Qty.	Std. Qty.
1000	0	14/2, 14/3, 12/2	5/16"	50	7000
1001	1	14/4, 12/3, 6/1, 4/1	3/8"	50	3500
1002	2	12/4, 10/2, 10/3, 2/1	---	50	7000
1003	3	10/4, 8/2, 8/3, 1/1	1/2"	20	2000
1004	4	8/4, 6/2, 6/3 4/2, 4/3, 6/4	3/4"	20	1600
1005	5	---	1"	25	100
1006	6	---	1 1/4"	10	40
1007	7	---	1 1/2"	10	40
1008	8	---	2" - 2 1/2"	10	40

# Specialty Products

## Box Connectors



Used as a raceway between two boxes.

 File No. E11259

 File No. LR39354

### Zinc Die Cast

Catalog Number	Trade Size	Unit Qty.	Std. Pkg.
1191-DC2	1/2"	50	500

## Knockout Plugs



Steel



Plastic

To cap unused knockout holes in box or enclosure.

### Zinc Plated Steel

Catalog Number	Trade Size	Unit Qty.	Std. Pkg.
1691	1/2"	100	1000
1692	3/4"	100	1000
1693	1"	50	500
1694	1 1/4"	50	200
1695	1 1/2"	50	200
1696	2"	20	200


### Plastic

Catalog Number	Trade Size	Unit Qty.	Std. Pkg.
9891	1/2"	100	1000
9892	3/4"	100	1000
9893	1"	50	500
9894	1 1/4"	50	500
9895	1 1/2"	25	250
9896	2"	20	100

## Box Supports



Use to support FS box, outdoor lighting fixture, or similar devices, per NEC Article 370-23 requirements. Tapered threads (NPT) provide raintight seal. Simply assemble box support onto the box or fixture and fasten to steel rigid conduit or water pipe driven into the ground.

 File No. E161206: BS-050

### Zinc Die Cast

Catalog Number	Trade Size	Unit Qty.	Std. Pkg.
BS-050	1/2"	25	100
BS-075	3/4"	25	100

## Electrical Box Extender / Insulator




BXE-100



BXE-300

For use with most metallic or nonmetallic electrical boxes to extend box face. Simply slide non-conductive extender into box to correct setbacks up to 1". May also be used as an insulating barrier between metallic box and device. Extender / Insulator does not require trimming and is completely hidden by faceplate. Complies with NEC Article 314.20. Patented.

 File No. E216710


Available in single gang BXE-100, duplex BXE-200 or round BXE-300 configurations.

### PVC

Catalog Number	Trade Size	Std. Pkg.
BXE-100	25	100
BXE-200	---	25
BXE-300	---	25

# Specialty Products

## Dome Light Stations



Used to indicate the need for personal assistance in nursing homes, health care facilities, bathrooms and other areas where people frequent. Stations are provided with both red and white domes. Simply discard the dome that is not intended for use. Units are available with and without an audible buzzer in both 24VAC and 120VAC. They may be purchased as standalone stations or as call for aid packages. All units feature 2 internal lamps and a stainless steel faceplate.

c  us File No. E313390

Catalog Number	Description	Dome Color
CA-DL-24	24VAC dome light only	White or Red
CA-DL-120	120VAC dome light only	White or Red
CA-DLB-24	24VAC dome light with buzzer	White or Red
CA-DLB-120	120VAC dome light with buzzer	White or Red
CA-100-24	24VAC dome light, pull switch and transformer	White or Red
CA-100-120	120VAC dome light and pull switch	White or Red
CA-101-24	24VAC dome light with buzzer, pull switch and transformer	White or Red
CA-101-120	120VAC dome light with buzzer and pull switch	White or Red

## Pull Cord Station



Provides for emergency call activation by pulling the supplied nylon cord downward. The call is reset at the station by simply pushing the activation switch upward. The station mounts in a standard single gang box. The units' stainless steel faceplate is marked "Emergency Pull For Help". 6 amps at 125VAC. DPST Switch.

c  us File No. E313390


Catalog Number	Description	Mounting
CA-PS	Pull Cord Station	Single Gang Box



## Duct Seal



Used to seal around boxes, flashings and service entries. #1003 asbestos-free sealing compound is pliable, non-corrosive to metals and can be painted. For both indoor and outdoor use.

 File No. R14730

Catalog Number	Slug Size	Std. Pkg.
DS-100	1 lb.	50 Slugs
DS-500	5 lb.	10 Slugs

## Adjustable Door Openers



Designed for mortise installations in both wood and metal jamb doors. The units are mounted in place of the regular door strike and provide the security of remote lock operation. The door remains locked (Fail Secure) until the door opener is electrically activated by a contact device. For use with locksets having up to 5/8" (15.9mm) throw. For AC operation, use with a Bridgeport T-603 transformer.

Use in commercial and industrial buildings to provide controlled area access. Units feature either a chrome or brass faceplate and a chrome latch. Fits left or right hand doors. 1/8" adjustable latch. 500,000 life cycles. 900 lbs. holding force.

Catalog Number	Description	Amps	Finish
DS-101B	16-24VAC/DC	.19 - .32	Brass
DS-101C	16-24VAC/DC	.19 - .32	Chrome

# Specialty Products

## Firestop



A water-based, non-corrosive, non-toxic, odorless quality intumescent. The FS-1000 is rated 3000°F for 8 hours. Adheres to most construction materials including ceramics, composites, masonry, metal, plastic and wood. Can be safely removed with soap and water prior to curing. Paintable and sandable. Refer to [www.bptfittings.com](http://www.bptfittings.com) for installation instructions.

Classified by Underwriters Laboratories as a non-combustible product in compliance with zero flame and zero smoke index.

c  us File No. R25422

### Intumescent

Catalog Number	Cartridge Size	Unit Qty.	Std. Pkg.
FS-1000	10.5 fluid ounces	1	12

## Low Voltage Device Holders for New Work




NMLV-100F



NMLV-100B




NMLV-200F



NMLV-200B

NMLV-100F and NMLV-200F used on 3/4" thick furring strips, 2" x 4" wood or steel stud. Provided with 2 nails for use on 2" x 4" wood stud. Use No. 6 flat head screws for steel stud or 3/4" thick furring strip. NMLV-100B and NMLV-200B used on 2" x 4" wood or steel stud with 1/2" or 3/4" EMT. Provided with 2 nails for use on 2" x 4" wood stud. Use No. 6 flat head screws for steel stud. Steel bracket will accommodate 1/2" or 3/4" EMT connector. Patented.

 File No. E11259

### PVC

Catalog Number	Trade Size	Unit Qty.	Std. Pkg.
NMLV-100B	Single Gang	5	50
NMLV-100F	Single Gang	10	100
NMLV-200B	Double Gang	5	50
NMLV-200F	Double Gang	5	50

# Specialty Products

## Door Light Switches



All purpose electric door switches for use anywhere that lights are turned on and off automatically by the opening and closing of a door. Units may be wired either normally open or normally closed. The units are shipped normally closed. The switch mounts using the 3" (76mm) on center mounting holes.

Units may be used on sliding or on hinged doors. Typical applications include closet doors, walk-in refrigerators, vault and photo labs. Models available for standard or narrow construction; refer to [www.bptfittings.com](http://www.bptfittings.com) for dimensions.


 Listed.

Catalog Number	Description	Finish
PB-301	Standard Door Light Switch	Painted Brass
PB-301N	Narrow Construction Door Light Switch	Painted Brass

## Roof Flashings



RF-125 thru RF-250



RFN-125 thru RFN-400

Galvanized – for use with galvanized, plastic, or cast iron electrical service mast. Fits flats to 40°. Neoprene – for use with copper, cast iron, galvanized, or plastic pipe. Fits up to 45° angle, not recommended for hot-mopped or built-up roofs.

### Galvanized

Catalog Number	Cartridge Size	Unit Qty.	Std. Pkg.
RF-125	1 1/4"	----	25
RF-150	1 1/2"	----	25
RF-200	2"	----	25
RF-250	2 1/2"	----	25

### Neoprene

Catalog Number	Cartridge Size	Unit Qty.	Std. Pkg.
RFN-125	1 1/4" - 1 1/2"	----	12
RFN-200	2"	----	12
RFN-250	2 1/2"	----	12
RFN-300	3"	----	12
RFN-400	4"	----	12

# Specialty Products

## Swivel Fixture Hangers



SFS-75



SFR-75

Ball type swivel fixture covers for mounting pendant or fluorescent lighting fixtures to box. For lamps up to 50 lbs. maximum and 20° maximum swing from vertical. Tapped for use with 3/4" thread and furnished with 3/4" x 1/2" steel reducing bushing. Slotted cover holes for easy assembly to box. Malleable iron swivel, steel cover.

 File No. E235970

### 4" Square Box Cover

Catalog Number	Trade Size	Unit Qty.	Std. Pkg.
SFS-75	3/4"	1	10


### 4" Round or Octagonal Box Cover

Catalog Number	Trade Size	Unit Qty.	Std. Pkg.
SFR-75	3/4"	1	10

## Class 2 Signaling Transformers



T-601



T-602, T-603, T-604

Low cost, highly reliable transformers that provide convenient low voltage power for a variety of commercial, residential and industrial purposes. All primary leads are pre-stripped for quick connection. Units mount in a standard 1/2" (13mm) knockout or surface mount using the provided locknut or clamp. The T-601 uses a standard locknut. The T-602, T603 and T-604 use an integral clamp. These transformers may be safely mounted in both plastic and metal back boxes.

The T-601 is ideal for doorbells, chimes and other light duty applications. The T-602, T-603 and T-604 offer higher power for longer wire runs.

 Listed File No. E208949

 Certified

Catalog Number	Primary	Secondary	
		Volts	VA
T-601	120VAC	16	10
T-602	120VAC	8	10
		16	10
		24	20
T-603	120VAC	8	20
		16	20
		24	30
T-604	120VAC	24	40

# A Winning Product Formula

## Why Does Bridgeport Use Specific Zinc Alloys?

The basic raw material from which most Bridgeport cable and conduit fittings are manufactured is a zinc die casting alloy which is closely controlled by specification, certification, and outside analysis.

## Zinc Alloy Specifications

The basic specifications of Bridgeport's zinc alloys are found in ASTM B86. These primary alloys, designated as ZAMAK 7, ZAMAK 3, or ZA-12, are expressly specified by Bridgeport. We only use the highest purity zinc alloys to ensure the highest quality castings. (See Appendix VI)

The functional advantages of these particular alloys and their purity include increased dimensional stability and reduced inter-crystalline oxidation in our finished castings. In simple terms, it means that Bridgeport's fittings can adhere to tighter tolerances, and won't get brittle and crack no matter how long ago they were manufactured.







## Material Certifications

The certification of every delivery of alloy or raw material received by Bridgeport guarantees that all material used conforms to the required specification. (See Appendix V)

In the case of our zinc alloys, these certifications are made by our vendor in accordance with ASTM B86. Each batch is chemically analyzed using Emission Spectrochemical Analysis, and reported by the vendor's laboratory on a certification document that accompanies each delivery. These certifications are legal documents that warrant the chemical composition of the zinc alloy and ultimately help guarantee the quality of Bridgeport's zinc castings.

We also require certifications for other raw materials which are used in listed product. An example is UL Listed plastic components must be certified to pass the UL94V Flammability Specification Test.

These certifications are examined at several points before a delivery is accepted. Receiving, Quality Control, Die Casting, Purchasing, and Accounts Payable personnel all review the certifications.

# A Winning Product Formula

## STEEL vs. ZINC?

Steel has been used for years in the manufacture of many electrical products. Why would the best fittings not be made of steel? The answer lies in the performance requirements of conduit fittings. These standards are specified in UL 514B, and are based on the National Electrical Code. A properly designed and manufactured zinc alloy fitting can exceed the requirements of UL 514B, and offer several functional advantages besides a savings in installation cost. The perception that steel fittings will outperform similar type fittings manufactured from die cast zinc is untrue. In fact, just the opposite may be true.



During the listing process at Underwriters Laboratories, ALL fittings, regardless of material, are tested to the same stringent UL 514B standard to comply with application requirements of the National Electrical Code.

For example, ALL EMT connectors are subjected to the following tests:

- Method of assembly
- Screw torque test (set screw type) or Hex nut torque test (compression type)
- Metallic coating thickness test (steel only), Concrete-Tightness test (set screw type or compression type) or Rain-Tight test (compression type)
- Bend test and Pull test
- Electrical resistance test
- Ground fault current test
- EMT deformation test (set screw type only)

The same parameter test values are used throughout the UL testing procedure regardless of material. Some functional tests include set screw torque of 35 in-lbs.

# A Winning Product Formula

(160 in-lbs. for hex head screw), compression nut torque of 175 in-lbs. (1") to 1600 in-lbs. (2" and up), conduit pull test of 300 lbs. (1") to 1000 lbs. (2" and up), and current test of 1180 amperes for 4 seconds (1") to 5050 amperes for 9 seconds (3" and up).

In addition to similar performance characteristics, zinc die cast fittings are accepted by Federal Specifications A-A-50553, A-A-50552, A-A-50563, and ANSI/NEMA FB 1.

## Primary Benefits Of Die Cast Zinc Fittings

### 1. DIMENSIONAL CONSISTENCY

Perhaps the most important advantage is that of dimensional consistency. The high quality zinc alloys Bridgeport uses are unique in their ability to hold very close tolerances in our properly designed dies. A maximum variation of +/- .002" in a particular dimension from one casting to another is not unusual. Long-term consistency of this kind is difficult to achieve in steel.

### 2. CORROSION PROTECTION

An important advantage of zinc alloys over steel is its inherent corrosion protection. The NEC requires that all ferrous metal surfaces be protected with a coating, typically zinc plating. Zinc alloy fittings do not need protective coating because the protection goes all the way through. The corrosion resistance of Bridgeport's fittings is enhanced by a burnishing process, which is applied to each cast component immediately after the casting and trimming process. Burnishing closes the surface porosity, and gives Bridgeport's fittings their characteristic shine.


### 3. FUNCTIONAL ADVANTAGES

One of the most noted advantages of zinc fittings is with their ease of assembly with a locknut. Threading a zinc locknut onto a zinc connector is much easier than with the same assembly in steel. The reason lies in zinc's inherent surface smoothness and lubricity not found in steel or zinc-plated steel fittings. The result is a locknut that can easily be threaded onto a connector by feel and with little effort. One other functional advantage is the reduction in weight vs. a steel fitting. Pound for pound, die cast zinc is about 16% lighter than cold rolled steel. This translates into easier handling of inventory.

# A Winning Product Formula

## Bridgeport's Quality Control

Bridgeport uses only carefully selected high-grade raw materials – steel, malleable iron, aluminum or zinc – to meet the high standards of the company's manufacturing process. In addition, all purchased component parts must meet or exceed Bridgeport's engineering specifications and drawings. By adhering to these quality standards, Bridgeport can deliver the easy-to-install products that customers expect.



At Bridgeport, advanced inspection techniques are used to ensure the absolute quality and reliability that is built into every electrical product. Inspection begins with the receipt of purchased material and includes scheduled testing by trained

inspectors, as well as continuous in-process inspection by assemblers and machine operators. This critical process safeguards consistency in manufacturing.

Bridgeport's quality control system is based on MIL-Q-9858, and the inspection system is based on MIL-I-45208. Our goal is to have less than a 1% defect rate. We constantly monitor our internal manufacturing processes with regular inspections, including first and last piece, as well as in-process inspections. Our quality teams meet daily and weekly to discuss and rectify issues that result in non-conforming product. We track and monitor these production issues and ensure they are addressed. The end result is unsurpassed quality and value to our customers.

The key to making any quality product is to expertly control the materials, dimensions, and tolerances of every component involved. While we manufacture as much as possible in-house, some components are ultimately purchased from outside vendors. We find that vendors will often suggest ways to cut corners and save money. These suggestions are almost always rejected by Bridgeport, since the only primary design considerations are function and quality.

# A Winning Product Formula

Economic considerations are met by the volume resulting from the demand for our high quality product priced at a reasonable level.

In addition, Bridgeport minimizes the variable effect of outside sources by producing its own components whenever possible. Such items as fitting covers, locknuts, and compression rings are produced under the careful control of the same Bridgeport engineers who produce the castings. The result is a line of fittings that function perfectly together.

## Product Features Spotlight Screws



Screws are one of the most carefully controlled components used in the manufacture of Bridgeport's fittings. Each screw is individually specified by Engineering, depending upon the requirements of each application. After

specification, screw designs are sent to Purchasing for quotation and design refinements. Bridgeport's Tri-Drive screws are specifically designed to work with three different types of drivers: Phillips, Straight Blade, and Robertson (square). Each screw is coated with quality zinc plating. The result is a screw that can handle the rigors of today's automatic drivers in the field.



# A Winning Product Formula

## Zinc Locknuts

Locknuts are critical to the function of a fitting, yet many manufacturers offer the least expensive locknuts available – especially in zinc. Some offer a nut that has less than one complete thread to engage the fitting. Still, others use a very thin locknut that may never have been submitted to UL for listing with conduit.



# A Winning Product Formula

Bridgeport has a unique zinc locknut which is perfectly matched to the fitting in every size - perfectly matched because the thread of the locknut and the thread of the fitting are designed by Bridgeport's engineers, produced in Bridgeport's or other authorized factories, and inspected by Bridgeport's Quality Control specialists. The locknuts themselves are of excellent quality, listed by UL for use inside or outside a box, on fittings, and on some conduit sizes. The result of this attention to detail is a fitting that can be installed with a single spin of the nut, a small advantage, but a benefit multiplied by the many millions of fittings sold by Bridgeport each month.

When installing connectors to enclosures, NEC Article 250.96 requires effective bonding of the metallic raceway to the box or enclosure to maintain continuity and safely conduct ground fault current likely to be imposed. Additionally, non-conductive paint or similar coating must be removed at the locknut contact surface unless the fitting is designed to remove the coating during normal assembly.

During a fact-finding study conducted by UL, the observation was made that die cast zinc serrated locknuts, such as those manufactured by Bridgeport, have the ability to remove non-conductive coatings and safely maintain ground fault current. Other styles of die cast zinc locknuts, such as flat or "nibbed" types, had difficulty passing this UL testing.

All of Bridgeport's zinc die cast connectors feature reversible serrated zinc die cast locknuts, which provide increased coating penetration and gripping power. Precision cut threads and extra tightening lugs ease assembly.

To ensure proper removal of paint or coating from enclosure, install the connector into the opening, assemble locknut hand tight, and then tighten the locknut 1/4 additional turn. After assembly, look for shiny surfaces in between lugs on the enclosure where the paint or coating has been removed. Always use UL Listed connectors with Bridgeport's unique serrated, cut thread, die cast zinc locknut such as Bridgeport Cat. Nos. 101-DC through 110-DC.

# A Winning Product Formula

## Bridgeport's Design & Manufacturing Processes

Many of the processes and tools used in the manufacture of Bridgeport Fitting's products are proprietary. However, we have provided a brief overview below:

### Computer Aided Design (CAD)

Bridgeport's engineering department has standardized on the latest version of SolidWorks™ CAD software for all products and tooling design. In addition, we also maintain and use CadKey™, which was previously used to make older drawings.



SolidWorks™ allows Bridgeport to create 3D designs inside the computer. This helps the engineer to better visualize the design in ways that older 2D systems cannot provide. The result is a value engineered product capable of meeting all required specifications.

After a component is designed in CAD, engineering may use Rapid Prototyping (RP) technology to 'print' out precise, 3D, plastic parts to evaluate before tooling is made. These models are so accurate, engineering can actually test fit them with mating components to further validate designs.

Bridgeport's CAD files are then able to be exported to a Computer Aided Manufacturing (CAM) system, which is able to directly machine the tools that make production components. The equipment that is compatible with CAM is Bridgeport's Computer Numerical Control (CNC) Milling or Electro-Discharge Machining (EDM) equipment.



What this means is that Bridgeport's engineers and toolmakers have the latest tools and technologies to properly and expertly create high-quality and precision tooling, thereby allowing better development and evolution of product design.



# A Winning Product Formula

## In-House Tooling

Tools, dies, molds, and sophisticated automated production machines are produced in-house, by our own Tool and Die Department. Virtually every tooling element is routinely produced and maintained to the highest standards in the industry. Our expert tool and die makers maintain a large quantity of tools, including die cast molds, progressive stamping dies, automated fixturing, and assorted custom tooling.

Typical tolerances for finished castings are to within .003" or less, and tooling tolerances are often as small as to within .0005" for critical dimensions. In addition, our stamping dies are designed and maintained to prevent tool breakage and component issues. We have invested heavily in our CNC milling and lathe operations, as well as our CNC Wire and Electrode EDM equipment. This means that our tooling parts are more consistent and are easier to replace when worn.

## Automated Manufacturing

Once designed and built, Bridgeport tooling runs in some of the most modern and best-maintained equipment in the industry. Many of our diecast machines are fully automatic with computer process controls. Some castings are trimmed in a separate operation on



hydraulic presses to insure a clean parting line and virtually perfect external threads. Other castings are automatically trimmed in the casting machine, which shortens process time. Our state-of-the-art automatic assembly equipment tests all important fittings characteristics before assembly. These checks include screws driven to correct depth and torque, locknuts threaded near the shoulder of the fittings (to prevent coming loose during shipping), compression hex nuts properly assembled to body with gland ring in place, and smooth reaming and chamfering of fitting throats for ease in wire pulling.

# A Winning Product Formula

## Patents

Today, Bridgeport still continues to develop new and innovative products that are designed to save the customer time and money. Bridgeport has many products that are covered by one or more US Patents.

See [www.bptfittings.com](http://www.bptfittings.com) for a complete listing of patents.

## Trademarks

The following are trademarks of Bridgeport Fittings, Inc.:



Bridgeport Quality Conduit & Cable Fittings®

Bridgeport Switch®

Go Deep®

Mighty-Align®

Mighty-B®

Mighty-Bite™

Mighty-Bond®

Mighty-Hold®

Mighty-Merge®

Mighty-Move®

Mighty-Rite®

Mighty-Seal®

Push-EMT®

Red®


Regal®

Regal Fittings®

Regal Manufacturing®

Whipper-Snap®

# A Winning Product Formula



## Superior Finishes

After Bridgeport's extended manufacturing processes, zinc die-cast fittings are burnished to make the surface finish of the fittings brighter, to close surface porosity and enhance corrosion resistance, and to remove any scaling or discoloration. Using high-grade, stainless-steel media and special chemicals in the burnishing process, Bridgeport produces fittings with a quality luster that improves the surface finish and value.

The purpose is to reduce installation costs, and to increase installation quality for end users. Smoother and cleaner fittings assemble more easily and quickly, especially in bad weather. Wire pulling is never slowed down by a Bridgeport fitting.

Our steel component parts are zinc plated per ASTM B633 – Type I, Bright or Semi-Bright, and UL514B - 5.1.3.1, Table 17. We constantly monitor our zinc plating quality and thickness to insure a durable, high-performance, corrosion-resistant coating.

# A Winning Product Formula

## Daily Inspections

Most of Bridgeport's fittings are assembled and machined on highly automated production equipment, and each of these machines are purpose-designed and built by Bridgeport to conduct multiple inspections of the product being manufactured. Many thousands of automated inspections are made each day at the Bridgeport factory. As a result, customers are assured of the high quality of each Bridgeport fitting purchased.

## Craftmanship

Bridgeport is proud of its personnel. The demands of producing the best fittings available require that competent and well-trained people care about good workmanship.

## Packaging

Bridgeport assures our products get to market ready for installation by providing quality packaging second-to-none in the industry. Our heavy-duty, corrugated packaging, is designed for full product fill, is top loading for easy product access, and is shaped to maximize shelf space. All packaging is clearly labeled with application and certification data.



## Packaging Bar Codes

Bridgeport provides bar coding symbols on all of our shipping containers, which helps distributors speed up shipping, receiving, and inventory control.

Bridgeport follows identification guidelines set forth in 1987 by efforts of the National Electrical Manufacturers Allocation (NEMA), the National Electrical Manufacturers Representatives Association (NEMRA), and the National Association of Electrical Distributors (NAED). These standards employ the use of the UPC Shipping Container Symbol (Interleaved 2 of 5).

Bridgeport can send you the necessary information that relates to our bar code numbers, their descriptions, and package quantities.

# A Winning Product Formula

## Electrical Codes, Standards and Inspection Authorities

Bridgeport's products are conceived, engineered, manufactured, and inspected according to the recognized standards of the electrical industry. The Bridgeport catalog carries references by individual product to Underwriters Laboratories and Canadian Standards Association control numbers. Wherever listings are required by our customers, they are obtained and maintained. We also will obtain other listings which may be required for specific applications or geographic areas.



Bridgeport's product designs are continually reviewed for conformance to the latest National Electrical Code, UL, CSA, MIL-SPEC, and Federal Specification requirements. Our listed products often exceed standards established by these agencies.

Our involvement on many committees at Underwriters Laboratories, Canadian Standards Association, and NEMA confirms our commitment to manufacture quality products. When listings are required by our customers or end users, they will be obtained wherever possible. Requests for such listings should be directed to the Bridgeport factory or factory representatives.

# A Winning Product Formula



## Third Party Certification Listings

Currently, Bridgeport Fittings maintains listings at UL and CSA. However, we are not limited to certain marks, such as UL or CSA. NEC Articles 100.3(A&B), 90.7 & 100 defines product approval as being listed and labeled by a **third party**.

In fact, there are other certification organizations equally recognized and accepted. These testing and certification laboratories are included on a **Nationally Recognized Testing Laboratory** (NRTL) list. The NRTL program is part of the Occupational Safety and Health Administration's (OSHA) directive to ensure products are safe for use in the U.S. workplace. It recognizes the capabilities of private-sector testing organizations to determine whether a specific product meets safety standards developed by the American National Standards Institute (ANSI), Underwriters Laboratories (UL), American Society for Testing and Materials (ASTM), MIL-SPEC, and others.

# A Winning Product Formula



Each of the NRTL's is certified by OSHA to be able to provide testing services for one or more specifications (i.e. UL, ASTM, ANSI, NEMA, etc.). The current OSHA NRTL list and each lab's testing capabilities can be found at:

<http://www.osha.gov/dts/otpc/nrtl/index.html#nrtls>

Like the  UL and  CSA marks, other marks also indicate that our product has been independently tested by a NRTL, and that it has met the minimum requirements of widely accepted product safety standards (such as UL 514B). It also indicates that we have agreed to periodic follow-up inspections to verify continued compliance.

The following are examples of other approved NRTL's that Bridgeport may use:



# A Winning Product Formula


## How Do I Specify Bridgeport Fittings?

Many contractors and engineers ask us how to specify Bridgeport and make sure that's what is installed.

A general specification may read as follows:

*“FITTINGS: Metal conduit and EMT fittings shall be zinc-plated malleable iron, steel, aluminum, or zinc die cast as manufactured by Bridgeport Fittings, Inc. Connectors and couplings shall be threaded, set screw, or compression type, concrete-tight or rain-tight, when properly installed. Conduit bodies shall be malleable iron or aluminum, with cover gaskets when exposed to weather.”*

Other characteristics that set Bridgeport apart from other fittings include:

- Ball burnished finish on all die cast zinc components
-  logo appears on each fitting and/or box
- Steel parts are quality zinc plated for corrosion protection
- Zinc locknuts have precision machine-cut threads & serrated faces
- All set-screw products have staked screws
- Throat diameters are smooth with no sharp edges
- Quality materials are used for every component

For answers to specific product questions please contact Bridgeport's engineering department.

## Memberships and Credentials

Bridgeport Fittings, Inc. maintains membership in the National Electrical Manufacturers Association (NEMA) and actively participates in its efforts to develop and maintain high standards for the electrical industry. Bridgeport also has an active membership in the National Fire Prevention Association (NFPA) in order to support the writing and revision process of the National Electrical Code (NEC), and to make every effort to contribute to the value of the code as a safety standard. In addition, Bridgeport is active on the technical advisory committees of Underwriters Laboratories, Inc (UL) in order to contribute to the maintenance and fair application of a universal standard in the National Electrical Code.





# A Winning Product Formula

We welcome comments from users of Bridgeport's products whenever the need is felt to bring an issue to the attention of any of the organizations we are affiliated with. This kind of advocacy is part of the responsibility shared by all within the industry, and your input counts.

## RoHS Compliance & Environmental Statements

The directive on the **Restriction of the Use of Certain Hazardous Substances in Electrical and Electronic Equipment** (commonly referred to as the Restriction of Hazardous Substances Directive or RoHS) was adopted in February 2003 by the European Union. The RoHS directive took effect on July 1, 2006, and is required to be enforced and become law in each member state of the EU. This directive restricts the use of six hazardous materials in the manufacture of various types of electronic and electrical equipment. It is closely linked with the Waste Electrical and Electronic Equipment Directive (WEEE) which sets collection, recycling and recovery targets for electrical goods and is part of a legislative initiative to solve the problem of huge amounts of toxic e-waste.

The following substances are restricted by RoHS:

1. Lead
2. Mercury
3. Cadmium
4. Hexavalent chromium (chromium xxx or Cr6+)
5. Polybrominated biphenyls (PBB)
6. Polybrominated diphenyl ether (PBDE)

All of Bridgeport's products comply with the RoHS Directive. As a side note, many of our products are exempt from the RoHS Directive, as they are typically used in fixed industrial/commercial buildings and equipment.

Bridgeport Fittings, Inc. is committed to being environmentally responsible. We have obtained and maintain the proper permits, and have proper waste disposal processes and procedures in place to make sure we are compliant with all local, state, and federal environmental regulations. We also recycle our zinc scrap in house to reduce our impact on the environment.



Bridgeport Fittings, Inc. does not use any Ozone Depleting Substances in the manufacture of its products.

## HOW TO USE THIS GUIDE

This guide has been developed as an easy to use, technical reference for specifiers, contractors, and inspection authorities. It is intended for use as a guide in the selection of electrical fittings manufactured by Bridgeport Fittings, Inc. Do not use this manual as an interpretation of the National Electrical Code or local regulations. Always consult your local electrical inspector for requirements in your area.

Underwriters Laboratories, Canadian Standards Association, and Federal Specifications are current at time of publication, but are subject to change without prior notice. Current listings are noted on the smallest unit carton label. Look for the appropriate logo.

Due to ongoing product improvements or code changes, specifications and dimensions are subject to change without prior notice. For current product dimensions, consult our on-line catalog at [www.bptfittings.com](http://www.bptfittings.com), or contact us.

For further assistance regarding information included in this guide, please call our Engineering Department at 203.377.5944.

## DETAILED STANDARDS

The standards by which conduit fittings are manufactured are maintained on a current basis at the Bridgeport factory. (See Appendix IV)

All questions relating to the application of these standards are welcomed. Included are relevant Underwriters' laboratories standards, Federal Specifications, and ASTM and ANSI Standards. See Appendix I, II, & III to determine the applicability of appropriate CSA, UL, NEMA, and Federal Specifications identification, standard and file numbers.

## NEC REFERENCES

National Electrical Code articles are referenced here. Included are those parts pertaining directly to use of fittings supplied by Bridgeport, together with those parts pertaining to conduits and cables for which such fittings are designed.

If you or your specifying engineers have any further questions about the application or interpretation of the NEC installations involving Bridgeport fittings, please call Bridgeport's engineering department.

Occasionally, contractors can make use of factory personnel or other resources to permit the use or substitution of Bridgeport for a specified brand or material of construction. This may enable you to standardize floor and truck inventories in order to simplify material specification and inventory investment.

## DISSIMILAR METALS

The NEC requires, where applicable, dissimilar metals in contact anywhere in the system shall be avoided to eliminate the possibility of galvanic action (NEC Articles 110.14 & 250.70), Steel EMT, steel rigid conduit, steel straps and hangers, and steel outlet and junction boxes are almost universally plated or coated with zinc or other corrosion inhibitor. Wherever Bridgeport's fittings come in contact with these raceway components, similar metals are touching, since the fittings themselves are constructed of zinc or have zinc-plated steel parts. Use of our products in the application for which they are designed, will be compliant to this requirement.

## APPENDIX I

## Listing File Numbers

### CATEGORY

Armored Cable Connectors, Type AC  
 Armored Cable Connectors, Type AC Certified for Canada  
 Caulking and Sealants Certified for Canada  
 Caulkings and Sealants  
 Conduit and Cable Hardware  
 Conduit and Cable Hardware Certified for Canada  
 Conduit Fittings  
 Conduit Fittings Certified for Canada  
 Conduit Fittings Certified for Canada  
 Conduit Fittings for Use in Hazardous Locations  
 Electrical Metallic Tubing Fittings  
 Electrical Metallic Tubing Fittings Certified for Canada  
 Metal-clad Cable Connectors, Type MC  
 Metallic Outlet Boxes  
 Metallic Outlet Boxes Certified for Canada  
 Nonmetallic-sheathed Cable Connectors  
 Optical Fiber/Communications/Signaling/Coaxial Cable Outlet Boxes  
 Optical Fiber/Communications/Signaling/Coaxial Cable Outlet Boxes  
 Certified for Canada  
 Outlet Bushings and Fittings  
 Outlet Bushings and Fittings Certified for Canada  
 Tape, General Use  
 Transformers, Class 2 and Class 3  
 Visual-signal Appliances  
 Visual-signal Appliances  
 Visual-signal Appliances Certified for Canada  
 Visual-signal Appliances Certified for Canada  
 Wire Connectors and Soldering Lugs

## APPENDIX II

## Listing File Numbers

### Class Class Description

9052-01 INSULATING DEVICES AND MATERIALS-Bushings  
 4412-01 OUTLET BOXES AND FITTINGS-Bushings, Fittings  
 4412-02 CONDUIT FITTINGS-Fittings For Metal Conduit  
 4412-03 CONDUIT FITTINGS - Fittings For-Nonmetallic Conduit  
 4414-01 FITTINGS-Armored Cable  
 4414-03 FITTINGS-Electrical Metallic Tubing (EMT) - Steel  
 4414-05 FITTINGS-Nonmetallic Sheathed Cable  
 4414-08 FITTINGS-Cable - Hardware  
 4415-01 STAPLES AND STRAPS-Armored Cable  
 4415-02 STAPLES AND STRAPS-Conduit  
 4415-04 STAPLES AND STRAPS-Electrical Metallic Tubing (EMT)  
 9085-01 AUTHORIZED PACKAGERS OF CSA CERTIFIED PRODUCTS-  
 4412-02 CONDUIT FITTINGS-Fittings For Metal Conduit  
 4415-02 STAPLES AND STRAPS-Conduit  
 4412-02 CONDUIT FITTINGS-Fittings For Metal Conduit  
 4414-05 FITTINGS-Nonmetallic Sheathed Cable  
 4418-02 OUTLET BOXES AND FITTINGS-Boxes - For Hazardous Locations  
 4418-03 CONDUIT FITTINGS-Fittings - For Hazardous Locations

## APPENDIX III Bridgeport products listed by Underwriters

### Product Group UL Standard

Product Group	UL Standard
Rigid & IMC Conduit Bodies	UL-514A
Rigid & IMC Conduit Fittings	UL-514B
EMT Fittings	UL-514B
Liquid Tight Fittings	UL-514B
Portable Cord Fittings	UL-514B
Flexible Metal & AC/MC	UL-514B
Cable Fittings	
Nonmetallic Cable Fittings	UL-514B
Grounding Fittings	UL-467
Service Entrance Fittings	UL-514B

## FILE No.

E20534  
 E20534  
 R25422  
 R25422  
 E161206  
 E161206  
 E191572  
 E24001  
 E191572  
 E312219  
 E24001  
 E24001  
 E191676  
 E11077  
 E11077  
 E11698  
 E302367  
 E302367

E11259  
 E11259  
 R14730  
 E308949  
 E312242  
 E305841  
 E312242  
 E305841

## File Number

71053  
 039354\_0\_000  
 039354\_0\_000  
 039354\_0\_000  
 039354\_0\_000  
 039354\_0\_000  
 039354\_0\_000  
 039354\_0\_000  
 039354\_0\_000  
 039354\_0\_000  
 039354\_0\_000  
 052255\_0\_000  
 702847  
 702847  
 74878  
 74878  
 237741  
 237741

Laboratories & CSA comply with the following specifications:

CSA Standard	NEMA Standard	Federal Specification
C22.2 18.3-04	FB-1	A-A-50563
C22.2 18.3-04	FB-1	A-A-50553
C22.2 18.3-04	FB-1	A-A-50553
C22.2 18.3-04	FB-1	A-A-50552
C22.2 18.3-04	FB-1	A-A-50552
C22.2 18.3-04	FB-1	A-A-50552
C22.2 18.3-04	FB-1	A-A-50552
C22.2 18.3-04	FB-1	A-A-50552
C22.2 18.3-04	FB-1	A-A-50552
C22.2 18.3-04	FB-1	A-A-50563

# Technical Guide

## APPENDIX IV

Summary of current technical standards maintained on file by Bridgeport Fittings engineering department\*:

<b>Governing Body</b>	<b>Standard No.</b>
American National Standards Institute (ANSI)	Z540 NEMA FB 1 ANSI Z1.4-A971
American Society for Testing and Materials (ASTM)	ASTM B86 ASTM B117 ASTM B240 ASTM B633
Canadian Standards Association (CSA)	C22.2 No. 0 C22.2 No. 18 C22.2 No. 25 C22.2 No. 30

<b>Governing Body</b>	<b>Standard No.</b>
Underwriters Laboratories, Inc. (UL)	UL 1 UL 3 UL 4 UL 6 UL 62 UL 94V UL 360 UL 467 UL 486A UL 486B UL 514A UL 514B UL 514C UL 651 UL 651A UL 719 UL 746A UL 746B UL 746C UL 746D UL 797 UL 869 UL 870 UL 886
United States of America Federal Specifications	A-A-50552 A-A-50553 A-A-50563
United States of America Military Specifications	MIL-Q-9858 MIL-I-45208 MIL-C-45662

\* If required, other standards may be obtained as needed.

## APPENDIX V

### Bridgeport Fittings, Inc. Other Raw Material Specifications

#### Steel, SAE 1050 Series (Fittings, covers, brackets, straps)

---

##### Mechanical Properties

Tensile Strength, Yield (PSI)	45000-90000
Elongation Ultimate %	0-39
Hardness (Rockwell) (varies by temper)	B55 to B90

#### Plastic, Polypropylene (Insulating Bushings, Metaliners, Insulators, Lock-A-Liners)

---

##### Mechanical Properties

Tensile Strength, Yield (PSI)	3600-4200
Elongation Ultimate %	3-15
Impact Strength Izod, Notched (Ft.-Lb./In.)	2.2
Hardness	R60-R105

#### Plastic, Polypropylene, High Density (Liquid Tight Gland Seals and Pull Caps)

---

##### Mechanical Properties

Tensile Strength, Yield (PSI)	3400-3800
Elongation Ultimate %	600-900
Impact Strength Izod, Notched (Ft.-Lb./In.)	1.2-2.0
Hardness	D60-70

#### Plastic, Polypropylene, Medium Density (Liquid Tight Knockout Gaskets, Anti-Short Bushings)

---

##### Mechanical Properties

Tensile Strength, Yield (PSI)	2000
Elongation Ultimate %	200
Impact Strength Izod, Notched (Ft.-Lb./In.)	----
Hardness	D55

#### Plastic, Electrical Grade Rigid PVC (Box Extenders, device holders)

---

##### Mechanical Properties

##### ASTM Method

Tensile Strength, PSI	6200	D638
Ultimate Elongation, %	150	D638
Flexural Strength, PSI	11900	D790
Flexural Modulus, PSI	435000	D790
Heat Deflection Temp. (1/8" Un-annealed)	158°F(70°C)	D648

## APPENDIX VI

### Bridgeport Fittings, Inc. Casting Alloy Material Specifications

#### Die Cast Zinc, Alloy #7 (ZAMAK)

#### Mechanical Properties (as cast)

---

Tensile Strength, PSI	41000
Impact Strength - Ft./Lbs. Charpy	40
Brinell Hardness, 500kg 20mm 30 sec	76
Elongation in 2", %	14
Shear Strength, PSI	31000
Compressive Strength	60000
Mod. of Rupture, PSI	95000

#### Physical Properties

---

Melting Point (°F)	728
Density (Lbs./Cu. In.)	.240
Coefficient of Thermal Expansion (uIn./In. x 10 - 6 Deg. F)	15.2
Specific Conductivity	.10
Thermal Conductivity (Cal./Sec. Sq.-Cm./Degrees C)	.27
Elec.Conductivity,%Cu Std.	26

#### Chemical Compositions %

---

Al	3.5 - 4.3
Mg	.005 - .020
Cu Max.	.25
Fe Max.	.075
Pb Max.	.003
Cd. Max	.002
Sn Max.	.001
Ni	.005 - .020
Zn*	Remainder

\*99.99+ % Purity

Note: Zinc base alloy ingot for die casting may contain nickel, chromium, silicon, and manganese in amounts up to their solubility (0.02%, 0.02%, 0.035%, and about 0.5% respectively) at the freezing temperature.

No harmful effects have ever been noted due to the presence of these elements in these concentrations, and therefore analyses are not required for these elements.



## Die Cast Zinc, Alloy #3 (ZAMAK)

### Mechanical Properties (as cast)

---

Tensile Strength, PSI	41000
Impact Strength - Ft./Lbs. Charpy	40
Brinell Hardness, 500kg 20mm 30 sec	76
Elongation in 2", %	14
Shear Strength, PSI	31000
Compressive Strength	60000
Mod. of Rupture, PSI	95000

### Physical Properties

---

Melting Point (°F)	728
Density (Lbs./Cu. In.)	.240
Coefficient of Thermal Expansion (uln./In. x 10 - 6 Deg. F)	15.2
Specific Conductivity	.10
Thermal Conductivity (Cal./Sec. Sq.-Cm./Degrees C)	.27
Elec. Conductivity, %Cu Std.	26

### Chemical Compositions %

---

Al	3.5 - 4.3
Mg	.020 - .05
Cu Max.	.25
Fe Max.	.10
Pb Max.	.005
Cd. Max	.004
Sn Max.	.003
Ni	-
Zn*	Remainder

\*99.99+ % Purity

Note: Zinc base alloy ingot for die casting may contain nickel, chromium, silicon, and manganese in amounts up to their solubility (0.02%, 0.02%, 0.035%, and about 0.5% respectively) at the freezing temperature.

No harmful effects have ever been noted due to the presence of these elements in these concentrations, and therefore analyses are not required for these elements.

## APPENDIX VI (continued)

### Sand Cast Zinc, Alloy ZA-12

#### Mechanical Properties (as cast)

---

Tensile Strength, PSI	40000-45000
Yield Strength .2% Offset, PSI	3000
Elongation in 2", %	1-3
Brinell Hardness	92-96

#### Physical Properties

---

Melting Point (°F)	710-810
Density (Lbs./Cu. In.)	.218
Elec. Conductivity (% IACS)	25

#### Chemical Compositions %

---

Al	11
Mg	.02
Cu	.75
Zn	Remainder

### Die Cast Aluminum, Alloy 380

#### Mechanical Properties (as cast)

---

Tensile Strength, PSI	46000
Yield Strength, PSI	23000
Elongation in 2", %	2.5
Brinell Hardness	80

#### Physical Properties

---

Solid temperature Range, (°F)	1000-1100
Density (Lbs./Cu. In.)	.098
Electrical Conductivity (% IACS)	23

#### Chemical Compositions %

---

Si	7.5-9.5
Cu	3.0-4.0
Mg Max.	0.10
Zn Max.	3.0
Fe Max.	2.0
Mn Max.	0.50
Al	Remainder

## Sand Cast Malleable Iron, Ferritic

### Mechanical Properties (as cast)

---

Min. Tensile Strength, PSI	50000
Min. Yield Strength, PSI	32000
Min. Elongation in 2", %	10
Brinell Hardness	156

### Standards

---

ASTM Spec. A-47-77	Grade 32510
SAE Spec. J158	Grade M3210

## Sand Cast Ductile Iron

### Mechanical Properties (as cast)

---

Min. Tensile Strength, PSI	60000
Min. Yield Strength, PSI	40000
Min. Elongation in 2", %	18

### Standards

---

ASTM A536-80	Grade 32510
MIL-I-11466	Class 6

## Sand Cast Yellow Brass

### Mechanical Properties (as cast)

---

Min. Tensile Strength, PSI	38000
Min. Yield Strength, PSI	–
Min. Elongation in 2", %	17

### Standards

---

Commercial Grade

## Sand Cast Red Brass (Bronze)

### Mechanical Properties (as cast)

---

Min. Tensile Strength, PSI	37000
Min. Yield Strength, PSI	–
Min. Elongation in 2", %	17

### Standards

---

ASTM B-62-52, B-145-52-4A  
 MIL-B-16444  
 SAE 40

# Technical Guide

## APPENDIX VII

### UL 797, Recommended Dimensions For EMT Conduit

Trade Size	O.D.		I.D.
	Min.	Max.	
1/2"	.701"	.711"	.622"
3/4"	.917"	.927"	.824"
1"	1.158"	1.168"	1.049"
1 1/4"	1.505"	1.515"	1.380"
1 1/2"	1.735"	1.745"	1.610"
2"	2.192"	2.202"	2.067"
2 1/2"	2.865"	2.885"	2.731"
3"	3.485"	3.515"	3.356"
3 1/2"	3.980"	4.020"	3.834"
4"	4.480"	4.520"	4.334"

### UL 6, Recommended Dimensions For Rigid Conduit

Trade Size	Threads Per Inch	O.D.	I.D.
1/2"	14	.840"	.622"
3/4"	14	1.050"	.824"
1"	11-1/2	1.315"	1.049"
1 1/4"	11-1/2	1.660"	1.380"
1 1/2"	11-1/2	1.900"	1.610"
2"	11-1/2	2.375"	2.067"
2 1/2"	8	2.875"	2.469"
3"	8	3.500"	3.068"
3 1/2"	8	4.000"	3.548"
4"	8	4.500"	4.026"
5"	8	5.563"	5.047"
6"	8	6.635"	6.065"

## UL1, Recommended Dimensions For Flexible Metal Conduit

Trade Size	O.D.		I.D.	
	Min.	Max.	Min.	Max.
3/8"	.560"	.610"	.375"	.393"
1/2"	.860"	.920"	.625"	.645"
3/4"	1.045"	1.105"	.812"	.835"
1"	1.300"	1.380"	1.000"	1.040"
1 1/4"	1.550"	1.630"	1.250"	1.300"
1 1/2"	1.850"	1.950"	1.500"	1.575"
2"	2.350"	2.450"	2.000"	2.080"
2 1/2"	2.860"	3.060"	2.500"	-----
3"	3.360"	3.560"	3.000"	-----
3 1/2"	3.860"	4.060"	3.500"	-----
4"	4.360"	4.560"	4.000"	-----

## UL 360, Recommended Dimensions For Liquid Tight Flexible Steel Conduit

Trade Size	O.D.		I.D.	
	Min.	Max.	Min.	Max.
3/8"	.690"	.710"	.484"	.504"
1/2"	.820"	.840"	.622"	.642"
3/4"	1.030"	1.050"	.820"	.840"
1"	1.290"	1.315"	1.041"	1.066"
1 1/4"	1.630"	1.660"	1.380"	1.410"
1 1/2"	1.865"	1.900"	1.575"	1.600"
2"	2.340"	2.375"	2.020"	2.045"
2 1/2"	2.840"	2.875"	2.480"	2.505"
3"	3.460"	3.500"	3.070"	3.100"
3 1/2"	3.960"	4.000"	3.500"	3.540"
4"	4.460"	4.500"	4.000"	4.040"

## APPENDIX VIII

### Die Cast Aluminum Conduit Bodies

Trade Size	Maximum Number of Conductors					
	LB	C	LL	LR	T	LLR
1/2"	N/A	N/A	N/A	N/A	N/A	–
3/4"	6 AWG	6 AWG	6 AWG	6 AWG	6 AWG	–
1"	3 - 4 AWG	3 - 4 AWG	3 - 4 AWG	3 - 4 AWG	3 - 4 AWG	3 - 4 AWG
1 1/4"	3 - 2 AWG	3 - 2 AWG	3 - 2 AWG	3 - 2 AWG	3 - 2 AWG	3 - 2 AWG
1 1/2"	3 - 1/0 AWG	3 - 1/0 AWG	3 - 1/0 AWG	3 - 1/0 AWG	3 - 2 AWG	3 - 1/0 AWG
2"	3 - 4/0 AWG	3 - 2/0 AWG	3 - 4/0 AWG	3 - 4/0 AWG	3 - 4/0 AWG	3 - 3/0 AWG
2 1/2"	300 MCM	3 - 250 MCM	3 - 250 MCM	3 - 250 MCM	3 - 2/0 AWG	–
3"	350 MCM	3 - 250 MCM	3 - 250 MCM	3 - 250 MCM	3 - 250 MCM	–
3 1/2"	3 - 400 MCM	3 - 250 MCM	3 - 250 MCM	3 - 250 MCM	3 - 250 MCM	–
4"	3 - 400 MCM	3 - 250 MCM	3 - 250 MCM	3 - 250 MCM	3 - 250 MCM	–

Trade Size	Volume in Cu. In.					
	LB	C	LL	LR	T	LLR
1/2"	4.25	4.25	4.25	4.25	4.25	5.5
3/4"	7.2	7.2	7.2	7.2	7.2	9.0
1"	10.8	10.8	10.8	10.8	10.8	15.0
1 1/4"	30.5	30.5	30.5	30.5	30.5	39.5
1 1/2"	30.5	30.5	30.5	30.5	30.5	40.8
2"	70.7	70.7	70.7	70.7	70.7	88.5
2 1/2"	152.5	157.4	157.4	157.4	157.4	–
3"	152.5	179.8	179.8	179.8	179.8	–
3 1/2"	311.8	323.0	323.0	323.0	323.0	–
4"	311.8	323.0	323.0	323.0	323.0	–

## Malleable Iron Conduit Bodies

Trade Size	Maximum Number of Conductors				
	LB	C	LL	LR	T
1/2"	N/A	N/A	N/A	N/A	N/A
3/4"	3 - 6 AWG	3 - 6 AWG	3 - 6 AWG	3 - 6 AWG	3 - 6 AWG
1"	3 - 4 AWG	3 - 4 AWG	3 - 4 AWG	3 - 4 AWG	3 - 4 AWG
1 1/4"	3 - 2 AWG	3 - 2 AWG	3 - 2 AWG	3 - 2 AWG	3 - 2 AWG
1 1/2"	3 - 1/0 AWG	3 - 1/0 AWG	3 - 1/0 AWG	3 - 1/0 AWG	3 - 1 AWG
2"	3 - 3/0 AWG	3 - 4/0 AWG	3 - 4/0 AWG	3 - 4/0 AWG	3 - 2/0 AWG
2 1/2"	3 - 250 MCM	3 - 300 MCM	3 - 300 MCM	3 - 300 MCM	3 - 4/0 AWG
3"	3 - 250 MCM	3 - 350 MCM	3 - 350 MCM	3 - 350 MCM	3 - 4/0 AWG
3 1/2"	3 - 350 MCM	3 - 350 MCM	3 - 350 MCM	3 - 500 MCM	3 - 350 MCM
4"	3 - 350 MCM	3 - 350 MCM	3 - 350 MCM	3 - 500 MCM	3 - 350 MCM

Trade Size	Volume in Cu. In.				
	LB	C	LL	LR	T
1/2"	4.5	4.5	4.5	4.5	6.0
3/4"	7.5	7.5	7.5	7.5	9.5
1"	12.5	12.5	12.5	12.5	15.0
1 1/4"	32.3	32.3	32.3	32.3	33.0
1 1/2"	35.3	35.3	35.3	35.3	36.0
2"	73.0	73.0	73.0	73.0	75.0
2 1/2"	138.0	138.0	138.0	138.0	138.0
3"	170.0	170.0	170.0	170.0	170.0
3 1/2"	300.0	300.0	300.0	300.0	300.0
4"	328.0	328.0	328.0	328.0	328.0

# Technical Guide

## APPENDIX IX

### Connector Compatibility

Cable Fitting	Enclosure Opening K.O. Size	Cable Outer Diameter (O.D.) Range	Cable Types Listed To: Note: Includes Steel and Aluminum
280-DCX	1/2"	.43 - .61	AC/MC/MCI-A
280SP	1/2"	.43 - .61	AC/MC/MCI-A
38ADS	1/2"	.40-.63	AC/MC/MCI-A
38ACDS	1/2"	.40-.63	AC/MC/MCI-A
3838ASP	1/2"	.38 - .59	AC/MC/MCI-A
3838SP	1/2"	.38 - .59	AC/MC/MCI-A
403-DC2	1/2"	.56 - .61	AC/MC
403-I	1/2"	.48 - .86	AC/MC/MCI-A
407-DC2	1/2"	.86 - .92	AC
407-DCI2	1/2"	.86 - .92	AC
407-DC2G	1/2"	.86 - .92	AC
4057-DC	3/4"	.43 - .61	AC/MC/MCI-A
4058-DC	3/4"	.43 - .61	AC/MC/MCI-A
4157-DC	3/4"	.43 - .61	AC/MC/MCI-A
501-DC2	1/2"	.43 - .61	MC/MCI-A
545-DC2	1/2"	.44 - .61	AC/MC/MCI-A
560ASP	1/2"	.43 - .61	AC/MC/MCI-A
560-DC2	1/2"	.44 - .61	AC/MC/MCI-A
560-DCI2	1/2"	.44 - .61	AC/MC/MCI-A
560MCIA	1/2"	.38 - .55	MC/MCI-A
560-MCIA2	1/2"	.38 - .61	MC/MCI-A
560SP	1/2"	.43 - .61	AC/MC/MCI-A
561-DC2	3/4"	.61 - .87	AC/MC
561-DCI2	3/4"	.61 - .87	AC/MC
563-DC2	1/4"		AC/MC
565-DC2	1/2"	.38 - .53	MC/MCI-A
566-DC2	1/2"	.44 - .53	AC/MC/MCI-A
570-DC2	1/2"	.42 - .61	AC/MC/MCI-A
570-DCI2	1/2"	.42 - .61	AC/MC/MCI-A
570-DCR2	1/2"	.43 - .61	AC/MC/MCI-A
570-GI	1/2"	.42 - .61	AC/MC/MCI-A
570-RI	1/2"	.42 - .61	AC/MC/MCI-A
570-S	1/2"	.44 - .66	AC/MC/MCI-A
571-DC2	1/2"	.70 - .855	AC/MC/MCI-A
571-DCI2	1/2"	.70 - .855	AC/MC/MCI-A
571-S	1/2"	.701 - .855	MC/MCI-A
571-SI	1/2"	.701 - .855	MC/MCI-A
572-DC2	3/4"	.945 - 1.035	MC
572-DCI2	3/4"	.945 - 1.035	MC
572-S	3/4"	0.945	MC
572-SI	3/4"	0.945	MC
573-DC2	1"	1.18 - 1.35	MC
573-DCI2	1"	1.18 - 1.35	MC
573-S	1"	1.18 - 1.35	MC
573-SI	1"	1.18 - 1.35	MC
590-DC2	1/2"	.43 - .61	AC/MC/MCI-A



Healthcare Facility Cable	Flexible Metal Conduit	Recommended Cable Types
	Note: Includes Steel and Aluminum (RWFMC)	Note: Verify with cable O.D. Includes Steel and Aluminum
	3/8" FMC	14/2 to 10/3
HCF/HCFMCI-A	3/8" FMC	14/2 to 10/3
HCF	3/8" FMC	14/2 to 10/3
HCF	3/8" FMC	14/2 to 10/3
HCF/HCFMCI-A	3/8" FMC	14/2 to 10/2
HCF/HCFMCI-A	3/8" FMC	14/2 to 10/2
HCF	3/8" FMC	12/3 to 10/3
HCF	3/8" FMC	14/4 to 6/3
HCF	1/2" FMC	
HCF	1/2" FMC	
HCF	1/2" FMC	
	3/8" FMC	14/2 to 10/3
	1/2" FMC	10/4 to 6/4
HCF/HCFMCI-A	3/8" FMC	14/2 to 10/3
		14/2 to 10/3
HCF/HCFMCI-A		14/2 to 10/3
HCF/HCFMCI-A	3/8" FMC	14/2 to 10/3
HCF/HCFMCI-A	3/8" FMC	12/2 to 10/4
HCF/HCFMCI-A	3/8" FMC	12/2 to 10/4
HCFMCI-A		14/2 to 10/3
HCFMCI-A		14/2 to 10/3
HCF/HCFMCI-A	3/8" FMC	14/2 to 10/3
HCF		10/4 to 8/3
HCF		10/4 to 8/3
HCF		14/2 to 12/2
HCFMCI-A		14/2 to 10/3
HCF/HCFMCI-A		12/2 to 10/3
HCF/HCFMCI-A		14/2 to 10/3
HCF/HCFMCI-A		14/2 to 10/3
HCF/HCFMCI-A		14/2 to 10/3
HCF/HCFMCI-A		14/2 to 10/3
HCF/HCFMCI-A		14/2 to 10/3
HCF/HCFMCI-A		18/2 to 12/4
HCF/HCFMCI-A	3/8" FMC	14/2 to 10/2
HCF/HCFMCI-A	1/2" FMC	8/3 to 6/3
HCF/HCFMCI-A	1/2" FMC	8/3 to 6/3
HCFMCI-A	1/2" FMC	8/3 to 6/3
HCFMCI-A	1/2" FMC	8/3 to 6/3
	3/4" FMC	4/3 to 3/4
	3/4" FMC	4/3 to 3/4
	3/4" FMC	4/3
	3/4" FMC	4/3
	1" FMC	2/3 to 3-2/0
	1" FMC	2/3 to 3-2/0
	1" FMC	2/3 to 3-2/0
	1" FMC	2/3 to 3-2/0
HCF/HCFMCI-A	3/8" FMC	14/2 to 10/3

# Technical Guide

## APPENDIX IX (continued)

### Connector Compatibility

Cable Fitting	Enclosure Opening K.O. Size	Cable Outer Diameter (O.D.) Range	Cable Types Listed To: Note: Includes Steel and Aluminum
590-DCI2	1/2"	.43 - .61	AC/MC/MCI-A
595-DC2	1/2"	.50 - .61	JMC/ TECK90
595-DC2C	1/2"	.50 - .61	JMC/ TECK90
595-DCI2	1/2"	.50 - .61	JMC/ TECK90
596-DC2	1/2"	.61 - .69	JMC/ TECK90
596-DC2C	1/2"	.61 - .69	JMC/ TECK90
596-DCI2	1/2"	.61 - .69	JMC/ TECK90
601-DC2	1/2"	.375 - .625	AC/MC/MCI-A
621-DC2	3/4"	.44 - .70	AC/MC/MCI-A
653-DC2	1/2"	.675 - .90	AC
655-DC2	3/4"	.85 - 1.10	AC/MC
657-DC2	1"	1.03 - 1.31	AC/MC
682-DC2	3/4"	.530 - .865	AC/MC
683-DC2	1"	.875 - 1.04	MC
684-DC2	1-1/4"	1.1 - 1.25	MC
685-DC2	1-1/2"	1.25 - 1.5	MC
686-DC2	2"	1.75 - 2.00	MC
687-DC2	2-1/2"	2 - 2.5	MC
688-DC2	3"	2.375 - 3	MC
689-DC2	3-1/2"	2.75 - 3.50	MC
683-DCI2	1"	.750 - 1.04	MC
684-DCI2	1-1/4"	1.1 - 1.25	MC
685-DCI2	1-1/2"	1.25 - 1.5	MC
686-DCI2	2"	1.75 - 2.00	MC
687-DCI2	2-1/2"	2 - 2.5	MC
688-DCI2	3"	2.375 - 3	MC
689-DCI2	3-1/2"	2.75 - 3.50	MC
683-DCX2	1"	.875 - 1.04	MC
684-DCX2	1-1/4"	1.1 - 1.25	MC
685-DCX2	1-1/2"	1.25 - 1.5	MC
686-DCX2	2"	1.5 - 1.85	MC
687-DCX2	2-1/2"	2 - 2.5	MC
688-DCX2	3"	2.375 - 3	MC
689-DCX2	3-1/2"	2.75 - 3.50	MC
683-XM	1"	0.84 - 1.10	AC/MC
684-XM	1-1/4"	1.05 - 1.34	AC/MC
685-XM	1-1/2"	1.34 - 1.52	AC/MC
686-XM	2"	1.52 - 1.95	AC/MC
687-XM	2-1/2"	1.95 - 2.50	MC
688-XM	3"	2.47 - 2.86	MC
689-XM	3-1/2"	2.65 - 3.20	MC
691-DC2	1/2"	.42 - .61	AC/MC/MCI-A
801-DC2	1/2"	.45 - .625	MC/MCI-A
802ASP	1/2"	.48 - .58	AC/MC

Healthcare Facility Cable	Flexible Metal Conduit Note: Includes Steel and Aluminum (RWFMC)	Recommended Cable Types Note: Verify with cable O.D. Includes Steel and Aluminum
HCF/HCFMCI-A	3/8" FMC	14/2 to 10/3
		12/2 to 10/3
		12/2 to 10/3
		12/2 to 10/3
		10/4 to 8/3
		10/4 to 8/3
		10/4 to 8/3
HCF/HCFMCI-A	3/8" FMC	14/2 to 10/3
HCF/HCFMCI-A	3/8" FMC	14/4 to 8/3
HCF	1/2" FMC	8/2 to 6/4
HCF	3/4" FMC	6/3 to 4/3
HCF	1" FMC	4/3 to 1/3
HCF		10/3 to 6/4
		6/4 to 4/3
		4/4 to 3/4
		2/4 to 3-2/0
		4-4/0 to 4-250 MCM
		4-300 MCM to 4-500 MCM
		4-500 MCM to 4-750 MCM
		4-600 MCM to 4-750 MCM
		6/4 to 4/3
		4/4 to 3/4
		2/4 to 3-2/0
		4-4/0 to 4-250 MCM
		4-300 MCM to 4-500 MCM
		4-500 MCM to 4-750 MCM
		4-600 MCM to 4-750 MCM
		6/4 to 4/3
		4/4 to 3/4
		2/4 to 3-2/0
		3-4/0 to 4-250 MCM
		4-300 MCM to 4-500 MCM
		4-500 MCM to 4-750 MCM
		4-600 MCM to 4-750 MCM
HCF		6/4 to 4/4
HCF		4/4 to 4-1/0
HCF		3-1/0 to 4-2/0
HCF		4-3/0 to 3-350 MCM
		3-350 MCM to 4-500 MCM
		4-500 MCM to 4-750 MCM
		4-500 MCM to 4-900 MCM
HCF/HCFMCI-A	3/8" FMC	14/2 to 10/3
HCFMCI-A	3/8" FMC	14/4 to 10/4
HCF	3/8" FMC	12/2 to 10/3

# Technical Guide

## APPENDIX IX (continued)

### Connector Compatibility

Cable Fitting	Enclosure Opening K.O. Size	Cable Outer Diameter (O.D.) Range	Cable Types Listed To: Note: Includes Steel and Aluminum
802-DC2	1/2"	.48 - .58	AC/MC
802-DCI2	1/2"	.48 - .58	AC/MC
802SP	1/2"	.48 - .58	AC/MC
802MCIA	1/2"	.42 - .55	MC/MCI-A
802-MCIA2	1/2"	.42 - .55	MC/MCI-A
804-DC2	1/2"	.75 - .875	MC
804-DCI2	1/2"	.75 - .875	MC
806-DC2	3/4"	.875 - 1.00	MC
806-DCI2	3/4"	.875 - 1.00	MC
807-DC2	1"	1.187 - 1.312	MC
807-DCI2	1"	1.187 - 1.312	MC
808-DC2	1-1/4"	1.50 - 1.625	MC
808-DC2	1-1/4"	1.50 - 1.625	MC
830-DC2	1/2"	.44 - .61	AC
8400ASP	1/2"	.38 - .525	AC/MC/MCI-A
8400SP	1/2"	.38 - .61	AC/MC/MCI-A
840SP	1/2"	.44 - .61	AC/MC/MCI-A
845ASP	1/2"	.43 - .61	AC/MC/MCI-A
845SP	1/2"	.43 - .61	AC/MC/MCI-A
84690SP	1/2"	.42 - .61	AC/MC/MCI-A
846SP	1/2"	.38 - .625	AC/MC/MCI-A
850SP	1/2"	.55 - .61	AC/MC
851ASP	1/2"		
851-DC2	1/2"		
851-DCI2	1/2"		
851SP	1/2"		
895-DC2	1/2"	.50 - .61	JMC/ TECK90
895-DCI2	1/2"	.50 - .61	JMC/ TECK90
895-DC2C	1/2"	.50 - .61	JMC/ TECK90
AMC-50	1/2"	.40 - .62	AC/MC/MCI-A
AMC-5075	1/2"	.62 - .92	AC/MC/MCI-A
AMC-52	1/2"	.43 - .62	AC/MC/MCI-A
AMC-75	3/4"	.56 - .81	AC/MC
BL-17	1/2"	.701 - .803	8/3 AC90
BL-17I	1/2"	.701 - .803	8/3 AC90
BL-18	3/4"		6/3 AC90 ONLY
BL-18I	3/4"		6/3 AC90 ONLY
BL-19	1"		3/3 AC90
BL-19I	1"		3/3 AC90
SG3838ASP	1/2"	.42 - .61	AC/MC/MCI-A
SG38ASP	1/2"	.43 - .61	AC/MC/MCI-A
SG38SP	1/2"	.43 - .61	AC/MC/MCI-A
SG38MCIA	1/2"	.38 - .56	MC/MCI-A

Healthcare Facility Cable	Flexible Metal Conduit Note: Includes Steel and Aluminum (RWFMC)	Recommended Cable Types Note: Verify with cable O.D. Includes Steel and Aluminum
HCF	3/8" FMC	12/2 to 10/3
HCF	3/8" FMC	12/2 to 10/3
HCF	3/8" FMC	12/2 to 10/3
HCFMCI-A		14/4 to 10/3
HCFMCI-A		14/4 to 10/3
	1/2" FMC	
	1/2" FMC	
	3/4" FMC	
	3/4" FMC	
	1" FMC	
	1" FMC	
	1-1/4" FMC	
	1-1/4" FMC	
HCF	3/8" FMC	12/2 to 10/3
HCF/HCFMCI-A		14/2 to 10/3
HCF/HCFMCI-A		14/2 to 10/3
HCF/HCFMCI-A	3/8" FMC	14/4 to 10/3
HCF/HCFMCI-A		14/2 to 10/3
HCF/HCFMCI-A		14/2 to 10/3
HCF/HCFMCI-A	3/8" FMC	14/4 to 10/3
HCF/HCFMCI-A	3/8" FMC	14/2 to 10/4
HCF	3/8" FMC	12/2 to 10/3
	1/2" FMC	
	1/2" FMC	
	1/2" FMC	
	1/2" FMC	
		12/2 to 10/3
		12/2 to 10/3
		12/2 to 10/3
HCF/HCFMCI-A	3/8" FMC	14/2 to 10/3
HCF/HCFMCI-A	1/2" FMC	10/4 to 6/4
HCF/HCFMCI-A	3/8" FMC	14/2 to 10/3
HCF	1/2" FMC	10/3 to 6/3
HCF	1/2" FMC	8/3
HCF	1/2" FMC	8/3
	3/4" FMC	6/3
	3/4" FMC	6/3
	1" FMC	3/3
	1" FMC	3/3
HCF/HCFMCI-A	3/8" FMC	14/2 to 10/3
HCF/HCFMCI-A	3/8" FMC	14/4 to 10/3
HCF/HCFMCI-A	3/8" FMC	14/4 to 10/3
HCFMCI-A		14/2 to 10/3

## Installation FAQ's

*The following FAQ'S are not an interpretation of the National Electrical Code (NEC) or local regulations. Always consult your local electrical inspector for specific requirements in your area.*

### **Why Can't Plastic Insulating Bushings Be Used To Connect A Conduit To An Enclosure?**



Plastic insulating bushings must be used in conjunction with two locknuts when connecting threaded rigid or IMC conduit, containing No. 4 or larger un-grounded conductors, to boxes or enclosures.

Bushings composed entirely of plastic cannot be used to secure conduit to the enclosure. A locknut is required on the inside and outside of the enclosure in addition to the plastic insulating bushing.

Temperature rating of the plastic insulating bushing must not be less than the insulation rating of the conductors.

### **What Is The Proper Method For Securing AC and MC Cables?**



NEC Articles 320.30 and 330.30 denotes the different requirements for securing Armored and Metal Clad cables. Although similar in appearance, each cable has unique requirements.

Armored cable [NEC Article 320.30(C)] must be secured at intervals not exceeding 4-1/2 feet and within 12" of box or fitting.

Metal Clad cable [NEC Article 330.30(B)] must be secured at least every 6 feet. Cables with four or fewer conductors "sized 10 AWG or less" must be secured within 12" of box or fitting.

## ***Why Use Steel Safety Plates?***

NEC Article 300.4(F) specifies that cable or raceway-type wiring may be installed in wooden stud grooves, to be covered by wallboard or similar covering, if protected by 1/16" thick steel plate. The steel plate must have the same width as the stud, and must be securely fastened to the stud.



## ***Why Do "Concrete-Tight" Listed Fittings Need Tape?***

Raceway systems such as EMT and rigid conduit are permitted by most codes to be embedded in concrete. The solid exterior of these conduits eliminates the possibility of concrete entrance, however, the termination with the connector or coupling can be susceptible to concrete entering the raceway.



The UL 514B testing procedure requires the connector or coupling to be assembled to the conduit inside a special concrete form. Then Portland-type concrete is poured into the form and over test samples. Then the concrete slurry is vibrated to remove any trapped air, and allowed to cure. After concrete curing, the fittings are chipped out of the concrete and examined for concrete penetration.

Although compression style connectors and couplings pass these tests in all trade sizes because of the gland ring design, the set screw types may have difficulty conforming to UL or CSA concrete penetration requirements. When the set screw is tightened onto the conduit, the fitting and/or conduit material will "yield", or stretch, enough to create an opening at the conduit/fitting connection.

## Installation FAQ's

Set screw fittings in the smaller (1/2", 3/4", and 1") trade sizes are less likely to stretch to the point that would permit entrance of concrete. However, 1-1/4" and larger size fittings will yield enough so that concrete can enter the raceway. UL and CSA will accept product carton marking that specify "Concrete-Tight When Taped" on fittings that cannot pass testing, since the tape prevents entrance of concrete into the raceway. The taped joint must completely encircle the conduit/ fitting connection. We recommend using duct tape or similar type of durable tape.

### ***What Are The NEC Requirements For Use Of an Anti-Short Bushing?***



When installing ARMORED CABLE (Type AC), NEC Article 320 mandates the use of a insulating bushing (commonly referred to as Anti-Short or Redhead) between the metal sheath and the conductors. Fittings with insulated throats are not a substitute for the anti-short bushing.

When installing METAL-CLAD CABLE (Type MC), the NEC does not require the use of a Anti-Short insulating bushing. MC Cable conductors are usually wrapped with Mylar tape for protection; use of anti-short bushing is optional unless specified otherwise by the cable manufacturer.

### ***Can Liquid Tight Connectors Be Used For Class 1, Div 2 Locations?***



NEC Article 501.30(B), exception (1), (2), (3) will permit the use of liquidtight flexible metal conduit and liquidtight connectors to be the sole equipment grounding conductor in Class 1, Division 2 locations. However, strict requirements must be met:

- Conduit and connectors must be UL Listed.
- Conduit cannot exceed 6 feet in length.
- Over-current protection in the circuit is limited to 10 amperes or less.
- It supplies other than power utilization loads.



## ***Can Beam Clamps Be UL Listed?***

In 1998, UL began listing electrical hardware devices such as Beam Clamps. This was at the request of the electrical industry, including contractors, who became confused regarding the correct application and strength of Beam Clamps.



UL Listed Beam Clamps are manufactured from malleable iron or steel with a hardened screw to secure the clamp to the beam. Clamps are tapped in two places for attachment of threaded rod, conduit hanger, or bridle ring.

UL Listed beam clamps are only for use with rigid, IMC, or EMT conduits. Spacing of clamps must comply with strap requirements found in the National Electrical Code.

Refer to Bridgeport's carton label for conduit size and type, maximum loading, screw torque, or any special assembly requirements.

## ***What Is The Difference Between Metal Clad and Armored Cable Connectors?***



NEC Article 300.15 specifies that fittings can only be used with wiring methods for which they are designed and listed. Most manufacturers have received dual usage listings for these types of connectors; however, you should not assume all fittings have the dual listing. While the appearance of Metal Clad (MC) and Armored Cable (AC) connectors may be similar, the misuse of an AC cable connector can be significant enough to cause an unsafe installation with metal clad cable.

## Installation FAQ's

During the listing process at Underwriters Laboratories (UL), MC connectors are subjected to more stringent testing than a typical AC connector. Additional tests are necessary to comply with application requirements of metal clad cable in the NEC.

UL Listed metal clad cable connectors are suitable for grounding when installed in accordance with the NEC. 'Dry Type' MC connectors may be 'concrete tight' when taped and used with PVC coated metal clad cable (PVC jacket stripped back to fitting end stop).

Always refer to the carton label for listed cable type (corrugated, interlocked, or smooth) and material (aluminum or steel). The label will also specify the cable size range. Do not use cable smaller than noted on label; the clamping mechanism on the fitting will not function correctly and grounding integrity will be compromised.

The newest type of MC Cable - MCI-A, may require use of a special connector. Such fittings have been listed by UL for use with this cable type.

### **Can Conduit Bodies Contain Splices?**

Although different manufacturers' conduit bodies may look the same, not all are suitable for 'approved' installations. Specific NEC requirements determine which conduit bodies may contain splices, taps, or devices.



Conduit bodies provide access to the conduit system through a removable cover at a junction of two or more entries. Bodies may be used for changing the direction of the wiring systems, to aid in pulling of long wire runs, or to mount devices or make splices.

UL can 'list' conduit bodies as a fitting, which is tested under specification UL 514B. However, a fitting cannot contain a device or splice. UL can also 'list' the conduit body as a box, tested under specification UL 514A. Only the conduit body listed as a box is suitable for use with a device, splices, or taps.

Conduit bodies listed for use with splices, taps, or devices must be marked with the cubic inch volume and any special installation requirements, such as the use of wire pulling compound. The conduit body may also be marked with the maximum wire capacity if the body does not meet the NEC end stop to end stop dimensional requirement for wire pulling: 8 times the trade size for straight pulls, 6 times the trade size for angled pulls.

### ***Are Snap-in Type Metal Clad And Armored Cable Fittings Suitable For Grounding?***



AC and MC snap-in type connectors are capable of withstanding ground fault currents likely to be imposed on them, and offer equivalent grounding protection as locknut type connectors.

During the listing process at UL, AC and MC connectors are assembled to cable and subjected to a ground fault current test. These tests are necessary to comply with application requirements in the NEC.

## Installation FAQ's

### *Are Snap-in Type Fittings Tested To The Same Requirements As Locknut Type Fittings?*

UL listing requirements are identical for both snap-in and locknut types of fittings. This includes assembly, bending, resistance, pull test, repeated resistance, and a ground fault current test.

Snap-in type connectors are required by code to be capable of withstanding ground fault current likely to be imposed on them, and offer equivalent grounding protection as locknut type connectors. Many snap-in products are used to reduce installation time or where tightening a locknut may be difficult.

UL Listed armored and metal clad cable connectors are suitable for grounding when installed in accordance with the NEC.

Always refer to the carton label for listed cable type and material (aluminum or steel). The label will also specify the cable size range. Do not use cable smaller than noted on label, the clamping mechanism on the fitting may not function correctly and grounding integrity will be compromised.

Bridgeport's snap-in fittings are designed only to work with UL Listed steel boxes which have a nominal .063" wall thickness. Use with boxes made in other materials (i.e. plastic) or other thicknesses, is not recommended nor approved.

## ***Are All Clamp-Type Connectors Suitable For Use With Multiple Nonmetallic Sheath Cables?***

UL Listed nonmetallic (NM) sheath cable connectors are suitable for use with a single cable unless specifically tested for two cable usage.



A concern with two cable usage is the fitting's ability to withstand cable pullout forces normally encountered during installation. Per UL 514B, each cable is subjected to an individual pull test. In addition, UL tests strap type connectors to ensure that when tightening the strap screws, the strap will not pierce the nonmetallic sheath of the cable, creating a possible short.

Bridgeport's Carton shipping labels will specify the type and number of nonmetallic cables for which the fitting has been UL Listed. Do not exceed the UL rating.

## ***Are Compression Raintight Fittings Really Rain-Tight?***



In 2002, UL received field complaints that listed EMT compression split ring type rain-tight fittings were permitting the entrance of water into the conduit system. After checking the validity of these claims, UL made the decision to de-list ALL fitting manufacturers' compression type raintight connectors and couplings.

## Installation FAQ's

A revised test method was employed by UL to represent actual field applications and conditions.

Bridgeport was the first to develop and release an updated version of connector that met this revised requirement. Other fitting manufacturers followed suit, with different configurations to pass the UL test requirement. Some of these designs include internal plastic sealing devices, or compression gland rings without a split, and external sealing device on the locknut threads to prevent water entering the box. Regardless of the design, all have to pass the same UL raintight test parameters.

### ***Is A Ground Clamp UL Listed To Be Used To Bond Flexible Or Nonmetallic Gas Piping?***

2011 NEC, Article 250.52(B) (1) states “(B) *Electrodes Not Permitted for Grounding* - (1) Metal underground gas piping system”. Gas piping by itself cannot be used as Ground Electrode Conductors.



However, NEC Article 250.104, (B) *Other Metal Piping* - “The equipment grounding conductor for the circuit that is likely to energize the piping systems shall be permitted to serve as the bonding means.” Gas piping may be ***bonded*** only if it’s likely to be possibly energized by the equipment it is connected to. Most of the time, the piping will be bonded to the system automatically due to its metal fittings. However, in the case of nonmetallic or flexible gas piping, a bonding jumper may need to be provided to complete the bonding path around the nonmetallic or flexible sections.

There is an important difference worth noting. Grounding is not the same as Bonding. They are considered separate requirements by the NEC. Gas piping cannot be used for grounding, but it can be bonded if necessary.

Flexible gas pipe system manufacturers will specify the method and system of bonding. In most cases, the clamp is placed on the metal hex fitting rather than over the flexible metal or nonmetallic tube. As an example, the following is an excerpt from Gastite's® CSST Installation Guide:

*“The piping is permanently and directly connected to the electrical service equipment enclosure, the grounded conductor at the electrical service, the grounding electrode conductor (where of sufficient size) or to one or more of the grounding electrodes used. A single bond shall be made at or near the service entrance of the structure or the gas meter of each individual housing unit within a multi-family structure. The bonding conductor shall be 6 AWG copper wire. Bonding jumpers shall be attached in an approved manner in accordance with NEC-2005 Article 250.70 and the point of attachment for the bonding jumper shall be accessible.*”

*Bonding/grounding clamps listed to UL 467 comply with this requirement. This bond is in addition to any other bonding requirements as specified by local codes.”*

Bridgeport's ground clamps are not UL Listed individually to be used in a gas pipe bonding application - only to the basic standalone UL specification (UL 467).

## Installation FAQ's

### *What Connector Should I use for Health Care Facilities?*

There are two armored Health Care Facility (HFC) cables recognized by Underwriters Laboratories: Type AC and Type MCI-A available in Steel or Aluminum interlocked armor.



Please reference our web site at [www.bptfittings.com](http://www.bptfittings.com) for specific product specifications. Keep in mind that while many of our Whipper-Snap and Locknut styles connectors are suitable for MCI-A cable some are not.

When a green identification is required or specified, Bridgeport's type 570-GI can be used to provide confirmation that the right cable has been terminated.

Bridgeport's connectors are UL Listed under UL file number E-20534. The listing is proof of the products performance as an effective ground-fault current path, and can be confirmed via the (UL) website [www.UL.com](http://www.UL.com).



# MIGHTY-RITE® FOR ANY JOB.



## MIGHTY-RITE® SPLIT-GROUNDING BUSHINGS

The MIGHTY-RITE Split Grounding Bushing can be installed before or after you pull wire and make connections. It's another contractor innovation from Bridgeport.

**THE BRIDGEPORT  
FITTINGS DIFFERENCE**



 **BRIDGEPORT**  
[www.bptfittings.com](http://www.bptfittings.com)



SCAN TO  
WATCH  
OUR VIDEO

# MAKE THE TRANSITION.



## MIGHTY-MERGE® TRANSITION INNOVATIONS:

- IMPROVE RACEWAY MANAGEMENT
- SAVE TIME AND MONEY CONVERTING RACEWAY TYPES
- MAINTAIN NATIONAL ELECTRICAL CODE COMPLIANCE
- ETL AND UL LISTED SOLUTIONS



Bridgeport Fittings, Inc.  
705 Lordship Blvd.  
Stratford, CT 06615-7313

Voice: 203.377.5944  
Fax: 203.381.3488  
E-mail: [sales@bptfittings.com](mailto:sales@bptfittings.com)

[www.bptfittings.com](http://www.bptfittings.com)

Bridgeport products are distributed by:

