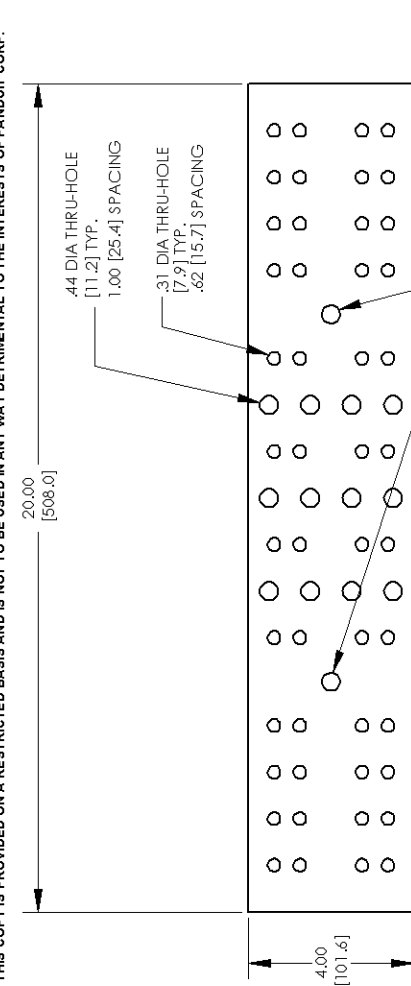
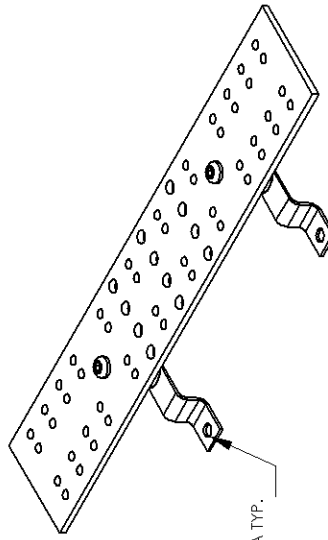
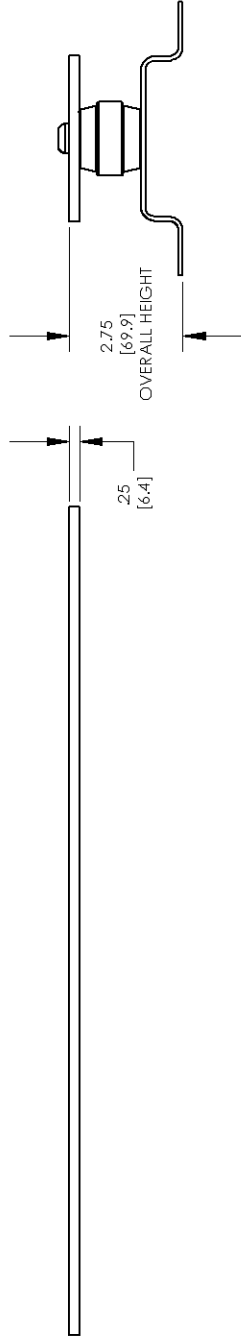


THIS COPY IS PROVIDED ON A RESTRICTED BASIS AND IS NOT TO BE USED IN ANY WAY DETRIMENTAL TO THE INTERESTS OF PANDUIT CORP.



INSULATION MOUNTING HOLES



ASSEMBLED AS SHOWN

NOTES:

1. KIT COMES FULLY ASSEMBLED
2. KIT INCLUDES BUSBAR, MOUNTING BRACKETS, INSULATORS, AND MOUNTING HARDWARE.
3. MEETS BICSI/J-STD-607-A
4. DIMENSIONS IN PARENTHESIS ARE MILLIMETERS.



GROUNDING AND BONDING EQUIPMENT

PANDUIT CORP. TINLEY PARK, ILLINOIS GROUNDING BUSBAR (GB480624IP) CUSTOMER DRAWING		UNLESS OTHERWISE SPECIFIED, DIMENSIONAL TOLERANCES ARE: (X) ± (XX) ± (XXX) ± ANGLES ±	SCALE NONE DRAWING NO / CAD FILE C41503_03 DWG SIZE B
UNLESS OTHERWISE SPECIFIED, DIMENSIONAL TOLERANCES ARE: (X) ± (XX) ± (XXX) ± ANGLES ±	DRAWN BY JHNU DATE 2/05 CHECKED BY	ECN PM CUST CHK'D	DESCRIPTION DRAWING RELEASED
03 11/08 JHNU JHNU REVISED DRAWING LAYOUT, REMOVED BRACKET VIEWS --- --- --- CONVERTED DRAWING TO SOLIDWORKS --- --- --- REVISED BUSBAR BRACKET GEOMETRY 02 9/08 JHNUWDIA REVISED DRAWING TO CURRENT STANDARD --- --- --- REVISED HEIGHT DIMENSION: 1.00 WAS 1.50 --- --- --- ADDED NOTE 3 01 9/06 JHNU LEM ADDED OVERALL HEIGHT DIMENSION TO ISO VIEW 00 2/05 JHNU LEM DRAWING RELEASED	REV DATE BY CHK	ECN PM CUST CHK'D	DESCRIPTION DRAWING RELEASED