

Replacement Parts

Starters and Contactors – AC Coils

Selection

Ordering Information

► 4th character of starter or contactor catalog number indicates model.

AC Coils — For Class 14, 17, 18, 22, 25, 26, 30, 32, 36, 37, 40, 43, 83, 84, 87, 88

	Size	Model	Volts		Catalog Number	List Price \$
			60Hz	50Hz		
	00-2½	P U (ESP200)	24 120 110-120/220-240 208 220-240 277 220-240/440-480 440-480 575-600	24 110 110/190-220 — 190-220 240 190-220/380-440 380-440 550	75D73070J 75D73070F 75D73070A 75D73070D 75D73070G 75D73070L 75D73070C 75D73070H 75D73070E	
	3, 3½	P U (ESP200)	24 120 110-120/220-240 208 220-240 277 220-240/440-480 440-480 575-600	24 110 110/190-220 — 190-220 240 190-220/380-440 380-440 550	75D73251J 75D73251F 75D73251A 75D73251D 75D73251G 75D73251L 75D73251C 75D73251H 75D73251E	
	4	G U (ESP200)	24 120 120/220-240 208 220-240 277 220-240/440-480 440-480 575-600	24 110 110/190-220 — 190-220 240 190-220/380-440 380-440 550	75D70131J 75D70131F 75D70131A 75D70131D 75D70131G 75D70131L 75D70131C 75D70131H 75D70131E	
	4, 5	V (Vacuum)	23-26 110-127 200-220 220-240 240-277 380-420 440-480 575-600	23-26 110-127 200-220 220-240 240-277 380-420 440-480 575-600	3RT1966-5AB31 3RT1966-5AF31 3RT1966-5AM31 3RT1966-5AP31 3RT1966-5AU31 3RT1966-5AV31 3RT1966-5AR31 3RT1966-5AT31	
	5	P	23-26 110-127 200-220 220-240 240-277 380-420 440-480 575-600	23-26 110-127 200-220 220-240 240-277 380-420 440-480 575-600	3RT1965-5AB31 3RT1965-5AF31 3RT1965-5AM31 3RT1965-5AP31 3RT1965-5AU31 3RT1965-5AV31 3RT1965-5AR31 3RT1965-5AT31	
	6	P V (Vacuum)	23-26 110-127 200-220 220-240 240-277 380-420 440-480 575-600	23-26 110-127 200-220 220-240 240-277 380-420 440-480 575-600	3RT1975-5AB31 3RT1975-5AF31 3RT1975-5AM31 3RT1975-5AP31 3RT1975-5AU31 3RT1975-5AV31 3RT1975-5AR31 3RT1975-5AT31	
	7	H	100-250 150-500	100-250 150-500	75ZAF750-70 75ZAF750-71	
	8	H	100-250	100-250	75ZAF1650-70 [Ⓢ]	

[Ⓢ] Set of 2 coils. Recommend to change printed circuit board when changing coils. 49ZP1650 see page 17-171.

NEMA & General
Purpose Control

CONTROL
PRODUCTS
17

Replacement Parts

Starters and Contactors – DC Coils, Late Break Aux Contacts, Rectifiers, Contact Kits *Selection*

Ordering Information

- ▶ 4th character of starter or contactor catalog number indicates model.
- ▶ DC Coils for Size 00-4 require Late Break Interlock.

DC Coils — For Class 14, 17, 18, 22, 25, 26, 30, 32, 40, 43

	Size	Model	Volts DC	Catalog Number	List Price \$
	00-2½	P U (ESP200)	12	75D73070R	
			24	75D73070S	
			32	75D73070T	
			48	75D73070U	
			125	75D73070V	
	3, 3½	P U (ESP200)	12	75D73251R	
			24	75D73251S	
			32	75D73251T	
			48	75D73251U	
			125	75D73251V	
	4	G U (ESP200)	48	75D70131U	
			125	75D70131V	
			250	75D70131W	
	4, 5	V (Vacuum)	23-26	3RT1966-5AB31	
			42-48	3RT1966-5AD31	
			110-127	3RT1966-5AF31	
240-277			3RT1966-5AU31		

Note: For sizes 7 & 8 contactors the AC coils are used for DC see page 17-168.

Late Break Auxiliary Contacts

	Control Size	Model	Catalog Number	List Price \$
	00-4	P, G, S, T	49AB01LB	

Board for Size 8 Contactor

	Control Size	Model	Catalog Number	List Price
		8	H	

Contact Kits – Single Pole Stationary and Movable Contacts, Contact Spring^①

Description	Size	Number of Poles in Kit	Model (4th position in part number)	Catalog Number	List Price \$
	Internal Aux Contact (00-1-¾)		P, U	75AF14	
	00		P, U	75BF14	
	0		P, U	75CF14	
	1	1	P, U	75DF14	
	1¼-1P		P, U	75EF14	
	2	1	P, U	75FP14	
	2½	1	P, U	75GP14	
	3	1	P, U	75HF14	
	3½		P, U	75IF14	
	Class 14, 17, 18, 22, 25, 26, 30, 32, 36, 37, 40, 43, 83, 84, 87, 88	4	1	G, T	
4 (Vacuum)		3 (Bottles)	V, C	3RT1964-6V	
14, 40	5	3	P	3RT1966-6A	
	5 (Vacuum)	3 (Bottles)	V, C	3RT1966-6V	
	6	3	P	3RT1976-6A	
	6 (Vacuum)	3 (Bottles)	V, C	3RT1976-6V	
	7	3	H	49ZL750	
	8	3	H	49ZL1650	

Armature and Magnet Kits

Size	Catalog Number	List Price \$
00-2½	49AMSA2	
3-3½	49AMSA3	
4	49AMSA4	

① On 3-phase controls, all 3-poles should be replaced - 3 kits required.

Replacement Parts

Starters and Contactors – Coil VA Ratings and Overload Relays

Selection

Coil VA Ratings

Device Type	Contactors Size	Amps	Volts	Number of Poles	Total Inrush VA	Total Sealed VA
NEMA Starter	00 thru 2 1/2	—	—	—	218	25
	3 thru 3 1/2	—	—	—	310	26
	4	—	—	—	510	51
	5	—	—	—	590	6.7
	6	—	—	—	830	9.2
	7	—	—	—	850	12
	8	—	—	—	1900	48
	4,5,6 (Vacuum)	—	—	—	630	7.4
Lighting Contactor Mechanically Held (CLM)	—	20	—	2-12	625	6
	—	30	—	2-5	410	40
	—	60	—	2-3	410	40
	—	60	—	4-5	600	40
	—	100 - 200	—	2-3	900	200
	—	100 - 200	—	4-5	1300	130
	—	300 - 400	—	3	1600	550
Lighting Contactor Electrically Held (LE)	—	20	24	3	49.6	6.9
	—	20	120	3	51.3	6.57
	—	20	208	3	75.79	11.94
	—	20	240	3	86.78	14.25
	—	20	277	3	79.1	11.97
	—	20	480	3	83.7	12.9
	—	20	600	3	84.1	13.2
	—	20	24	12	73.31	12.66
	—	20	120	12	75.1	13.1
	—	20	208	12	73.97	13.25
	—	20	240	12	89.15	14.85
	—	20	277	12	78.55	12.77
	—	20	480	12	84	12.9
	—	20	600	12	81.9	13.4
	—	30	24	3	49.67	7.08
	—	30	120	3	51.94	6.48
	—	30	208	3	76.57	11.78
	—	30	240	3	64.44	8.99
	—	30	277	3	77.85	14.2
	—	30	480	3	83.6	13.1
	—	30	600	3	82.1	13.4
	—	60	24	3	74.94	13.16
	—	60	120	3	75.77	13.59
	—	60	208	3	78.73	12.05
	—	60	240	3	89.92	14.42
	—	60	277	3	84.89	12.93
	—	60	480	3	87.6	12.7
	—	60	600	3	85.4	13.8
	—	100	24	3	182.28	32.85
	—	100	120	3	191.42	32.26
	—	100	208	3	187.78	31.15
	—	100	240	3	215.32	35.63
	—	100	277	3	175.92	30.62
	—	100	480	3	198.2	34.8
	—	100	600	3	171.1	29.6
	—	200	All Voltages Electrically Held	3	300	5.8
—	300		3	590	6.7	
—	400		3	830	9.2	

NEMA & General
Purpose Control

CONTROL
PRODUCTS 17

Overload Relays^{①②} – For Class 14, 17, 18, 22, 25, 26, 30, 32, 83, 84, 87

Size	Half Size	Model	Number Poles	Ambient Comp Bimetal			
				Catalog Number (1) NC	List Price \$	Catalog Number (1) NO/NC	List Price \$
00-1	—	P	1	48DC18AA3			
			3	48DC38AA3		48DC39AA3	
1P	—	P	1	48EC18AA3			
—	1¼	P	3	48EC38AA3			48EC39AA3
2	—	P	1	48GC18AA3			
			3	48GC38AA3		48GC39AA3	
—	2½	P	1	48GC18AA3			
—	—	P	3	48GC38AA3			48GC39AA3
3	—	P	3	48HC38AA3			
—	3½	P	3	48HC38AA3			
4	—	G	3	48JC38AA3			

For Starter and Contactor replacement parts not found in this section, please refer to Field Modification kits found starting on page 17-92.

① For replacement Solid State overload relays, please see the Overload Relay section found starting on page 17-49.


② Includes overload mounting plate to be coupled to contactor mounting plate.

Replacement Parts


Lighting and Heating Contactors, Type LE, CLM, CMF, CMN

Selection


AC Coils – 20-400 Amps

 3RT1955-5AF31	Type	Contactor Size	Catalog Number							List Price \$
			24VAC	120VAC	208VAC	240VAC	277VAC	480VAC	600VAC	
LE	20, 30, 60 Amp		75D70646J	75D70646F	75D70646D	75D70646G	75D70646L	75D70646H	75D70646E	
	100 Amp		75D54772J	75D54772F	75D54772D	75D54772G	75D54772L	75D54772H	75D54772E	
	200 Amp ^①		3RT1955-5AB31	3RT1955-5AF31	3RT1955-5AM31	3RT1955-5AP31	3RT1955-5AU31	3RT1955-5AR31	3RT1955-5AT31	
	300 Amp ^①		3RT1965-5AB31	3RT1965-5AF31	3RT1965-5AM31	3RT1965-5AP31	3RT1965-5AU31	3RT1965-5AR31	3RT1965-5AT31	
	400 Amp ^①		3RT1975-5AB31	3RT1975-5AF31	3RT1975-5AM31	3RT1975-5AP31	3RT1975-5AU31	3RT1975-5AR31	3RT1975-5AT31	

Main Contacts (Includes 3 Moving and 6 Fixed Contacts)

 3RT1965-6A	Type	Contactor Size	Catalog Number	List Price \$	
	LE	20–100 Amp		Not Replaceable	—
		200 Amp		3RT1956-6A ^①	
		300 Amp		3RT1965-6A ^①	
		400 Amp		3RT1975-6A ^①	


Lighting Contact Assembly - 20 Amp (Power Poles)

	Type	Contactor Size	Catalog Number (Verify catalog number on side of contact assembly)	List Price \$	
	LE	20 Amp		49LN02A, 2 NC Contacts Non-Stackable	
				49LN20A, 2 NO Contacts Non-Stackable	
				49LS20A, 2 NO Contacts Stackable	
				49LS10A, 1 NO Contact Stackable	

AC Coils 20 Amps^②

 CLM4097341	Type	Contactor Size	Number of Poles	120V, 60Hz 110V, 50Hz	List Price \$	240V, 60Hz 208V, 50Hz	List Price \$	277V 50/60Hz	List Price \$	480V, 60Hz 440V, 50Hz	List Price \$
	CLM	20 Amp	2–12	CLM4097341			CLM4097342		CLM4097343		CLM4097344

AC Coils 30–400 Amps^③

 CLMC4C120	Type	Contactor Size	Number of Poles	Catalog Number							List Price \$
				24V AC	120V AC	208V AC	220/240V AC	277V AC	480V AC	600V AC	
CLM†C	30 Amp	2–3-Pole		CLMC4C024	CLMC4C120	CLMC4C208	CLMC4C240	CLMC4C277	CLMC4C480	CLMC4C600	
		4-Pole		CLMC4C024	CLMC4C120	CLMC4C208	CLMC4C240	CLMC4C277	CLMC4C480	CLMC4C600	
		5-Pole		CLMC5C024	CLMC5C120	CLMC5C208	CLMC5C240	CLMC5C277	CLMC5C480	CLMC5C600	
CLM†D	60 Amp	2–3-Pole		CLMD3C024	CLMD3C120	CLMD3C208	CLMD3C240	CLMD3C277	CLMD3C480	CLMD3C600	
		4-Pole		CLMD5C024	CLMD5C120	CLMD5C208	CLMD5C240	CLMD5C277	CLMD5C480	CLMD5C600	
		5-Pole		CLMD5C024	CLMD5C120	CLMD5C208	CLMD5C240	CLMD5C277	CLMD5C480	CLMD5C600	
CLM†E	100, 200 Amp	2–3-Pole		CLME3C024	CLME3C120	CLME3C208	CLME3C240	CLME3C277	CLME3C480	CLME3C600	
		4-Pole		CLME5C024	CLME5C120	CLME5C208	CLME5C240	CLME5C277	CLME5C480	CLME5C600	
		5-Pole		CLME5C024	CLME5C120	CLME5C208	CLME5C240	CLME5C277	CLME5C480	CLME5C600	
CLM†G Latching Coil	300/400 Amp	2–3-Pole	—	CLMGL3C120	CLMGL3C208	CLMGL3C240	CLMGL3C277	CLMGL3C480	CLMGL3C600		
		2–3-Pole Unlatch Coil	—	CLMGU3C120	CLMGU3C208	CLMGU3C240	CLMGU3C277	CLMGU3C480	CLMGU3C600		

Control Module Rectifier^③

Type	Device	Contactor Size	Number of Poles	Catalog Number	List Price \$
CLM	CLM†C to CLM†F	30–200 Amps	All	CLMKCMR	

① Product Category: IEC.

② Coil kits for 20 amp CLM contactors include the coil clearing auxiliary contact.

③ For 30–200 amp CLM contactors, in the event that either the coil or the control module fails, it is recommended that both be replaced.

Replacement Parts


Lighting Contactors, CLM, CMB, CMF & CMN

Selection

Ordering Information

- ▶ For **CLM**: 5th character of contactor catalog number indicates Frame Size.
- ▶ For **CMB, CMF, CMN**: 4th character of contactor catalog number indicates Frame Size.

Main Contacts 20 Amp Lighting Contactors

 <p>CLM4097334</p>	Type	Contactor Size	Number of Poles	Location	Catalog Number	List Price \$
	CLM	20 Amp	2	Top or Bottom	CLM4097331 CLM4097332 CLM4097333 CLM4097334	
			3	Top		
			4	Top or Bottom		
			6	Top or Bottom		


Main Contacts 30–400 Amp Lighting Contactors

Type	Frame Size	Contactor Size	Number of Poles	Catalog Number	List Price \$
CLM	C	30 Amp	2	CLMCCK02 CLMCCK03 CLMCCK04 CLMCCK05	
			3		
			4		
			5		
	D	60 Amp	2	CLMDCK02 CLMDCK03 CLMDCK04 CLMDCK05	
			3		
			4		
	E	100 Amp	2	CLMECK02 CLMECK03 CLMECK04 CLMECK05	
			3		
	F	200 Amp	2	CLMFCK02 CLMFCK03 CLMFCK04 CLMFCK05	
			3		
			4		
G	300 Amp	2	CLMGCK02 CLMGCK03		
		3			
H	400 Amp	2	CLMHCK02 CLMHCK03		
		3			

Auxiliary Contact Blocks 20 Amp Lighting Contactors[ⓐ]

Type	Contactor Size	Contacts	Catalog Number	List Price \$
CLM	20 Amp	1 Form C NO, NC Contact 2 Form C NO, NC Contacts	CLM4097291 CLM4097292	

Auxiliary Contact Blocks 30–400 Amp Lighting Contactors

 <p>CLMFCAK11</p>	Type	Frame Size	Contactor Size	Contact Configuration	Catalog Number	List Price \$
	CLM	C to F [ⓑ]	30–200 Amps	1 NO and 1 NC 2 NC 2 NO 1 Coil Clearing NO and NC	CLMFCAK11 CLMFCAK02 CLMFCAK20 CLMFCK11	
G to H [ⓐ]		300–400 Amps	1 NO and 1 NC 2 NC 2 NO 1 Coil Clearing NO and NC	CLMHCAK11 CLMHCAK02 CLMHCAK20 CLMHCK11		

ⓐ Maximum 1 block per contactor.
 ⓑ Maximum 2 blocks per contactor.

Replacement Parts


Miscellaneous

Selection

Replacement Handle Assemblies and Disconnect Mechanisms Enclosure Types 1, 3R, 4, 4X Stainless Steel & 12

Class	Disconnect (Amps)	Enclosure Size	Handle Assembly Only		Handle Assembly and Disconnect Mechanism	
			Catalog Number	List Price \$	Catalog Number	List Price \$
17, 25, 32, 84, 87, CM, LE	30, 60 & 100	All Standard and Extra-wide Sizes	75D73944015		75D68257103	
37, 88	30 & 60		75D73944018		75D68257048	
17, 25, 32, 84	200		75D73944015		75D68257105	
37, 88, CM, LE	200		75D73944015		75D68257063	
87	200		75D73944023		75D68257068	
17, 25, 37, 87, 88, CM, LE	400 & 600		75D73944027		75D68257078	
Class	Motor Circuit Interrupter (Amps)	Enclosure Size	Handle Assembly Only		Handle Assembly and Disconnect Mechanism	
			Catalog Number	List Price \$	Catalog Number	List Price \$
18, 26, 32, CM, LE	3 - 125	(24"H x 11"W x 8"D), (24"H x 20"W x 8"D)	75D73944025		75D68257080	
18, 26, 32	100 - 125	(36"H x 24"W x 8"D)	75D73944025		75D68257073	
18, 26, 32	150 & 250	All Standard Sizes	75D73944028		75D68257089	
18, 26, 37, 87, 88, CM	300 - 600		75D73944027		75D68257078	
87	3 - 125		75D73944025		75D68257080	
87	150		75D73944028		75D68257089	
87	250		75D73944011		75D68257077	
37, 88	30 - 125		75D73944025		75D68257073	
37, 84, 88, CM	150 - 250		75D73944011		75D68257077	
84	3 - 125		75D73944025		75D68257074	

Quarter Turn Assemblies

Description	Class	Enclosure Type	Catalog Number	List Price \$
	Quarter-Turn Latch	1, 3/3R & 12	75D46260004	
		4 & 4X	75D46260005	

NEMA & General
Purpose Control

17
CONTROL
PRODUCTS