

# C & A

## Building Plastics


BIG STOCKS - LOW PRICES - BEST VALUE!



POLYCARBONATE




FASCIA & SOFFIT



CLADDING



TRIMS



GLAZING BARS



DOOR CANOPIES



GUTTER & PIPE



CORRUGATED SHEETS

PLUS LOTS MORE!

NEW PRODUCTS  
DRY VERGE



EDPM RUBBER ROOFING



ARTIFICIAL GRASS



Over 49 Years supplying a HUGE range of plastic building materials NATIONWIDE!

SHOP ONLINE NOW!

[www.cabp.co.uk](http://www.cabp.co.uk)

Gillingham Depot: 01634 37 44 44

London Depot: 0207 474 0474

National Lo-cal Rate: 0845 165 165 8

# CONTENTS PAGE

02

| PAGE | DESCRIPTION                     | PAGE | DESCRIPTION                     | PAGE | DESCRIPTION                    | PAGE | DESCRIPTION                  |
|------|---------------------------------|------|---------------------------------|------|--------------------------------|------|------------------------------|
| 02   | CONTENTS PAGE                   | 26   | SANCTUARY CANOPIES              | 50   | OGEE & BULLNOSE FASCIA—WHITE   | 74   | DOOR CANOPIES—700mm          |
| 03   | ABOUT US                        | 27   | SANCTUARY CANOPIES              | 51   | WOODGRAIN FASCIA & SOFFIT      | 75   | DOOR CANOPIES—900mm          |
| 04   | 4mm SPC* CLEAR & 10mm HAZE      | 28   | GLAZING BAR KNOW HOW            | 52   | COLORMAX—FASCIA & CAPPIT       | 76   | DOOR CANOPIES PREMIER RANGE  |
| 05   | 10mm SPC* CLEAR BRONZE AND OPAL | 29   | GLAZING BAR KNOW HOW            | 53   | COLORMAX—SOFFIT                | 77   | ARTIFICIAL GRASS             |
| 06   | 16mm SPC* HAZE AND CLEAR        | 30   | 3" CORRUGATED SHEET             | 54   | DRY VERGE'S                    | 78   | FLAT ROOF DOMES              |
| 07   | 16mm SPC* BRONZE AND OPAL       | 31   | 3" ACCESSORIES + MINI PROFILE   | 55   | WHITE CLADDING                 | 79   | FLAT ROOF DOMES WITH UPSTAND |
| 08   | 25mm SPC* CLEAR AND HEAT/OPAL   | 32   | BOX CORRUGAED PVC               | 56   | FORTEX TEXTURED CLADDING       | 80   | RUBBER ROOFING               |
| 09   | 25mm SPC* CLEAR/ BRONZE /OPAL   | 33   | BIG 6 & MINI PROFILE CORRUGATED | 57   | FORTEX TEXTURED CLADDING       | 81   | VALUE RANGE                  |
| 10   | 35mm SPC* CLEAR/ BRONZE /OPAL   | 34   | ONDULINE BITUMEN SHEETS         | 58   | FASCIA & CLADDING ACCESSORIES  | 82   | SILICONE                     |
| 11   | 40mm SPC* CLEAR                 | 35   | ONDUVILLA                       | 59   | TRIMS & WINDOW BOARDS          | 83   | SILICONE & ADHESIVE          |
| 12   | MULTIWALL (SPC) KNOW HOW        | 36   | CA32 PLASTIC COATED STEEL       | 60   | SKIRTING                       | 84   | CLEANERS                     |
| 13   | MULTIWALL (SPC) KNOW HOW        | 37   | CA32 STEEL TRIMS                | 61   | ORAC COVING                    | 85   | EXPANDING FOAM               |
| 14   | SPC* ROOF VENTS                 | 38   | GALVASTEEL                      | 62   | VINYL FLOORING                 | 86   | SCREWS & NAILS               |
| 15   | VALE GLAZING BARS               | 39   | 32, 40 & 50mm SOLVENT WASTE     | 63   | VINYL FLOORING                 | 87   | CORRUGATED FIXINGS           |
| 16   | GLEN GLAZING BARS               | 40   | 110mm UNDERGROUND DRAINAGE      | 64   | INTERNAL WALL PANELS 10mm      | 88   | TOOLS                        |
| 17   | HAWK GLAZING BARS               | 41   | 110mm SOIL PIPE & FITTINGS      | 65   | INTERNAL WALL PANELS 10mm      | 89   | TOOLS                        |
| 18   | AVON GLAZING BARS               | 42   | GUTTER—HALF ROUND & SQUARE      | 66   | INTERNAL WALL PANELS 7mm       | 90   | TERMS & CONDITIONS           |
| 19   | AVON GLAZING BARS               | 43   | GUTTER—OGEE AND FULL FLO        | 67   | INTERNAL WALL PANELS 7mm       | 91   | TERMS & CONDITIONS           |
| 20   | PEAK GLAZING BARS               | 44   | DOWN PIPE—ROUND & SQUARE        | 68   | INTERNAL WALL PANELS 5mm       | 92   | DELIVERY INFORMATION & MAPS  |
| 21   | PEAK GLAZING BARS               | 45   | GUTTER & PIPE—ANTHRACITE GREY   | 69   | INTERNAL WALL PANELS 5mm       | 93   | DELIVERY CHARGES             |
| 22   | YORK GLAZING BARS               | 46   | GUTTER & PIPE— CAST IRON        | 70   | SOLID FLAT SHEET WHITE PVC     | 94   | HOW TO ORDER                 |
| 23   | YORK GLAZING BARS               | 47   | GUTTER ACCESSORIES              | 71   | SOLID FLAT SHEET POLYCARBONATE | 95   | ORDER FORM                   |
| 24   | GLAZING BAR ACCESSORIES         | 48   | SQUARE FASCIA & CAPPIT—WHITE    | 72   | SUSPENDED CEILING FRAME        |      |                              |
| 25   | GLAZING BAR ACCESSORIES         | 49   | SOFFIT BOARDS—WHITE             | 73   | SUSPENDED CEILING TILES        |      |                              |

\*SPC=Structured Polycarbonate



# C & A Building Plastics

Tel 01634 374444 [www.cabp.co.uk](http://www.cabp.co.uk)

EST  
1968

C & A were established in 1968 by the founding couple Charles and Audrey. Back then, plastics were a relatively new product for the construction industry but C & A had the vision that these were going to be important building blocks for the future. Coming from a carpentry background, it only made sense that these carpentry skills should be used in conjunction with the new emerging plastic products, and the focus was on canopies and carports. These canopies were made-to-measure, sold as either self-assembly kits or with a complete installation service provided. With their success, C & A became one of the largest distributors of PVC corrugated sheets in the UK! Then came the new kid in town — “Multiwall Polycarbonate”. Over the years, C & A have become one of the largest independent UK stock holders of polycarbonate sheeting and have continued to stay at the leading edge of this product range. We are often consulted by the manufacturers as to the product’s feasibility in the UK market before it goes into full production and is not uncommon for C & A to take part in initial production runs to help launch new product lines to the UK.

It’s never easy trying to stay at the front of the market. C & A missed the emergence of the UPVC fascia and soffit market in the 1990’s and were playing catch up for a while, therefore we now always encourage feedback and suggestions to help ensure that we do not miss these sorts of opportunities in future. Part of our continuous innovation has resulted in C & A designing our own range of glazing bars over the years, each with different attributes. For example, the Avon is 58mm wide to make for easier installation on wide fluted sheets, but the Hawk bar is 48mm wide and fits neatly on 2” timber rafters. We try to offer products to suit every project and this has resulted in the development of products that are fundamentally using the same concept, but offering varying designs to cater for most applications, to certainly try to please everyone.

C & A today is not too dissimilar to the founding beginnings - it is still a family firm, but we now have a lot more than 2 people! Plastics are still becoming ever more important to the building industry and we take pride in keeping at the cutting edge of this industry. With regular talks with industry experts, helping us to look at ways to improve products, service and value for money.

Recently, we have renewed our website to give a far better customer experience with order history lookup, plus many other benefits. The site now boasts more and ever growing product video collections, designed to help customers understand the products. These are just the improvements that are visible to you the customer, but rest assured we work just as hard behind the scenes too. Please ensure you keep your records up to date with us, so that you can be the first to hear all about our newest developments, products and special offers!



## ABOUT C&A BUILDING PLASTICS

## 4mm CLEAR

TWINWALL POLYCARBONATE




**3.9**  
"U" VALUE

- ▶ Lightweight
- ▶ Insulating
- ▶ Low cost

**0.8**  
KG/sq.m

**MAX**  
SUNLIGHT  
**MAX**  
VISION



### GREENHOUSE PACK

#### Pack of 10 Sheets

SHEET SIZE: 4ft x 2ft (1220mm x 610mm)

4mm Multiwall Polycarbonate sheets are perfect for greenhouse glass replacement as a low cost alternative to glass, giving a long life and they are also easily trimmed to size.

| PART      | PRICE  |
|-----------|--------|
| KB41206CL | £39.99 |

## 10mm HAZE

TWINWALL POLYCARBONATE

**3.1**  
"U" VALUE

**UV**  
PROTECTION

**1.5**  
KG/sq.m

**MIN**  
SUNLIGHT  
**MIN**  
VISION

**C&A HOME BRAND**

Offers Quality with affordability



Exclusive to  
**C&A Building Plastics**

These super value sheets have a high regrind content allowing them to offer dependable roofing at the lowest possible cost. Misty White in-colour to give a clean look, privacy & shade.

### 4mm CLEAR **BONUS**



| WIDTH         | 695mm (2' 3 1/2") |        | 1047mm (3' 5 1/2") |        | 2100mm (6' 10 1/2") |        |       |
|---------------|-------------------|--------|--------------------|--------|---------------------|--------|-------|
|               | LENGTH            | PART   | PRICE              | PART   | PRICE               | PART   | PRICE |
| 1.0M (3' 3")  | MB41007CL         | £3.67  | MB41010CL          | £5.39  | MB41021CL           | £11.33 |       |
| 1.5M (4' 11") | MB41507CL         | £5.78  | MB41510CL          | £8.50  | MB41521CL           | £17.80 |       |
| 2.0M (6' 6")  | MB42007CL         | £7.34  | MB42010CL          | £10.79 | MB42021CL           | £22.66 |       |
| 2.5M (8' 2")  | MB42507CL         | £9.63  | MB42510CL          | £14.16 | MB42521CL           | £29.67 |       |
| 3.0M (9' 10") | MB43007CL         | £11.01 | MB43010CL          | £16.18 | MB43021CL           | £33.98 |       |
| 3.5M (11' 6") | MB43507CL         | £13.46 | MB43510CL          | £19.82 | MB43521CL           | £41.54 |       |
| 4.0M (13' 1") | MB44007CL         | £14.67 | MB44010CL          | £21.57 | MB44021CL           | £45.31 |       |
| 5.0M (16' 5") | MB45007CL         | £19.24 | MB45010CL          | £28.33 | MB45021CL           | £59.33 |       |
| 6.0M (19' 8") | MB46007CL         | £22.01 | MB46010CL          | £32.36 | MB46021CL           | £67.97 |       |

### **BUDGET** 10mm HAZE



| WIDTH         | 700mm (2' 3 1/2") |        | 1047mm (3' 5 1/2") |        | 2100mm (6' 10 1/2") |        |       |
|---------------|-------------------|--------|--------------------|--------|---------------------|--------|-------|
|               | LENGTH            | PART   | PRICE              | PART   | PRICE               | PART   | PRICE |
| 1.0M (3' 3")  | MHE1007WH         | £5.32  | MHE1010WH          | £7.96  | MHE1021WH           | £16.39 |       |
| 1.5M (4' 11") | MHE1507WH         | £7.99  | MHE1510WH          | £11.95 | MHE1521WH           | £24.59 |       |
| 2.0M (6' 6")  | MHE2007WH         | £10.65 | MHE2010WH          | £15.93 | MHE2021WH           | £32.78 |       |
| 2.5M (8' 2")  | MHE2507WH         | £14.21 | MHE2510WH          | £21.51 | MHE2521WH           | £43.90 |       |
| 3.0M (9' 10") | MHE3007WH         | £15.97 | MHE3010WH          | £23.89 | MHE3021WH           | £48.81 |       |
| 3.5M (11' 6") | MHE3507WH         | £19.69 | MHE3510WH          | £29.25 | MHE3521WH           | £60.28 |       |
| 4.0M (13' 1") | MHE4007WH         | £21.30 | MHE4010WH          | £31.86 | MHE4021WH           | £65.57 |       |
| 5.0M (16' 5") | MHE5007WH         | £28.42 | MHE5010WH          | £42.81 | MHE5021WH           | £87.80 |       |
| 6.0M (19' 8") | MHE6007WH         | £31.89 | MHE6010WH          | £47.78 | MHE6021WH           | £98.38 |       |

### SHEET END CLOSURE For 10mm sheets

| LENGTH | COLOUR | PART   | PRICE | COLOUR | PART   | PRICE |
|--------|--------|--------|-------|--------|--------|-------|
| 1050mm | WHITE  | UE10WH | £1.42 | BROWN  | UE10BR | £1.55 |
| 2100mm | WHITE  | UE21WH | £2.84 | BROWN  | UE21BR | £3.10 |



## SEALING BUTTONS

Pack of 10  
For 10mm sheets



WHITE

BROWN

| PART  | PRICE | PART  | PRICE |
|-------|-------|-------|-------|
| B10WH | £4.50 | B10BR | £4.96 |

## SEALING TAPES

10M roll  
For 10mm sheets



Aluminium Tape

Ventilation Tape

| PART | PRICE | PART | PRICE |
|------|-------|------|-------|
| TA10 | £1.35 | TV10 | £4.93 |

# 10mm TWINWALL POLYCARBONATE

C&A HOME BRAND

Offers Quality with affordability

C & A's extremely popular home brand sheeting is a high quality sheeting. Made from pure polycarbonate material and combined with a light weight structure to allow for roofing on a budget but have more rigidity than 4mm twinwall sheets. All the colours admit various levels of light to help to reduce glare. These sheets are the perfect choice for low cost installations of open sided structures, canopies and gazebos.

UV PROTECTION

3.1 "U" VALUE

1.5 KG/sq.m

MAX SUNLIGHT  
MAX VISION

IDEAL FOR CARPORTS & OPEN STRUCTURES

SOME SUNLIGHT  
LOW VISION

SHADED EFFECT

SOME SUNLIGHT  
NO VISION

PEARLESCENT TRANSLUCENT

This Clear sheet offers no real shade and reduces light by a small amount and has subtle rib lines across the width of the sheet

This sheet's gentle bronzed tint gives a good level of shade, reducing the sun's glare for roofs exposed to direct sunlight.


Opal sheets transmit some translucent light, but not sight, so provides privacy for overlooked roofs. It also immediately reflects some of the sun's heat.

| CLEAR        |                               |        |                                |        |                 |         | BRONZE                        |        |                                |        |                 |         | OPAL                          |        |                                |        |                 |         |
|--------------|-------------------------------|--------|--------------------------------|--------|-----------------|---------|-------------------------------|--------|--------------------------------|--------|-----------------|---------|-------------------------------|--------|--------------------------------|--------|-----------------|---------|
| WIDTH        | 695mm (2' 3 <sup>3/8</sup> ") |        | 1045mm (3' 5 <sup>1/8</sup> ") |        | 2090mm (6' 10") |         | 695mm (2' 3 <sup>3/8</sup> ") |        | 1045mm (3' 5 <sup>1/8</sup> ") |        | 2090mm (6' 10") |         | 695mm (2' 3 <sup>3/8</sup> ") |        | 1045mm (3' 5 <sup>1/8</sup> ") |        | 2090mm (6' 10") |         |
| LENGTH       | PART                          | PRICE  | PART                           | PRICE  | PART            | PRICE   | PART                          | PRICE  | PART                           | PRICE  | PART            | PRICE   | PART                          | PRICE  | PART                           | PRICE  | PART            | PRICE   |
| 1.0M (3'3")  | MBE1007CL                     | £5.85  | MBE1010CL                      | £8.78  | MBE1021CL       | £18.11  | MBE1007BR                     | £6.25  | MBE1010BR                      | £9.28  | MBE1021BR       | £18.92  | MBE1007WH                     | £6.18  | MBE1010WH                      | £9.20  | MBE1021WH       | £18.66  |
| 1.5M (4'11") | MBE1507CL                     | £8.78  | MBE1510CL                      | £13.17 | MBE1521CL       | £27.16  | MBE1507BR                     | £9.37  | MBE1510BR                      | £13.93 | MBE1521BR       | £28.38  | MBE1507WH                     | £9.27  | MBE1510WH                      | £13.79 | MBE1521WH       | £27.98  |
| 2.0M (6'6")  | MBE2007CL                     | £11.70 | MBE2010CL                      | £17.56 | MBE2021CL       | £36.21  | MBE2007BR                     | £12.50 | MBE2010BR                      | £18.57 | MBE2021BR       | £37.84  | MBE2007WH                     | £12.36 | MBE2010WH                      | £18.39 | MBE2021WH       | £37.31  |
| 2.5M (8'2")  | MBE2507CL                     | £15.80 | MBE2510CL                      | £23.69 | MBE2521CL       | £48.88  | MBE2507BR                     | £16.87 | MBE2510BR                      | £24.99 | MBE2521BR       | £51.08  | MBE2507WH                     | £16.70 | MBE2510WH                      | £24.74 | MBE2521WH       | £50.37  |
| 3.0M (9'10") | MBE3007CL                     | £17.56 | MBE3010CL                      | £26.33 | MBE3021CL       | £54.32  | MBE3007BR                     | £18.74 | MBE3010BR                      | £27.85 | MBE3021BR       | £56.76  | MBE3007WH                     | £18.13 | MBE3010WH                      | £27.49 | MBE3021WH       | £55.97  |
| 3.5M (11'6") | MBE3507CL                     | £21.65 | MBE3510CL                      | £32.47 | MBE3521CL       | £66.99  | MBE3507BR                     | £23.09 | MBE3510BR                      | £34.45 | MBE3521BR       | £70.00  | MBE3507WH                     | £22.87 | MBE3510WH                      | £34.01 | MBE3521WH       | £69.03  |
| 4.0M (13'1") | MBE4007CL                     | £23.41 | MBE4010CL                      | £35.11 | MBE4021CL       | £72.42  | MBE4007BR                     | £24.97 | MBE4010BR                      | £37.14 | MBE4021BR       | £75.68  | MBE4007WH                     | £24.73 | MBE4010WH                      | £36.78 | MBE4021WH       | £74.62  |
| 5.0M (16'5") | MBE5007CL                     | £31.59 | MBE5010CL                      | £47.26 | MBE5021CL       | £97.77  | MBE5007BR                     | £33.75 | MBE5010BR                      | £49.98 | MBE5021BR       | £102.17 | MBE5007WH                     | £33.40 | MBE5010WH                      | £49.48 | MBE5021WH       | £100.74 |
| 6.0M (19'8") | MBE6007CL                     | £35.11 | MBE6010CL                      | £52.67 | MBE6021CL       | £108.64 | MBE6007BR                     | £37.39 | MBE6010BR                      | £55.70 | MBE6021BR       | £113.52 | MBE6007WH                     | £37.09 | MBE6010WH                      | £55.29 | MBE6021WH       | £111.94 |

## 10mm STRUCTURED POLYCARBONATE

## 16mm HAZE

TRIPLE-WALL POLYCARBONATE



Exclusive to  
**C&A Building Plastics**

**BUDGET**

### 16mm HAZE

| WIDTH         | 700mm (2' 3 <sup>1/2</sup> " ) |        | 1047mm (3' 5 <sup>1/4</sup> " ) |        | 2100mm (6' 10 <sup>1/2</sup> " ) |         |
|---------------|--------------------------------|--------|---------------------------------|--------|----------------------------------|---------|
| LENGTH        | PART                           | PRICE  | PART                            | PRICE  | PART                             | PRICE   |
| 1.0M (3' 3")  | MHT1007WH                      | £8.73  | MHT1010WH                       | £13.05 | MHT1021WH                        | £26.16  |
| 1.5M (4' 11") | MHT1507WH                      | £13.10 | MHT1510WH                       | £19.57 | MHT1521WH                        | £39.24  |
| 2.0M (6' 6")  | MHT2007WH                      | £17.40 | MHT2010WH                       | £26.09 | MHT2021WH                        | £52.32  |
| 2.5M (8' 2")  | MHT2507WH                      | £23.58 | MHT2510WH                       | £35.18 | MHT2521WH                        | £70.58  |
| 3.0M (9' 10") | MHT3007WH                      | £26.20 | MHT3010WH                       | £39.14 | MHT3021WH                        | £78.47  |
| 3.5M (11' 6") | MHT3507WH                      | £32.43 | MHT3510WH                       | £48.27 | MHT3521WH                        | £96.78  |
| 4.0M (13' 1") | MHT4007WH                      | £34.94 | MHT4010WH                       | £52.18 | MHT4021WH                        | £104.49 |
| 5.0M (16' 5") | MHT5007WH                      | £47.17 | MHT5010WH                       | £70.36 | MHT5021WH                        | £141.15 |
| 6.0M (19' 8") | MHT6007WH                      | £52.40 | MHT6010WH                       | £78.28 | MHT6021WH                        | £156.95 |

**2.4**  
"U" VALUE

**UV**  
PROTECTION

**2.5**  
KG/sq.m


**MIN**  
SUNLIGHT  
LOW  
VISION

These super value sheets have a high regrind content allowing them to offer dependable roofing at the lowest possible cost. Misty White in colour to give a clean look, privacy & shade.

## 16mm CLEAR

NINE-WALL POLYCARBONATE

**Lexan\*** Tough Virtually Unbreakable Polycarbonate Sheet



**1.8**  
"U" VALUE

**UV**  
PROTECTION

**2.5**  
KG/sq.m

**MAX**  
SUNLIGHT  
MAX  
VISION

### 16mm CLEAR

| WIDTH         | 980mm (3'2 <sup>1/2</sup> " ) |         |
|---------------|-------------------------------|---------|
| LENGTH        | PART                          | PRICE   |
| 1.0M (3' 3")  | MFT1098CL                     | £14.53  |
| 1.5M (4' 11") | MFT1598CL                     | £21.81  |
| 2.0M (6' 6")  | MFT2098CL                     | £28.55  |
| 2.5M (8' 2")  | MFT2598CL                     | £39.25  |
| 3.0M (9' 10") | MFT3098CL                     | £43.61  |
| 3.5M (11' 6") | MFT3598CL                     | £53.79  |
| 4.0M (13' 1") | MFT4098CL                     | £58.16  |
| 5.0M (16' 5") | MFT5098CL                     | £78.51  |
| 6.0M (19' 8") | MFT6098CL                     | £88.27  |
| 7.0M (22'10") | MFT7098CL                     | £107.58 |

**One of the best value Clear Multiwall sheets on the market.**  
This sheet has been made to have an increased rigidity and a high level of heat insulation. These qualities make this sheet ideal for wide span canopies and conservatories that are occasionally heated.

Being a handy 980mm wide sheet helps make for very easy and simple roof construction.

> Glazing bars and their roof timbers can be set exactly 1 metre apart—a simple bar centre measurement.

> Both long edges of the sheet are sealed, because they are unlikely to need cutting.

> Easy to handle as a smaller width.

> Less need to trim and cut to size, which means a quicker easier roof installation.

### + SHEET FITTINGS

### SHEET END CLOSURE

For 16mm sheets  
Used as endcaps at both ends of the sheet

| COLOUR | WHITE  |        | BROWN |        |       |
|--------|--------|--------|-------|--------|-------|
|        | LENGTH | PART   | PRICE | PART   | PRICE |
|        | 1050mm | UT10WH | £1.69 | UT10BR | £2.08 |
|        | 2100mm | UT21WH | £3.32 | UT21BR | £3.74 |



**FOR 16mm SHEETS**

**SEALING BUTTONS**

Pack of 10  
For 16mm sheets



WHITE

BROWN

| PART  | PRICE | PART  | PRICE |
|-------|-------|-------|-------|
| B16WH | £4.60 | B16BR | £4.97 |

**SEALING TAPES**

10M roll  
For 16mm sheets



| Aluminium Tape |       | Ventilation Tape |       |
|----------------|-------|------------------|-------|
| PART           | PRICE | PART             | PRICE |
| TA16           | £1.79 | TV16             | £7.39 |

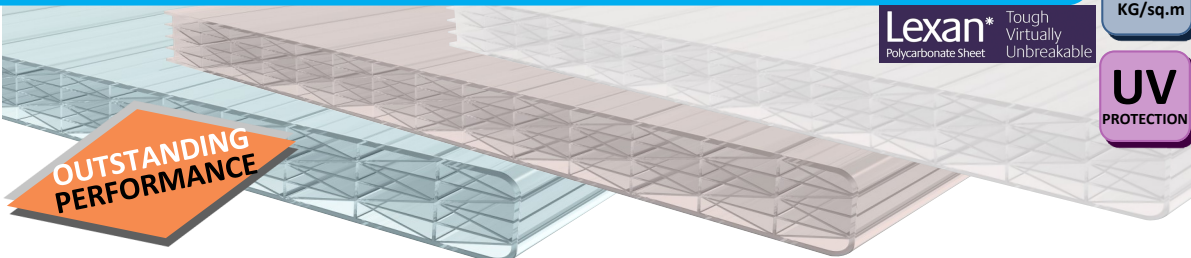
# 16mm CLEAR / BRONZE / OPAL WHITE NINE-WALL POLYCARBONATE

**1.8**  
"U" VALUE

**2.5**  
KG/sq.m

**UV**  
PROTECTION

With **NEW** technology from one of the world's biggest brands these sheets provide increased rigidity and a level of heat insulation that was previously considered unobtainable from a 16mm sheet. These qualities make this sheet ideal for wide span canopies and conservatories that are occasionally heated.



**Lexan\*** Tough Virtually Unbreakable  
Polycarbonate Sheet

**OUTSTANDING PERFORMANCE**

| SIZE         | <b>FINEST 16mm CLEAR</b>      |        |                                |        |                 |         | <b>FINEST 16mm BRONZE</b>     |        |                                |        |                 |         | <b>FINEST 16mm OPAL WHITE</b> |        |                                |        |                 |         |
|--------------|-------------------------------|--------|--------------------------------|--------|-----------------|---------|-------------------------------|--------|--------------------------------|--------|-----------------|---------|-------------------------------|--------|--------------------------------|--------|-----------------|---------|
|              | 695mm (2' 3 <sup>3/8</sup> ") |        | 1045mm (3' 5 <sup>1/8</sup> ") |        | 2090mm (6' 10") |         | 695mm (2' 3 <sup>3/8</sup> ") |        | 1045mm (3' 5 <sup>1/8</sup> ") |        | 2090mm (6' 10") |         | 695mm (2' 3 <sup>3/8</sup> ") |        | 1045mm (3' 5 <sup>1/8</sup> ") |        | 2090mm (6' 10") |         |
| WIDTH        | PART                          | PRICE  | PART                           | PRICE  | PART            | PRICE   | PART                          | PRICE  | PART                           | PRICE  | PART            | PRICE   | PART                          | PRICE  | PART                           | PRICE  | PART            | PRICE   |
| 1.0M (3'3")  | MFT1007CL                     | £9.88  | MFT1010CL                      | £14.53 | MFT1021CL       | £30.54  | MFT1007BR                     | £10.40 | MFT1010BR                      | £15.45 | MFT1021BR       | £32.39  | MFT1007WH                     | £10.10 | MFT1010WH                      | £15.69 | MFT1021WH       | £31.41  |
| 1.5M (4'11") | MFT1507CL                     | £14.84 | MFT1510CL                      | £21.81 | MFT1521CL       | £45.81  | MFT1507BR                     | £15.58 | MFT1510BR                      | £23.16 | MFT1521BR       | £48.58  | MFT1507WH                     | £15.14 | MFT1510WH                      | £22.75 | MFT1521WH       | £52.34  |
| 2.0M (6'6")  | MFT2007CL                     | £19.77 | MFT2010CL                      | £28.55 | MFT2021CL       | £61.09  | MFT2007BR                     | £20.78 | MFT2010BR                      | £30.87 | MFT2021BR       | £64.76  | MFT2007WH                     | £20.22 | MFT2010WH                      | £30.33 | MFT2021WH       | £62.70  |
| 2.5M (8'2")  | MFT2507CL                     | £26.68 | MFT2510CL                      | £39.25 | MFT2521CL       | £82.46  | MFT2507BR                     | £28.05 | MFT2510BR                      | £41.69 | MFT2521BR       | £87.43  | MFT2507WH                     | £27.22 | MFT2510WH                      | £40.82 | MFT2521WH       | £84.78  |
| 3.0M (9'10") | MFT3007CL                     | £29.66 | MFT3010CL                      | £43.61 | MFT3021CL       | £91.62  | MFT3007BR                     | £31.17 | MFT3010BR                      | £46.32 | MFT3021BR       | £97.16  | MFT3007WH                     | £30.22 | MFT3010WH                      | £45.50 | MFT3021WH       | £94.21  |
| 3.5M (11'6") | MFT3507CL                     | £36.58 | MFT3510CL                      | £53.79 | MFT3521CL       | £112.99 | MFT3507BR                     | £38.44 | MFT3510BR                      | £57.13 | MFT3521BR       | £119.82 | MFT3507WH                     | £37.40 | MFT3510WH                      | £56.12 | MFT3521WH       | £116.05 |
| 4.0M (13'1") | MFT4007CL                     | £39.55 | MFT4010CL                      | £58.16 | MFT4021CL       | £122.17 | MFT4007BR                     | £41.56 | MFT4010BR                      | £61.75 | MFT4021BR       | £129.54 | MFT4007WH                     | £40.43 | MFT4010WH                      | £60.67 | MFT4021WH       | £124.56 |
| 5.0M (16'5") | MFT5007CL                     | £53.37 | MFT5010CL                      | £78.51 | MFT5021CL       | £164.91 | MFT5007BR                     | £56.10 | MFT5010BR                      | £83.37 | MFT5021BR       | £174.87 | MFT5007WH                     | £54.42 | MFT5010WH                      | £81.66 | MFT5021WH       | £169.47 |
| 6.0M (19'8") | MFT6007CL                     | £59.33 | MFT6010CL                      | £88.27 | MFT6021CL       | £183.25 | MFT6007BR                     | £62.76 | MFT6010BR                      | £93.71 | MFT6021BR       | £195.36 | MFT6007WH                     | £61.70 | MFT6010WH                      | £92.38 | MFT6021WH       | £191.88 |

**16mm STRUCTURED POLYCARBONATE**



# 25mm STRUCTURED POLYCARBONATE

## 25mm CLEAR NINEWALL POLYCARBONATE

**1.4**  
"U" VALUE


**UV**  
PROTECTION  
Both sides

**3.0**  
KG/sq.m

**MAX**  
SUNLIGHT  
**MAX**  
VISION

**SUPER SHEET**

Exclusive to  
**C&A Building Plastics**



**980mm** 

| WIDTH          | 980mm (3' 2 <sup>1/2</sup> " ) |         |
|----------------|--------------------------------|---------|
| LENGTH         | PART                           | PRICE   |
| 1.0M (3' 3")   | MFQ1098CL                      | £17.45  |
| 1.5M (4' 11")  | MFQ1598CL                      | £26.18  |
| 2.0M (6' 6")   | MFQ2098CL                      | £34.90  |
| 2.5M (8' 2")   | MFQ2598CL                      | £45.38  |
| 3.0M (9' 10")  | MFQ3098CL                      | £52.35  |
| 3.5M (11' 6")  | MFQ3598CL                      | £62.82  |
| 4.0M (13' 1")  | MFQ4098CL                      | £69.80  |
| 5.0M (16' 5")  | MFQ5098CL                      | £90.76  |
| 6.0M (19' 8")  | MFQ6098CL                      | £106.47 |
| 7.0M (22' 10") | MFQ7098CL                      | £128.79 |

With Insulation Values better than some 35mm sheets, this sheet is also extremely rigid allowing wider spans between glazing bars. It also has an anti-UV coating on BOTH sides of the sheet so it does not matter which way up the sheet is laid on the roof.

At a handy 980mm wide size these sheets make for very easy and simple roof construction.

> Glazing bars and their roof timbers can be set exactly 1 metre apart—a simple bar centre measurement.

> Both long edges of the sheet are sealed, because they are unlikely to need cutting.

> Less need to trim and cut to size, which means a quicker easier roof installation.

**Lexan** \* Tough Virtually Unbreakable  
Polycarbonate Sheet

## 25mm HEATGUARD OPAL SEVENWALL POLYCARBONATE

**1.6**  
"U" VALUE


**UV**  
PROTECTION

**3.1**  
KG/sq.m

**HEAT SHIELD**  
PROTECTION

This unique sheet is ideal for south-facing conservatories. Manufactured using a high quality dual-extrusion process resulting in two layers of polycarbonate. The metalised top layer provides shade and reflect solar heat, whilst the bottom Opal tinted layer provides evenly diffused light below and reflects artificial light.



**BONUS HEATGUARD OPAL** 

| WIDTH         | 700mm (2' 3 <sup>1/2</sup> " ) |        | 1047mm (3' 5 <sup>1/4</sup> " ) |         | 2100mm (6' 10 <sup>1/2</sup> " ) |         |
|---------------|--------------------------------|--------|---------------------------------|---------|----------------------------------|---------|
| LENGTH        | PART                           | PRICE  | PART                            | PRICE   | PART                             | PRICE   |
| 1.0M (3' 3")  | MBQ1007H0                      | £15.31 | MBQ1010H0                       | £22.72  | MBQ1021H0                        | £46.85  |
| 1.5M (4' 11") | MBQ1507H0                      | £22.89 | MBQ1510H0                       | £34.08  | MBQ1521H0                        | £70.27  |
| 2.0M (6' 6")  | MBQ2007H0                      | £30.62 | MBQ2010H0                       | £45.44  | MBQ2021H0                        | £93.70  |
| 2.5M (8' 2")  | MBQ2507H0                      | £41.33 | MBQ2510H0                       | £61.34  | MBQ2521H0                        | £126.53 |
| 3.0M (9' 10") | MBQ3007H0                      | £45.93 | MBQ3010H0                       | £68.17  | MBQ3021H0                        | £140.55 |
| 3.5M (11' 6") | MBQ3507H0                      | £56.55 | MBQ3510H0                       | £83.96  | MBQ3521H0                        | £172.96 |
| 4.0M (13' 1") | MBQ4007H0                      | £61.24 | MBQ4010H0                       | £90.89  | MBQ4021H0                        | £187.40 |
| 5.0M (16' 5") | MBQ5007H0                      | £82.64 | MBQ5010H0                       | £122.64 | MBQ5021H0                        | £252.53 |
| 6.0M (19' 8") | MBQ6007H0                      | £93.39 | MBQ6010H0                       | £136.46 | MBQ6021H0                        | £286.23 |

### + SHEET FITTINGS

### SHEET END CLOSURE

For 25mm sheets  
Used as endcaps at both ends of the sheet

| COLOUR | WHITE  |       | BROWN  |       |
|--------|--------|-------|--------|-------|
|        | PART   | PRICE | PART   | PRICE |
| LENGTH |        |       |        |       |
| 1050mm | UQ10WH | £2.37 | UQ10BR | £2.59 |
| 2100mm | UQ21WH | £4.28 | UQ21BR | £4.75 |



**FOR 25mm SHEETS**

**SEALING BUTTONS**

Pack of 10  
For 25mm sheets



| WHITE |       | BROWN |       |
|-------|-------|-------|-------|
| PART  | PRICE | PART  | PRICE |
| B25WH | £4.73 | B25BR | £4.98 |

**SEALING TAPES**

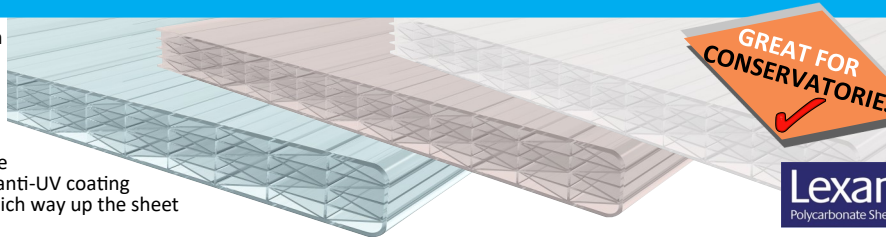
10M roll  
For 25mm sheets



| Aluminium Tape |       | Ventilation Tape |       |
|----------------|-------|------------------|-------|
| PART           | PRICE | PART             | PRICE |
| TA25           | £1.97 | TV25             | £8.67 |

# 25mm CLEAR / BRONZE / OPAL WHITE NINE-WALL POLYCARBONATE

C&A are proud to introduce these 25mm sheets with their new cutting-edge technology. With Insulation Values better than some 35mm sheets, the number of finely divided cells also adds to the sheet's rigidity allowing wider spans between glazing bars.



**GREAT FOR CONSERVATORIES**

**1.4**  
"U" VALUE

**3.0**  
KG/sq.m

**UV**  
PROTECTION  
Both sides

Another great factor to our 25mm sheet is, unlike the majority of multiwall polycarbonate sheeting, it has anti-UV coating on BOTH SIDES of the sheet so it does not matter which way up the sheet is laid on the roof.

**Lexan\*** Tough Virtually Unbreakable  
Polycarbonate Sheet

| SIZE         | <b>FINEST 25mm CLEAR</b>      |        |                                |         |                 |         | <b>FINEST 25mm BRONZE</b>     |        |                                |         |                 |         | <b>FINEST 25mm OPAL WHITE</b> |        |                                |         |                 |         |
|--------------|-------------------------------|--------|--------------------------------|---------|-----------------|---------|-------------------------------|--------|--------------------------------|---------|-----------------|---------|-------------------------------|--------|--------------------------------|---------|-----------------|---------|
| WIDTH ▶      | 695mm (2' 3 <sup>3/8</sup> ") |        | 1045mm (3' 5 <sup>1/8</sup> ") |         | 2090mm (6' 10") |         | 695mm (2' 3 <sup>3/8</sup> ") |        | 1045mm (3' 5 <sup>1/8</sup> ") |         | 2090mm (6' 10") |         | 695mm (2' 3 <sup>3/8</sup> ") |        | 1045mm (3' 5 <sup>1/8</sup> ") |         | 2090mm (6' 10") |         |
| LENGTH ▼     | PART                          | PRICE  | PART                           | PRICE   | PART            | PRICE   | PART                          | PRICE  | PART                           | PRICE   | PART            | PRICE   | PART                          | PRICE  | PART                           | PRICE   | PART            | PRICE   |
| 1.0M (3'3")  | MFQ1007CL                     | £11.87 | MFQ1010CL                      | £17.45  | MFQ1021CL       | £36.63  | MFQ1007BR                     | £12.38 | MFQ1010BR                      | £18.54  | MFQ1021BR       | £38.97  | MFQ1007WH                     | £12.13 | MFQ1010WH                      | £18.19  | MFQ1021WH       | £38.19  |
| 1.5M (4'11") | MFQ1507CL                     | £17.79 | MFQ1510CL                      | £26.18  | MFQ1521CL       | £54.97  | MFQ1507BR                     | £18.59 | MFQ1510BR                      | £27.83  | MFQ1521BR       | £58.44  | MFQ1507WH                     | £18.19 | MFQ1510WH                      | £27.27  | MFQ1521WH       | £57.27  |
| 2.0M (6'6")  | MFQ2007CL                     | £23.71 | MFQ2010CL                      | £34.90  | MFQ2021CL       | £73.28  | MFQ2007BR                     | £24.76 | MFQ2010BR                      | £37.08  | MFQ2021BR       | £77.92  | MFQ2007WH                     | £24.26 | MFQ2010WH                      | £36.37  | MFQ2021WH       | £76.38  |
| 2.5M (8'2")  | MFQ2507CL                     | £32.01 | MFQ2510CL                      | £45.38  | MFQ2521CL       | £98.91  | MFQ2507BR                     | £33.42 | MFQ2510BR                      | £50.06  | MFQ2521BR       | £104.43 | MFQ2507WH                     | £32.76 | MFQ2510WH                      | £49.10  | MFQ2521WH       | £103.10 |
| 3.0M (9'10") | MFQ3007CL                     | £35.57 | MFQ3010CL                      | £52.35  | MFQ3021CL       | £109.91 | MFQ3007BR                     | £37.14 | MFQ3010BR                      | £55.64  | MFQ3021BR       | £116.89 | MFQ3007WH                     | £36.39 | MFQ3010WH                      | £54.44  | MFQ3021WH       | £114.57 |
| 3.5M (11'6") | MFQ3507CL                     | £43.86 | MFQ3510CL                      | £62.82  | MFQ3521CL       | £135.56 | MFQ3507BR                     | £45.78 | MFQ3510BR                      | £68.61  | MFQ3521BR       | £144.15 | MFQ3507WH                     | £44.87 | MFQ3510WH                      | £67.26  | MFQ3521WH       | £141.30 |
| 4.0M (13'1") | MFQ4007CL                     | £47.42 | MFQ4010CL                      | £69.80  | MFQ4021CL       | £146.55 | MFQ4007BR                     | £49.52 | MFQ4010BR                      | £74.15  | MFQ4021BR       | £155.85 | MFQ4007WH                     | £48.52 | MFQ4010WH                      | £72.72  | MFQ4021WH       | £152.74 |
| 5.0M (16'5") | MFQ5007CL                     | £64.02 | MFQ5010CL                      | £90.76  | MFQ5021CL       | £197.75 | MFQ5007BR                     | £66.82 | MFQ5010BR                      | £100.13 | MFQ5021BR       | £209.06 | MFQ5007WH                     | £65.53 | MFQ5010WH                      | £98.19  | MFQ5021WH       | £206.20 |
| 6.0M (19'8") | MFQ6007CL                     | £72.38 | MFQ6010CL                      | £106.47 | MFQ6021CL       | £223.70 | MFQ6007BR                     | £76.10 | MFQ6010BR                      | £111.52 | MFQ6021BR       | £239.75 | MFQ6007WH                     | £75.11 | MFQ6010WH                      | £109.73 | MFQ6021WH       | £235.03 |
| 7.0M(22'10") | MFQ7007CL                     | £85.37 | MFQ7010CL                      | £128.79 | MFQ7021CL       | £264.84 | - BY QUOTATION -              |        |                                |         |                 |         | - BY QUOTATION -              |        |                                |         |                 |         |

## 25mm STRUCTURED POLYCARBONATE



## 35mm CLEAR - BRONZE - OPAL WHITE SEVEN-WALL POLYCARBONATE

**1.2**  
"U" VALUE

**3.8**  
KG/sq.m

**UV**  
PROTECTION

Our range of 35mm sheets have excellent Insulation Values and are all manufactured to an extremely high specification. With CLEAR, BRONZE and OPAL WHITE options, we offer the best choices to suit the majority of Conservatories—part-shaded, overlooked or in full sunlight.



SUITABLE FOR USE WITH:

- ▶ AVON Glazing Bars
- ▶ YORK Glazing Bars
- ▶ VALE Glazing Bars

| SIZE         | <b>BONUS</b> 35mm CLEAR |        |                    |         |                     |         | <b>BONUS</b> 35mm BRONZE |         |                    |         |                     |         | <b>BONUS</b> 35mm OPAL WHITE |         |                    |         |                     |         |
|--------------|-------------------------|--------|--------------------|---------|---------------------|---------|--------------------------|---------|--------------------|---------|---------------------|---------|------------------------------|---------|--------------------|---------|---------------------|---------|
|              | 700mm (2' 3 1/2")       |        | 1047mm (3' 5 1/2") |         | 2100mm (6' 10 1/2") |         | 700mm (2' 3 1/2")        |         | 1047mm (3' 5 1/2") |         | 2100mm (6' 10 1/2") |         | 700mm (2' 3 1/2")            |         | 1047mm (3' 5 1/2") |         | 2100mm (6' 10 1/2") |         |
| WIDTH        | PART                    | PRICE  | PART               | PRICE   | PART                | PRICE   | PART                     | PRICE   | PART               | PRICE   | PART                | PRICE   | PART                         | PRICE   | PART               | PRICE   | PART                | PRICE   |
| 1.0M (3'3")  | MBK1007CL               | £16.09 | MBK1010CL          | £23.67  | MBK1021CL           | £49.70  | MBK1007BR                | £17.06  | MBK1010BR          | £25.09  | MBK1021BR           | £52.68  | MBK1007WH                    | £16.74  | MBK1010WH          | £24.61  | MBK1021WH           | £51.70  |
| 1.5M (4'11") | MBK1507CL               | £25.32 | MBK1510CL          | £37.28  | MBK1521CL           | £78.11  | MBK1507BR                | £26.84  | MBK1510BR          | £39.51  | MBK1521BR           | £82.79  | MBK1507WH                    | £26.35  | MBK1510WH          | £38.76  | MBK1521WH           | £81.24  |
| 2.0M (6'6")  | MBK2007CL               | £32.19 | MBK2010CL          | £47.34  | MBK2021CL           | £99.41  | MBK2007BR                | £34.11  | MBK2010BR          | £50.17  | MBK2021BR           | £105.37 | MBK2007WH                    | £33.47  | MBK2010WH          | £49.24  | MBK2021WH           | £103.38 |
| 2.5M (8'2")  | MBK2507CL               | £42.21 | MBK2510CL          | £62.13  | MBK2521CL           | £130.17 | MBK2507BR                | £44.74  | MBK2510BR          | £65.86  | MBK2521BR           | £137.98 | MBK2507WH                    | £43.90  | MBK2510WH          | £64.61  | MBK2521WH           | £135.38 |
| 3.0M (9'10") | MBK3007CL               | £48.28 | MBK3010CL          | £71.01  | MBK3021CL           | £149.11 | MBK3007BR                | £51.17  | MBK3010BR          | £75.26  | MBK3021BR           | £158.06 | MBK3007WH                    | £50.23  | MBK3010WH          | £73.84  | MBK3021WH           | £155.08 |
| 3.5M (11'6") | MBK3507CL               | £59.08 | MBK3510CL          | £86.98  | MBK3521CL           | £182.25 | MBK3507BR                | £62.63  | MBK3510BR          | £92.19  | MBK3521BR           | £193.17 | MBK3507WH                    | £61.46  | MBK3510WH          | £90.45  | MBK3521WH           | £189.54 |
| 4.0M (13'1") | MBK4007CL               | £64.38 | MBK4010CL          | £94.67  | MBK4021CL           | £198.80 | MBK4007BR                | £68.24  | MBK4010BR          | £100.35 | MBK4021BR           | £210.74 | MBK4007WH                    | £66.96  | MBK4010WH          | £98.46  | MBK4021WH           | £206.77 |
| 5.0M (16'5") | MBK5007CL               | £84.41 | MBK5010CL          | £124.26 | MBK5021CL           | £260.34 | MBK5007BR                | £89.47  | MBK5010BR          | £131.73 | MBK5021BR           | £275.97 | MBK5007WH                    | £87.78  | MBK5010WH          | £129.23 | MBK5021WH           | £270.75 |
| 6.0M (19'8") | MBK6007CL               | £96.56 | MBK6010CL          | £142.01 | MBK6021CL           | £298.21 | MBK6007BR                | £102.36 | MBK6010BR          | £150.54 | MBK6021BR           | £316.10 | MBK6007WH                    | £100.43 | MBK6010WH          | £147.68 | MBK6021WH           | £310.13 |

**+ SHEET FITTINGS**  
FOR 35mm SHEETS

**SHEET END CLOSURE FOR 35mm SHEETS**

| COLOUR | WHITE  |       | BROWN  |       |
|--------|--------|-------|--------|-------|
|        | PART   | PRICE | PART   | PRICE |
| 1.2M   | UK12WH | £3.12 | UK12BR | £3.50 |
| 2.1M   | UK21WH | £5.46 | UK21BR | £5.99 |



**SEALING BUTTONS**

Pack of 10 for 35mm



| WHITE |       | BROWN |       |
|-------|-------|-------|-------|
| PART  | PRICE | PART  | PRICE |
| B35WH | £5.30 | B35BR | £5.50 |

**SEALING TAPES**

10m Roll for 35mm



| Aluminium |       | Ventilation |       |
|-----------|-------|-------------|-------|
| PART      | PRICE | PART        | PRICE |
| TA40      | £2.25 | TV40        | £9.48 |

# 40mm CLEAR

**1.1**  
"U" VALUE

**4.3**  
KG/sq.m

**UV**  
PROTECTION

**SOME**  
SUNLIGHT  
**MIN**  
VISION


## NINE WALL POLYCARBONATE

SUITABLE FOR USE WITH:

▶ **AVON** Frame Supported System

▶ **YORK** Self-Supporting System

**THE**  
**ULTIMATE**  
**SHEET**

**FINEST CLEAR** 

| WIDTH          | 1200mm (3' 11 <sup>1/4</sup> " ) |         |
|----------------|----------------------------------|---------|
| LENGTH         | PART                             | PRICE   |
| 1.0M (3' 3")   | MFN1012CL                        | £33.58  |
| 1.5M (4' 11")  | MFN1512CL                        | £50.37  |
| 2.0M (6' 6")   | MFN2012CL                        | £67.16  |
| 2.5M (8' 2")   | MFN2512CL                        | £88.15  |
| 3.0M (9' 10")  | MFN3012CL                        | £100.74 |
| 3.5M (11' 6")  | MFN3512CL                        | £121.38 |
| 4.0M (13' 1")  | MFN4012CL                        | £134.32 |
| 5.0M (16' 5")  | MFN5012CL                        | £176.30 |
| 6.0M (19' 8")  | MFN6012CL                        | £201.47 |
| 7.0M (22' 10") | MFN7012CL                        | £235.05 |

Only UK STOCKIST

## SOUND PROOFING

The multi-celled, braced construction of 40mm 'X' Form Sheets, not only gives the highest insulation, but also acts as an efficient barrier to intrusive exterior airborne noise, making it the ideal sheet to roof conservatories sited near Airports, Motorways and Industrial Sites.



The advanced cell structure of these 40mm polycarbonate sheets provides increased sheet rigidity and the highest Insulation Value of all our Multiwall Polycarbonate range.

**THE RESULT** — 40mm sheets are capable of spanning far wider distances between Glazing Bars, reducing both material costs and construction time. They also have the best sheet properties to help reduce Winter Fuel Costs, due to its superior insulation properties.

**Lexan\*** Tough Virtually Unbreakable  
Polycarbonate Sheet

## + SHEET FITTINGS FOR 40mm SHEETS

### SHEET END CLOSURE FOR 40mm SHEETS

| COLOUR | WHITE  |       | BROWN  |       |
|--------|--------|-------|--------|-------|
|        | PART   | PRICE | PART   | PRICE |
| 1.2M   | UN12WH | £3.65 | UN12BR | £4.10 |
| 2.1M   | UN21WH | £6.40 | UN21BR | £7.20 |



### SEALING BUTTONS

Pack of 10 for 40mm



| WHITE |       | BROWN |       |
|-------|-------|-------|-------|
| PART  | PRICE | PART  | PRICE |
| B40WH | £5.70 | B40BR | £5.90 |

### SEALING TAPES

10m Roll for 40mm



| Aluminium |       | Ventilation |       |
|-----------|-------|-------------|-------|
| PART      | PRICE | PART        | PRICE |
| TA40      | £2.25 | TV40        | £9.48 |

# 40mm STRUCTURED POLYCARBONATE

## MULTIWALL POLYCARBONATE INFORMATION & KNOW-HOW

This information is a broad overview for a working knowledge on Multiwall sheeting, Each sheet will be slightly different due to its structure and resin composition and individual data sheets should be consulted if any doubt of the product's suitability for use.

Multiwall Polycarbonate sheeting is a versatile, easy to cut, lightweight, high-impact resistant, insulating and fire resistant product (most have an AA Fire Rating to BSI Standard 476 or its equivalent in the country of origin). Ideal for roofing or vertical wall cladding applications, and used in many other applications such as set design.

### SHEET SPECIFICATIONS

**3.1**

"U" VALUE

**INSULATION**—The U Value is the measure of heat transfer through the sheet. The lower the number, the less heat is transferred—better insulation and lower fuel bills!

**UV**

PROTECTION

**UV PROTECTION** —The outer face of the sheet has a special coating to prevent degradation by natural UV sunlight. UV stabilised increases a product's life span.

**1.5**

KG/sq.m

**WEIGHT**—Shown per 1M<sup>2</sup>  
As the weight of the sheet increases, generally the level of insulation will also increase.

**MIN**

SUNLIGHT  
MIN  
VISION

**SUNLIGHT AND VISION** — A summary of the sheet's amount of sunlight penetration and the amount of vision it allows through the sheet.

**HEAT**

SHIELD  
PROTECTION

**HEAT SHIELDING** — Sheets with this symbol have a special coating designed to reduce heat, providing a cooler space below the sheet.




**LIGHT TRANSMISSION** —Manufacturer's measure the light that passes through their sheets. However, they use different tests in different laboratories and so real world comparison between them is difficult. This symbol is our own indicator as to the shading we feel they provide. Official figures can be obtained from the individual product data sheets.

### Sheet Storage

> Polycarbonate sheets stored outside in the open must have sheet ends taped up to prevent insects, debris or moisture invading the cells.

> Stacks of polycarbonate sheets should be covered with a light proof sheet to prevent distortion by magnified sunlight.



### Handling Sheets

> Polycarbonate sheets have temporary plastic cover films on their surface each side to protect them from marks or scratches.

> Plastic cover films also indicate which face is the upper side with the UV protection—this will normally be the film printed with writing.

> As it is almost impossible to otherwise tell the two sides apart, **DO NOT REMOVE** the cover film until the sheet is being laid on the roof.



### Cutting Sheets

> Polycarbonate sheets can be easily trimmed using a fine bladed/ toothed handsaw. Power saws should be used with caution and are generally not recommended unless experienced in working with plastics.

> When cutting, support both sides of the cut and saw at a shallow angle with light pressure.

> For long cuts, overlay the approximate cut line with masking tape so an accurate line can be marked.

> Sheet debris from cutting can be removed from the cells with compressed air or a quality vacuum cleaner.



## Sheet Expansion

> Polycarbonate roof sheets must be fitted with a gap that allows them to expand with temperature changes.

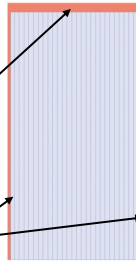
> **AT THE TOP**—Allow a 3mm gap for each metre of the sheets length (this will be covered by a wall flashing).

> **AT THE SIDES**—Allow a 3mm gap between the sheet edge and the centre ribs of the Glazing Bar on both sides (An average bar centre spacing is 20mm wider than the sheet itself. However a 980mm wide sheet allows bars to be set at 1M centres).

EXAMPLE. 3M x 980mm SHEET

9mm expansion allowance for the top edge (3x3)

3mm expansion allowance each side



## Typical Sheet Usage

### THICKNESS

4mm  
6mm  
10mm  
  
16mm  
  
25mm  
35mm  
40mm

### NORMAL AREA OF USE

Basic Horticulture  
Heavy Duty Horticulture  
Premium Horticulture  
Basic Open Structures  
  
Open Structures  
Basic Enclosed Structures  
Enclosed Structures  
Heavy Duty Enclosed Structures  
Prestigious Structures



## Online Resources

[www.cabp.co.uk](http://www.cabp.co.uk)

Getting better information has become easier due to the Internet, so why not have a look at the great features and additional information our website has to offer using your PC, Tablet or Smart Phone, with just a few simple clicks!

> **DATA SHEETS**—There is a wealth of additional information about our products, including Multiwall Polycarbonate sheeting, that can be found online on our website. Our data sheets can be found under a product's **Specification** tab shown on each product's page. This will provide any further product details that we often have direct from the manufacturers themselves.

> **COMPONENT CALCULATORS**—You have decided that you want to build a polycarbonate roof, whether it is an open lean-to, or an enclosed structure such as a conservatory. You have not built one before so you are a little unsure of what the components are and where they go. Don't worry, we have been helping people get it right for a long time!

We have created some easy-to-use online calculators to ensure that you get all the components you need for your roof.

Simply visit the link to the webpage [www.cabp.co.uk/Calculators.htm](http://www.cabp.co.uk/Calculators.htm)

> **PRODUCT VIDEOS**—In addition to the product information we have written online, we also have devised a collection of helpful videos that explain our products or how we recommend using them, to guide you in your building projects. They can be found under an individual product's information, under the **Video** tab.

Hawk Glazing Bars For 10mm, 16mm & 25mm  
NEW COLLECTION  
From £1.19 inc VAT  
£0.19 ex VAT

DESCRIPTION REVIEWS DELIVERY INFO VIDEO

Hawk Canopy Video

**+ WE ARE HERE TO HELP!**  
Simply call us on 08451651658  
and we will try to help there and then on the phone. It's not always easy, as a picture says a thousand words, so we may ask for further information, but most queries can be resolved in a single phone call.

## AVON Bar Component calculator

Please enter data into the **Orange** boxes to calculate your requirements.  
This form will calculate the stock size materials required to cover the area entered. This is not a cut to size service.



Enter distance along host wall in meters

2.5M

Select projection/fall of roof in metres

0.5M

Select Polycarbonate thickness in mm

35mm (Clear, Bronze, Opal or Heat CL)

Select Polycarbonate colour

White

Select Glen Bar & Accessory colour

White

Please Note: These bars are for timber or metal supporting frameworks

Sheet width selected based on max span without purlin support

| SHEETS & ACCESSORIES                     | PART      | QTY |
|--|-----------|-----|
| 2.5M x 1.05M x 25mm Clear                | MFQ2510CL | 5   |
| Vent base for 25mm sheets 10M            | TV25      | 1   |
| All Sape for 25mm sheets 10M             | TA25      | 1   |
| 25mm Sheet endcourse 2.1M White          | UQ21WH    | 5   |
| White fixing buttons pack of 10 for 25mm | FB25WH    | 2   |
| Avon eaves retainer 2.1M White           | AER21WH   | 3   |
| BAR & ACCESSORIES                        | PART      | QTY |
| 2.5M Avon 1625mm bar White               | ATQ25WH   | 6   |
| Glen and Avon bar endcap White           | GAECWH    | 6   |
| 2.5M End cap 16mm 25mm White             | EQ25WH    | 2   |
| 1.5" SS Screws Pack of 25                | SR15      | 2   |
| Gilbrow White                            | BTWH      | 1   |
| White Rubber Mallet                      | TMW       | 1   |
| Pack of 10 plugs and screws 30mm White   | SPF30WH   | 2   |
| 3.0M PVC Wall Flashing White             | PF30WH    | 1   |
| 2.0M PVC Wall Flashing White             | PF20WH    | 1   |




Update Reset Print Add to Cart Form

http://www.cabp.co.uk

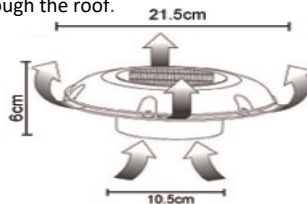
## ROOF VENTILATION FOR POLYCARBONATE ROOFS

Without roof ventilation many conservatories, especially south-facing, can build up such high levels of solar heat that they can become uninhabitable. It is recommended that roofs in direct sunlight have a roof vent for every 6M<sup>2</sup> of roof area, and shaded roofs have a roof vent for every 12M<sup>2</sup> of roof area.

### SOLAR POWERED VENTS

| BASIC 100 MODEL  | MODEL  | PART  | PRICE  |
|--|--|-------|--------|
|  | <b>BASIC 100</b><br>Simple On/Off button only.   | SV100 | £49.95 |
|  | <b>BOOST 300</b><br>Includes Directional fan button & Boost button to turn on without sunlight using an in-built rechargeable battery. | SV300 | £69.10 |
|  | <b>INSTALLATION KIT</b><br>Includes Hole saw & Arbour Saw to cut a neat circular hole in the roof sheet & Clear Stixall.               | SVKIT | £25.00 |

**Ideal for conservatories:** These fans work efficiently as they can be permanently switched on. This means that when the sun shines the fan will automatically extract hot air without the concern that a room will overheat (which could cause damage or worry that a window may have been left open accidentally). In full sunlight these vents will disperse 25M<sup>3</sup> of hot air per hour through the roof.



### UPVC ROOF VENT WINDOWS

White UPVC Frames With Chrome Worm Screw  
W. 550mm x L. 750mm (1' 9<sup>1/2</sup>" x 2' 5<sup>1/2</sup>" )

**These complete kits are designed for retrofitting existing roofs or new installations.**

A rectangular hole is cut out of the sheet, using the window frame as a template. Pre-welded Roof Vent Windows come ready to install.

Simply cut out the polycarbonate, using the templates supplied with the vent. The section of sheet that has been removed is used to glaze the window, ensuring a perfect match on the sheet every time.

Then using the sealant and gaskets supplied, fit to your existing roof sheet.

| DESCRIPTION                 | PART   | PRICE   |
|-----------------------------|--------|---------|
| <b>FOR 16mm SHEETS</b>      | VP16WH | £145.99 |
| <b>FOR 25mm SHEETS</b>      | VP25WH | £145.99 |
| <b>FOR 35mm SHEETS</b>      | VP35WH | £175.99 |
| <b>OPTIONAL LONG HANDLE</b> | VLH    | £38.75  |



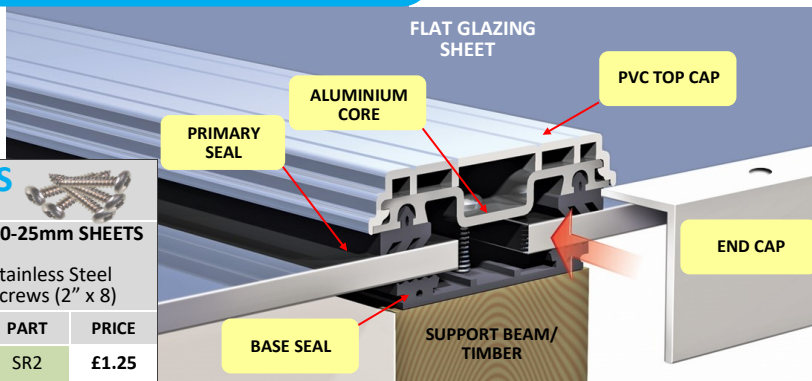


# VALE GLAZING BAR

## THE SIMPLE SOLUTION FOR ALL FLAT SHEET ROOFING

- ▶ C&A 's own design
- ▶ One-Size-Fits-All design
- ▶ Use with ALL flat sheet glazing roofing materials
- ▶ In WHITE or BROWN

The **VALE** Glazing Bar is a simple yet hugely popular product allowing users to join ANY glazing sheet material of ANY thickness, with a strong Aluminium Core and plastic capping. Initially designed for joining Glass panels on lean-to roofs, this bar has also proven very popular with the use of polycarbonate sheeting.



### VALE GLAZING BARS

#### COMPRISING:

1x PVC Cover Cap, 1x Aluminium Core, 2x Primary Top Seals and 1x Base Seal

| COLOUR        | WHITE  |        | BROWN  |        |
|---------------|--------|--------|--------|--------|
|               | LENGTH | PART   | PRICE  | PART   |
| 2.0M (6' 6")  | VB20WH | £12.49 | VB20BR | £14.36 |
| 3.0M (9' 10") | VB30WH | £18.32 | VB30BR | £20.99 |
| 4.0M (13' 1") | VB40WH | £24.57 | VB40BR | £28.39 |
| 6.0M (19' 8") | VB60WH | £38.32 | VB60BR | £43.95 |

#### BAR END CAP

|       |       |       |       |
|-------|-------|-------|-------|
| VECWH | £1.39 | VECBR | £1.55 |
|-------|-------|-------|-------|

### BAR FIXINGS

Pack of 25

0-10mm SHEETS      10-25mm SHEETS

Stainless Steel Screws (1<sup>1/2</sup>" x 8)

Stainless Steel Screws (2" x 8)

| PART | PRICE | PART | PRICE |
|------|-------|------|-------|
| SR15 | £0.99 | SR2  | £1.25 |

#### USE WITH ANY THICKNESS

The **VALE** Bar can accept any thickness sheet— all that is needed is a long enough screw! The **draw back** to this is care needs to be taken to ensure that the **VALE** Bar is not over-tightened which may cause damage to the glazing sheets. Once secured the PVC Cover Cap clips on ensuring that water can not enter the fixing channel or leak through the roof.

#### FIXING VALE BARS DOWN

Frames should be flat and stable, made of timber or metal and be at least 45mm wide. The Aluminium Core is screwed on top of the Base Seal every 400mm. At the lower (gutter) end of the roof, bars can overhang the Support Beam by 50mm.

#### RUBBER SEALS/ GASKETS

The **VALE** Bar is C&A's only Frame Supported Bar which uses rubber Gaskets. The bar consists of a Base Seal which is glued to the supporting beam/ timber, then the screwed down Aluminium Core which houses a further two Primary Seals.

#### ROOF EDGES/ END BARS

Due to the **VALE** Bar's ability to accept any thickness sheet, we do not supply an End Bar Infill as with our other Glazing Bar Systems. Instead, a packing piece (normally made of timber) is required on the open side of the end bar the same thickness as the glazing material to ensure the end bar is stable and rigid (Fig 1). If polycarbonate is being used the sheet can span across the entire bar, which can be fastened through the sheet itself (Fig 2).



Figure 1. End Bar when using glass sheet

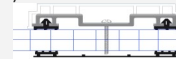



Figure 2. End Bar when using polycarbonate sheet

#### BARREL VAULTED ROOFS

The **VALE** bar is ideal for use in Barrel Vaulted roofs where the structural frame is shaped to a curve. This is because the bar can be pulled to the correct curvature using the fixing screws to a minimum 3 metre radius curve.



# GLEN GLAZING BAR

## ALL UPVC



The base section of our bars should be fixed every 400mm along its length. We recommend that only stainless steel screws should be used.

- ▶ C&A's own design
- ▶ Frame Supported
- ▶ For 10mm Polycarbonate sheets

Our Budget Frame Supported Glazing Bar System for Multiwall Polycarbonate sheets, the GLEN Bar is specially designed to be a **LOW COST** choice.

Manufactured entirely of UPVC, the GLEN bar has an oversized end cap and includes drainage channels and a separate fixing cavity that other competitors' systems fail to provide.

Easy to assemble and install, this system push fits together and is simply secured to supporting timbers with screws.

GLEN Bars are 58mm wide providing greater sheet cutting tolerance.

### SHEET ACCESSORIES

| Sheet End Closure | LENGTH | PART   | PRICE |
|-------------------|--------|--------|-------|
| 10mm White        | 1.05M  | UE10WH | £1.42 |
|                   | 2.1M   | UE21WH | £2.84 |
| Sealing Tapes     |        |        |       |
| Aluminium         | 10M    | TA10   | £1.35 |
| Vent              | 10M    | TV10   | £4.93 |

| GLEN GLAZING BARS |        |        |
|-------------------|--------|--------|
| COLOUR            | WHITE  |        |
| LENGTH            | PART   | PRICE  |
| 2.0M (6' 6")      | GB20WH | £6.65  |
| 2.5M (8' 2")      | GB25WH | £8.32  |
| 3.0M (9' 10")     | GB30WH | £9.97  |
| 3.5M (11' 6")     | GB35WH | £11.65 |
| 4.0M (13' 1")     | GB40WH | £13.32 |
| 6.0M (19' 8")     | GB60WH | £19.95 |

| END BAR INFILL 10mm |        |       |
|---------------------|--------|-------|
| COLOUR              | WHITE  |       |
| LENGTH              | PART   | PRICE |
| 2.0M (6' 6")        | EE20WH | £2.10 |
| 2.5M (8' 2")        | EE25WH | £2.63 |
| 3.0M (9' 10")       | EE30WH | £3.15 |
| 3.5M (11' 6")       | EE35WH | £3.68 |
| 4.0M (13' 1")       | EE40WH | £4.20 |
| 6.0M (19' 8")       | EE60WH | £6.30 |

### GLEN BAR ENDCAP

Includes fixings

| WHITE  |       |
|--------|-------|
| PART   | PRICE |
| GAECWH | £1.32 |

### SEALING BUTTONS

Pack of 10

FOR 10mm SHEETS

| WHITE |       |
|-------|-------|
| PART  | PRICE |
| B10WH | £4.50 |

### EAVES FILLER

1M foam strips 10Pk

| PART | PRICE |
|------|-------|
| GAEF | £7.90 |

### BAR FIXINGS

1" Round Head Screws  
Pack of 25

| PART | PRICE |
|------|-------|
| SR1  | £0.89 |



# Hawk GLAZING BAR

- ▶ C&A's own design
- ▶ Frame Supported
- ▶ For 10mm, 16mm, 25mm Polycarbonate sheets

The Glazing Bar aimed for the Trade, the **HAWK Bar's** design is simple yet strong with an Aluminium Base section.

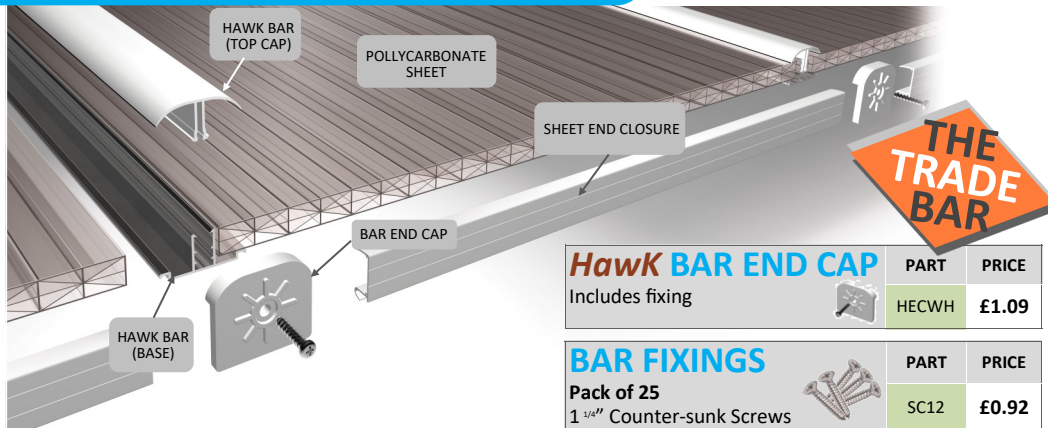
The **HAWK Bar** is easy to install and visually unobtrusive with a slim 48mm wide base section and low profile PVC top cap.

C&A's well proven design of drainage channels and sealed centre sections for leak-proof fixings within the Aluminium Core are great features of the **HAWK Bar**.

## + ROOF ACCESSORIES

- > Sealing Buttons
- > Sealing Tapes
- > Sheet Enclosures
- > Wall Flashing

SEE PAGES  
24-25



| Hawk BAR END CAP |  | PART  | PRICE |
|------------------|--|-------|-------|
| Includes fixing  |  | HECWH | £1.09 |

| BAR FIXINGS                              |  | PART | PRICE |
|--|--|------|-------|
| Pack of 25<br>1 1/4" Counter-sunk Screws |  | SC12 | £0.92 |

## Hawk GLAZING BARS

AVAILABLE IN WHITE ONLY

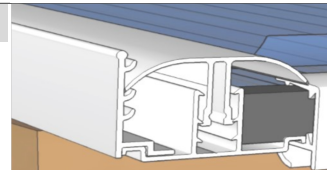
| LENGTH        | PART   | PRICE  |
|---------------|--------|--------|
| 2.0M (6' 6")  | HB20WH | £7.99  |
| 3.0M (9' 10") | HB30WH | £11.99 |
| 4.0M (13' 1") | HB40WH | £15.99 |
| 6.0M (19' 8") | HB60WH | £24.99 |

The base section should be fixed every 400mm along its length.

## Hawk END BAR INFILLS

Universal trim fits into the gap in the End Bar's outer edge


| LENGTH        | PART    | PRICE  |
|---------------|---------|--------|
| 2.0M (6' 6")  | HBE20WH | £4.96  |
| 3.0M (9' 10") | HBE30WH | £7.44  |
| 4.0M (13' 1") | HBE40WH | £9.92  |
| 6.0M (19' 8") | HBE60WH | £14.88 |



## Hawk MUNTING BAR

FOR 16mm SHEETS ONLY

Joining piece to connect 16mm sheets together along their LENGTH.




| LENGTH                        | PART    | PRICE |
|-------------------------------|---------|-------|
| 2.1M (6' 10 <sup>1/2</sup> ") | HMT21WH | £9.99 |

## F TRIM

To frame/seal roof edges

| SHEET SIZE    | LENGTH | 10mm   |        | 16mm   |        | 25mm   |       |
|---------------|--------|--------|--------|--------|--------|--------|-------|
|               |        | PART   | PRICE  | PART   | PRICE  | PART   | PRICE |
| 2.0M (6' 6")  | FE20WH | £4.76  | FT20WH | £4.89  | FQ20WH | £4.99  |       |
| 3.0M (9' 10") | FE30WH | £7.14  | FT30WH | £7.33  | FQ30WH | £7.48  |       |
| 4.0M (13' 1") | FE40WH | £9.49  | FT40WH | £9.76  | FQ40WH | £9.98  |       |
| 6.0M (19' 8") | FE60WH | £14.76 | FT60WH | £14.87 | FQ60WH | £14.99 |       |



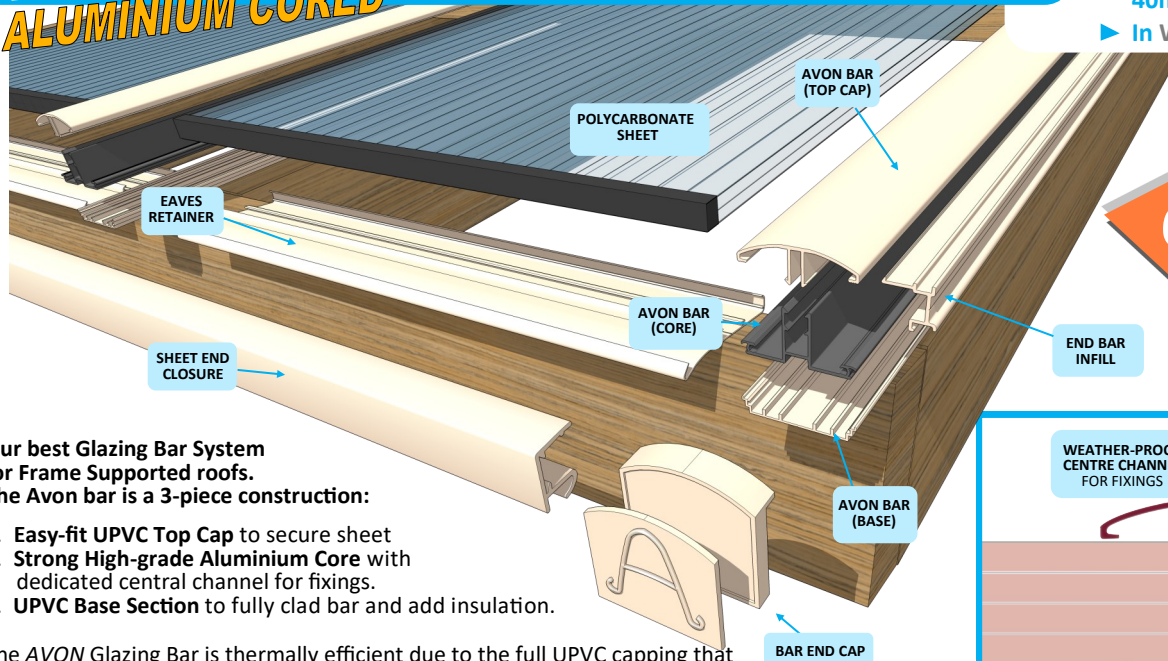
# HAWK GLAZING BAR

# AVON

ALUMINIUM CORED

# GLAZING BAR

- ▶ C&A's own design
- ▶ Frame Supported
- ▶ For 16mm, 25mm, 35mm and 40mm Sheets
- ▶ In WHITE or BROWN



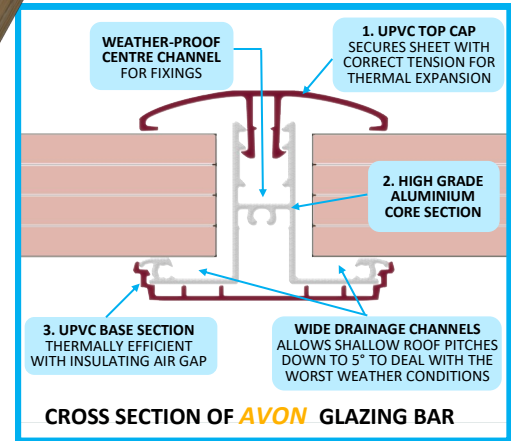
**Our best Glazing Bar System for Frame Supported roofs. The Avon bar is a 3-piece construction:**

1. **Easy-fit UPVC Top Cap** to secure sheet
2. **Strong High-grade Aluminium Core** with dedicated central channel for fixings.
3. **UPVC Base Section** to fully clad bar and add insulation.

The AVON Glazing Bar is thermally efficient due to the full UPVC capping that includes an insulating air gap in the base section. The bar also has wide side channels to drain moisture away, making this bar a top choice for roofing projects such as conservatories.

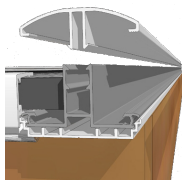
The AVON Bar is 58mm wide to ensure wide fluted sheets are correctly secured and are available with two different cores for a range of sheet acceptance:

**16mm & 25mm** and **35mm & 40mm** sheets.



# AVON GLAZING BARS

FOR 16mm & 25mm SHEETS  
58mm Wide



| COLOUR ▶      | WHITE   |        | BROWN   |        |
|---------------|---------|--------|---------|--------|
|               | PART    | PRICE  | PART    | PRICE  |
| LENGTH ▼      |         |        |         |        |
| 2.0M (6' 6")  | ATQ20WH | £10.70 | ATQ20BR | £11.64 |
| 2.5M (8' 2")  | ATQ25WH | £13.40 | ATQ25BR | £14.55 |
| 3.0M (9' 10") | ATQ30WH | £15.99 | ATQ30BR | £17.46 |
| 3.5M (11' 6") | ATQ35WH | £18.74 | ATQ35BR | £20.38 |
| 4.0M (13' 1") | ATQ40WH | £21.40 | ATQ40BR | £23.30 |
| 6.0M (19' 8") | ATQ60WH | £32.20 | ATQ60BR | £34.92 |

## AVON BAR END CAPS

FOR 16mm & 25mm SHEETS

Includes fixings



| PART   | PRICE | WHITE  |       | BROWN |       |
|--------|-------|--------|-------|-------|-------|
|        |       | PART   | PRICE | PART  | PRICE |
| GAECWH | £1.32 | GAECBR | £1.45 |       |       |

## BAR FIXINGS FOR 16mm & 25mm SHEETS

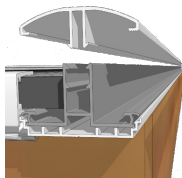


1 1/4" Round-headed Screws  
Pack of 25

| PART | PRICE |
|------|-------|
| SR12 | £0.92 |

# AVON GLAZING BARS

FOR 35mm & 40mm SHEET  
58mm Wide



| COLOUR ▶      | WHITE   |        | BROWN   |        |
|---------------|---------|--------|---------|--------|
|               | PART    | PRICE  | PART    | PRICE  |
| LENGTH ▼      |         |        |         |        |
| 2.0M (6' 6")  | AKN20WH | £12.64 | AKN20BR | £13.96 |
| 2.5M (8' 2")  | AKN25WH | £15.80 | AKN25BR | £17.45 |
| 3.0M (9' 10") | AKN30WH | £18.96 | AKN30BR | £20.94 |
| 3.5M (11' 6") | AKN35WH | £22.20 | AKN35BR | £24.43 |
| 4.0M (13' 1") | AKN40WH | £25.28 | AKN40BR | £27.92 |
| 6.0M (19' 8") | AKN60WH | £37.92 | AKN60BR | £41.88 |

## AVON BAR END CAPS

FOR 35mm & 40mm SHEETS

Includes fixings



| PART    | PRICE | WHITE   |       | BROWN |       |
|---------|-------|---------|-------|-------|-------|
|         |       | PART    | PRICE | PART  | PRICE |
| AKNECWH | £1.63 | AKNECBR | £1.77 |       |       |

## BAR FIXINGS FOR 35mm & 40mm SHEETS



2" Round-headed Screws  
Pack of 25

| PART | PRICE |
|------|-------|
| SR2  | £1.25 |

## AVON EAVES RETAINER

Screw to the front beam with 32mm stainless steel screws, to lock Sheet End Closures in place and seal the gap between the front beam & the sheet.

| COLOUR ▶      | WHITE   |       | BROWN   |       |
|---------------|---------|-------|---------|-------|
|               | PART    | PRICE | PART    | PRICE |
| LENGTH ▼      |         |       |         |       |
| 0.98M (3' 3") | AER98WH | £2.70 | AER98BR | £2.98 |
| 2.1M (6' 10") | AER21WH | £5.82 | AER21BR | £6.45 |



## + ROOF ACCESSORIES

- > Sealing Buttons
- > Sealing Tapes
- > Sheet Enclosures
- > End Bar Infills
- > Wall Flashing

SEE PAGES  
24-25

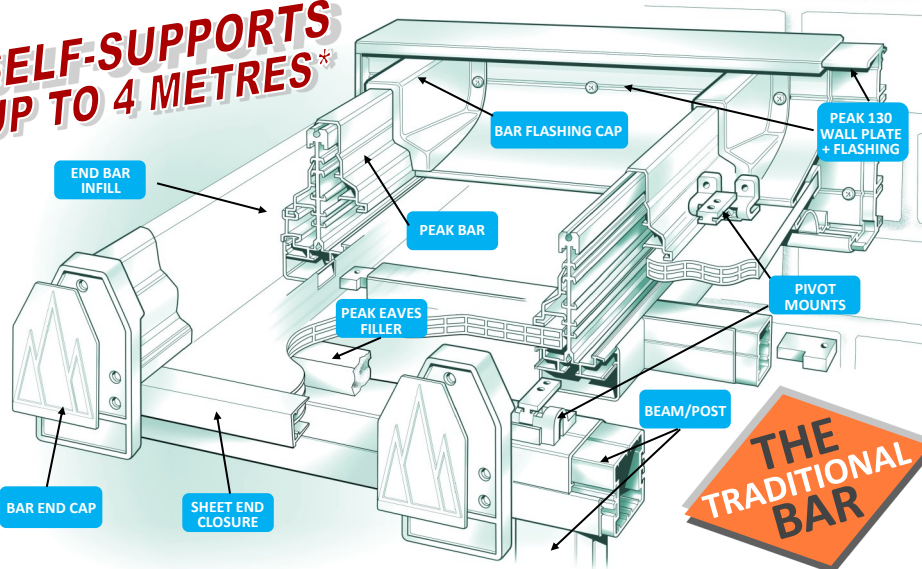
# PEAK 100 GLAZING BAR

C&A's proven own design  
 Self Supporting up to 4M\*  
 For 16mm and 25mm  
 Polycarbonate sheets

The **PEAK 100** Self-Supporting Glazing Bar System is capable of spanning an impressive 4 metres and is also one of C&A's most complete designs with full UPVC capping, plus additional trims, flashing and structural components.

**PEAK 100** Bars have a load-bearing high quality Aluminium Core, allowing the length of mono-pitch roofs to extend up to approximately 4 metres (\*see spanning table on Page 29 for details). Other Aluminium components of this system, such as the Wall Plate and Beams/ Posts, also aid to its strength and durability and are concealed behind UPVC capping, which not only improves thermal insulation but that also make this roofing system visually attractive. Using the **PEAK 130** Wall Plate, the bars are connected to the host building with Pivot Mounts, whilst fixed at the other end to the **PEAK 60** Beam/Post.

**SELF-SUPPORTS  
 UP TO 4 METRES\***

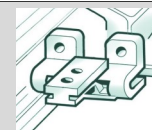


## PEAK 100 GLAZING BARS

| COLOUR                                 | WHITE  |        |
|--|--------|--------|
| LENGTH                                 | PART   | PRICE  |
| 2.0M (6' 6")                           | P120WH | £28.65 |
| 2.5M (8' 2")                           | P125WH | £35.80 |
| 3.0M (9' 10")                          | P130WH | £42.96 |
| 3.5M (11' 6")                          | P135WH | £49.99 |
| 4.0M (13' 1")                          | P140WH | £57.28 |
| <b>6M BARS ARE NOT SELF-SUPPORTING</b> |        |        |
| 6.0M (19' 8")                          | P160WH | £85.92 |

## PEAK 100 PIVOT MOUNTS PACK OF 2

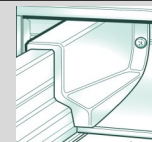
Includes fixings



| WHITE |       |
|-------|-------|
| PART  | PRICE |
| PM2WH | £3.48 |

## PEAK 100 BAR FLASHING CAPS

Includes fixings



| WHITE |       |
|-------|-------|
| PART  | PRICE |
| PFCWH | £3.35 |

## PEAK 100 BAR END CAPS

Includes fixings



| WHITE |       |
|-------|-------|
| PART  | PRICE |
| PECWH | £1.66 |

## PEAK 130 WALL PLATE

SIZE: 130mm HIGH x 25mm THICK when fitted

Each plate comprises: An Aluminium Core, Core Plastic covers, UPVC Sheet Flashings and a UPVC Bottom Seal Trim.

| COLOUR                          | WHITE  |        |
|---------------------------------|--------|--------|
| LENGTH                          | PART   | PRICE  |
| 2.0M (6' 6")                    | PW20WH | £33.33 |
| 3.0M (9' 10")                   | PW30WH | £49.99 |
| 4.0M (13' 1")                   | PW40WH | £66.66 |
| <b>END COVERS</b><br>Pack of x2 | PWEWH  | £2.30  |

## WALL PLATE FIXINGS

STAINLESS STEEL FIXINGS


| DESCRIPTION                             | PART | PRICE |
|---|------|-------|
| 4 Drills + 10x 50mm Screws + Wall plugs | PWFK | £5.43 |
| Pack of 10 Screws + Wall plugs          | PWF  | £2.26 |

## WALL FLASHING FIXINGS

DECORATIVE COLOUR MATCHING SCREWS

18mm Plastic Headed  
Stainless Steel Screws  
PACK OF 10

| WHITE  |       |
|--------|-------|
| PART   | PRICE |
| SP18WH | £2.47 |



## PEAK 60 SUPPORT BEAM/ POST

ALUMINIUM WITH UPVC CAPPING

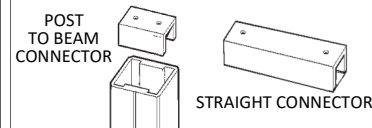
Used as horizontal Support Beams or as vertical Support Posts/ pillars.

| COLOUR                               | WHITE  |        |
|--------------------------------------|--------|--------|
| LENGTH                               | PART   | PRICE  |
| 2.5M (8' 2")                         | PB25WH | £32.49 |
| 3.0M (9' 10")                        | PB30WH | £37.49 |
| 4.0M (13' 1")                        | PB40WH | £51.66 |
| <b>BEAM END COVERS</b><br>Pack of x2 | PBEWH  | £1.89  |

## BEAM CONNECTORS

Aluminium joining parts.

| DESCRIPTION                   | PART  | PRICE |
|-------------------------------|-------|-------|
| <b>POST TO BEAM CONNECTOR</b> | PBEC  | £3.33 |
| <b>STRAIGHT CONNECTOR</b>     | PBESC | £4.58 |



## PEAK 100 EAVES FILLER

PART

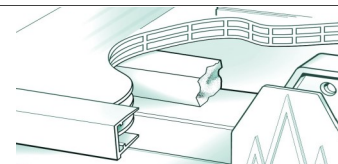
PRICE

Fills any gaps between the underside of the polycarbonate sheets and the roof frame, reducing draughts & bowing on sheets.

1M foam strips 10 pack

PEF

£7.49



## END BAR INFILLS

To fill the gap in the end glazing bar.

| SHEET SIZE    | FOR 16mm SHEETS |       | FOR 25mm SHEETS |        |
|---------------|-----------------|-------|-----------------|--------|
|               | COLOUR          | WHITE | WHITE           | WHITE  |
| LENGTH        | PART            | PRICE | PART            | PRICE  |
| 2.0M (6' 6")  | ET20WH          | £3.15 | EQ20WH          | £4.20  |
| 2.5M (8' 2")  | ET25WH          | £3.94 | EQ25WH          | £5.25  |
| 3.0M (9' 10") | ET30WH          | £4.73 | EQ30WH          | £6.30  |
| 3.5M (11' 6") | ET35WH          | £5.51 | EQ35WH          | £7.35  |
| 4.0M (13' 1") | ET40WH          | £6.30 | EQ40WH          | £8.40  |
| 6.0M (19' 8") | ET60WH          | £9.45 | EQ60WH          | £12.60 |

**+ MORE  
ROOF  
ACCESSORIES**

SEE PAGES 24-25

> Sealing Buttons

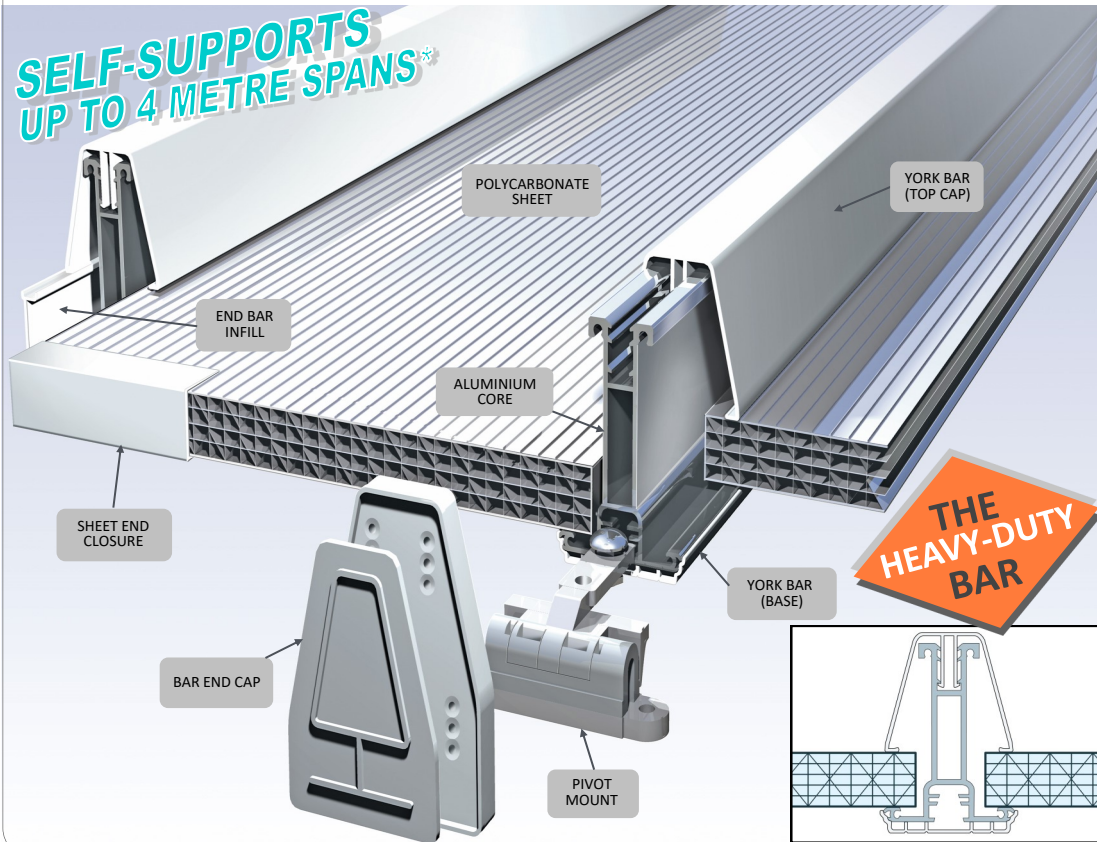
> Sealing Tapes

> Sheet Enclosures



## YORK GLAZING BAR

**SELF-SUPPORTS  
UP TO 4 METRE SPANS\***



- ▶ **C&A** 's own proven design
- ▶ Self Supporting up to 4M\*
- ▶ For 16/25/35/40mm Polycarbonate sheets

Designed to satisfy a recent demand for thicker polycarbonate roof sheets that have the highest insulation standards.

These Self Supporting bars are strong enough to hold their own weight without any timbers underneath each bar, using the Pivot Mounts to attach the Glazing Bars to a Wall Plate fitted on to the host wall, and fix the other (gutter) end to the front beam.

YORK Glazing Bars are available up to 6M in length for better optimisation when cutting to size, these are not self supporting. The YORK system has been designed to cater for a wide variety of demands, from small span roofs where a lighter aluminium can be used to reduce cost, to large heavy duty aluminium for larger spans and thicker sheets.

**> The System 7**

Suitable for roofs with spans of up to 3M with 70mm high Aluminium Core.

**> The System 8**

Suitable for roofs with spans of up to 4M with 84mm high Aluminium Core.

\*See spanning tables on Page 29.

# YORK GLAZING BARS

## SYSTEM 7

FOR 16mm, 25mm & 40mm SHEETS




| SIZE          | FOR 16mm SHEETS |        |         |        | FOR 25mm & 40mm SHEETS |        |         |        |
|---------------|-----------------|--------|---------|--------|------------------------|--------|---------|--------|
|               | WHITE           |        | BROWN   |        | WHITE                  |        | BROWN   |        |
|               | PART            | PRICE  | PART    | PRICE  | PART                   | PRICE  | PART    | PRICE  |
| 2.0M (6' 6")  | Y7L20WH         | £22.90 | Y7L20BR | £24.74 | Y7S20WH                | £21.99 | Y7S20BR | £23.83 |
| 2.5M (8' 2")  | Y7L25WH         | £28.40 | Y7L25BR | £30.24 | Y7S25WH                | £27.49 | Y7S25BR | £29.79 |
| 3.0M (9' 10") | Y7L30WH         | £33.90 | Y7L30BR | £36.65 | Y7S30WH                | £32.99 | Y7S30BR | £36.20 |

# YORK GLAZING BARS

## SYSTEM 8

FOR 25mm, 35mm & 40mm SHEETS



For refurbishing or spares, plastic capping is available separately, Please contact us for information.

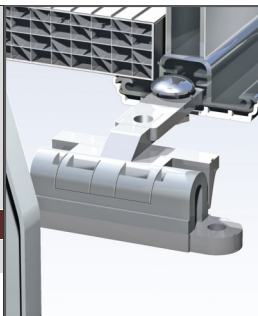
| SIZE                              | FOR 25mm & 35mm SHEETS |        |         |        | FOR 40mm SHEETS |        |         |        |
|-----------------------------------|------------------------|--------|---------|--------|-----------------|--------|---------|--------|
|                                   | WHITE                  |        | BROWN   |        | WHITE           |        | BROWN   |        |
|                                   | PART                   | PRICE  | PART    | PRICE  | PART            | PRICE  | PART    | PRICE  |
| 2.0M (6' 6")                      | Y8L20WH                | £25.20 | Y8L20BR | £26.57 | Y8S20WH         | £24.74 | Y8S20BR | £26.11 |
| 2.5M (8' 2")                      | Y8L25WH                | £31.61 | Y8L25BR | £32.99 | Y8S25WH         | £31.15 | Y8S25BR | £32.53 |
| 3.0M (9' 10")                     | Y8L30WH                | £37.58 | Y8L30BR | £40.33 | Y8S30WH         | £36.65 | Y8S30BR | £39.86 |
| 3.5M (11' 6")                     | Y8L35WH                | £43.99 | Y8L35BR | £46.74 | Y8S35WH         | £43.08 | Y8S35BR | £45.83 |
| 4.0M (13' 1")                     | Y8L40WH                | £50.40 | Y8L40BR | £54.08 | Y8S40WH         | £49.49 | Y8S40BR | £53.15 |
| *6M BARS ARE NOT SELF-SUPPORTING* |                        |        |         |        |                 |        |         |        |
| 6.0M (19' 8")                     | Y8L60WH                | £76.08 | Y8L60BR | £80.64 | Y8S60WH         | £75.15 | Y8S60BR | £80.20 |

## YORK

### PIVOT MOUNTS/BAR FIXINGS

Used to fix the glazing bars into place at the top & bottom of bar  
SOLD IN PACKS OF 2

Includes fixings  
1 to attach to a Wall Plate and 1 to the Front Beam.



| WHITE |       | BROWN |       |
|-------|-------|-------|-------|
| PART  | PRICE | PART  | PRICE |
| YM2WH | £4.57 | YM2BR | £4.91 |

## YORK GLAZING BAR END CAP

Includes fixings.

Large front face endcap to fit all York Glazing bars (16/25/35/40mm)



| WHITE |       | BROWN |       |
|-------|-------|-------|-------|
| PART  | PRICE | PART  | PRICE |
| YECWH | £1.58 | YECBR | £1.74 |

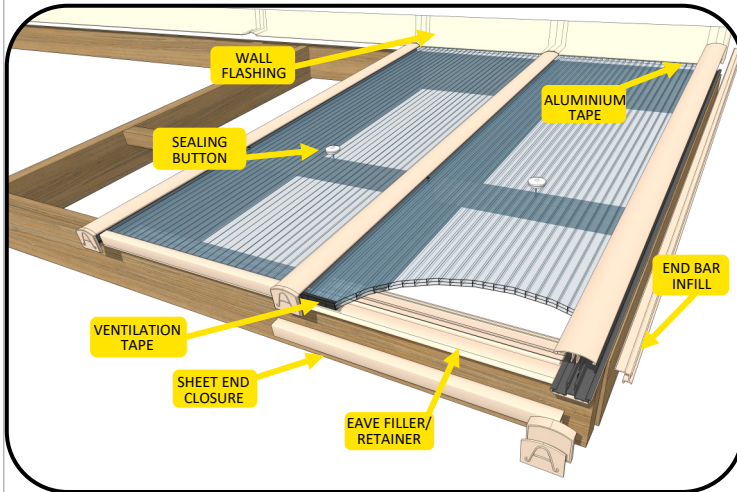
## + ROOF ACCESSORIES

SEE PAGES 24-25

- > Eaves Filler
- > Sealing Buttons
- > Sealing Tapes
- > Sheet Enclosures
- > End Bar Infills
- > Wall Flashing



## ROOF ACCESSORIES FOR POLYCARBONATE ROOFS



### SEALING BUTTONS

Pack of 10

For use on Polycarbonate, to secure sheets into place. Whilst allowing for sheet expansion.

| COLOUR | WHITE |       | BROWN |       |
|--------|-------|-------|-------|-------|
|        | PART  | PRICE | PART  | PRICE |
| 6mm    | B6WH  | £4.25 | -     | -     |
| 10mm   | B10WH | £4.50 | B10BR | £4.96 |
| 16mm   | B16WH | £4.60 | B16BR | £4.97 |
| 25mm   | B25WH | £4.73 | B25BR | £4.98 |
| 35mm   | B35WH | £5.30 | B35BR | £5.50 |
| 40mm   | B40WH | £5.70 | B40BR | £5.90 |

### SEALING TAPES 10M ROLL

Seals over the ends of polycarbonate sheets. Use Ventilation Tape on the lower end and Aluminium Tape on the top end/ all other edges.

| TYPE OF TAPE | ALUMINIUM |       | VENTILATION |       |
|--------------|-----------|-------|-------------|-------|
|              | PART      | PRICE | PART        | PRICE |
| 4mm/6mm/10mm | TA10      | £1.35 | TV10        | £4.93 |
| 16mm         | TA16      | £1.79 | TV16        | £7.39 |
| 25mm         | TA25      | £1.97 | TV25        | £8.67 |
| 35mm/40mm    | TA40      | £2.25 | TV40        | £9.48 |

### SHEET END CLOSURE

U-section trim that push-fits over the ends of sheets (and tapes) between glazing bars. Available in white or brown, for all our sheet sizes.

| SHEET THICKNESS | COLOUR | WHITE  |       | BROWN  |       |
|-----------------|--------|--------|-------|--------|-------|
|                 |        | PART   | PRICE | PART   | PRICE |
| 6mm             | 1.05M  | U610WH | £1.39 | U610BR | £1.45 |
|                 | 2.1M   | U621WH | £2.78 | U621BR | £2.99 |
| 10mm            | 1.05M  | UE10WH | £1.42 | UE10BR | £1.55 |
|                 | 2.1M   | UE21WH | £2.84 | UE21BR | £3.10 |
| 16mm            | 1.05M  | UT10WH | £1.69 | UT10R  | £2.08 |
|                 | 2.1M   | UT21WH | £3.32 | UT21BR | £3.74 |
| 25mm            | 1.05M  | UQ10WH | £2.37 | UQ10BR | £2.59 |
|                 | 2.1M   | UQ21WH | £4.28 | UQ21BR | £4.75 |
| 35mm            | 0.98M  | UK98WH | £2.58 | UK98BR | £2.84 |
|                 | 1.2M   | UK12WH | £3.12 | UK12BR | £3.43 |
|                 | 2.1M   | UK21WH | £5.46 | UK21BR | £5.99 |
| 40mm            | 1.2M   | UN12WH | £3.65 | UN12BR | £3.99 |
|                 | 2.1M   | UN21WH | £6.40 | UN21BR | £7.20 |

## END BAR INFILL COMPATIBLE WITH *GLEN, AVON, YORK & PEAK 100* BARS (SEE BELOW FOR *Hawk* BARS)

Push fits into the gap in the End Bar's outer edge where there is no sheet to finish the roof end.

| SHEET SIZE    | 6mm/10mm SHEETS |       |        |       | 16mm SHEETS |       |        |        | 25mm SHEETS |        |        |        | 35mm SHEETS |        |        |        | 40mm SHEETS |        |        |        |
|---------------|-----------------|-------|--------|-------|-------------|-------|--------|--------|-------------|--------|--------|--------|-------------|--------|--------|--------|-------------|--------|--------|--------|
| COLOUR        | WHITE           |       | BROWN  |       | WHITE       |       | BROWN  |        | WHITE       |        | BROWN  |        | WHITE       |        | BROWN  |        | WHITE       |        | BROWN  |        |
| LENGTH        | PART            | PRICE | PART   | PRICE | PART        | PRICE | PART   | PRICE  | PART        | PRICE  | PART   | PRICE  | PART        | PRICE  | PART   | PRICE  | PART        | PRICE  | PART   | PRICE  |
| 2.0M (6' 6")  | EE20WH          | £2.10 | EE20BR | £2.20 | ET20WH      | £3.15 | ET20BR | £3.47  | EQ20WH      | £4.20  | EQ20BR | £4.62  | EK20WH      | £5.25  | EK20BR | £5.78  | EN20WH      | £6.30  | EN20BR | £6.93  |
| 2.5M (8' 2")  | EE25WH          | £2.63 | EE25BR | £2.75 | ET25WH      | £3.94 | ET25BR | £4.34  | EQ25WH      | £5.25  | EQ25BR | £5.78  | EK25WH      | £6.56  | EK25BR | £7.22  | EN25WH      | £7.88  | EN25BR | £8.66  |
| 3.0M (9' 10") | EE30WH          | £3.15 | EE30BR | £3.30 | ET30WH      | £4.73 | ET30BR | £5.20  | EQ30WH      | £6.30  | EQ30BR | £6.93  | EK30WH      | £7.88  | EK30BR | £8.66  | EN30WH      | £9.45  | EN30BR | £10.40 |
| 3.5M (11' 6") | EE35WH          | £3.68 | EE35BR | £3.85 | ET35WH      | £5.51 | ET35BR | £6.07  | EQ35WH      | £7.35  | EQ35BR | £8.09  | EK35WH      | £9.19  | EK35BR | £10.11 | EN35WH      | £11.03 | EN35BR | £12.13 |
| 4.0M (13' 1") | EE40WH          | £4.20 | EE40BR | £4.40 | ET40WH      | £6.30 | ET40BR | £6.93  | EQ40WH      | £8.40  | EQ40BR | £9.24  | EK40WH      | £10.50 | EK40BR | £11.55 | EN40WH      | £12.60 | EN40BR | £13.86 |
| 6.0M (19' 8") | EE60WH          | £6.30 | EE60BR | £6.60 | ET60WH      | £9.45 | ET60BR | £10.40 | EQ60WH      | £12.60 | EQ60BR | £13.86 | EK60WH      | £15.75 | EK60BR | £17.33 | EN60WH      | £18.90 | EN60BR | £20.79 |

### END BAR INFILL

COMPATIBLE WITH *Hawk* BARS Only

FOR 10mm/16mm/25mm

| WHITE ONLY    |         |        |  |
|---------------|---------|--------|--|
| LENGTH        | PART    | PRICE  |  |
| 2.0M (6' 6")  | HBE20WH | £4.96  |  |
| 3.0M (9' 10") | HBE30WH | £7.44  |  |
| 4.0M (13' 1") | HBE40WH | £9.92  |  |
| 6.0M (19' 8") | HBE60WH | £14.88 |  |

### PVC WALL FLASHING

For *GLEN, AVON, Hawk* Bars.

Upvc section to seal the roof to the host wall & can be trimmed to fit around glazing bars. Seal with Silicone mastic.

| COLOUR        | WHITE  |        |        |        | BROWN |       |      |       |
|---------------|--------|--------|--------|--------|-------|-------|------|-------|
| LENGTH        | PART   | PRICE  | PART   | PRICE  | PART  | PRICE | PART | PRICE |
| 2.0M (6' 6")  | PF20WH | £5.00  | PF20BR | £5.50  |       |       |      |       |
| 3.0M (9' 10") | PF30WH | £7.50  | PF30BR | £8.25  |       |       |      |       |
| 4.0M (13' 1") | PF40WH | £10.00 | PF40BR | £11.00 |       |       |      |       |

### 30mm PLASTIC HEADED SCREWS + WALL PLUGS

PACK OF 10

Use to screw the PVC Wall Flashing to wall.

| WHITE   |       | BROWN   |       |
|---------|-------|---------|-------|
| PART    | PRICE | PART    | PRICE |
| SPP30WH | £3.20 | SPP30BR | £3.45 |

### SILICONE MASTIC

Use to seal the PVC Wall Flashing to wall.

| WHITE |       | BROWN |       |
|-------|-------|-------|-------|
| PART  | PRICE | PART  | PRICE |
| SMWH  | £3.35 | SMBR  | £3.35 |

### STANDARD EAVES FILLERS

For *GLEN, AVON, Hawk* Bars  
L 1000mm x W 20mm x D 12mm

PACK OF 10  
1M FOAM STRIPS

| PART | PRICE |
|------|-------|
| GAEF | £7.90 |



### EAVES RETAINER

FOR *AVON* BARS Only

Screw to the front beam to lock Sheet End Closures in place and seal the gap between the front beam & the sheet.

| COLOUR        | WHITE   |       | BROWN   |       |
|---------------|---------|-------|---------|-------|
| LENGTH        | PART    | PRICE | PART    | PRICE |
| 0.98M (3' 3") | AER98WH | £2.70 | AER98BR | £2.98 |
| 2.1M (6' 10") | AER21WH | £5.82 | AER21BR | £6.45 |

### PEAK EAVES FILLERS

For *PEAK 100* & also *YORK* Bars  
L 1000mm x W 32mm x D 23mm

PACK OF 10  
1M FOAM STRIPS

| PART | PRICE |
|------|-------|
| PEF  | £7.49 |

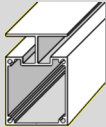


## SANCTUARY COMPONENTS

- ▶ Make customised configurations
- ▶ Buy spare/ replacement parts
- ▶ Gloss White or Plain Aluminium  
*You can leave it plain or paint it yourself*

The Sanctuary System can be configured to suit your needs. This can include changing the glazing sheet options, extending to make larger widths, fixing back to back to make double pitched roofs (tie bars/wire may be required), pitching towards each other into a valley formation, or even used vertically in a fencing application.

### BARs



Endcaps sold separately

| FINISH | ▶ | PLAIN ALUMINIUM |         | GLOSS WHITE |         |        |
|--------|---|-----------------|---------|-------------|---------|--------|
|        |   | LENGTH ▼        | PART    | PRICE       | PART    | PRICE  |
|        |   | 2.0M (6' 6")    | SCB20PA | £18.32      | SCB20WH | £25.65 |
|        |   | 2.5M (8' 2")    | SCB25PA | £22.90      | SCB25WH | £32.07 |
|        |   | 3.0M (9' 10")   | SCB30PA | £27.48      | SCB30WH | £38.48 |
|        |   | 3.5M (11' 6")   | SCB35PA | £32.08      | SCB35WH | £44.90 |
|        |   | 4.0M (13' 1")   | SCB40PA | £36.65      | SCB40WH | £51.32 |



### WALL PLATE

Gasket sold separately

The gasket is priced per 1M. To order the gasket calculate how many metres you require and then order that amount.

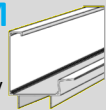


| FINISH | ▶ | PLAIN ALUMINIUM                 |           | GLOSS WHITE |           |        |
|--------|---|---------------------------------|-----------|-------------|-----------|--------|
|        |   | LENGTH ▼                        | PART      | PRICE       | PART      | PRICE  |
|        |   | 3.20M (10' 6")                  | SCW32PA   | £32.08      | SCW32WH   | £39.40 |
|        |   | 4.25M (13' 11 <sup>1/3</sup> ") | SCW42PA   | £42.15      | SCW42WH   | £53.15 |
|        |   | 5.30M (17' 4 <sup>2/3</sup> ")  | SCW53PA   | £52.24      | SCW53WH   | £65.99 |
|        |   | 1.0M Gasket                     | SCWGSTOCK | £1.09       | SCWGSTOCK | £1.09  |



### FRONT BEAM

Endcaps sold separately



| FINISH | ▶ | PLAIN ALUMINIUM                 |         | GLOSS WHITE |         |         |
|--------|---|---------------------------------|---------|-------------|---------|---------|
|        |   | LENGTH ▼                        | PART    | PRICE       | PART    | PRICE   |
|        |   | 3.20M (10' 6")                  | SCF32PA | £52.24      | SCF32WH | £77.90  |
|        |   | 4.25M (13' 11 <sup>1/3</sup> ") | SCF42PA | £69.65      | SCF42WH | £104.49 |
|        |   | 5.30M (17' 4 <sup>2/3</sup> ")  | SCF53PA | £86.15      | SCF53WH | £130.15 |

### GLASS CLEAR 6mm SOLID POLYCARBONATE SHEET

Glass clear polycarbonate roof panels are a maximum of 3M long and used with the bar gasket. This required to hold the sheets in place. These sheets give that glass like appearance.

|                           | PART       | PRICE  |
|---------------------------|------------|--------|
| 3.0M x 600mm 6MM SOLID PC | SCS63006CL | £87.95 |
| 6mm PC BAR GASKET (1.0M)  | SCG6STOCK  | £2.41  |
| 6mm SHEET END CLOSURE     | U621WH     | £2.78  |

**Need Advice Then CALL!**  
01634 374444

### END PLATES

| FINISH | ▶ | PLAIN ALUMINIUM |         | GLOSS WHITE |         |       |
|--------|---|-----------------|---------|-------------|---------|-------|
|        |   | COMPONENT ▼     | PART    | PRICE       | PART    | PRICE |
|        |   | FOR BAR         | SCBEPPA | £2.19       | SCBEPWH | £2.74 |
|        |   | FOR WALL PLATE  | SCWEPPA | £2.74       | SCWEPWH | £3.29 |
|        |   | FOR FRONT BEAM  | SCFEPPA | £3.84       | SCFEPWH | £5.49 |



### FIXINGS AND ACCESSORIES

| COMPONENT                | PART    | PRICE  |
|--------------------------|---------|--------|
| POST CONNECTOR SET       | SCPESET | £8.24  |
| WALLPLATE FIXINGS (10PK) | TFF8100 | £6.04  |
| RIVETS (100PK)           | TR4812  | £2.19  |
| WHITE PAINT TOUCH UP     | SCPAINT | £15.39 |
| HAND RIVET GUN           | THRG    | £4.99  |
| 5mm ALI DRILLBIT         | DH55    | £1.32  |
| 8mm ALI DRILL BIT        | DH58    | £1.32  |
| 8mm SDS MASONARY BIT     | TSDS8   | £1.75  |
| 12mm SDS MASONARY BIT    | TSDS12  | £2.50  |
| 1" S/S SCREWS (25PK)     | SR1     | £0.85  |
| WHITE SCREW CAPS (25PK)  | SCSWH   | £0.99  |
| CLEAR SILICONE           | SMCL    | £3.35  |

### SUPPORT POSTS

2.5M LONG



|  | PLAIN ALUMINIUM |        | GLOSS WHITE |        |
|--|-----------------|--------|-------------|--------|
|  | PART            | PRICE  | PART        | PRICE  |
|  | SCP25PA         | £18.33 | SCP25WH     | £30.24 |

### MULTIWALL POLYCARBONATE

See Pages 6 & 7 For 16mm Sheets

| COMPONENT                     | PART   | PRICE |
|-------------------------------|--------|-------|
| 16mm SHEET END CLOSURE (2.1M) | UT21WH | £3.32 |

C&A can powder coat framework to any RAL colour for you. Please contact us for a quote. (Special coating increases delivery time scales).

# SANCTUARY

# CANOPY SYSTEM

**LEAN TO KIT**


- ▶ Verandas
- ▶ Carports
- ▶ Walkways
- ▶ Smoking shelters
- ▶ And more!

## C & A's GUTTER-INTEGRATED CANOPY

- ✓ Strong All-Aluminium framework construction.
- ✓ Durable 16mm HAZE Polycarbonate sheets giving weather protection and shade.
- ✓ Hidden integral gutter within beams and support posts that:
  - minimise the space required for the structure.
  - cut costs - no need for additional guttering.
  - reduce risk of damage - no pipes to knock.
- ✓ Beams can be used both as support structures and as box gutters against a wall.
- ✓ Cavities in the bar, to allow for electrics to be concealed inside.
- ✓ Bars have greater torsional strength than similar systems.
- ✓ Simple fixing system for speed and ease of installation.
- ✓ Wall plates that can be bolted together to create a ridge section, ideal for freestanding structures.
- ✓ Eaves Beams that can be bolted together to form valley gutters, ideal for freestanding structures.



INTEGRAL BEAM & GUTTER



DRAINAGE CHANNELS

CAVITY FOR CABLES



SIMPLE CONSTRUCTION OF STRONG ALUMINIUM

Sanctuary kits come with 16mm HAZE polycarbonate sheets as standard.


All kits come complete with Bolt, Screws, Rivets, Drill bits, Installation guide and Rivet gun.

## SANCTUARY CANOPY KITS

| Frame: <b>PLAIN ALUMINIUM</b> |          | Roof Sheets: <b>16mm HAZE</b> |         |          |         |          |         |
|-------------------------------|----------|-------------------------------|---------|----------|---------|----------|---------|
| ROOF WIDTH ▶                  |          | 3.20M                         |         | 4.25M    |         | 5.30M    |         |
| PROJECTION ▼                  |          | PART                          | PRICE   | PART     | PRICE   | PART     | PRICE   |
| 2.0M                          | (6' 6")  | SC2032PA                      | £352.90 | SC2042PA | £449.15 | SC2053PA | £540.83 |
| 2.5M                          | (8' 2")  | SC2532PA                      | £394.15 | SC2542PA | £504.15 | SC2553PA | £614.15 |
| 3.0M                          | (9' 10") | SC3032PA                      | £421.65 | SC3042PA | £549.99 | SC3053PA | £659.99 |
| 3.5M                          | (11' 6") | SC3532PA                      | £467.49 | SC3542PA | £604.99 | SC3553PA | £724.15 |
| 4.0M                          | (13' 1") | SC4032PA                      | £494.99 | SC4042PA | £641.65 | SC4053PA | £769.99 |

| Frame: <b>GLOSS WHITE</b> |          | Roof Sheets: <b>16mm HAZE</b> |         |          |         |          |         |
|---------------------------|----------|-------------------------------|---------|----------|---------|----------|---------|
| ROOF WIDTH ▶              |          | 3.20M                         |         | 4.25M    |         | 5.30M    |         |
| PROJECTION ▼              |          | PART                          | PRICE   | PART     | PRICE   | PART     | PRICE   |
| 2.0M                      | (6' 6")  | SC2032WH                      | £441.66 | SC2042WH | £559.99 | SC2053WH | £660.62 |
| 2.5M                      | (8' 2")  | SC2532WH                      | £485.82 | SC2542WH | £621.24 | SC2553WH | £734.99 |
| 3.0M                      | (9' 10") | SC3032WH                      | £521.16 | SC3042WH | £664.99 | SC3053WH | £787.49 |
| 3.5M                      | (11' 6") | SC3532WH                      | £574.16 | SC3542WH | £726.24 | SC3553WH | £874.99 |
| 4.0M                      | (13' 1") | SC4032WH                      | £609.49 | SC4042WH | £769.99 | SC4053WH | £944.99 |

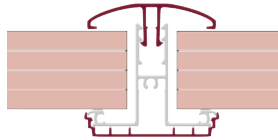
### Installation Guide & Assembly Video Online



## GLAZING BAR KNOW-HOW


### Securing Frame-Supported Glazing Bars

**GLN, HAWK & AVON** Glazing Bars utilise Snap-down Top Caps. The Base Section should be screwed down every 600mm along the length through the sealed Centre Channel provided for fixings. This allows any water that may ingress under the Top Cap to run down the Drainage Channels on the sides of the bars.



The **GLN & HAWK** bars must have structural support under their entire length, whilst the **AVON** with stronger aluminium core can span across purlins that are no greater than 600mm (approx. 2ft) apart. This makes them ideal as a replacement to corrugated roofs as the structure should not need changing if originally built correct and in good order.

Once the Base Sections are fastened to the support structure, the sheets are placed in position, ensuring the expansion gaps are included and that a vertical rib of the sheet will be encapsulated by the bar. The Top Cap is then pushed down into the Base Section and a set of retaining hooks holds the top cap in place. This can be done with a firm hand or by gently tapping with a rubber mallet. To ensure a seal, the Top Cap must have pressure on both sides to stop it from toppling over. Therefore if there is no sheet on one side, then a Bar End Infill must be used in its place.



**VALE** Glazing Bars have a screw down Top Cap that is intended for the sealing (but not retaining) of glass units or solid polycarbonate. These consist of a rubber base gasket that need to be secured to the structural supports. The glazing is then placed on the Base Gasket and secured with a Retainer. The Aluminium Core Section with rubber seals is then placed along the joint and fastened through the middle into the supporting structure every 300mm with the appropriate length stainless steel screw.

This should only be tightened until the gaskets are under a small amount of compression. Once fastened the PVC Top Cover can be snapped onto the Aluminium Core, providing a thermal break and seal over the fixings. These Bars can also be fastened to pre-rolled steel box section for the fabrication of barrel vaults.

### Timbers for Frame Supported Glazing Bars

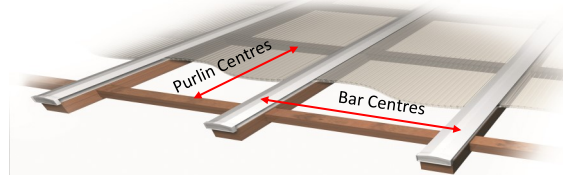
The size of the timbers will depend on many factors, including the weather conditions the roof is going to be subjected to and the quality of the timber used. **TABLE A** is a guide only. You must ensure that the support provided is suitable for your application.

| TABLE A<br>Timber rafter size<br>guide (when at 1M<br>centres) | LENGTH OF BAR ▼ | SIZE OF TIMBER SUPPORT ▼ |            |
|--|-----------------|--------------------------|------------|
|  |                 | WIDTH                    | DEPTH      |
|  | 2.0M (6' 6")    | 50mm (2")                | 100mm (4") |
|  | 3.0M (9' 10")   | 50mm (2")                | 125mm (5") |
|  | 4.0M (13' 1")   | 50mm (2")                | 150mm (6") |
|  | 5.0M (16' 4")   | 50mm (2")                | 200mm (8") |

### Sheet Width & Glazing Bar Spacing

The Polycarbonate sheet widths available (up to 2.1M) are much wider than they can span unsupported, but are available for better sheet optimisation when cutting. The distance between the timber supports for the sheets will depend on the sheet thickness, sheet structure, and the sheet's typical environment (this information can be found in the manufacturer's data sheets). **TABLE B** is a guide only for normal operating environments.

| TABLE B<br>Sheet spanning<br>guide for Frame<br>Supported Bars | SHEET THICKNESS ▶ | 6mm    | 10mm   | 16mm   | 25mm+  |
|--|-------------------|--------|--------|--------|--------|
|  | MAX SPAN ▼        |        |        |        |        |
|  | Without Purlins   | 600mm  | 700mm  | 1000mm | 1200mm |
|  | Purlins at 600mm  | 1000mm | 1000mm | 1500mm | 1500mm |



### Cutting Bars & Securing Capping/ Beading

It is recommend to use hand tools when cutting our Glazing bars. The Aluminium and PVC sections can both be cut with a fine tooth hacksaw.

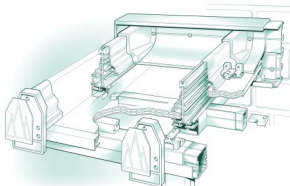
When installing secure the PVC glazing caps/ beads by hand wherever possible. A rubber mallet can be used, but should be used with caution as to not cause damage.




## Self Supporting Bars

**PEAK 100 Bars for 16mm &, 25mm polycarbonate sheets on spans of up to 4M.**

Designed for mono-pitch roofs with spans up to 4M, this very well proven Glazing Bar system has PVC capping on both the inside and outside for an attractive appearance and thermal insulation. An Aluminium reinforced Wall Plate is used to secure the roof to the host building, whilst a PVC clad Aluminium **PEAK 60** Beam with optional posts support the roof at the lower end. All fixings are Stainless Steel and where these are exposed to view, the fixings have colour matched plastic heads.



**YORK Bars for 16, 25, 35 & 40mm polycarbonate sheets on spans of up to 4M.**



Designed for mono-pitched roofs, **YORK** Glazing Bars are available in two grades – The System 7 bar will carry 16, 25 and 40mm polycarbonate roof sheets up to spans of 3 metres, whilst the heavier gauge System 8 bar will carry 25, 35 and 40mm polycarbonate roof sheets up to spans of 4 metres. Designed to be quick to install with fewer components needed for each bar.

**SANCTUARY Bars for 16mm polycarbonate sheets on spans up to 4M.**

All-Aluminium construction, these bars are designed to be used with the dedicated Wall Plate and Front Beam of the system. These are then all riveted together to create a substantial framework.



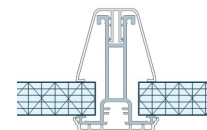
**TABLE C**

Bar spanning guide for Self Supporting Bars

| PROJECTION ▼ | MAXIMUM BAR SPACING |        |          |           |
|--------------|---------------------|--------|----------|-----------|
|              | YORK 7              | YORK 8 | PEAK 100 | Sanctuary |
| 2.0M         | 1200mm              | 1200mm | 1200mm   | 1200mm    |
| 2.5M         | 1100mm              | 1100mm | 1100mm   | 1200mm    |
| 3.0M         | 1000mm              | 1000mm | 1000mm   | 1100mm    |
| 3.5M         | N/A                 | 900mm  | 900mm    | 1050mm    |
| 4.0M         | N/A                 | 700mm  | 700mm    | 1050mm    |

## Bar Drainage Channels

C&A bar systems specifically for polycarbonate sheets have a sheet retention system that secures the roof sheets and prevents the ingress of water without restricting the essential thermal expansion. Apart from the **VALE** Bar, all our Glazing Bars do not need rubber seals/ gaskets, which can weather over time and restrict sheet expansion. In extreme weather conditions strong winds may force small amounts of rainwater into the joint between the sheet and the bar's Top Cap which is why these bars have drainage channels immediately behind the joint leading down to the gutter.

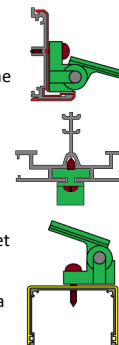


## Pivot fixings for Self Supporting Bars

Because of the Drainage system designed in all of C&A's Glazing Bars, the **PEAK** and **YORK** Bars have dedicated Pivot Mounting systems to secure the bars without compromising the drainage.

The head of the Pivot Mount is slid up the bar and secured from underneath, ensuring the channels are unaffected. The base is fastened to the Wall Plate or front beam, through the designated holes, and the two parts are linked together with a stainless steel pin.

By being assembled round the pivoting action of the pin, the bars can be set at any angle up to 45°. It should be noted that low pitch roofs can suffer from standing water and the water blow back, increasing the chance of water penetration. It is recommended that roofs should try to be set with a minimum 15° pitch wherever possible to minimise this.



## Stainless Steel Fixings

When fixing to Aluminium it is important that the correct type of fixing is chosen. Stainless Steel has high strength and is very resistant to corrosion making it an ideal choice for any screws, nuts, bolts or pins - C&A mostly supply these.

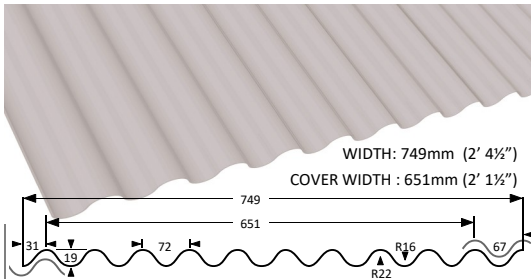
Untreated Steel will rust and weaken over time and although Zinc-plated Steel has a protective coating to help protect it from rusting, it unfortunately also reacts with Aluminium, causing weakness. Aluminium fixings do not suffer corrosion or reaction, but are not as strong as Stainless Steel.



## CLEAR 3" CEMENT PROFILE PVC

**3" profile sheeting** is commonly used for a wide variety of roles in modern DIY. Uses include carports, greenhouses, chicken coops & garden covering - the list can go on.

Available in 2 thicknesses **0.8mm Economy Grade** and **1.3mm Thickness Trade Grade**. The thicker Trade Grade has increased strength and durability. This should allow the trade grade sheets to out live their thinner economy counterparts. All corrugated sheets are available from stock with a full range of accessories.



| LENGTH       | ECONOMY GRADE<br>0.8mm Thick |        | TRADE GRADE<br>1.3mm Thick |        |
|--------------|------------------------------|--------|----------------------------|--------|
|              | PART                         | PRICE  | PART                       | PRICE  |
| 1.82M (6ft)  | R56CL                        | £6.10  | R106CL                     | £9.99  |
| 2.13M (7ft)  | R57CL                        | £7.06  | R107CL                     | £11.49 |
| 2.44M (8ft)  | R58CL                        | £8.06  | R108CL                     | £12.99 |
| 2.74M (9ft)  | R59CL                        | £9.16  | R109CL                     | £14.99 |
| 3.04M (10ft) | R510CL                       | £10.18 | R1010CL                    | £16.49 |
| 3.64M (12ft) | R512CL                       | £12.22 | R1012CL                    | £21.99 |


## 3" CEMENT PROFILE GRP FIBRE GLASS

**Fibreglass roof sheets** have great strength and durability. They are commonly used as roof lights in agricultural and commercial buildings. Class 3, 1.83kg Grade is designed for domestic or light commercial use. These sheets admit light but not sight and are easily trimmed to size with a fine-toothed saw. Higher grade sheeting is available for use on industrial or commercial areas.

**N.B. Class 1 & Class 0 sheets can be supplied to order.**



### CLASS 3 (1.83Kg/M<sup>2</sup>)



| LENGTH      | PART   | PRICE  |
|-------------|--------|--------|
| 1.82 (6ft)  | RF336  | £24.99 |
| 2.44 (8ft)  | RF338  | £32.99 |
| 3.04 (10ft) | RF3310 | £40.99 |

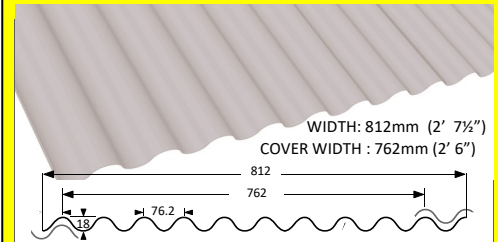
## CLEAR 3" IRON PROFILE POLYCARBONATE

### One of the first stockists in the UK

Manufactured using Polycarbonate Resin giving an extremely tough durable corrugated sheet. The ideal choice for residential, commercial, industrial and agricultural projects.

### ADVANTAGES OVER PVC:

- Vastly stronger than standard PVC sheets
- UV Coated, Blocking up to 99% of harmful UV
- Withstands higher temperatures up to 130°C (PVC: 60°C)
- Improved lifespan compared to PVC sheets
- Easier to install than standard PVC sheets
- Wider cover width
- Profile matched to our Galvanised sheets - see page 38 for more information



| LENGTH       | SUPER GRADE<br>1.0mm Thick |        |
|--------------|----------------------------|--------|
|              | PART                       | PRICE  |
| 1.82M (6ft)  | RG106CL                    | £11.99 |
| 2.44M (8ft)  | RG108CL                    | £16.99 |
| 3.04M (10ft) | RG1010CL                   | £19.99 |



## ACCESSORIES & KNOW HOW

### Know How

#### Recommended Purlin

| Profile    | Fixing Centre | Economy | Trade/Super Grade | Cover Width |
|------------|---------------|---------|-------------------|-------------|
| 3" Profile | 180mm         | 610mm   | 914mm             | 651mm       |


#### How many fixing do I need?

**Step 1** Divide the overall roof width by fixing centre (eg  $4860\text{mm} / 180\text{mm} = 27$ )

**Step 2** Divide the roof length by the Purlin centres and add 1 (eg  $2440\text{mm} / 610\text{mm} = 4 + 1 = 5$ )

**Step 3** Multiply these two numbers together ( $27 \times 5 = 135$ ): Approx. number of fixings needed.

*The actual amount may vary depending on overlaps and purlin centres*

| TYPE              | PART | PRICE | PACKS OF 10   |
|-------------------|------|-------|---|
| Zinc Plated Steel | RFS  | £0.99 |              |
| Stainless Steel   | RFX  | £1.49 | Inc spacers  |

**Do I Need Foam Fillers?** Fillers should be used under the sheets at all support positions to prevent roof 'chatter' and to support the sheets when fixed.

### 3" Profile Foam Eaves Filler

Pack of 10

| PROFILE   | LENGTH         | PART  | PRICE |
|-----------|----------------|-------|-------|
| 3" CEMENT | As sheet width | REF3  | £4.95 |
| 3" IRON   | As sheet width | RGEF3 | £4.95 |

#### How to Cut Sheets:

Sheets should overhang the roof by 60mm to allow water run-off. When cutting, use an angle grinder with a metal slitting blade or a fine tooth saw at a shallow angle applying light pressure. **A good tip** when cutting, is to sandwich the sheet between other sheets with the part to be cut off protruding.


**Pre-drill sheets before fixing.** Holes for fixings must be drilled typically 4mm larger than the fixing diameter to allow for expansion. Drill sheets singularly with a masonry bit on a low speed and use light pressure. Support the sheet securely under each hole position when drilling. There should be at least 5 fixings across the width of each sheet which are to be fixed into the purlins and rafters.

## RIDGES & FLASHINGS





### Clear 3" Profile PVC Ridge

| PROFILE | LENGTH       | PART  | PRICE |
|---------|--------------|-------|-------|
| 3"      | 660mm(2' 2") | RR3CL | £7.99 |




### Clear Profile PVC Wall Flashing

| PROFILE   | LENGTH        | PART    | PRICE |
|-----------|---------------|---------|-------|
| 3" CEMENT | 660mm (2' 2") | RWF3CL  | £4.49 |
| 3" IRON   | 660mm (2' 2") | RWFG3CL | £4.49 |
| 1½" MINI  | 660mm (2' 2") | RWFMCCL | £4.49 |

| Lap Sealing    |  | PART | PRICE |
|----------------|--|------|-------|
| 450 Silicone   |  |      |       |
|                |  |      |       |
| PART           | LENGTH   | PART | PRICE |
| Lap Tape       | 10M  | RLT  | £1.99 |
| Clear Silicone | Up To 11M Bead   | SMCL | £3.35 |


## WHITE 1½" PROFILE PVC

Solid White PVC sheets are most commonly used as a wall liner. PVC is water-resistant and very easy to keep clean.

| TYPE         | SHEET | PART | PRICE | PACKS OF 10   |
|--------------|-------|------|-------|---|
| Plated Steel | 1½"   | RFM  | £0.33 |  |

| LENGTH       | PART   | PRICE  |
|--------------|--------|--------|
| 3.04M (10ft) | R210WH | £11.94 |

| TYPE         | SHEET | PART | PRICE | PACKS OF 10   |
|--------------|-------|------|-------|---|
| Plated Steel | 1½"   | RFM  | £0.33 |  |

| Mini Profile Foam Filler |                | PART | PRICE |
|--------------------------|----------------|------|-------|
|                          |                |      |       |
| PROFILE                  | LENGTH         | PART | PRICE |
| 1½"                      | As sheet width | REFM | £3.85 |

## SUPERBOX 70/18 GRECCA PROFILE SOLID COLOUR PVC CORRUGATED

1.1mm thick sheets are lightweight and surprisingly strong. Ideal for use in many areas.

- Roofing
- Garden Pavilions
- Carports
- Sheds
- Chicken runs
- Bin sheds

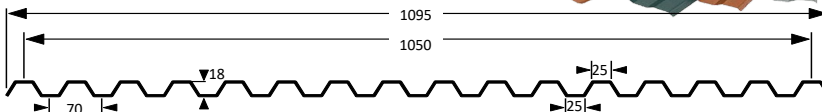


Each sheet provides a full metre width of coverage, resulting in less sheets to handle and fix and a faster project completion time.

**N.B. These sheets are not suitable for over-roofing substrates, such as plywood or chipboard.**

**Dark colours are not suitable for use in locations where temperatures over 40°C can occur.**

WIDTH: 1095mm  
COVER: 1050mm




Box profile coloured sheets are a solid colour which means no light will pass through.



| LENGTH       | PART   | PRICE  | PART   | PRICE  | PART   | PRICE  |
|--------------|--------|--------|--------|--------|--------|--------|
| 1.82M (6ft)  | RB6GR  | £16.96 | RB6LG  | £17.56 | RB6TC  | £17.56 |
| 2.44M (8ft)  | RB8GR  | £22.64 | RB8LG  | £22.64 | RB8TC  | £22.64 |
| 3.04M (10ft) | RB10GR | £28.32 | RB10LG | £28.32 | RB10TC | £28.32 |

### ACCESSORIES



#### Clear PVC Wall Flashing

| PROFILE | LENGTH        | PART   | PRICE |
|---------|---------------|--------|-------|
| BOX     | 660mm (2' 6") | RWFBCL | £4.49 |



#### Eaves Filler Pack of 10

| PROFILE | LENGTH         | PART | PRICE |
|---------|----------------|------|-------|
| BOX     | 1050mm (3' 5") | REFB | £4.99 |

### SHEET FIXING

| TYPE            | PART | PRICE | PACKS OF 10 |
|-----------------|------|-------|-------------|
| Plated Steel    | RFS  | £0.99 |             |
| Stainless Steel | RFX  | £1.49 | Inc spacers |




#### Lap Sealing

| PART           | LENGTH         | PART | PRICE |
|----------------|----------------|------|-------|
| Lap Tape       | 10M            | RLT  | £1.99 |
| Clear Silicone | Up To 11M Bead | SMCL | £3.35 |

+ Alternative fixings available See Page 87

### LIGHTING SHEETS

Translucent sheets allow light but restrict sight.



Clear sheets allow light and have no restriction on sight.



| LENGTH       | NATURAL TRANSLUCENT BLUE |        | GLASS-CLEAR |        |
|--------------|--------------------------|--------|-------------|--------|
|              | PART                     | PRICE  | PART        | PRICE  |
| 1.82M (6ft)  | RB6NT                    | £16.67 | RB6CL       | £16.67 |
| 2.44M (8ft)  | RB8NT                    | £15.65 | RB8CL       | £15.95 |
| 3.04M (10ft) | RB10NT                   | £19.49 | RB10CL      | £19.95 |

# BIG 6 CORRUGATED SHEETS

This traditional high top corrugated sheet can be used for a wide variety of projects from:

- Porches
- Carports
- Roof lights
- Greenhouses
- Cloches and cold frames
- Side cladding
- Sheds
- Walkways

With its glass clear clarity this sheeting can provide up to 3 times more natural light than vertical glazing, creating a bright environment below. This sheeting is strong but light-weight making them easy to handle and install. The size of these sheets gives a larger cover area resulting in a faster installation time.

## CLEAR BIG 6 PROFILE PVC

WIDTH: 1086mm (3' 6½")

COVER WIDTH: 1016mm (3' 3½")

1.3mm Thickness

| LENGTH       | PART     | PRICE  |
|--------------|----------|--------|
| 1.82M (6ft)  | R1066CL  | £16.99 |
| 2.44M (8ft)  | R1068CL  | £22.49 |
| 3.04M (10ft) | R10610CL | £28.49 |

## SHEET FIXING

**Eaves Filler**  
Pack of 10

| PROFILE | LENGTH          | PART | PRICE |
|---------|-----------------|------|-------|
| BIG 6   | 1086mm (3' 6½") | REF6 | £5.99 |

**Lap Sealing**

| PART           | LENGTH         | PART | PRICE |
|----------------|----------------|------|-------|
| Lap Tape       | 10M            | RLT  | £1.99 |
| Clear Silicone | Up To 11M Bead | SMCL | £3.35 |

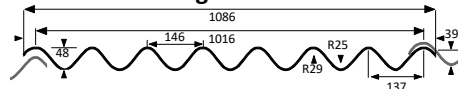
**Big 6 Fixings**

| SHEET PROFILE | PART | PRICE | PACKS OF 10 |
|---------------|------|-------|-------------|
| Galvanised 6" | RF6  | £4.98 |             |

## BIG 6 PROFILE GRP CLASS 3 1.83Kg/M<sup>2</sup>

Manufactured from Glass Reinforced Polyester resin (GRP) with unique light diffusing additives which scatter light passing through. These sheets provide effective daylight without hot spots or excessive glare. Can be used in single skin and double skin site assembled applications. Can also be used for insulating intermediate layers to provide improved insulation levels for compliance with current legislation. With excellent impact resistance and a highly durable UV resistant polyester film on the weather face which extends the durable working life of the sheet and helps to prevent the sheets from discolouring under normal conditions. Sheet life should exceed **30 years!**

### Big 6 Profile



Available in various weights including 1.83kg/m<sup>2</sup>, 2.44kg/m<sup>2</sup> & 3.06kg/m<sup>2</sup> to order

### Did You Know?

This type of sheeting is also available in over 900 different profiles, to match all current and most discontinued asbestos cement and metal roofing profiles. If you require a non standard profile, please contact us for a quote.

**BIG 6 PROFILE**  
WIDTH: 1086mm (3' 6½")  
COVER: 1016mm (3' 3½")  
**CLASS 3 1.83kg/M<sup>2</sup>**

| LENGTH       | PART   | PRICE  |
|--------------|--------|--------|
| 1.82M (6ft)  | RF636  | £37.48 |
| 2.44M (8ft)  | RF638  | £49.76 |
| 3.04M (10ft) | RF6310 | £64.90 |

## ONDULINE Classic®



Onduline is an extremely tough, lightweight, corrugated roofing and wall cladding material, manufactured utilising a base board produced from recycled cellulose fibres which is saturated with bitumen under intense pressure and heat. Onduline sheets are finished with a colour pigment and resin impregnation process which "stains" the colour into the sheet to provide excellent colour retention properties and enhanced U.V. resistance. Onduline Classic sheets are ideal for a wide range of applications reflecting the materials unrivalled versatility for use on agricultural, industrial, DIY and environmental projects.



- ✓ Professional grade roofing
- ✓ Proven durability
- ✓ Easy to handle

Follow these simple steps to design and construct a durable, long lasting roof.

**1 Select roof slope:** 15° degrees and over (Gradient: 1 in 4 or higher)

**2 To support sheet:** Fix to purlins at 610mm (24") Centres (max).

**3 To fix sheet:** Sheet side lap: 170mm. Sheet side lap: 1 Corrugation. Nails per sheet: 20.

**Fig. 1**

---

**1 Select roof slope:** 10° to 15° to degrees (Gradient: 1 in 4 to 1 in 6)

**2 To support sheet:** Fix to purlins at 450mm (18") Centres (max).

**3 To fix sheet:** Sheet side lap: 200mm. Sheet side lap: 1 Corrugation. Nails per sheet: 25.

**Fig. 2**

---

**1 Select roof slope:** 5° to 10° degrees (Gradient: 1 in 6 to 1 in 10)

**2 To support sheet:** Fix to decked or close boarding roof.

**3 To fix sheet:** Fully supporting roof deck fixed @ 610mm centres. Sheet side lap: 300mm. Sheet side lap: 2 Corrugation. Nails per sheet: 20.


**Fig. 3**

Note: At the eaves allow a 50 to 70mm sheet overhang.

### STANDARD ONDULINE SHEETS

2M X 950mm x 3mm (6.4Kg) Coverage width 855mm


| COLOUR    | PART   | PRICE  |
|-----------|--------|--------|
| BLACK     | ROB2BK | £10.99 |
| RED       | ROB2RD | £13.95 |
| GREEN     | ROB2GR | £13.99 |
| CLEAR PVC | ROB2CL | £13.29 |



(for more details see the product PDF downloads @ [www.cabp.co.uk](http://www.cabp.co.uk))

### ONDULINE RIDGES 1M Width (830mm Coverage allowing overlap)

| COLOUR | PART  | PRICE |
|--------|-------|-------|
| BLACK  | RORBK | £7.45 |
| RED    | RORRD | £7.75 |
| GREEN  | RORGR | £7.95 |



### ONDULINE VERGE 1.1M x 200mm x 200mm

| COLOUR | PART  | PRICE |
|--------|-------|-------|
| BLACK  | ROVBK | £7.45 |
| RED    | ROVRD | £7.75 |
| GREEN  | ROVGR | £7.95 |




### ONDULINE FLASHING BLACK APRON FLASHING 930mm

| PART     | PRICE |
|----------|-------|
| ROBWF BK | £9.99 |



### ONDULINE EAVES FILLER 5 TOP and 5 BOTTOM

| PART  | PRICE |
|-------|-------|
| ROBEF | £6.95 |



### ONDULINE Nails

It is recommended that each Onduline sheet uses 25 nails. COLOUR CODED HEADS 73mm

| COLOUR | 10 PACK |       | 400 BOX  |        |
|--------|---------|-------|----------|--------|
|        | PART    | PRICE | PART     | PRICE  |
| BLACK  | ROBNBK  | £1.49 | ROBNB BK | £16.99 |
| RED    | ROBNRD  | £1.49 | ROBNBRD  | £16.99 |
| GREEN  | ROBNGR  | £1.49 | ROBNBGR  | £16.99 |



+ Bitumen and Steel sheets can be insulated to help prevent condensation and heat loss unlike the PVC sheets.

# ONDUVILLA by Onduline

The **Onduvilla** range has been designed at Onduline's Italian design studio with a unique three tone colour shaded finish in Red and Green, creating warm natural colours normally only associated with expensive and heavy clay roofing products. This attractive colour finish combined with the Mediterranean bold roll profile results in an exciting and exclusive roof covering that bestows an attractive aesthetic roof finish to any structure.


The practical design aspects of the **Onduvilla** tile strip range have not been overlooked with an innovative tile lapping system utilising a grooved lap joint to provide enhanced weathering performance. The tiles form an attractive, durable and light-weight roof covering that can either be laid on a roof decking or close boarding. The system is ideal for a wide variety of applications. A full installation PDF guide can be downloaded from [www.cabp.co.uk](http://www.cabp.co.uk)



## ONDUVILLA TILES

**1.06M X 400mm**  
Max Cover Width 1M x 300mm

| COLOUR | PART   | PRICE |
|--------|--------|-------|
| BLACK  | ROVTBK | £3.59 |
| GREEN  | ROVTGR | £3.59 |
| RED    | ROVTRD | £3.59 |



Onduvilla ridges are used to form a weather seal over the ridge of pitched roofs and are fixed into place using the same fixings as the Onduvilla tiles

## ONDUVILLA RIDGES

**900MM X 500mm** (ALLOW FOR OVERLAP)


| COLOUR | PART   | PRICE |
|--------|--------|-------|
| BLACK  | ROVRBK | £4.95 |
| GREEN  | ROVRGR | £4.95 |
| RED    | ROVRRD | £4.95 |



## ONDUVILLA FLASHING

**1.02M** (ALLOW FOR OVERLAP)

| COLOUR | PART    | PRICE |
|--------|---------|-------|
| BLACK  | ROVFBK  | £3.95 |
| GREEN  | ROVFRGR | £3.95 |
| RED    | ROVFRD  | £3.95 |



## ONDULINE / ONDUVILLA NAILS

**COLOR CODED HEADS 73mm**

| PACK OF 10 |        |       | BOX OF 400 |        |
|------------|--------|-------|------------|--------|
| COLOUR     | PART   | PRICE | PART       | PRICE  |
| BLACK      | ROBNBK | £1.49 | ROBNBBK    | £16.99 |
| GREEN      | ROBNGR | £1.49 | ROBNBGR    | £16.99 |
| RED        | ROBNRD | £1.49 | ROBNBRD    | £16.99 |




Verge Trims are designed to provide a neat weatherproof seal at the edge of the roof. Can be used for both sides right / left.

## ONDUVILLA VERGE

**1.00M** (ALLOW FOR OVERLAP)

| COLOUR | PART   | PRICE |
|--------|--------|-------|
| BLACK  | ROVVBK | £3.69 |
| GREEN  | ROVVGR | £3.69 |
| RED    | ROVVRD | £3.69 |





# ONDUVILLA



# PLASTISOL STEEL SHEETS CA32 PROFILE

CA32/1000 PROFILE - 1080mm WIDE SHEET - 1M FULL COVER USED IN INDUSTRIAL ROOFING AND CLADDING



## MERLIN GREY

| LENGTH        | PART    | PRICE  |
|---------------|---------|--------|
| 2.0M (6' 6")  | R3220MG | £34.49 |
| 2.5M (8' 2")  | R3225MG | £43.65 |
| 3.0M (9' 10") | R3230MG | £51.79 |

## GOOSEWING GREY

| LENGTH        | PART    | PRICE  |
|---------------|---------|--------|
| 2.0M (6' 6")  | R3220GG | £35.70 |
| 2.5M (8' 2")  | R3225GG | £44.69 |
| 3.0M (9' 10") | R3230GG | £53.65 |


## OLIVE GREEN

| LENGTH        | PART    | PRICE  |
|---------------|---------|--------|
| 2.0M (6' 6")  | R3220OG | £35.79 |
| 2.5M (8' 2")  | R3225OG | £44.75 |
| 3.0M (9' 10") | R3230OG | £53.79 |

## GRP/FIBRE GLASS ROOFLIGHTS SHEETS

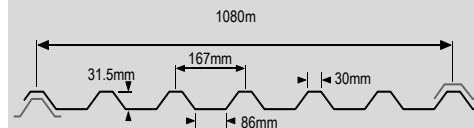
| LENGTH        | PART   | PRICE  |
|---------------|--------|--------|
| 2.0M (6' 6")  | RF3220 | £40.39 |
| 2.5M (8' 2")  | RF3225 | £50.49 |
| 3.0M (9' 10") | RF3230 | £60.59 |

+ Steel and Bitumen sheets can be insulated to help prevent condensation and heat loss, unlike corrugated PVC sheets.



GRP Translucent sheets allow light but not sight. Matching the size and profile of Colour-coat Plastisol sheets they provide daylight through the roof.

Stocked in Class 3 Fire Rating, but Class 1 and Class 0 available on quotation.

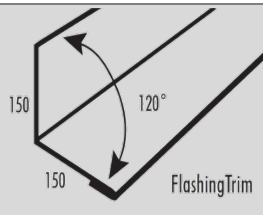




# STEEL TRIMS AND ACCESSORIES

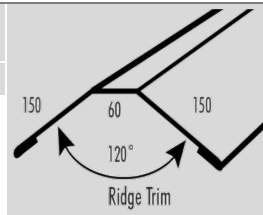
## FLASHING TRIM 3M

| COLOUR         | PART  | PRICE  |
|----------------|-------|--------|
| MERLIN GREY    | R3FMG | £20.70 |
| GOOSEWING GREY | R3FGG | £21.10 |
| OLIVE GREEN    | R3FOG | £21.50 |



## RIDGE TRIM 3M

| COLOUR         | PART  | PRICE  |
|----------------|-------|--------|
| MERLIN GREY    | R3RMG | £21.60 |
| GOOSEWING GREY | R3RGG | £21.90 |
| OLIVE GREEN    | R3ROG | £21.95 |



## DRILLFIX



### 8mm Hex Head

PACKS OF 10

| SIZE | PART  | PRICE |
|------|-------|-------|
| 20mm | FSD20 | £1.98 |
| 38mm | FSD38 | £2.39 |
| 50mm | FSD50 | £2.63 |
| 70mm | FSD70 | £2.99 |

Drillfix and Tapfix screws are zinc plated to help prevent corrosion, and come with sealing washers. Don't forget to buy your colour coded caps.

Easy to fasten with a nut driver (TS516)

## TAPFIX

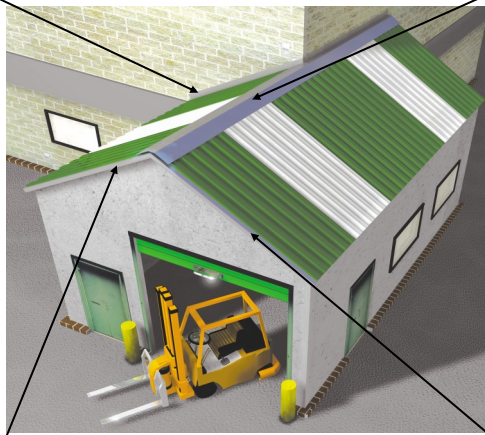


PACKS OF 10

| SIZE | PART  | PRICE |
|------|-------|-------|
| 38mm | FST38 | £2.48 |
| 50mm | FST50 | £2.69 |
| 75mm | FST75 | £2.89 |


The 20mm stitcher is used to secure trim overlaps and to the profile roofing sheeting.

NOTE—Tapfix need a predrilled hole



## COLOUR CODED CAPS (10PK)

| COLOUR      | PART  | PRICE |
|-------------|-------|-------|
| MERLIN GREY | FCCMG | £0.49 |
| GOOSEWING   | FCCGG | £0.52 |
| OLIVE GREEN | FCCOG | £0.53 |



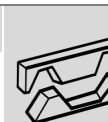
## LAP TAPE 10M ROLL

| PART | PRICE |
|------|-------|
| RLT  | £1.99 |



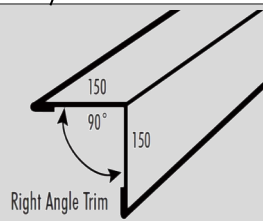
## EAVES FILLER 5 TOP & 5 BOTTOM

| PART  | PRICE |
|-------|-------|
| REF32 | £6.69 |



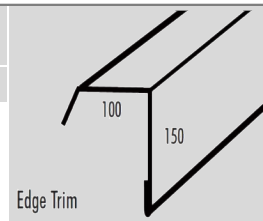
## 90° ANGLE TRIM 3M

| COLOUR         | PART  | PRICE  |
|----------------|-------|--------|
| MERLIN GREY    | R3AMG | £21.30 |
| GOOSEWING GREY | R3AGG | £21.70 |
| OLIVE GREEN    | R3AOG | £21.89 |



## EDGE TRIM 3M

| COLOUR         | PART  | PRICE  |
|----------------|-------|--------|
| MERLIN GREY    | R3EMG | £20.69 |
| GOOSEWING GREY | R3EGG | £20.95 |
| OLIVE GREEN    | R3EOG | £21.10 |



## GALVANISED STEEL SHEETS TRADITIONAL LOW COST SHEET

Galvanised steel sheets have been around for a very long time and are a very strong and secure roofing and cladding material. These are often used by emergency repair companies to temporarily secure properties before permanent repairs are made.

The steel sheet is coated in zinc, which is more reactive to oxygen than the iron and causes a white oxidation coating to take place. Once all the zinc has been used up in this type of reaction then the iron in the steel will react and this is when the sheets will rust. These sheets are primarily used as a temporary covering, but to increase their lifespan they should be coated / painted to provide a barrier between the steel and the oxygen, to prevent rusting.

**Width: 790mm (2' 7 7/64") / Lap: 50mm (2") / Cover: 740mm (2' 5 9/64")**

## CORRUGATED FITTINGS

### HOOK BOLTS, CAPS AND WASHERS

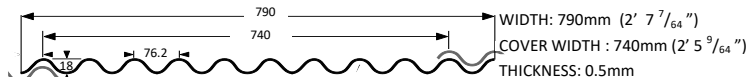

| DESCRIPTION                  | PART   | PRICE |
|------------------------------|--------|-------|
| 60 x 6mm J-BOLT & NUT        | FJ60   | £1.99 |
| 80 x 6mm J-BOLT & NUT        | FJ80   | £2.25 |
| 100 x 6mm J-BOLT & NUT       | FJ100  | £2.44 |
| 140 x 6mm J-BOLT & NUT       | FJ140  | £2.75 |
| 90 x 8mm SCAFFOLD-BOLT & NUT | FJS90  | £3.79 |
| 150 x 8mm SCAFFOLD-BOLT &    | FJS150 | £5.37 |
| 28mm PVC WASHER              | W28    | £0.96 |
| 28mm STANDARD CAP            | WC28   | £0.78 |
| 28mm DEEP CAP                | WDC28  | £0.99 |



### GALVANISED STEEL SHEETS 3" IRON PROFILE

**+ WARNING STEEL SHEETS HAVE SHARP EDGES!**

| LENGTH      | PART | PRICE  |
|-------------|------|--------|
| 1.82M (6')  | RG6  | £11.99 |
| 2.43M (8')  | RG8  | £15.98 |
| 3.04M (10') | RG10 | £19.98 |
| 3.64m (12') | RG12 | £23.97 |



**For clear sheets and filler please see pages 30 & 31**

### SCREWS WITH CAPS AND WASHERS

PACK OF 10

| DESCRIPTION  | PART | PRICE |
|--------------|------|-------|
| ZINK PLATE   | RFS  | £0.99 |
| S/S & SPACER | RFX  | £1.49 |



### HEX HEAD SCREWS & WASHERS

PACK OF 10

|  | LENGTH | DRILLFIX |       | TAPFIX |       |
|--|--------|----------|-------|--------|-------|
|  |        | PART     | PRICE | PART   | PRICE |
| These screws are zinc plated to protect against corrosion. Supplied with 19mm sealing washers. Easy to fasten with nut driver. | 38mm   | FSD38    | £2.39 | FST38  | £2.48 |
|  | 50mm   | FSD50    | £2.63 | FST50  | £2.69 |
|  | 70mm   | FSD70    | £2.99 | N/A    | N/A   |
|  | 75mm   | N/A      | N/A   | FST75  | £2.89 |



# NEW SOLVENT WASTE 32mm 40mm & 50mm

Stocked At Our  
Gillingham Branch  
National Delivery  
Available



At **C&A** we are always adding products to our ever growing range and in this latest catalogue edition we

are excited to bring you 32mm 40mm & 50mm Solvent waste pipe and fittings.

This easy to assemble product range that requires only the most basic of tools gives you a bond in seconds. The end result is a perfect seal and professional finish to every job.

Solvent Cement waste systems give that solid connection avoiding the problem of moving pipes and joints that can come apart resulting in unwanted floods.

| PRODUCT             | 32mm    |       | 40mm    |       | 50mm    |       |
|---------------------|---------|-------|---------|-------|---------|-------|
|                     | PART No | PRICE | PART No | PRICE | PART No | PRICE |
| 3M Long Pipe        | WGP33   | £2.79 | WGP43   | £3.49 | WGP53   | £4.79 |
| Coupler             | WG3C    | £0.49 | WG4C    | £0.59 | WG5C    | £0.79 |
| 90° Bend            | WG3B90  | £0.49 | WG4B90  | £0.59 | WG5B90  | £0.79 |
| 92.5° Bend          | WG3B92  | £0.49 | WG5B92  | £0.59 | WG5B92  | £0.79 |
| 135° Bend           | WG3B13  | £0.49 | WG4B13  | £0.59 | WG5B13  | £0.79 |
| 90° T Branch        | WG3T    | £0.79 | WG4T    | £0.89 | WG5T    | £0.99 |
| 135° Y Branch       | WG3Y    | £0.79 | WG4Y    | £0.89 | WG5Y    | £0.99 |
| Pipe Clip / Bracket | WG3PC   | £0.29 | WG4PC   | £0.34 | WG5PC   | £0.39 |
| Access Plug         | WG3AP   | £0.49 | WG4AP   | £0.59 | WG5AP   | £0.79 |



All our waste products are manufactured to the following British Standards

BS 5255:1989

BS 4514:1983

BS 3943:1988

BS EN 1451:2000

and BBA approved



| PRODUCT              | PART No | PRICE |
|----------------------|---------|-------|
| Solvent Cement 125ml | WGSC12  | £2.49 |
| Solvent Cement 250ml | WGSC25  | £4.49 |
| 40-32mm Reducer      | WGR43   | £0.59 |
| 50-32mm Reducer      | WGR53   | £0.79 |
| 50-40mm Reducer      | WGR54   | £0.79 |



Cant Find the item you require? CALL US more items held in stock

For a full range of tools, screws, fixings and sealants see pages 81—89

## SOLVENT WASTE PIPE

# 110mm UNDERGROUND

## 110mm

Underground drainage pipe and fittings using Forsheda Seals to ensure ease of installation and all made to BS standards



| PRODUCT                       | PART No | PRICE  | PRODUCT                            | PART No | PRICE  |
|-------------------------------|---------|--------|------------------------------------|---------|--------|
| 3M Long Pipe Single Socket    | WU30S   | £7.35  | Square Hopper                      | WUSH    | £8.49  |
| 6M Long Pipe Single Socket    | WU60S   | £17.49 | Integral Hopper                    | WUIH    | £9.49  |
| Coupler Double Socket         | WUCD    | £1.99  | Back Inlet Roddable Gully          | WUBIRG  | £8.49  |
| 15° Bend Single Socket        | WUB1S   | £2.99  | Low Trap                           | WULT    | £9.99  |
| 15° Bend Double Socket        | WUB1D   | £3.39  | Low Back P Trap                    | WULBPT  | £8.99  |
| 30° Bend Single Socket        | WUB3S   | £2.99  | Access Plug                        | WUAP    | £3.49  |
| 30° Bend Double Socket        | WUB3D   | £3.39  | Aluminium Rodding Eye              | WUARE   | £13.49 |
| 45° Bend Single Socket        | WUB4S   | £2.99  | Socket Plug                        | WUSP    | £1.99  |
| 45° Bend Double Socket        | WUB4D   | £3.39  | 320mm Chamber Base 185mm Invert    | WU32CB  | £16.99 |
| 87.5° Bend Single Socket      | WUB8S   | £2.99  | 320mm Raising Piece 140mm          | WU32RP  | £9.99  |
| 87.5° Bend Double Socket      | WUB8D   | £3.39  | 320mm Round Plastic Cover & Frame  | WU32RC  | £16.99 |
| 87.5° Rest Bend Single Socket | WURB8S  | £8.99  | 320mm Square Plastic Cover & Frame | WU32SC  | £20.99 |
| 87.5° Rest Bend Double Socket | WURB8D  | £9.99  | 470mm Chamber Base 225mm Invert    | WU47CB  | £31.99 |
| 45° Long Radius Bend          | WULRB4S | £14.49 | 470mm Raising Piece 235mm          | WU47RP  | £13.49 |
| 87.5° Long Radius Bend        | WULRB8S | £14.99 | 470mm Round Plastic Cover & Frame  | WU47RC  | £18.99 |
| 0—90° Adjustable Bend         | WUABD   | £11.99 | 470mm Square Plastic Cover & Frame | WU47SC  | £32.99 |
| 45° Branch Double Socket      | WUY4D   | £5.79  | 600x450 Block Paving Manhole Cover | WUMHC   | £38.99 |
| 45° Branch Triple Socket      | WUY4T   | £5.99  | 1ltr Soluble Lubricant             | WUSL1   | £7.99  |
| 87.5° Branch Double Socket    | WUT8D   | £5.79  | 4" Clay to 4" PVC Coupler          | WU44CP  | £5.49  |
| 87.5° Branch Triple Socket    | WUT8T   | £5.99  |                                    |         |        |

Can't Find the item you require?  
CALL US more items held in stock

Manufactured to BS EN 1401-1: Plastic piping systems for 1998 (SN4) non-pressure underground drainage and sewerage. PVCu - Part 1: Specifications for pipes, fittings and system. BS4660: 1989 Specification for plasticized. PVC pipes and fittings of sizes 110mm for below ground drainage. BS5481: 1997 (1989) Specification for plasticized. PVC pipes and fittings for gravity

# 110mm

## Soil pipe and fittings using Forsheda Seals to ensure ease of installation and a long life all made to British Standards



110mm Soil Pipe and Fittings are compatible with all standard 110mm soil and underground systems in the UK.



Kalsi 110mm Soil waste system compliments our 110mm underground system and our 32mm, 40mm and 50mm



solvent weld waste system. The complete system consists of extruded pipe sections and injection moulded fittings and provides an efficient way to convey sanitary waste from all types of buildings.

The components in these systems enable the construction of Soil

### WASTE ADAPTOR ACCESSORIES

|                           |        |       |
|---------------------------|--------|-------|
| 110mm Strap On Boss       | WSSOB  | £3.49 |
| 32mm Rubber Waste Adaptor | WSRA32 | £2.59 |
| 40mm Rubber Waste Adaptor | WSRA40 | £2.69 |
| 50mm Rubber Waste Adaptor | WSRA50 | £2.79 |



| PRODUCT                           | PART No | PRICE  |
|-----------------------------------|---------|--------|
| 3M Long Pipe Plain                | WS30P   | £11.49 |
| 3M Long Pipe Single Socket        | WS30S   | £11.99 |
| Coupler Double Socket             | WSCD    | £3.49  |
| 92.5° Bend Single Socket          | WSB92S  | £4.99  |
| 92.5° Bend Double Socket          | WSB92D  | £5.49  |
| 92.5° Access Bend Double Socket   | WSAB9   | £15.49 |
| 135° Bend Single Socket           | WSB13S  | £4.99  |
| 135° Bend Double Socket           | WSB13D  | £5.59  |
| 0—90° Adjustable Bend             | WSABD   | £13.49 |
| 92.5° Branch Double Socket        | WST92D  | £7.49  |
| 92.5° Branch Triple Socket        | WST92T  | £7.99  |
| 135° Branch Double Socket         | WSY13D  | £7.49  |
| 135° Branch Triple Socket         | WSY13T  | £7.99  |
| 92.5° Access Branch Triple Socket | WSAT92T | £15.49 |
| 92.5 Double T Branch              | WSDT92  | £39.95 |
| 110mm Soil Pipe Bracket           | WSPB    | £1.49  |
| 110mm Soil Pipe Vent Cowl         | WSVC    | £4.49  |



Can't Find the item you require?  
CALL US more items held in stock

BS 3943:1988: Specification for plastic waste traps. BS 4514:1983: Specification for unplasticised PVC soil and ventilating pipes, fittings and accessories. BS EN 1451:2000 Plastics piping systems for soil and waste discharge within the building structure – polypropylene. BS 5255:1989: Specification for thermoplastics waste pipe and fittings. .

# 110mm SOIL













# GUTTERING

Four guttering systems available, ranging from low cost 112mm for garden buildings to high capacity for large roofs, and elegant Square and Ogee profiles for house renovations.

## HALF ROUND

**BLACK - WHITE - BROWN**







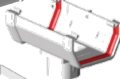



Width: 112mm (4 3/8")  
Depth: 52mm (2 1/16")  
BS EN 4576

| PRODUCT          | COLOUR/PART |        |        | PRICE |   |
|------------------|-------------|--------|--------|-------|---|
|                  | BLACK       | WHITE  | BROWN  |       |   |
| Gutter 2M Long   | GR20BK      | GR20WH | GR20BR | £2.99 |    |
| Gutter 4M Long   | GR40BK      | GR40WH | GR40BR | £5.29 |   |
| 90° Angle        | GR9BK       | GR9WH  | GR9BR  | £2.09 |    |
| 135° Angle       | GR35BK      | GR35WH | GR35BR | £2.68 |    |
| 150° Angle       | GR50BK      | GR50WH | GR50BR | £2.78 |    |
| Joint Bracket    | GRJBBK      | GRJBWH | GRJBBR | £1.49 |    |
| Support Bracket  | GRSBBK      | GRSBWH | GRSBBR | £0.69 |    |
| Running Outlet   | GRROBK      | GRROWH | GRROBR | £1.75 |    |
| Stopend Outlet   | GRSOBK      | GRSOWH | GRSOBR | £2.69 |    |
| Stopend External | GRSEBK      | GRSEWH | GRSEBR | £1.15 |   |
| Stopend Internal | GRSIBK      | GRSIWH | GRSIBR | £0.99 |  |

## SQUARE

**BLACK - WHITE - BROWN**

Width: 114mm (4 1/2")  
Depth: 57mm (2 1/4")  
BS EN 607

| PRODUCT          | COLOUR/PART |        |        | PRICE |   |
|------------------|-------------|--------|--------|-------|---|
|                  | BLACK       | WHITE  | BROWN  |       |   |
| Gutter 2M Long   | GS20BK      | GS20WH | GS20BR | £2.99 |    |
| Gutter 4M Long   | GS40BK      | GS40WH | GS40BR | £5.29 |   |
| 90° Angle        | GS9BK       | GS9WH  | GS9BR  | £2.09 |    |
| 135° Angle       | GS35BK      | GS35WH | GS35BR | £2.79 |    |
| 150° Angle       | GS50BK      | GS50WH | GS50BR | £2.88 |    |
| Joint Bracket    | GSJBBK      | GSJBWH | GSJBBR | £1.54 |    |
| Support Bracket  | GSSBBK      | GSSBWH | GSSBBR | £0.69 |    |
| Running Outlet   | GSROBK      | GSROWH | GSROBR | £1.75 |    |
| Stopend Outlet   | GSSOBK      | GSSOWH | GSSOBR | £2.69 |    |
| Stopend External | GSSEBK      | GSSEWH | GSSEBR | £1.15 |   |
| Stopend Internal | GSSIBK      | GSSIWH | GSSIBR | £0.99 |  |


# FULL-FLO

Width: 116mm (4 <sup>9</sup>/<sub>16</sub>"")  
 Depth: 77mm (3 <sup>1</sup>/<sub>16</sub>"")  
 BSEN 607

## BLACK - WHITE-ANTHRACITE

HIGH CAPACITY

| PRODUCT              | COLOUR / PART |        |                 | PRICE |
|----------------------|---------------|--------|-----------------|-------|
|                      | BLACK         | WHITE  | ANTHRACITE GREY |       |
| Gutter 4m Long       | GF40BK        | GF40WH | GF40AG          | £9.46 |
| 90° Angle            | GF9BK         | GF9WH  | GF9AG           | £3.09 |
| 135° Angle           | GF35BK        | GF35WH | GF35AG          | £3.24 |
| Gutter Joint Bracket | GFJBK         | GFJBWH | GFJBAG          | £2.49 |
| Running Outlet       | GFROBK        | GFROWH | GFROAG          | £3.48 |
| Stopend External     | GFSEBK        | GFSEWH | GFSEAG          | £1.69 |
| Stopend Internal     | GFSIBK        | GFSIWH | GFSIAG          | £1.34 |
| Fascia Bracket       | GFSBBK        | GFSBWH | GFSBAG          | £0.99 |



Freeflow

+ DOWN PIPES SEE PAGE 44

+ ACCESSORIES & FITTINGS SEE PAGE 46

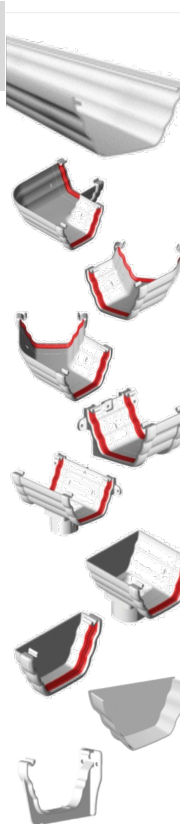
# OGEE

Width: 135mm (5 <sup>5</sup>/<sub>16</sub>"")  
 Depth: 77mm (3 <sup>1</sup>/<sub>16</sub>"")  
 BSEN 607

## BLACK - WHITE - CAMEL

HIGH CAPACITY

| PRODUCT              | COLOUR/ PART |        |        | PRICE |
|----------------------|--------------|--------|--------|-------|
|                      | BLACK        | WHITE  | CAMEL  |       |
| Gutter 4m Long       | GO40BK       | GO40WH | GO40CM | £9.99 |
| 90° Angle            | GO9BK        | GO9WH  | GO9CM  | £3.79 |
| 135° Angle           | GO35BK       | GO35WH | GO35CM | £3.98 |
| 150° Angle           | GO50BK       | GO50WH | GO50CM | £4.14 |
| Gutter Joint Bracket | GOJBK        | GOJBWH | GOJBCM | £2.58 |
| Running Outlet       | GOROBK       | GOROWH | GOROCM | £3.69 |
| Stopend Outlet       | GOSOBK       | GOSOWH | GOSOCM | £3.78 |
| Stopend External     | GOSEBK       | GOSEWH | GOSECM | £1.85 |
| Stopend Internal     | GOSIBK       | GOSIWH | GOSICM | £1.45 |
| Fascia Bracket       | GOSBBK       | GOSBWH | GOSBCM | £0.99 |



# GUTTER SYSTEMS

## DOWN PIPE

Round and Square Down Pipes, in a range of colours, compatible with our range and other manufacturers guttering systems.



### ROUND PIPE

Diameter: 68mm (2 11/16")  
BSEN 12200

**BLACK - WHITE - BROWN - ANTHRACITE**

| PRODUCT             | PART NUMBER <b>NEW</b> |         |         |                 | PRICE |
|---------------------|------------------------|---------|---------|-----------------|-------|
|                     | BLACK                  | WHITE   | BROWN   | ANTHRACITE GREY |       |
| Pipe 2.7m Long      | GRP27BK                | GRP27WH | GRP27BR | GRP27AG         | £3.95 |
| Pipe 4m Long        | GRP40BK                | GRP40WH | GRP40BR | GRP40AG         | £5.95 |
| Pipe 5.5m Long      | GRP55BK                | GRP55WH | GRP55BR | GRP55AG         | £8.95 |
| Pipe Connector      | GRPCBK                 | GRPCWH  | GRPCBR  | GRPCAG          | £0.99 |
| Pipe Bracket        | GRPBK                  | GRPBWH  | GRPBR   | GRPBAG          | £0.79 |
| Pipe Bend 92½°      | GRPB9BK                | GRPB9WH | GRPB9BR | GRPB9AG         | £2.08 |
| Pipe Bend 112½°     | GRPB2BK                | GRPB2WH | GRPB2BR | GRPB2AG         | £1.59 |
| Shoe Outlet Spout   | GRPSBK                 | GRPSWH  | GRPSBR  | GRPSAG          | £1.68 |
| Pipe Branch 112½°   | GRPYBK                 | GRPYWH  | GRPYBR  | GRPYAG          | £3.75 |
| Shallow Offset Bend | GRPOBK                 | GRPOWH  | GRPOBR  | N/A             | £2.68 |
| Rainwater Head      | GHBK                   | GHWH    | GHBR    | GHAG            | £5.39 |

### SQUARE PIPE

Square Size 65mm (2 9/16")  
BSEN 12200

**BLACK - WHITE - BROWN - CARAMEL**


| PRODUCT             | PART NUMBERS |         |         |         | PRICE |
|---------------------|--------------|---------|---------|---------|-------|
|                     | BLACK        | WHITE   | BROWN   | CARAMEL |       |
| Pipe 2.7m Long      | GSP27BK      | GSP27WH | GSP27BR | GSP27CM | £3.95 |
| Pipe 4m Long        | GSP40BK      | GSP40WH | GSP40BR | GSP40CM | £5.95 |
| Pipe 5.5m Long      | GSP55BK      | GSP55WH | GSP55BR | GSP55CM | £8.95 |
| Pipe Connector      | GSPCBK       | GSPCWH  | GSPCBR  | GSPCCM  | £0.99 |
| Pipe Bracket        | GSPBBK       | GSPBWH  | GSPBBR  | GSPBCM  | £0.79 |
| Pipe Bend 92½°      | GSPB9BK      | GSPB9WH | GSPB9BR | GSPB9CM | £2.09 |
| Pipe Bend 112½°     | GSPB2BK      | GSPB2WH | GSPB2BR | GSPB2CM | £1.59 |
| Shoe Outlet Spout   | GSPSBK       | GSPSWH  | GSPSBR  | GSPSCM  | £1.68 |
| Pipe Branch 112½°   | GSPYBK       | GSPYWH  | GSPYBR  | GSPYCM  | £3.75 |
| Shallow Offset Bend | GSPPOBK      | GSPPOWH | GSPPOBR | N/A     | £2.68 |
| Rainwater Head      | GHBK         | GHWH    | GHBR    | GHCM    | £5.39 |

# CAST IRON EFFECT GUTTER & PIPE

**NEW!**

## CAST IRON EFFECT GUTTERING


This unique Cast Iron effect guttering system has been designed to provide you with the authentic look and feel of traditional gutters, using long-lasting uPVC. The mottled effect finish helps to maintain the look and feel of period properties while allowing you to benefit from the low maintenance, fitter-friendly materials available today.



Whilst there is a continuing emphasis on building energy efficient homes, the external design and detailing of many new build developments remains traditional. Cast iron style guttering offers specifiers and property developers the ideal solution for a stylish traditional look giving homeowners a low maintenance long lasting system. The range also allows builders and renovators of period properties the option to update with modern materials without losing the charm and appeal of authentic features.

The Freeflow rainwater system is co-extruded with a white interior to reduce heat absorption and expansion of gutters and features long-life advanced red compressible seals for ease of fitting and water-tight joints to ensure a leak-free performance.

This high quality product is also available in high capacity 116mm Full-Flo, Please contact us to request a quotation and lead times.



## HALF ROUND CAST EFFECT

Width: 112mm (4 5/16")  
Depth: 52mm (2 1/16")

| PRODUCT           | BLACK   | PRICE  |  |  |
|-------------------|---------|--------|--|--|
| Gutter 4M Long    | GR40CE  | £19.99 |  |  |
| 90° Angle         | GR9CE   | £8.99  |  |  |
| 135° Angle        | GR35CE  | £9.99  |  |  |
| Joint Bracket     | GRJBCE  | £5.99  |  |  |
| Support Bracket   | GRSBCE  | £1.49  |  |  |
| Running Outlet    | GRROCE  | £8.99  |  |  |
| Stopend Outlet    | GRSOCE  | £9.99  |  |  |
| Stopend External  | GRSECE  | £4.99  |  |  |
| Pipe 2.7m Long    | GRP27CE | £19.99 |  |  |
| Pipe 5.5m Long    | GRP55CE | £34.99 |  |  |
| Pipe Clip         | GRPBCE  | £7.80  |  |  |
| Pipe Clip Collar  | GRPCCE  | £9.99  |  |  |
| Pipe Bend 92½°    | GRPB9CE | £10.49 |  |  |
| Pipe Bend 112½°   | GRPB2CE | £10.99 |  |  |
| Shoe Outlet Spout | GRPSCE  | £12.99 |  |  |
| Pipe Branch 112½° | GRPYCE  | £16.99 |  |  |

## GUTTER ACCESSORIES

### HEDGEHOG™

#### STOPS GUTTER CLUTTER!

Version 1.5/11/16

- Prevents gutters from blocking
- Simple, quick and easy to fit
- Durable - will last for years
- Flexible to fit all shapes and bends of guttering
- Compatible with almost every type of gutter

100mm



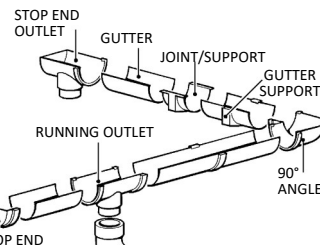
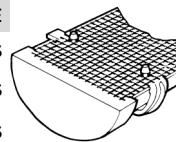
Colour choice is the colour of the brush. The gutter clips are Clear

| PRODUCT                  | PART    | PRICE  |
|--------------------------|---------|--------|
| <b>BLACK 4M Hedgehog</b> | GHHBK   | £16.79 |
| <b>BROWN 4M Hedgehog</b> | GHHBR   | £16.79 |
| <b>WHITE 4M Hedgehog</b> | GHHWH   | £16.79 |
| Holding Clip (Single)    | GHHGC1  | £0.63  |
| Holding Clips (20 Pack)  | GHHGC20 | £9.40  |

### GUTTER GRID

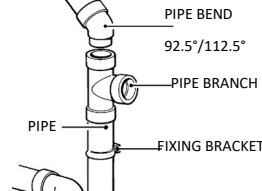
Colour refers to clips the grid only comes in black

|              | PRODUCT                      | PART  | PRICE  |
|--------------|------------------------------|-------|--------|
| <b>BLACK</b> | 10M LONG (Includes 23 Clips) | GMGBK | £29.95 |
| <b>WHITE</b> | 10M LONG (Includes 23 Clips) | GMGWH | £29.95 |
| <b>BROWN</b> | 10M LONG (Includes 23 Clips) | GMGBR | £29.95 |



### GUTTER & PIPE ADAPTORS

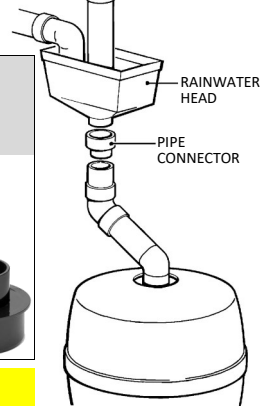
| PRODUCT                             | BLACK   | WHITE   | BROWN   | PRICE |
|-------------------------------------|---------|---------|---------|-------|
| SQUARE to ROUND PIPE ADAPTOR        | GSRPABK | GSRPAWH | GSRPABR | £2.10 |
| SQUARE to HALF ROUND GUTTER ADAPTOR | GSRABK  | GSRAWH  | GSRABR  | £5.25 |
| OGEE to SQUARE GUTTER ADAPTOR       | GOSABK  | GOSAWH  | GOSABR  | £7.34 |
| OGEE to HALF ROUND GUTTER ADAPTOR   | GORABK  | GORAWH  | GORABR  | £7.34 |



### DOWN PIPE to 110mm ADAPTORS

Fits inside standard 110mm Underground Socket

| PRODUCT                              | PART    | PRICE |
|--------------------------------------|---------|-------|
| 68mm ROUND to 110mm CONNECTOR WHITE  | WURPAWH | £3.99 |
| 68mm SQUARE to 110mm CONNECTOR WHITE | WUSPAWH | £3.99 |
| 68mm ROUND to 110mm CONNECTOR BLACK  | WURPABK | £3.99 |
| 68mm SQUARE to 110mm CONNECTOR BLACK | WUSPABK | £3.99 |



**+ 10 YEAR GUARANTEE ON GUTTERING & PIPE**





# FASCIA & SOFFIT THE BASICS

**Freefoam**



## CAP-OVER or FULL REPLACEMENT?

**10mm Thick boards are for capping over existing timber boards**

These must be in good condition and any mild damage or rot should be treated first with a very high grade wood preservative. Before capping, check the Roof Felt has a sufficient overhang to reach the top of the new UPVC board as well as the existing timber one. Over Felt Replacement sections should be fitted to cover the gap.



**18mm Thick boards are for use on New builds and for full replacement on existing buildings**

Timber sub-structures should first be examined for damage and rot, which should be treated with a high grade wood preservative or in severe cases cut out and new timber sections scarfed in.

## FASCIA & SOFFIT FIXINGS

**FIXINGS** Use colour-matching plastic headed pins and nails to fix boards into place.

**CENTRES** Fixing Centers vary, but should never exceed 600mm for white boards, 300mm for black boards and 400mm for other colour and wood grain boards.

For more detailed information please visit the product page and click on the specifications tab on our website [www.cabp.co.uk](http://www.cabp.co.uk)

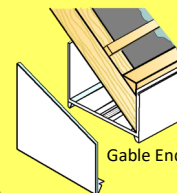
## FURTHER INFORMATION ON FASCIA & SOFFIT

**Roof Ventilation** should be considered, either by using Vented Soffit boards, Vent Disks or Over Fascia Vents. *See pages 48, 49 and 58.*

**Plastic headed pins and nails** should be used to fix the boards in place fixing centers vary, but should not exceed 600mm for white boards-

we supply colour-matching heads *See page 58 for all colours.*

**Gable end covers** can be made by cutting a wide Capping board to size. Use a 400mm or 600mm board, and fix into position. *See page 48*



# CLADDING THE BASICS

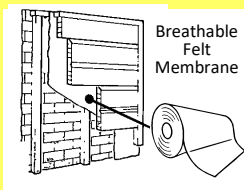
**Freefoam**

## PREPARING WALLS FOR CLADDING

Cladding boards should be fixed horizontally over timber battens,

**CENTRES** set at a maximum of **400mm apart** upon the host wall.

To protect the battens, a breathable membrane must be lightly tacked over the entire area before the cladding is fitted on top.



For more detailed information please visit the product page and click on the specifications tab on our website [www.cabp.co.uk](http://www.cabp.co.uk)

## FIXING CLADDING BOARDS

**Begin at the bottom of the host wall** by fixing Starter Trims with Barb Nails through the back of the trim, ensuring the cladding board is located inside the Starter Trim so the fixings will be hidden by the overlap of boards.

**At the sides and corners**, fix Edge Trims/ Corner Trims as required. Fix any External Corners as you progress upwards, to allow for some movement when fitting the boards into place.


**Allow a 5mm gap at each end of the board** as they are designed to expand and contract with weather changes so it is important they are cut with some space allowance, which will be covered by the finishing trims.

**When fitting the last board**, it is likely its depth will need to be altered to fit into the available space, and depending on how much board is trimmed away it may be necessary to fix an additional batten behind to ensure it sits correctly. The last board must fit so it pushes up inside the trim's top edge and also sits correctly on the cladding board below.

## WHITE CAP-OVER & REPLACEMENT FASCIA

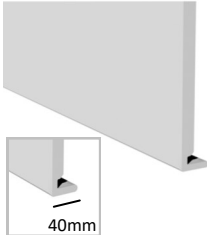


### 10mm CAP-OVER/REVEAL LINER FASCIA BOARD

| LENGTH            | 2.5M    |        | 5.0M    |        | For covering existing timber fascia boards that are in adequate condition.        |
|-------------------|---------|--------|---------|--------|---|
| WIDTH             | PART    | PRICE  | PART    | PRICE  |   |
| 150mm (5 7/8")    | LC215WH | £4.76  | LC515WH | £8.82  |  |
| 175mm (6 7/8")    | LC217WH | £6.17  | LC517WH | £11.47 |   |
| 200mm (7 7/8")    | LC220WH | £8.42  | LC520WH | £14.30 |   |
| 225mm (9")        | LC222WH | £8.98  | LC522WH | £15.36 |   |
| 250mm (9 7/8")    | LC225WH | £9.99  | LC525WH | £17.48 |   |
| 300mm (11 3/4")   | LC230WH | £12.35 | LC530WH | £21.72 |   |
| 400mm (15 3/4")   | LC240WH | £16.28 | LC540WH | £29.67 |   |
| 605mm*(23 13/16") | LC260WH | £26.96 | LC560WH | £48.22 |   |

\* 605mm Boards Are Double Lipped

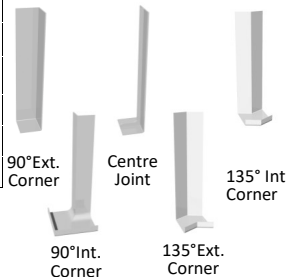
### 18mm FULL REPLACEMENT FASCIA BOARD

| LENGTH            | 2.5M    |        | 5.0M    |        | For fully replacing fascia boards (new-builds and restoration projects).            |
|-------------------|---------|--------|---------|--------|---|
| WIDTH             | PART    | PRICE  | PART    | PRICE  |   |
| 150mm (5 7/8")    | LF215WH | £9.00  | LF515WH | £17.66 |  |
| 175mm (6 7/8")    | LF217WH | £12.18 | LF517WH | £22.25 |   |
| 200mm (7 7/8")    | LF220WH | £13.77 | LF520WH | £25.43 |   |
| 225mm (9")        | LF222WH | £16.42 | LF522WH | £28.61 |   |
| 250mm (9 7/8")    | LF225WH | £16.95 | LF525WH | £30.73 |   |
| 300mm (11 3/4")   | LF230WH | £23.31 | LF530WH | £43.45 |   |
| 410mm *(16 9/16") | LF240WH | £29.14 | LF540WH | £50.87 |   |

\* 410mm Boards Are Double Lipped

### TRIMS FOR 10 & 18mm BOARDS

| DESCRIPTION               | PART    | PRICE |
|---------------------------|---------|-------|
| Centre Joint              | LCJ3WH  | £1.99 |
| 90° Internal Corner       | LCI93WH | £2.05 |
| 90° External Corner       | LCC93WH | £2.10 |
| 135° External Corner      | LCC33WH | £3.70 |
| 135° Internal Corner      | LCI33WH | £3.70 |
| 600mm Double Ended Centre | LCJ6WH  | £4.23 |
| 600mm Double Ended Corner | LCC96WH | £4.19 |
| 300mm Large End Cap       | LCECWH  | £2.49 |
| Fascia (Apex) Finial      | LCFWH   | £3.87 |
| Decorative Moulding       | LCDMWH  | £9.96 |



### FASCIA BOARD ACCESSORIES

#### OVER FASCIA VENT

1.0M long




| PART   | SIZE | PRICE |
|--------|------|-------|
| LOFV10 | 10mm | £2.57 |
| LOFV25 | 25mm | £3.10 |

Fix on to the top of Fascia boards to provide an air gap for ventilation.

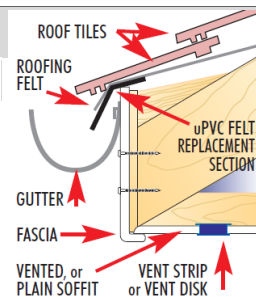
#### UPVC FELT REPLACEMENT

1.5M long



| PART | PRICE |
|------|-------|
| LFR  | £1.99 |

Fits below the existing roof felt under the bottom row of tiles, overlapping the top of the fascia board.



**+ MORE ACCESSORIES & FIXINGS**  
SEE PAGE 58


**+ 50 YEAR GUARANTEE ON WHITE BOARDS**

# WHITE SOFFIT BOARDS SQUARE EDGE



## 10mm SOLID SOFFIT MULTIPURPOSE BOARDS


| LENGTH            | 2.5M    |        | 5.0M    |        |
|-------------------|---------|--------|---------|--------|
| WIDTH             | PART    | PRICE  | PART    | PRICE  |
| 100mm (3 7/8")    | LM210WH | £4.76  | LM510WH | £7.94  |
| 150mm (5 7/8")    | LM215WH | £5.82  | LM515WH | £10.59 |
| 175mm (6 7/8")    | LM217WH | £6.88  | LM517WH | £12.69 |
| 225mm (9")        | LM222WH | £8.99  | LM522WH | £16.42 |
| 250mm (9 7/8")    | LM225WH | £9.49  | LM525WH | £18.49 |
| 300mm (11 3/4")   | LM230WH | £11.65 | LM530WH | £20.99 |
| 405mm (15 3/4")   | LM240WH | £16.95 | LM540WH | £29.67 |
| 605mm (23 13/16") | LM260WH | £27.55 | LM560WH | £51.40 |



Soffit Vent Strip or Disks available. See Page 58.

## 10mm VENTED SOFFIT PROVIDES VENTILATION



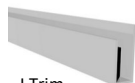
| LENGTH            | 2.5M    |        | 5.0M    |        |
|-------------------|---------|--------|---------|--------|
| WIDTH             | PART    | PRICE  | PART    | PRICE  |
| 100mm (3 7/8")    | LV210WH | £7.94  | LV510WH | £14.30 |
| 150mm (5 7/8")    | LV215WH | £9.53  | LV515WH | £17.99 |
| 175mm (6 7/8")    | LV217WH | £10.59 | LV517WH | £19.60 |
| 225mm (9")        | LV222WH | £12.71 | LV522WH | £23.84 |
| 250mm (9 7/8")    | LV225WH | £14.83 | LV525WH | £26.99 |
| 300mm (11 3/4")   | LV230WH | £16.42 | LV530WH | £28.99 |
| 405mm (15 3/4")   | LV240WH | £19.99 | LV540WH | £37.62 |
| 605mm (23 13/16") | LV260WH | £36.56 | LV560WH | £66.77 |



For insect mesh See Page 58.


## TRIMS

|                          | LENGTH                         | 2.5M   |       | 5.0M   |       |
|--------------------------|--------------------------------|--------|-------|--------|-------|
|                          | DESCRIPTION                    | PART   | PRICE | PART   | PRICE |
| For 10mm Boards in White | J Trim (Edge Trim)             | LH2JWH | £2.85 | LH5JWH | £5.18 |
|                          | H Trim (Joiner strip)          | LH2HWH | £3.38 | LH5HWH | £6.31 |
|                          | F Trim (Corner Finishing Trim) | LH2FWH | £3.38 | LH5FWH | £6.31 |
|                          | Y Trim (External Corner)       | LH2YWH | £5.25 | LH5YWH | £9.49 |




## 10mm HOLLOW 'V' GROOVED HOLLOW SOFFIT BOARDS

| LENGTH          | 2.5M    |       | 5.0M    |       |
|-----------------|---------|-------|---------|-------|
| WIDTH           | PART    | PRICE | PART    | PRICE |
| 100mm (3 7/8")  | LH210WH | £3.81 | LH510WH | £6.67 |
| 300mm (11 3/4") | LH230WH | £5.61 | LH530WH | £9.99 |



## 16mm FLAT BOARD MULTIPURPOSE BOARDS

| LENGTH         | 2.5M    |        | 5.0M    |        |
|----------------|---------|--------|---------|--------|
| WIDTH          | PART    | PRICE  | PART    | PRICE  |
| 150mm (5 7/8") | LT215WH | £11.65 | LT515WH | £20.66 |
| 200mm (7 7/8") | LT220WH | £15.89 | LT520WH | £28.61 |
| 250mm (9 7/8") | LT225WH | £18.99 | LT525WH | £35.50 |




**+ FIXINGS & ACCESSORIES**  
SEE PAGE 58

> Plastic-headed pins & nails  
> Ventilation accessories  
> Insect Mesh

## OGEE FASCIA




## BULLNOSE FASCIA




The **Ogee** fascia system is a traditional 's' curved style which includes the 10mm thick Cappit board and 18mm thick fascia board complete with corners and centre joints to give a neat stylish finish.

### 10mm OGEE FASCIA CAPPING BOARD

| LENGTH          | 2.5M    |        | 5.0M    |        |  |
|-----------------|---------|--------|---------|--------|---|
| WIDTH           | PART    | PRICE  | PART    | PRICE  |   |
| 150mm (5 7/8")  | LE215WH | £7.41  | LE515WH | £13.77 |   |
| 175mm (6 7/8")  | LE217WH | £8.99  | LE517WH | £15.89 |   |
| 200mm (7 7/8")  | LE220WH | £9.99  | LE520WH | £18.49 |   |
| 250mm (9 7/8")  | LE225WH | £11.99 | LE525WH | £22.78 |   |
| 300mm (11 3/4") | LE230WH | £14.83 | LE530WH | £27.49 |   |

### 18mm OGEE FASCIA REPLACEMENT BOARD

| LENGTH         | 2.5M    |        | 5.0M    |        |  |
|----------------|---------|--------|---------|--------|---|
| WIDTH          | PART    | PRICE  | PART    | PRICE  |   |
| 150mm (5 7/8") | LG215WH | £12.71 | LG515WH | £21.19 |   |
| 200mm (7 7/8") | LG220WH | £16.95 | LG520WH | £28.61 |   |
| 250mm (9 7/8") | LG225WH | £20.13 | LG525WH | £37.09 |   |

### TRIMS FOR OGEE BOARDS


| DESCRIPTION                        | PART    | PRICE |  |  |
|------------------------------------|---------|-------|--|--|
| 600mm Double-ended External Corner | LGC96WH | £4.23 |  |  |
| 600mm Double-ended Centre Joint    | LGJ6WH  | £3.91 |  |  |

+ 50 YEAR GUARANTEE ON ALL WHITE BOARDS





The **Bullnose** fascia system is a traditional full curved style 18mm thick fascia board that can also be used for internal window sill, complete with corners, centre joints and end caps when using this product for an internal ceil.

### 18mm BULLNOSE FASCIA REPLACEMENT BOARD

| LENGTH          | 2.5M    |        | 5.0M    |        |  |
|-----------------|---------|--------|---------|--------|---|
| WIDTH           | PART    | PRICE  | PART    | PRICE  |   |
| 150mm (5 7/8")  | LB215WH | £11.99 | LB515WH | £20.66 |   |
| 200mm (7 7/8")  | LB220WH | £15.89 | LB520WH | £27.99 |   |
| 250mm (9 7/8")  | LB225WH | £19.99 | LB525WH | £34.97 |   |
| 405mm (15 3/4") | LB240WH | £31.79 | LB540WH | £57.76 |   |

### TRIMS FOR BULLNOSE FASCIA

In White

| DESCRIPTION                        | PART    | PRICE |  |  |  |  |  |
|------------------------------------|---------|-------|---|---|---|--|--|
| 300mm End Cap                      | LBECWH  | £2.39 |   |   |   |  |  |
| 600mm Double-ended External Corner | LBC96WH | £3.70 |   |   |   |  |  |
| 600mm Double-ended Centre Joint    | LBJ6WH  | £3.70 |   |   |   |  |  |

+ FOR PLAIN & VENTED SOFFIT  
BOARDS SEE PAGE 49

# WOODGRAIN EFFECT FASCIA & SOFFIT

+ 10 YEAR GUARANTEE



Woodgrain effect boards are PVC foiled boards that come in 4 industry standard colours and available from stock. With a semi-gloss lightly textured finish these boards are made to Freefoam® high standards. Designed to cover or replace existing timber boards or for brand new installations these boards will give the look and feel of expensive real wood materials. Woodgrain products come with a 10 year manufacturers guarantee (details available online).

**IRISH OAK**

\*=IO

Irish Oak Available Please Call  
01634 374444 For Prices

**MAHOGANY**

\*=MH

**GOLDEN OAK**

\*=GO

**ROSEWOOD**

\*=RW

**BLACK ASH**

\*=BA

## 10mm CAP-OVER FASCIA BOARD

| LENGTH         | 2.5M   |        | 5.0M   |        |  |
|----------------|--------|--------|--------|--------|--|
| WIDTH          | PART   | PRICE  | PART   | PRICE  |  |
| 150m (5 7/8")  | LC215* | £14.30 | LC515* | £27.55 |  |
| 175m (6 7/8")  | LC217* | £16.42 | LC517* | £30.73 |  |
| 200m (7 7/8")  | LC220* | £19.60 | LC520* | £36.03 |  |
| 250m (9 7/8")  | LC225* | £20.66 | LC525* | £41.33 |  |
| 400m (15 3/4") | LC240* | £32.32 | LC540* | £62.53 |  |

40mm

## 18mm FULL REPLACEMENT FASCIA BOARD

| LENGTH          | 2.5M   |        | 5.0M   |        |  |
|-----------------|--------|--------|--------|--------|--|
| WIDTH           | PART   | PRICE  | PART   | PRICE  |  |
| 150mm (5 7/8")  | LF215* | £18.54 | LF515* | £33.91 |  |
| 175mm (6 7/8")  | LF217* | £20.66 | LF517* | £38.15 |  |
| 200mm (7 7/8")  | LF220* | £22.78 | LF520* | £42.39 |  |
| 250mm (9 7/8")  | LF225* | £27.02 | LF525* | £51.93 |  |
| 400mm (15 3/4") | LF240* | £41.86 | LF540* | £82.67 |  |

40mm

## 10mm SOLID SOFFIT MULTIPURPOSE BOARDS

| LENGTH          | 2.5M   |        | 5.0M   |        |  |
|-----------------|--------|--------|--------|--------|--|
| WIDTH           | PART   | PRICE  | PART   | PRICE  |  |
| 150mm (5 7/8")  | LM215* | £15.36 | LM515* | £27.55 |  |
| 175mm (6 7/8")  | LM217* | £16.42 | LM517* | £30.73 |  |
| 225mm (8 7/8")  | LM222* | £20.66 | LM522* | £38.15 |  |
| 300mm (11 3/4") | LM230* | £27.02 | LM530* | £48.75 |  |

## SQUARE FASCIA ACCESSORIES

| ITEM                  | PART   | PRICE |  |  |  |
|-----------------------|--------|-------|--|--|--|
| 300mm External Corner | LCC93* | £6.35 |  |  |  |
| 300mm Centre Joint    | LCJ3*  | £6.31 |  |  |  |
| Fascia Finial         | LCF*   | £5.82 |  |  |  |

Corner Joint Centre Joint Finial

## 10mm HOLLOW 'V' GROOVED HOLLOW SOFFIT BOARDS

| LENGTH          | 2.5M   |        | 5.0M   |        |  |
|-----------------|--------|--------|--------|--------|--|
| WIDTH           | PART   | PRICE  | PART   | PRICE  |  |
| 300mm (11 3/4") | LH230* | £19.59 | LH530* | £34.97 |  |

## TRIMS FOR 10mm BOARDS

| LENGTH | 2.5M  |       | 5.0M  |        |  |  |
|--------|-------|-------|-------|--------|--|--|
| ITEM   | PART  | PRICE | PART  | PRICE  |  |  |
| H Trim | LH2H* | £7.39 | LH5H* | £11.49 |  |  |
| J Trim | LH2J* | £7.49 | LH5J* | £11.99 |  |  |

H Trim

J Trim

+ FOR COLOURED PLASTIC HEADED PINS AND NAILS SEE PAGE 58

# FASCIA & SOFFIT



## COLORMAX™ COLOUR RANGE

Replace ALL asterisks \* with letter code to specify colour

PALE GOLD

\*PG

RAL 1013

ANTHRACITE GREY

\*AG

RAL 7016

BROWN

\*BR

RAL 8017

BLACK

\*BK

RAL 9005

STORM GREY

\*SG

RAL 7045



### 10mm SQUARE CAPPIT BOARDS CAP-OVER BOARDS

| LENGTH          | 2.5M   |        | 5.0M   |        |  |
|-----------------|--------|--------|--------|--------|--|
|                 | PART   | PRICE  | PART   | PRICE  |  |
| 175mm (6 7/8")  | LC217* | £11.65 | LC517* | £20.66 |  |
| 200mm (7 7/8")  | LC220* | £13.77 | LC520* | £24.37 |  |
| 225mm (9)       | LC222* | £14.83 | LC522* | £25.96 |  |
| 410mm (15 3/4") | LC240* | £26.99 | LC540* | £48.75 |  |

605mm (23' 5") Cappit Available to order call for prices \* 605mm Boards Are Double Lipped

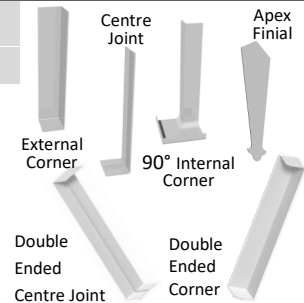
### 18mm SQUARE FASCIA REPLACEMENT BOARDS

| LENGTH          | 2.5M   |        | 5M     |        |  |
|-----------------|--------|--------|--------|--------|--|
|                 | PART   | PRICE  | PART   | PRICE  |  |
| 150mm (5 7/8")  | LF215* | £14.99 | LF515* | £27.55 |  |
| 175mm (6 7/8")  | LF217* | £16.42 | LF517* | £30.73 |  |
| 225mm (9)       | LF222* | £20.66 | LF522* | £40.27 |  |
| 250mm (9 7/8")  | LF225* | £24.90 | LF525* | £45.57 |  |
| 410mm (15 3/4") | LF240* | £38.68 | LF540* | £70.99 |  |



### TRIMS 300mm & 600mm LONG

| PRODUCT                   | PART   | PRICE |
|---------------------------|--------|-------|
| External Corner           | LCC93* | £2.64 |
| Centre Joint              | LCJ3*  | £2.64 |
| 90° Internal Corner       | LCI93* | £3.17 |
| Finial                    | LCF*   | £5.29 |
| 600mm Double Ended Centre | LCJ6*  | £5.82 |
| 600mm Double Ended Corner | LCC96* | £5.82 |



+ COLOURED PLASTIC HEADED PINS & NAILS SEE PAGE 58

# COLORMAX™ COLOUR RANGE

## 10mm SOFFIT / MULTIPURPOSE FLAT BOARDS

| LENGTH           | 2.5M   |        | 5.0M   |        |
|------------------|--------|--------|--------|--------|
| WIDTH            | PART   | PRICE  | PART   | PRICE  |
| 150mm (5 7/8")   | LM215* | £10.99 | LM515* | £19.99 |
| 200mm (7 7/8")   | LM220* | £14.30 | LM520* | £26.49 |
| #250mm (9 7/8")# | LM225* | £18.99 | LM525* | £34.44 |
| 300mm (11 3/4")  | LM230* | £28.99 | LM530* | £52.99 |
| 405mm (15 3/4")  | LM240* | £32.32 | LM540* | £57.99 |

605mm (23' 5") Soffit Available to order call for prices

## 10mm HOLLOW 'V' GROOVED HOLLOW SOFFIT BOARDS

| LENGTH          | 2.5M   |        | 5M     |        |
|-----------------|--------|--------|--------|--------|
| WIDTH           | PART   | PRICE  | PART   | PRICE  |
| 300mm (11 3/4") | LH230* | £11.65 | LH530* | £20.99 |



Replace ALL asterisks \* with letter code to specify colour

PALE GOLD

\*PG

RAL 1013

ANTHRACITE GREY

\*AG

RAL 7016

BROWN

\*BR

RAL 8017

BLACK

\*BK

RAL 9005

STORM GREY

\*SG

RAL 7045


+ COLOURED PLASTIC HEADED PINS & NAILS  
SEE PAGE 58

+ OTHER COLOURS AVAILABLE  
Call for availability and cost



## VENTILATION STRIP FOR 10mm SOFFIT


| LENGTH          | 2.5M   |        | 5M     |        |
|-----------------|--------|--------|--------|--------|
| COLOUR          | PART   | PRICE  | PART   | PRICE  |
| BLACK           | LHV2BK | £11.61 | LHV5BK | £20.99 |
| BROWN           | LHV2BR | £11.61 | LHV5BR | £20.99 |
| ANTHRACITE GREY | LHV2AG | £15.85 | LHV5AG | £30.69 |



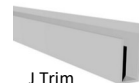
80mm (55mm width when fixed)

## TRIMS FOR 10mm SOFFIT & CAPPIT BOARD

| LENGTH  | 2.5M  |       | 5M    |       |
|---------|-------|-------|-------|-------|
| PRODUCT | PART  | PRICE | PART  | PRICE |
| H Trim  | LH2H* | £4.23 | LH5H* | £7.41 |
| J Trim  | LH2J* | £3.17 | LH5J* | £5.29 |



H Trim



J Trim

# COLOURED FASCIA & SOFFIT


The Ultimate universal, high speed, high quality easy install dry verge. Left and right handed units are no longer required as Easy Verge U is truly universal. The unique design is quick and easy to install on any tile type and has exceptional holding qualities. A tight secure fit is easily achieved ensuring roof tiles are held firmly in place and not vulnerable to wind dislodgement.

The unique starter unit includes a verge-end closure and a blanking cap to ensure a secure, infestation free and aesthetically pleasing finish. For use in both new build and refurbishment application. UV stable in a choice of Brown, Grey or Terracotta



## Dry Verge Universal System

**Dry Verge Starter & End Cap**



**Dry Verge Half Round Ridge Cap**



**Dry Verge "A" Ridge Cap**



| GREY  | PART   | PRICE |
|---|--------|-------|
| Dry Verge Universal System Grey                       | DVUSGR | £1.79 |
| Dry Verge Half Round Ridge Cap c/w Flatcap Grey       | DVRRGR | £4.25 |
| Dry Verge A Ridge Cap c/w Flatcap Grey                | DVARGR | £4.25 |
| Dry Verge Starter & End Cap Pack of 2 Grey            | DVSEGR | £4.49 |
| TERRACOTTA  | PART   | PRICE |
| Dry Verge Universal System Terracotta                 | DVUSTC | £1.79 |
| Dry Verge Half Round Ridge Cap c/w Flatcap Terracotta | DVRRTC | £4.25 |
| Dry Verge A Ridge Cap c/w Flatcap Terracotta          | DVARTC | £4.25 |
| Dry Verge Starter & End Cap Pack of 2 Terracotta      | DVSETC | £4.49 |
| BROWN   | PART   | PRICE |
| Dry Verge Universal System Brown                      | DVUSBR | £1.79 |
| Dry Verge Half Round Ridge Cap c/w Flatcap Brown      | DVRRBR | £4.25 |
| Dry Verge A Ridge Cap c/w Flatcap Brown               | DVARBR | £4.25 |
| Dry Verge Starter & End Cap Pack of 2 Brown           | DVSEBR | £4.49 |

# WHITE GLOSS CLADDING BOARDS



## Gloss White 100mm V-Groove & 150mm Shiplap Cladding

uPVC Cladding is the best alternative to traditional wood cladding. This maintenance free product is perfect for today's busy lifestyles. No more rubbing down and painting. Freefoam's durable cladding products provide not only a decorative but also a protective facing on building exteriors, and act as an additional thermal insulation agent. We offer standard 'V' Groove and traditional Shiplap styles in white. The popular Fortex® textured cladding in a choice of styles, sizes and colours *can be seen*

### uPVC A GREAT CHOICE

Our uPVC products are the best option for replacing old wooden cladding or new installations. They will remain fresh, clean and hard wearing for years, with a **Lifetime Guarantee**.

**For fitting information please see page 47**

### BREATHABLE FELT MEMBRANE 100gsm

**1M wide x 20M**

- \* Highly Breathable
- \* Easy-Trim Cutting Grid
- \* BBA Certificated no 10/4753
- \* UV Stable (3 months exposure)
- \* High Tensile and Tear Strength
- \* Long Term Durability
- \* Multipurpose and Lightweight



| PART | PRICE  |
|------|--------|
| LFM  | £24.99 |


## V-GROOVE CLADDING

100mm cover width

| 2.5M     |       | 5.0M     |       |
|----------|-------|----------|-------|
| PART     | PRICE | PART     | PRICE |
| LSV210WH | £5.29 | LSV510WH | £8.99 |

### JOINER & STARTER TRIM FOR V-GROOVE

|                 |         |       |
|-----------------|---------|-------|
| BUTT JOINT      | LSVJWH  | £0.99 |
| 3M STARTER TRIM | LSUSTWH | £5.49 |



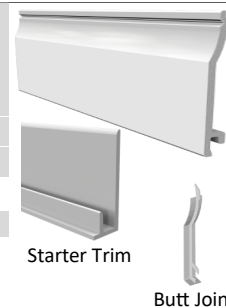
## SHIPLAP CLADDING

150mm cover width

| 2.5M     |       | 5.0M     |        |
|----------|-------|----------|--------|
| PART     | PRICE | PART     | PRICE  |
| LSS215WH | £6.99 | LSS515WH | £12.49 |

### JOINER & STARTER TRIM FOR SHIPLAP

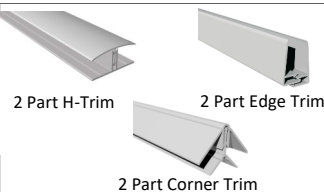
|                 |         |       |
|-----------------|---------|-------|
| BUTT JOINT      | LSSJWH  | £1.09 |
| 3M STARTER TRIM | LSUSTWH | £5.49 |



## CLADDING TRIMS

For V-GROOVE & SHIPLAP CLADDING

| DESCRIPTION      | PART    | PRICE  |
|------------------|---------|--------|
| 3.0M Corner Trim | LSUCTWH | £26.50 |
| 3.0M Edge Trim   | LSUETWH | £16.95 |
| 3M H-Trim        | LS23HWH | £8.99  |



## FIXINGS

### BARB NAILS

Stainless Steel  
30mm x 14g

| PACK OF 25 |       | BOX OF 200 |       |
|------------|-------|------------|-------|
| PART       | PRICE | PART       | PRICE |
| SN30       | £0.99 | SNB30      | £4.99 |



# EXTERIOR WALL CLADDING

# FORTEX™

**FreeFoam**  
**10 YEAR**  
**GUARANTEE**



**FORTEX** is a range of innovative cladding products that merge the benefits of low-maintenance and long life PVC with an authentic look and feel of real timber. These abstract, textured wood-grain effect boards are available in a choice of colours.



- ✓ UV & weather resistant
- ✓ Easy to maintain & keep clean
- ✓ 10 Year Guarantee
- ✓ Attractive timber-effect finish in a range of shades to revitalize your home
- ✓ Help to protect your house from cracks, leaks and damp, increasing the insulation
- ✓ Reduce household energy bills & help lower CO<sup>2</sup> emissions for the environment.

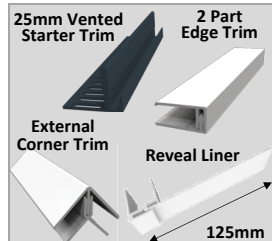

### Typical Installation Sequence

1. Fix a Suitable Breather Membrane to surface.
2. Fix 25mm x 50mm vertical battens at 400mm. Start 200mm from the ground and allow 10mm gap at the top.
3. Fix starter/trims along the base and top of area to be clad.
4. Fix first part of 2 part Edge, Corner and Reveal trims as needed. Do not cut second parts of trims yet.
5. Fit first cladding plank into starter trims and screw top of cladding to batten. If needed join the ends of boards with Butt joints.
6. Interlock next cladding plank to the first plank and screw into batten. Repeat until area is cladded.
7. Finally cut the second part of 2 part trim to size and clip into place.

## FORTEX™ FEATHER EDGE RANGE

### FEATHER EDGE 170mm Cover Width

| LENGTH                  | 2.5M     |        | 5M       |        |
|-------------------------|----------|--------|----------|--------|
|                         | COLOUR   | PART   | PRICE    | PART   |
| WHITE                   | LSF217WH | £9.99  | LSF517WH | £17.99 |
| SAND                    | LSF217SD | £9.99  | LSF517SD | £17.99 |
| ARGYLE BROWN            | LSF217AB | £12.49 | LSF517AB | £19.99 |
| COLONIAL BLUE           | LSF217CB | £12.49 | LSF517CB | £19.99 |
| STORM GREY              | LSF217SG | £12.49 | LSF517SG | £19.99 |
| FEATHER EDGE BUTT JOINT |          |        | LSFBJ*   | £1.99  |



| FORTEX™ TRIMS            |         |        |
|--------------------------|---------|--------|
| 3 METER TRIMS            | PART    | PRICE  |
| 25mm Vented Starter Trim | LSUSV25 | £9.55  |
| External Corner Trim     | LSUCT*  | £26.50 |
| Edge Trim                | LSUET*  | £16.95 |
| Reveal Liner             | LSECR*  | £18.99 |

REPLACE ASTERISK \* IN THE PART NUMBER WITH THE COLOUR LETTER CODE



|                       |                      |                              |                               |                            |
|-----------------------|----------------------|------------------------------|-------------------------------|----------------------------|
| <p>WHITE<br/>* WH</p> | <p>SAND<br/>* SD</p> | <p>ARGYLE BROWN<br/>* AB</p> | <p>COLONIAL BLUE<br/>* CB</p> | <p>STORM GREY<br/>* SG</p> |
|-----------------------|----------------------|------------------------------|-------------------------------|----------------------------|



# FORTEX™ STANDARD RANGE 300mm Cover Width

## DOUBLE SHIPLAP

| 2.5M           |        | 5M      |        |
|----------------|--------|---------|--------|
| PART           | PRICE  | PART    | PRICE  |
| LSD230*        | £15.49 | LSD530* | £27.99 |
| DOUBLE SHIPLAP |        | LSDBJ*  | £27.99 |

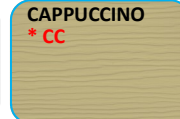
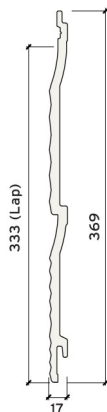


REPLACE ASTERISK \*  
IN THE PART NUMBER  
WITH THE COLOUR  
LETTER CODE

# FORTEX™ PROFESSIONAL RANGE 333mm Cover Width

## DOUBLE SHIPLAP 333mm Cover Width

| 2.5M                      |        | 5M      |        |
|---------------------------|--------|---------|--------|
| PART                      | PRICE  | PART    | PRICE  |
| LSD233*                   | £17.99 | LSD533* | £33.99 |
| DOUBLE SHIPLAP BUTT JOINT |        | LSDBJ*  | £2.99  |



## BREATHABLE FELT MEMBRANE 100gsm 1M wide x 20M


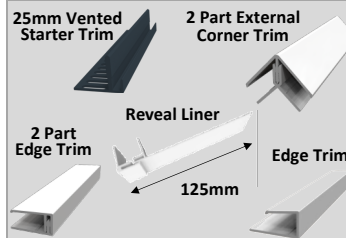
- Highly Breathable
- UV Stable (3 months exposure)
- High Tensile and Tear Strength
- BBA Certificated no 10/4753
- Long Term Durability
- Easy-Trim Cutting Grid
- Multipurpose and Lightweight



| PART | PRICE  |
|------|--------|
| LFM  | £24.99 |



Freefoam  
**10 YEAR**  
GUARANTEE



## FORTEX™ TRIMS

| 3 METER TRIMS               | PART    | PRICE  |
|-----------------------------|---------|--------|
| 25mm Vented Starter Trim    | LSUSV25 | £9.55  |
| 2 Part External Corner Trim | LSUCT*  | £26.50 |
| 2 Part Edge Trim            | LSUET*  | £16.95 |
| Reveal Liner                | LSECR*  | £18.99 |
| Edge Trim                   | LSJT*   | £14.95 |



## PINS & NAILS

| WHITE HEADED PINS<br>(14 Gauge) |     |         |       | WHITE HEADED NAILS<br>(10 Gauge) |     |         |       |
|---------------------------------|-----|---------|-------|----------------------------------|-----|---------|-------|
| SIZE                            | QTY | PART    | PRICE | SIZE                             | QTY | PART    | PRICE |
| 30mm                            | 25  | PP30WH  | £1.85 | 50mm                             | 25  | PP50WH  | £2.79 |
|                                 | 200 | PPB30WH | £8.95 |                                  | 100 | PPB50WH | £8.95 |
| 40mm                            | 25  | PP40WH  | £1.89 | 65mm                             | 25  | PP65WH  | £2.85 |
|                                 | 200 | PPB40WH | £8.99 |                                  | 100 | PPB65WH | £8.99 |

## COLOUR MATCHED PINS & NAILS

| COLOUR                  | CODE | SIZE | QTY | PART   | PRICE  |
|-------------------------|------|------|-----|--------|--------|
| BLACK                   | *=BK | 30mm | 25  | PP30*  | £1.95  |
| CARAMEL                 | *=CM |      | 200 | PPB30* | £11.95 |
| DARK BROWN              | *=BR | 40mm | 25  | PP40*  | £1.99  |
| STORM GREY              | *=SG |      | 200 | PPB40* | £11.99 |
| ANTHRACITE GREY         | *=AG | 50mm | 25  | PP50*  | £3.95  |
| PALE GOLD               | *=PG |      | 100 | PPB50* | £11.95 |
| REPLACE ALL * WITH CODE |      | 65mm | 25  | PP65*  | £3.99  |
|                         |      |      | 100 | PPB65* | £11.99 |

ANTHRACITE GREY PINS ARE NOT AVAILABLE IN 30mm & 50mm LENGTHS

## DENTIL MOULDING

Authentic looking moulding ideal for any home, to replace existing crumbling stonework or for just giving your house a face lift. A choice of square tooth or scalloped.

| DESCRIPTION           | PART   | PRICE  |  |
|-----------------------|--------|--------|--|
| 1.2M SQUARE DENTIL    | EDQWH  | £28.95 |   |
| 1.2M SCALLOPED DENTIL | EDSWH  | £28.99 |  |
| External Corner       | EDECWH | £12.95 |  |
| Internal Corner       | EDICWH | £12.95 |  |
| End Caps (pair)       | EDEMWH | £21.95 |  |


## VENTILATION

Ventilation of the roof space is a requirement to ensure a healthy home. There are various ways to improve ventilation in the roof space. The easiest way for new installations is to use vented soffit boards, plain boards and a ventilation strip or over fascia vents. For existing installations the use of ventilation disks is the easiest method.

### VENTILATION STRIP FOR 10mm BOARDS

| LENGTH          | 2.5M   |        | 5.0M   |        |
|-----------------|--------|--------|--------|--------|
|                 | COLOUR | PART   | PRICE  | PART   |
| WHITE           | LHV2WH | £12.95 | LHV5WH | £23.95 |
| BLACK           | LHV2BK | £11.49 | LHV5BK | £20.95 |
| BROWN           | LHV2BR | £11.49 | LHV5BR | £20.95 |
| ANTHRACITE GREY | LHV2AG | £16.49 | LHV5AG | £29.95 |


80mm (55mm width when fixed)



### FASCIA & SOFFIT VENTILATION

#### 70mm VENT DISKS

| COLOUR  | PART  | PRICE |
|---------|-------|-------|
| WHITE   | LVDWH | £0.61 |
| BROWN   | LVDBR | £0.61 |
| CARAMEL | LVDCM | £0.61 |
| BLACK   | LVDBK | £0.61 |



#### OVER FASCIA VENTS

| SIZE | PART   | PRICE |
|------|--------|-------|
| 10mm | LOFV10 | £2.57 |
| 25mm | LOFV25 | £3.10 |




### INSECT MESH

#### SELF-ADHESIVE

#### INSECT MESH

Applied to the internal side of vented soffit boards or similar applications










| PART | PRICE |
|------|-------|
| LVM  | £4.29 |








**+** FOR A FULL RANGE OF SILICONES & GLUE  
SEE PAGES 81 ONWARDS

# TRIMS

## WHITE TRIMS

| LENGTH          | 2.5M     |        | 5.0M     |        |   |
|-----------------|----------|--------|----------|--------|---|
| DESCRIPTION     | PART     | PRICE  | PART     | PRICE  |   |
| 40mm Architrave | LA240WH  | £1.89  | LA540WH  | £3.19  |  |
| 60mm Architrave | LA260WH  | £2.39  | LA560WH  | £3.89  |  |
| 90mm Architrave | LA290WH  | £2.95  | LA590WH  | £5.09  |  |
| 15mm Quadrant   | LQ215WH  | £1.05  | LQ515WH  | £1.89  |  |
| 19mm Quadrant   | LQ219WH  | £1.55  | LQ519WH  | £2.29  |   |
| 20mm Cloak      | LQ220WH  | £1.25  | LQ520WH  | £1.89  |  |
| 28mm D Mould    | LD228WH  | £1.55  | LD528WH  | £2.39  |  |
| 28mm Rectangu-  | LR228WH  | £1.55  | LR528WH  | £2.39  |  |
| 15x15mm Square  | LST215WH | £1.99  | LST515WH | £3.69  |   |
| 30mm Angle      | LA230WH  | £5.29  | LA530WH  | £7.95  |  |
| 50mm Angle      | LA250WH  | £8.49  | LA550WH  | £14.29 |   |
| 100mm Angle     | LA210WH  | £18.99 | LA510WH  | £34.39 |   |
| 80x100mm Angle  | LHA210WH | £8.49  | LHA510WH | £15.49 |  |


## WOODGRAIN TRIMS

| LENGTH          | 2.5M   |       | 5.0M   |        |   |
|-----------------|--------|-------|--------|--------|---|
| DESCRIPTION     | PART   | PRICE | PART   | PRICE  |   |
| 40mm Architrave | LA240* | £5.79 | LA540* | £8.99  |  |
| 60mm Architrave | LA260* | £6.89 | LA560* | £11.19 |  |
| 90mm Architrave | LA290* | £7.89 | LA590* | £13.25 |   |
| 19mm Quadrant   | LQ219* | £5.29 | LQ519* | £8.49  |  |
| 20mm Cloak      | LQ220* | £5.29 | LQ520* | £8.49  |  |
| 28mm D Mould    | LD228* | £5.29 | LD528* | £8.49  |   |
| 30mm Angle #    | LA230* | £9.19 | LA530* | £16.59 |  |

# Not Available in Anthracite or Chartwell Green


# WINDOW BOARD

## 10mm WINDOW BOARD HOCKEY or "J" NOSE


| LENGTH         | 2.5M    |        | 5.0M    |        | For covering old or damaged internal windowsills.                                   |
|----------------|---------|--------|---------|--------|---|
| DESCRIPTION    | PART    | PRICE  | PART    | PRICE  |   |
| 200mm (7 7/8") | LJ220WH | £12.79 | LJ520WH | £21.19 |  |
| 250mm (9 7/8") | LJ225WH | £15.89 | LJ525WH | £26.49 |   |

## END CAPS FOR WINDOW BOARDS

| DESCRIPTION                                    | PART   | PRICE |
|--|--------|-------|
| Single 380mm Double-ended End Cap (glue-on)    | LJECWH | £2.39 |
| Set of 2x 60mm End Caps—Left & Right (glue-on) | LJECWH | £1.69 |



## GLOSS ANTHRACITE GREY TRIMS

| LENGTH          | 2.5M     |       | 5.0M     |        | ANTHRACITE GREY<br>RAL 7016   |
|-----------------|----------|-------|----------|--------|---|
| DESCRIPTION     | PART     | PRICE | PART     | PRICE  |   |
| 40mm Architrave | LA240GAG | £5.29 | LA540GAG | £8.99  |  |
| 60mm Architrave | LA260GAG | £6.35 | LA560GAG | £11.19 |   |
| 90mm Architrave | LA290GAG | £7.49 | LA590GAG | £13.29 |   |
| 28mm D Mould    | LD228GAG | £4.49 | LD528GAG | £8.49  |   |

+ FOR A FULL RANGE OF SILICONES & GLUE SEE PAGES 81 ONWARDS

MAHOGANY \*=MH

BLACK ASH \*=BA

GOLDEN OAK \*=GO

ANTHRACITE \*=AG

ROSEWOOD \*=RW

CHARTWELL \*=CG

# TRIMS & WINDOW BOARDS

- Made from **DURABLE** Extruded Polystyrene.
- All the benefits of wood such as its **CUTS and JOINS** just like wood.
- None of the disadvantages of wood such as **SPLITTING, WARPING** or **WOODWORM**.
- There are **NO IMPERFECTIONS**.
- High **QUALITY** and **CONSISTENT** finish on every length due to foil finish.
- **MOISTURE RESISTANT** and can be used in areas of high humidity.
- **COMPETITIVELY** priced when compared to the equivalent quality and finish of natural wooden products.
- Paintable
- Light weight and easy to handle
- Made in the **UK**



## FIXING KNOW HOW:

- All surfaces should be clean and dry.
- Mitre the moulding the same way as if it were wood for a perfect cut. Cuts the same as wood, so why treat it any differently?
- Most customers are unaware that this product does not normally require gluing. But may be fixed this way.

## 2.92M x 100mm x 14mm Ogee Skirting Board

| COLOUR    | PART NO  | PRICE |
|-----------|----------|-------|
| WHITE     | ISO210WH | £8.99 |
| LIGHT OAK | ISO210LO | £9.49 |

## 2.92M x 140mm x 17mm Torus Skirting Board

| COLOUR    | PART NO  | PRICE  |
|-----------|----------|--------|
| WHITE     | IST214WH | £15.99 |
| LIGHT OAK | IST214LO | £16.49 |

## 2.20M x 55mm x 19mm Torus Architrave

| COLOUR    | PART NO  | PRICE |
|-----------|----------|-------|
| WHITE     | IAT255WH | £7.49 |
| LIGHT OAK | IAT255LO | £7.99 |

## 2.20M x 55mm x 14mm Ogee Architrave

| COLOUR    | PART NO  | PRICE |
|-----------|----------|-------|
| WHITE     | IAO255WH | £4.99 |
| LIGHT OAK | IAO255LO | £5.49 |

## 2M x 18mm SCOTIA TRIM

| COLOUR    | PART NO  | PRICE |
|-----------|----------|-------|
| WHITE     | ISS218WH | £2.99 |
| LIGHT OAK | ISS218LO | £3.29 |

C & A now be stock the **Orac** decorative internal mouldings range again. Here are a selection of cornice / covings from the standard ridged to flexible with led lighting apertures.

## Orac Decofix Hydro 290ml



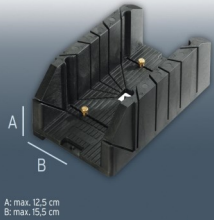
- Long-lasting seal between mouldings and the wall or ceiling
- Remove with soap solution
- Paintable after hardening (min. 24 hours)
- 290ml > 7 to 8m

## Orac Decofix Extra 310ml



- Remove excess glue before hardening (max. 1 hour and repeat after 2-3 hours)
- Clean with acetone or synth thinner
- Can be painted after 24 hours
- 310ml > min. 80m.

## Orac Mitre Box



Specialist mitre box for coving, dado, skirting up to 12.5 cm deep x 15.5cm projection.

A: max. 12,5 cm  
B: max. 15,5 cm

| DISCRIPTION   | PART   | PRICE  |
|---------------|--------|--------|
| HYDRO         | SOCHWH | £6.39  |
| DECOFIX EXTRA | SOCX   | £11.42 |
| MITRE BOX     | TOCMB  | £21.22 |



## CX123-2600 Cornice

A best-seller which has been very successful for a number of years. This cornice is affordable yet elegant and durable.

2.6Mtr x 80 x 80mm

| DISCRIPTION   | PART   | PRICE  |
|---------------|--------|--------|
| CX123 CORNICE | OXC123 | £10.51 |

## Coving for LED light strips.



## CX362-2000 Cornice


Inspired by the 1930's, simple circular form allows the 'Curve' to be present without being intrusive. LED lighting can be installed.

2.0Mtr x 50 x 50mm

| DISCRIPTION  | PART   | PRICE  |
|--------------|--------|--------|
| C362 CORNICE | OCL362 | £20.89 |



This symbol shows that the coving is manufactured from the flexible profile that are ideal for the curved walls and contours of modern designs. Allowing for an easier to install and superior finish than available from traditional timber products.



## CX100-2600 Cornice

A timeless model to suit all decoration styles. This cornice is affordable yet elegant and durable.

2.6Mtr x 71 x 69mm

| DISCRIPTION   | PART   | PRICE |
|---------------|--------|-------|
| CX100 CORNICE | OXC100 | £9.81 |



## CX373-2000 Cornice

Designed by top designer Ulf Moritz, to be a modernist profile and made of a higher density Purotouch<sup>®</sup>, these are not only suitable for walls and ceilings but also as a skirting board.

2.0Mtr x 50 x 80mm

| DISCRIPTION    | PART   | PRICE  |
|----------------|--------|--------|
| C373 MULTI USE | OCL373 | £28.95 |

## CX127-2600 Cornice

Bigger brother to the CX100. This cornice is affordable yet elegant and durable.

2.6Mtr x 94 x 94mm

| DISCRIPTION   | PART   | PRICE  |
|---------------|--------|--------|
| CX127 CORNICE | OXC127 | £13.32 |



## Cornice / Coving Sample Box

- See the quality for yourself.
- 100mm length of all 5 cornices for £9.99.
- Part Code: OCSAMPLE



# INTERLOCKING LUXURY VINYL FLOORING



Understanding that you want to spend less time installing and more time enjoying your new floor, without compromising on style and durability. This collection brings a unique textured flooring system, each of the wood and stone designs come with a micro bevel effect on all four sides for seamless joints. A strong **0.3mm Wear layer** allows this product to carry a **10 Year residential and commercial warranty** and it is **compatible with underfloor heating**, it is **Water resistant** & has an **R10 slip rating**.

## CAMARO LOC WOOD LARGE PLANK.

Detailing and natural beauty of wood planks, the realistic timber variations, grains and surface textures combined with reproduced tones give each plank an authentic appearance.



SMOKE LIMED OAK



EVERGREEN OAK



TAN LIMED OAK

### Specifications

1212mm (length) x 177mm (width)  
9 Planks per pack | 1.94m<sup>2</sup> per pack

### WOOD RANGE LARGE PLANK (9 Planks Per Pack)

| COLOUR          | PART   | PRICE  |
|-----------------|--------|--------|
| SMOKE LIMED OAK | CLPSLO | £42.68 |
| EVERGREEN OAK   | CLPEO  | £42.68 |
| TAN LIMED OAK   | CLPTLO | £42.68 |



### Installation Method:

Simple interlocking click system that requires no adhesive.

### VINYL LOC UNDERLAY 10m<sup>2</sup>



Designed to prevent the planks sliding or becoming damaged due to uneven subfloors, Vinyl Loc Underlay also acts as a light shock-absorber, and is ideal for use in apartments and bedrooms to reduce noise to neighbouring rooms. Suitable for use over underfloor heating and should be laid if underfloor heating is to be installed. Each pack covers 10 square meters.

| DISCRIPTION        | PART  | PRICE  |
|--------------------|-------|--------|
| VINYL LOC UNDERLAY | CLUND | £53.95 |

Other shades available please call for samples or information: 01634 374444

## CAMARO LOC WOOD SMALL PLANK.



**Specifications**  
906mm (length) x 145mm (width)  
15 Planks per pack 1.98m<sup>2</sup> per pack

### WOOD RANGE SMALL PLANK (15 Planks Per Pack)

| COLOUR            | PART   | PRICE  |
|-------------------|--------|--------|
| VINTAGE TIMBER    | CLPVT  | £42.68 |
| GREY MOUNTAIN ASH | CLPGMA | £42.68 |
| WHITE LIME OAK    | CLPWLO | £42.68 |


Other shades available please call  
for samples or information:  
01634 374444

**Specifications**  
603mm (length) x 298mm (width)  
11 tiles per pack | 1.98m<sup>2</sup> per pack

### STONE RANGE (11 Tiles Per Pack)

| COLOUR             | PART   | PRICE  |
|--------------------|--------|--------|
| CLASSIC YORKSTONE  | CLTCY  | £43.54 |
| GREY FLAGSTONE     | CLTGF  | £43.54 |
| BLACK SHADOW SLATE | CLTBSS | £43.54 |

## CAMARO LOC STONE RANGE



## GEO panel INTERNAL INTERLOCKING WALL CLADDING

Large Panel Size. 10mm thick  
2400mm X 1000mm Covers(2.4m<sup>2</sup>)

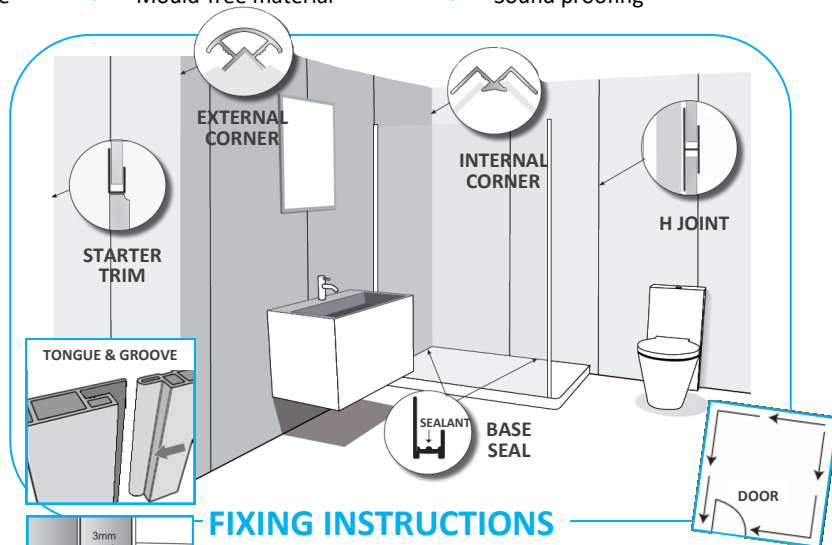
Internal panelling system available in a range of finishes, ideal for bathroom & kitchen walls.

### EASY TO USE

- ✓ Perfect alternative to tiling
- ✓ Cover over any existing surface
- ✓ Simple tongue & groove system
- ✓ No training needed
- ✓ Super fast installation
- ✓ Range of trims available

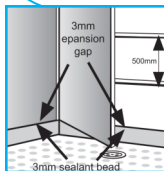
### BENEFITS

- ✓ 100% Waterproof PVC core
- ✓ No grouting to discolour/ leak
- ✓ Mould-free material
- ✓ Hygienic wipe-clean surface
- ✓ Insulation for walls & ceilings
- ✓ Sound proofing



### FIXING INSTRUCTIONS

Starting at the corner furthest from the door, fit an internal corner trim & insert the first panel (after removing the small tongue or cutting it to size). Continue fitting panels away from the corner in both directions until you reach the last panel above the doorway. Insert the tongue and swing into position.





▼ OUR RANGE OF FINISHES - panels sold individually



BEIGE MARBLE

| PART   | PRICE  |
|--------|--------|
| IGPLBE | £61.82 |




WHITE MARBLE

| PART   | PRICE  |
|--------|--------|
| IGPLWM | £61.82 |



BLUE MARBLE

| PART   | PRICE  |
|--------|--------|
| IGPLBL | £61.82 |



GREEN MARBLE

| PART   | PRICE  |
|--------|--------|
| IGPLGR | £61.82 |



LIGHT GREY MARBLE

| PART   | PRICE  |
|--------|--------|
| IGPLGM | £61.82 |



BLACK MARBLE

| PART   | PRICE  |
|--------|--------|
| IGPLBM | £61.82 |



PERGAMON MARBLE

| PART   | PRICE  |
|--------|--------|
| IGPLPM | £61.82 |




GLOSS WHITE

| PART   | PRICE  |
|--------|--------|
| IGPLGW | £74.99 |



WHITE DIAMOND

| PART   | PRICE  |
|--------|--------|
| IGPLWD | £74.99 |



BLACK DIAMOND

| PART   | PRICE  |
|--------|--------|
| IGPLBD | £74.99 |

| TRIMS<br>2.4M long | COLOUR | Starter/Edge |        | External Corner |        | Internal Corner |        | Base Seal |        | H-Joint |        |
|--------------------|--------|--------------|--------|-----------------|--------|-----------------|--------|-----------|--------|---------|--------|
|                    |        | PART         | PRICE  | PART            | PRICE  | PART            | PRICE  | PART      | PRICE  | PART    | PRICE  |
|                    |        | SILVER       | IGPUSI | £6.45           | IGPESI | £9.45           | IGPISI | £8.45     | IGPBSI | £9.99   | IGPHSI |
| WHITE              | IGPUWH | £4.95        | IGPEWH | £7.45           | IGPIWH | £6.99           | IGPBWH | £7.95     | IGPHWH | £6.45   |        |

+ SILICONES & ADHESIVES SEE PAGE 82 ONWARDS

| GEOPANEL CLEANER  | PART  | PRICE |
|---|-------|-------|
| A powerful cleaning agent designed specifically for cleaning Geopanel | IGPCS | £4.25 |
| 500ml SPRAY BOTTLE  |       |       |



10mm LARGE INTERNAL DECORATIVE PVC

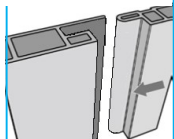
## GEO panel INTERNAL INTERLOCKING WALL CLADDING

Medium Panels Size. 7mm thick  
Pack of 2 panels 2400mm X 600mm  
Covers(2.88m<sup>2</sup>)



Internal paneling system available in a range of Modern matt finishes, ideal for bathroom & kitchen walls.

TONGUE & GROOVE



Due to the growing popularity of the geo panel range, we are now proud to introduce a NEW range of matt finish wall panels. These panels are sold in **packs of 2**. Each board measures **2400mm x 600mm** and

are available in a wide range of stunning modern colours.


### EASY TO USE

- ✓ Perfect alternative to tiling
- ✓ Cover over any existing surface
- ✓ Simple tongue & groove system
- ✓ No training needed
- ✓ Super fast installation
- ✓ Range of trims available

### BENEFITS

- ✓ 100% Waterproof PVC core
- ✓ No grouting to discolour/ leak
- ✓ Mould-free material
- ✓ Hygienic wipe-clean surface
- ✓ Insulation for walls & ceilings
- ✓ Sound proofing

LARGE TILE EFFECT



SLATE EFFECT



RETRO METAL EFFECT



SMALL TILE EFFECT





## OUR RANGE OF FINISHES - Sold in packs of 2 Measuring 2400mm x 600mm each panel

### LARGE TILE EFFECT

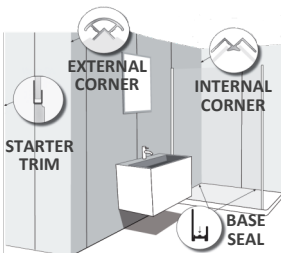
#### LARGE TILE WHITE

| PART   | PRICE  |
|--------|--------|
| IGPMLW | £57.40 |

### SMALL TILE EFFECT

#### SMALL TILE WHITE

| PART   | PRICE  |
|--------|--------|
| IGPMSW | £57.40 |



## ALUMINIUM TRIMS

For use with 7mm panels

Made from solid aluminium and available in 2 different colours, **Bright silver** or **Plain white**. These trims are made to accept the 7mm panels and are **2400mm** long. Being made from aluminium prolongs their life span.

| 2.4Mtr Aluminium Base Seal |         |        |
|----------------------------|---------|--------|
| COLOUR                     | PART    | PRICE  |
| SILVER                     | IGPMBSI | £21.15 |
| WHITE                      | IGPMBWH | £14.79 |

| 2.4Mtr Aluminium Starter/Edge |         |       |
|-------------------------------|---------|-------|
| COLOUR                        | PART    | PRICE |
| SILVER                        | IGPMUSI | £8.99 |
| WHITE                         | IGPMUWH | £6.29 |

### RETRO METAL EFFECT

### SLATE EFFECT RANGE

#### LARGE TILE BEIGE

| PART   | PRICE  |
|--------|--------|
| IGPMLB | £57.40 |

#### SMALL TILE BEIGE

| PART   | PRICE  |
|--------|--------|
| IGPMSB | £57.40 |

#### COPPER RETRO METALLIC

| PART   | PRICE  |
|--------|--------|
| IGPMCM | £52.99 |

#### SLATE BEIGE

| PART    | PRICE  |
|---------|--------|
| IGPMSBE | £52.99 |

#### LARGE TILE LIGHT GREY

| PART   | PRICE  |
|--------|--------|
| IGPMLL | £57.40 |

#### SMALL TILE LIGHT GREY

| PART   | PRICE  |
|--------|--------|
| IGPMSL | £57.40 |

#### SILVER RETRO METALLIC

| PART   | PRICE  |
|--------|--------|
| IGPMSM | £52.99 |

#### SLATE BLACK

| PART    | PRICE  |
|---------|--------|
| IGPMSBK | £52.99 |

| 2.4Mtr Aluminium External Corner |         |        |
|----------------------------------|---------|--------|
| COLOUR                           | PART    | PRICE  |
| SILVER                           | IGPMESI | £20.66 |
| WHITE                            | IGPMEWH | £14.79 |

| 2.4Mtr Aluminium Internal Corner |         |        |
|----------------------------------|---------|--------|
| COLOUR                           | PART    | PRICE  |
| SILVER                           | IGPMISI | £16.90 |
| WHITE                            | IGPMIWH | £11.65 |


**Samples Available**—please call for a sample of any of these panels. Please note colour may be slightly different to the printed image.

# 7mm MEDIUM INTERNAL DECORATIVE PVC PANELS

## GEO panel SMALL PANELS Size 5mm thick 2700mm X 250mm (covers 2.7m<sup>2</sup>)

**PACK OF x4**

Interlocking internal paneling system available in a range of finishes, ideal for bathroom & kitchen walls & ceilings



### EASY TO USE

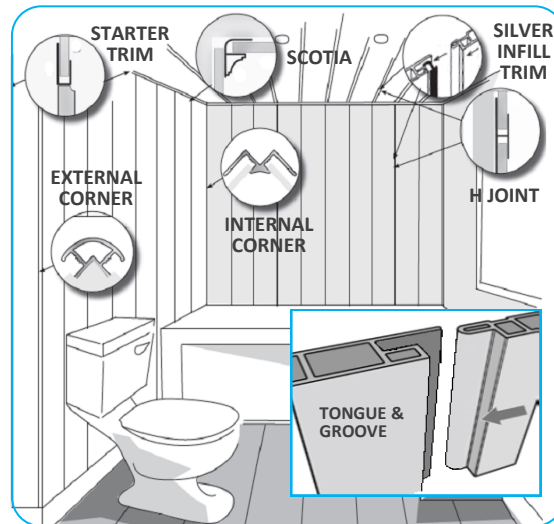
- ✓ Perfect alternative to tiling
- ✓ No training needed
- ✓ Cover over any existing surface
- ✓ Super fast installation
- ✓ Simple tongue & groove system
- ✓ Range of trims available

### BENEFITS

- ✓ 100% Waterproof PVC core
- ✓ Hygienic wipe-clean surface
- ✓ No grouting to discolour/ leak
- ✓ Insulation for walls & ceilings
- ✓ Mould-free material
- ✓ Sound proofing

### FIXING INSTRUCTIONS

Fitting is easy, with no specialist tools or training required. The panels simply interlock forming a watertight finish without grouting or drying time. The best alternative to standard tiling.



## GEO panel CEILING PANELS

Gloss White with Silver trim panels, available in packs of 5, ideal for cladding ceilings to give a modern and attractive clean finish. Manageable panel size for easy installation. Geo panel design interlocks sections together using a simple tongue and groove system. A range of trims is also available for a professional finish.

**EACH PANEL SIZE. 5mm thick x 2700mm x 200mm**

**PACK OF x5**



| PER PACK OF x5 |        |
|----------------|--------|
| PART           | PRICE  |
| CIGPSWH        | £42.99 |

▼ **HUGE RANGE OF STYLES** - Available in packs of 4 panels each 2700mm x 250mm (Covers 2.7Sq mtrs)

**PACK OF x4**

|   |               |               |
|---|---------------|---------------|
| <b>GLOSS WHITE</b><br>A clean, shiny plain white. | <b>PART</b>   | <b>PRICE</b>  |
|   | <b>IGPSGW</b> | <b>£37.49</b> |

**PACK OF x4**

|  |               |               |
|--|---------------|---------------|
| <b>LIGHT GREY MARBLE</b><br>A traditional light marble colour. | <b>PART</b>   | <b>PRICE</b>  |
|  | <b>IGPSGM</b> | <b>£37.49</b> |

**PACK OF x4**

|   |               |               |
|---|---------------|---------------|
| <b>BLACK MARBLE</b><br>A traditional Black marble colour. | <b>PART</b>   | <b>PRICE</b>  |
|   | <b>IGPSBM</b> | <b>£37.49</b> |

**PACK OF x4**

|  |               |               |
|--|---------------|---------------|
| <b>PERGAMON MARBLE</b><br>A traditional marble colour. | <b>PART</b>   | <b>PRICE</b>  |
|  | <b>IGPSPM</b> | <b>£37.49</b> |

**PACK OF x4**

|  |               |               |
|--|---------------|---------------|
| <b>WHITE DIAMOND</b><br>A trendy light sparkly colour. | <b>PART</b>   | <b>PRICE</b>  |
|  | <b>IGPSWD</b> | <b>£39.99</b> |

**PACK OF x4**

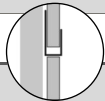



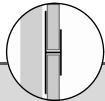

|   |               |               |
|---|---------------|---------------|
| <b>BLACK DIAMOND</b><br>A trendy dark sparkly colour. | <b>PART</b>   | <b>PRICE</b>  |
|   | <b>IGPSBD</b> | <b>£39.99</b> |

Also available in larger 2400mm x 1000mm 10mm Thick single panels  
**SEE PAGE 64**

**+ SILICONES & ADHESIVES**  
**SEE PAGE 82 ONWARDS**

|  |              |              |
|--|--------------|--------------|
| <b>GEO-PANEL CLEANER</b><br>A powerful cleaning agent designed specifically for cleaning geopanel<br><b>500ml SPRAY BOTTLE</b> | <b>PART</b>  | <b>PRICE</b> |
|  | <b>IGPCS</b> | <b>£4.25</b> |



|   |                |   |                |   |                |   |                |   |                |   |              |   |              |
|---|----------------|---|----------------|---|----------------|---|----------------|---|----------------|---|--------------|---|--------------|
| <p>▶ <b>TRIMS</b></p> <p><b>2.7M Long</b></p> |                |  |                |  |                |  |                |  |                |  |              |  |              |
|   |                | <b>Starter/Edge</b>   |                | <b>External corner</b>  |                | <b>Internal corner</b>  |                | <b>Scotia</b>   |                | <b>H-Joint</b>  |              | <b>Infill Trim</b>  |              |
|   | <b>COLOUR</b>  | <b>PART</b>   | <b>PRICE</b>   | <b>PART</b>   | <b>PRICE</b>   | <b>PART</b>   | <b>PRICE</b>   | <b>PART</b>   | <b>PRICE</b>   | <b>PART</b>   | <b>PRICE</b> | <b>PART</b>   | <b>PRICE</b> |
|   | <b>SILVER</b>  | <b>IGPSUSI</b>  | <b>£4.29</b>   | <b>IGPSESI</b>  | <b>£4.99</b>   | <b>IGPSISI</b>  | <b>£4.89</b>   | <b>IGPSSSI</b>  | <b>£5.25</b>   | <b>IGPSHSI</b>  | <b>£4.15</b> | <b>IGPSFSI</b>  | <b>£4.99</b> |
| <b>WHITE</b>                                  | <b>IGPSUWH</b> | <b>£3.55</b>  | <b>IGPSEWH</b> | <b>£4.59</b>  | <b>IGPSIWH</b> | <b>£4.49</b>  | <b>IGPSSWH</b> | <b>£4.55</b>  | <b>IGPSHWH</b> | <b>£3.49</b>  | <b>N/A</b>   | <b>N/A</b>  |              |

**IDEAL FOR: Bathrooms, Food preparation areas, Clean Rooms & Easy to clean areas**

## WHITE PVC PANELS

### POPULAR HYGIENE LINER

Chemically resistant with **Class 1 Fire Rating**. These 2440mm x 1220mm (8' x 4') panels are impervious to water and when installed correctly are compliant with statutory regulations for wall coverings in areas of food preparation and packaging. If the area you wish to apply the sheets to isn't smooth and flat then the 3mm should be used for it's increased rigidity.


| APPROX DIMENSIONS |             | 2mm Thick |        |
|-------------------|-------------|-----------|--------|
| Millimetres       | Inches      | PART      | PRICE  |
| 2440 x 1220       | (96" x 48") | FP22412WH | £29.99 |
|                   |             | 3mm Thick |        |
| 2440 x 1220       | (96" x 48") | FP32412WH | £44.50 |



When used in areas of food preparation, it is important that all joints are made using the appropriate trim section, which is treated at the edges with clean room silicone. FDA Approved Food Compatibility. Prevents the formation of most common germs.

| PART  | PRICE |
|-------|-------|
| SCRWH | £4.15 |

Available to order in 2.5mm Thickness 2500 x 1220mm Cover



Coloured sheets available to order with matching trims. Call 01634 374444 for more information or see online for more details [www.cabp.co.uk](http://www.cabp.co.uk)

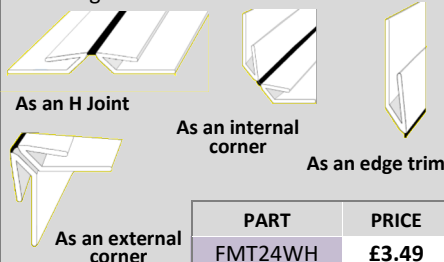
| APPROX DIMENSIONS |             | 2.5mm Thick |        |
|-------------------|-------------|-------------|--------|
| Millimetres       | Inches      | PART        | PRICE  |
| 2500 x 1220       | (98" x 48") | FP22512*    | £64.99 |

## MULTI-TRIM WHITE

### 2.44M (8ft)

#### ONE TRIM FOR ALL JOBS

The MULTI-TRIM has been specifically designed for use with the 2-3mm white PVC sheets. This clever design allows one trim to do the job of 4 others. Featuring a flexible co-extrusion this trim can accommodate any angle from 90°-270°. Having this one trim means you will never have the wrong trim on site again!



| PART    | PRICE |
|---------|-------|
| FMT24WH | £3.49 |

## EDGE TRIM WHITE

| PART   | PRICE | Size 2.4M (8ft)<br>Usable with 2 & 3mm |
|--------|-------|--|
| FTE2WH | £2.99 |  |

## JOINTING TRIM WHITE

| PART   | PRICE | Size 2.4M (8ft)<br>Usable with 2 & 3mm |
|--------|-------|--|
| FTH2WH | £3.99 |  |

## EXTERNAL CORNER WHITE

| PART    | PRICE | Size 2.4M (8ft)<br>Usable with 2 & 3mm |
|---------|-------|--|
| FTEC2WH | £4.49 |  |

## LARGE INTERNAL CORNER TRIM

| PART    | PRICE | Size 2.4M (8ft)<br>Usable with 2 & 3mm |
|---------|-------|--|
| FTLC2WH | £5.99 |  |

## SMALL INTERNAL CORNER TRIM

| PART    | PRICE | Size 2.4M (8ft)<br>Usable with 2 & 3mm |
|---------|-------|--|
| FTSC2WH | £2.99 |  |

## HIGHLY VERSATILE SOLID CLEAR POLYCARBONATE

**IDEAL FOR:**  
 > Greenhouses.  
 > Secondary Glazing.  
 > Security Glazing.



+ Solid Polycarbonate is 200 times stronger than glass and can be used in many everyday applications. Common uses include re-glazing sheds, greenhouse glazing, secondary glazing, plus 1000's of other uses around home and work.

### CLEAR SOLID POLYCARB

#### UV Protected both sides

This highly versatile product is totally glass clear, with an impact resistance 200 times greater than that of glass. All of our sheets have a UV coating on both sides to stop UV deterioration, ensure longer life and eliminate the chance of installing the wrong way around. These sheets are extremely easy to cut and drill making them an ideal DIY friendly glazing alternative.

#### APPROX DIMENSIONS

##### Millimetres Inches

|             |   |           |        |
|-------------|---|-----------|--------|
| 1220 x 610  | 48" x 24"                                 | FC21206CL | £10.99 |
| 1220 x 1220 | 48" x 48"                                 | FC21212CL | £22.93 |
| 2440 x 1220 | 96" x 48"                                 | FC22412CL | £45.83 |
| 1000 x 750  | 39" x 29 <sup>1/2</sup> "                 | FC21007CL | £10.99 |
| 1500 x 1000 | 59" x 39"                                 | FC21510CL | £22.99 |
| 2050 x 750  | 78 <sup>3/4</sup> " x 29 <sup>1/2</sup> " | FC22007CL | £23.06 |
| 2050 x 1500 | 78 <sup>3/4</sup> " x 59"                 | FC22015CL | £46.18 |
| 3050x 2050  | 118" x 78 <sup>3/4</sup> "                | FC23020CL | £92.18 |

#### 2mm Thick

##### PART PRICE

|           |        |
|-----------|--------|
| FC21206CL | £10.99 |
| FC21212CL | £22.93 |
| FC22412CL | £45.83 |
| FC21007CL | £10.99 |
| FC21510CL | £22.99 |
| FC22007CL | £23.06 |
| FC22015CL | £46.18 |
| FC23020CL | £92.18 |

#### 3mm Thick

##### PART PRICE

|           |         |
|-----------|---------|
| FC31206CL | £16.95  |
| FC31212CL | £34.39  |
| FC32412CL | £68.74  |
| FC31007CL | £17.25  |
| FC31510CL | £34.50  |
| FC32007CL | £34.58  |
| FC32015CL | £69.28  |
| FC33020CL | £138.27 |

#### 4mm Thick

##### PART PRICE

|           |         |
|-----------|---------|
| FC41206CL | £22.45  |
| FC41212CL | £45.76  |
| FC42412CL | £91.63  |
| FC41007CL | £22.91  |
| FC41510CL | £45.98  |
| FC42007CL | £46.09  |
| FC42015CL | £92.36  |
| FC43020CL | £183.26 |

#### 6mm Thick

##### PART PRICE

|           |         |
|-----------|---------|
| FC61206CL | £34.19  |
| FC61212CL | £68.73  |
| FC62412CL | £137.39 |
| FC61007CL | £34.46  |
| FC61510CL | £68.86  |
| FC62007CL | £69.14  |
| FC62015CL | £138.53 |
| FC63020CL | £274.78 |

### SECONDARY GLAZING STRIP

#### 2.44M (8ft) WHITE

Easy to install, 2.4M long strips will accept 2mm or 3mm panels. The strip is in 2 sections, the inner section is pushed around the edge of the sheeting and then screwed into the frame, then the top screw cover is pushed into place to hide the fixings.

| PART   | PRICE |
|--------|-------|
| FT24WH | £5.99 |



### SECONDARY MAGNET GLAZING

#### 5M (16' 4") Per Roll

Two self-adhesive strips, one part is magnetised, the other steel. Applied by sticking one part to the framework and the other to the sheeting. Once installed it will be magnetically held into position making it easy to remove for cleaning or access.

| PART | PRICE  |
|------|--------|
| MG5  | £23.90 |

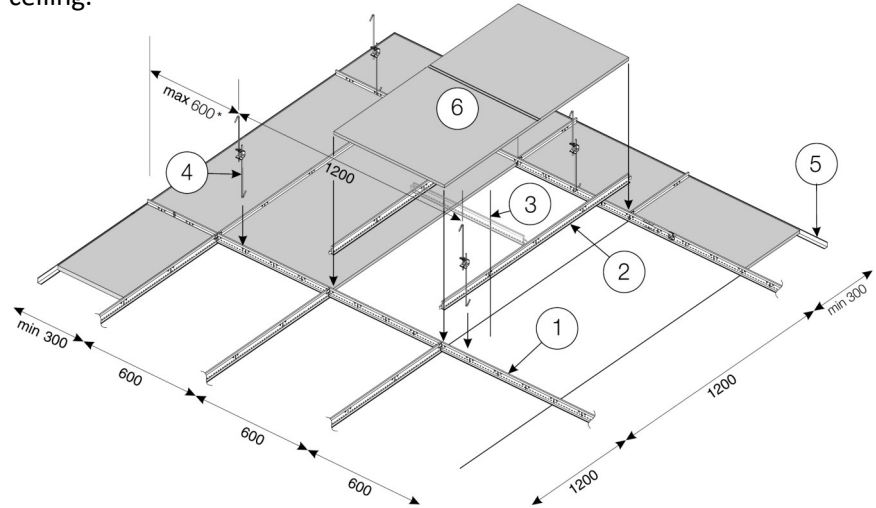




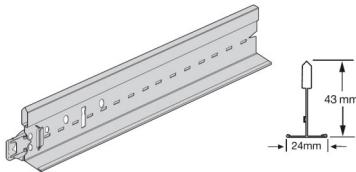
## SUSPENDED CEILINGS



Armstrong suspended ceilings are designed for maximum effect with modest cost and fast installation times. The professional steel framing interlocks for rigidity and is fully Fire Rated for areas with public access. An easy to assemble system that gives you a neat and clean finish to any ceiling.



| ITEM NO | DESCRIPTION                | PART NO | PRICE  |
|---------|----------------------------|---------|--------|
| 1       | Main "T" 3.6M (11' 9")     | CFT36   | £6.84  |
| 2       | Spacer "T" 1.2M (3' 11¼")  | CFT12   | £2.28  |
| 3       | Spacer "T" 0.6M (1' 11 ½") | CFT06   | £1.14  |
| 4       | Suspension Wire 10M        | CW10    | £1.99  |
| 4       | Suspension Wire 100M       | CW100   | £16.99 |
| 5       | Wall Angle 3M (9' 10")     | CWF3    | £5.10  |




The white-faced, galvanised, steel interlocking frame is fast and easy to install. An angle section is fitted around the walls, then the main 'T' sections rest on these and reach across the room. The spacer 'T's are then fitted to create the desired tile space.



# CEILING TILES Prismatic Fissured & Sandgrain

## PRISMATIC Panels

Prismatic panels are translucent allowing light to pass through them into the space below, two versions are available in both the Oblong and Square sizes. Clear panels have a diamond pattern on the lower surface and transmit the most light, whilst the Opal panels diffuse the light to reduce shadows.



| PANEL TYPE     |        | 595mm X 595mm |       | 1195mm X 595mm |        |
|----------------|--------|---------------|-------|----------------|--------|
| DESCRIPTION    | COLOUR | PART NO       | PRICE | PART NO        | PRICE  |
| PRISMATIC      | CLEAR  | CP66CL        | £4.99 | CP126CL        | £9.49  |
| PRISMATIC      | OPAL   | CP66WH        | £5.99 | CP126WH        | £12.99 |
| FISSURED       | WHITE  | CF66          | £3.29 | CF126          | £5.99  |
| DUNE SANDGRAIN | WHITE  | CSF66         | £5.49 | N/A            | N/A    |

All our ceiling tiles are designed to fit standard ceiling systems that accept 595mm x 595mm or 595mm x 1195 tiles.

For our online guides and parts list calculator please see our website [www.cabp.co.uk](http://www.cabp.co.uk)

## HAVING TROUBLE?

We can help calculate the materials required

## FISSURED Tiles


The non-directional FINE FISSURED surface is easy to install and effective for sound absorption. Ideal for use in circulation areas, meeting rooms, cinemas etc.

Fissured face tiles meet the EEA Euro class A2-S1 Fire Rating standard. With excellent sound and heat insulation properties, they have a pale surface that reflects 75% of ambient light and are easy to cut and fit.



## DUNE SANDGRAIN Tiles


The non-directional Dune tile has a fine sand grain finish with a lipped edge so the tile sits below the framework rather than on it, to create a 3 dimensional ceiling. Ideal for use in schools and offices. Meeting the EEA Euro class A2-S1 Fire Rating standard, it has high sound and heat insulation properties with the further advantages of being highly resistant to humidity and water with a surface that reflects 85% of ambient light.



# Combo Canopy

Easy-fit Door Canopies are ideal to cover doorways, balconies, walkways and waiting areas, to give just a few suggestions. Our canopies are sold as kits and are quick to install and only require a small amount of assembly.

The support brackets on each side are made from weather-proof engineering-grade plastic and each one requires only two wall fixings (supplied in kit). These canopies can be installed individually, or back-to-back and side-to-side to give cover over a larger area. We have a range of sizes available, with Grey, Off White or Black brackets, and a choice of Bronze, Opal or Clear Multiwall polycarbonate, or Solid Clear Polycarbonate glazing.



**700mm Projection X 1000mm Width**

| Sheet Type | Sheet Colour | Bracket Colour | PART NO  | PRICE  |
|------------|--------------|----------------|----------|--------|
| Multiwall  | CLEAR        | BLACK          | DCB710TC | £29.99 |

**700mm Projection X 1200mm Width**

| Sheet Type | Sheet Colour | Bracket Colour | PART NO  | PRICE  |
|------------|--------------|----------------|----------|--------|
| Multiwall  | CLEAR        | BLACK          | DCB712TC | £34.99 |
| Multiwall  | BRONZE       | BLACK          | DCB712TB | £44.99 |
| Multiwall  | CLEAR        | WHITE          | DCW712TC | £39.95 |
| Multiwall  | OPAL         | WHITE          | DCW712WH | £49.95 |
| Multiwall  | CLEAR        | GREY           | DCG712TC | £49.99 |
| Solid      | CLEAR        | GREY           | DCG712SC | £59.99 |



See Page 76 for our Premier Range of Canopies and custom colour options

### CANOPY INSTALL KIT

This handy kit contains all the bits you will need to help install your canopy.

- Consists of:**
- 1 x Clear Silicone
  - 1 x Screw Driver
  - 1 x 10mm SDS Bit
  - 1 x Spanner



| PART | PRICE |
|------|-------|
| TCIK | £4.99 |

# Combo Canopy

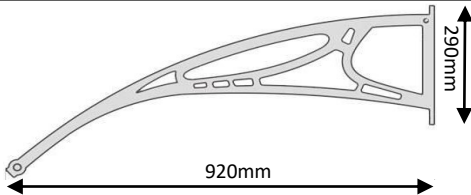
## 900mm Projection Easy-fit Door Canopies

The support brackets on each side are made from weather-proof engineering-grade plastic and each one requires only two wall fixings (supplied in the kit). The combo canopy can be installed individually, or back-to-back and side-to-side to give cover over a larger area. With a choice of colours, with Grey, White and Black brackets, and choice sheet colours in Bronze, Opal or Clear Multiwall polycarbonate, or Solid Glass Clear Polycarbonate.

Easy to install for both the DIY enthusiast or the trade

### 920mm Projection X 1200mm Width

| Sheet Type | Sheet Colour | Bracket Colour | PART NO  | PRICE  |
|------------|--------------|----------------|----------|--------|
| Multiwall  | CLEAR        | BLACK          | DCB912TC | £64.99 |
| Multiwall  | BRONZE       | BLACK          | DCB912TB | £75.99 |
| Solid      | CLEAR        | BLACK          | DCB912SC | £98.99 |
| Solid      | CLEAR        | GREY           | DCG912SC | £99.99 |



### CANOPY INSTALL KIT


This handy kit contains all the bits you will need to help install your canopy.

#### Consists of:

- 1 x Clear Silicone
- 1 x Screw Driver
- 1 x 10mm SDS Bit
- 1 x Spanner




| PART | PRICE |
|------|-------|
| TCIK | £4.99 |



DCB912TC



DCB912SC



DCB912TB



DCG912TC

## MAX Series Canopy



Our MAX Series Canopies are manufactured from quality materials for strength and durability. With aluminium arms and solid polycarbonate sheets they are built to last. Easy to install by both the DIY or Trade and the option to join multiple canopies to produce a continuous run

when you need to cover long walkways or side passageways



### MAX Series Canopy 900mm Projection x 1200mm Width

| Sheet Type          | Sheet Colour | Bracket Colour | PART NO   | PRICE   |
|---------------------|--------------|----------------|-----------|---------|
| Solid Polycarbonate | CLEAR        | BLACK          | DCMB912SC | £129.00 |
| Solid Polycarbonate | CLEAR        | SILVER         | DCMS912SC | £139.00 |

This series is joinable along its width allowing for increased coverage and presents a lower pitch making it more suitable for use with outward opening doors.

# DOOR CANOPIES




# Combo Canopy Premier Range



The Premium door canopy made with solid polycarbonate clear sheet and steel arms finished on silver is a robust yet stylish canopy allowing plenty of light with its glass clear sheet and easy to install design its suitable for both the DIY and Trade

**These sleek, Modern, Easy to install Door Canopies are the ideal solution for covering doorways, balconies, walkways and waiting areas. Their simple clean design makes these the perfect choice for making that instant wow impact on your home.**

The brackets and frame are made from aluminium making them lightweight, strong and extremely durable. The sheets are made from Solid Polycarbonate which is UV coated and with a very high impact resistance. This provides all the benefits of glass but at a fraction of the cost. We have a range of styles available, with Silver or Black brackets, and a choice of Bronze or Clear polycarbonate, meaning there is a canopy for almost every job. Supplied in kits complete with instructions and all the Fixings.

|  | <b>Premium Canopy</b><br>900mm Projection x 1400mm Wide |           |         |        |
|--|---|-----------|---------|--------|
|  | Sheet Type  | Bracket   | PART NO | PRICE  |
|  | Solid Clear Polycarbonate                               | Aluminium | DCE914  | £99.00 |



White, Black and Grey canopies have a satin finish to the following RAL Colours  
 WHITE = RAL 9910  
 BLACK = RAL 9017  
 ANTHRACITE GREY = RAL 7016  
 We can custom finish to a RAL colour of your choice please call 01634 374444 for prices

| <b>J Series Canopies</b><br>900mm Projection x 1500mm Width |              |                |            |         |
|---|--------------|----------------|------------|---------|
| Sheet Type  | Sheet Colour | Bracket Colour | PART NO    | PRICE   |
| Solid Polycarbonate   | CLEAR        | SILVER         | DCJ915CL   | £119.00 |
| Solid Polycarbonate   | BRONZE       | SILVER         | DCJ915BR   | £139.00 |
| Solid Polycarbonate   | CLEAR        | WHITE          | DCJWH912CL | £199.95 |
| Solid Polycarbonate   | CLEAR        | BLACK          | DCJBK912CL | £199.95 |
| Solid Polycarbonate   | CLEAR        | ANTHRACITE     | DCJAG912CL | £199.95 |








## LIKE REAL GRASS ONLY BETTER

We'd all love an immaculately manicured lawn. But unless you've got a full time gardener, it's not going to happen. Fear not. With Artificial Grass from C & A your lawn's always perfect, no matter what the kids, pets or weather have been up to. Handy if you want to throw an impromptu garden party or just spend more time relaxing and enjoying your garden.



Available in 2M & 4M width rolls

### What are the benefits of Artificial Grass?

- No more fussing, digging or mowing.
- Kids can play without creating a mud bath.
- A perfect-looking lawn every day of the year.
- It looks and feels like real grass.
- entertaining or relaxing.
- Perfect for dogs and other pets as it's easy to clean.
- Great if you're allergic to grass pollen.
- Your garden is always ready for

### GREEN VISION



### GREEN MEADOW



### ECLIPSE



### GREEN ELISE




| Recommended For      | RATING |
|----------------------|--------|
| Lawns & Balconies    | ✓✓✓✓   |
| Dogs & Pets          | ✓✓✓✓   |
| Schools & Play Areas | ✓✓✓✓   |
| Sports Surface       | ✓      |
| Golf Greens          |        |



| Recommended For      | RATING |
|----------------------|--------|
| Lawns & Balconies    | ✓✓✓✓   |
| Dogs & Pets          | ✓✓✓✓   |
| Schools & Play Areas | ✓✓✓✓   |
| Sports Surface       |        |
| Golf Greens          |        |



| Recommended For      | RATING |
|----------------------|--------|
| Lawns & Balconies    | ✓✓✓✓   |
| Dogs & Pets          | ✓✓✓✓   |
| Schools & Play Areas | ✓✓✓✓   |
| Sports Surface       |        |
| Golf Greens          |        |



| Recommended For      | RATING |
|----------------------|--------|
| Lawns & Balconies    | ✓✓✓✓   |
| Dogs & Pets          | ✓✓✓✓   |
| Schools & Play Areas | ✓✓✓✓   |
| Sports Surface       |        |
| Golf Greens          |        |

| Green Vision - Stocked Roll Sizes |         |         |
|-----------------------------------|---------|---------|
| SIZE                              | PART    | PRICE   |
| 4m x 2m                           | NGV4020 | £141.31 |
| 5m x 2m                           | NGV5020 | £175.26 |
| 6m x 2m                           | NGV6020 | £210.32 |

Larger sizes available and delivered direct from manufactures.  
Delivery is normally 2-3 days direct to site.

| STYLE        | PART  | PRICE Per Sq/M |
|--------------|-------|----------------|
| GREEN VISION | NGVSQ | £18.33         |
| GREEN MEADOW | NGMSQ | £22.49         |
| ECLIPSE      | NELSQ | £24.16         |
| GREEN ELISE  | NGESQ | £24.99         |



## **DOMES** WITHOUT UPSTAND or KERB

### Question & Answer:

**Q:** What is a roof dome?

**A:** Roof domes are basically windows in flat roofs.

**Q:** Where do I use a roof dome?

**A:** On any flat or low pitched roofs that do not exceed 15 degrees

**Q:** What size do I need?

**A:** This depends on the size of the hole you have or wish to make. See tables for guide.



A range of glazing only units designed specifically for refurbishment projects where the glazing only needs to be replaced. These units are supplied with a fixing kit including weathertight washers and cover plugs. Manufactured from Marlon FSX Longlife polycarbonate, these glazing units are up to 200 times stronger than glass. The high resistance to breakage and adverse weather conditions means Mardome Reflex is very safe and reliable.

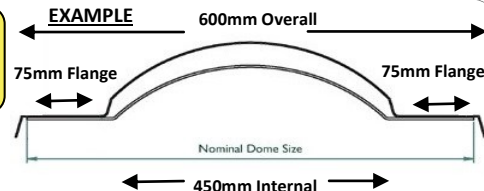
**AVAILABLE COLOURS**  
BRONZE, OPAL & PRIVACY TEXTURED GLAZED DOMES

- Dome or pyramid option
- Can be mechanically fixed to existing kerbs
- Single, double and triple skin units available
- Available with standard 70mm or 100mm wide flange options to accommodate varying upstand sizes
- 20 Year Manufacturer's weather failure guarantee

Non-Stock Items  
Made To Order  
Delivered Direct



**For hole sizes**  
subtract 140mm from the Overall size quoted (example: a 600mm x 600mm dome would have internal sizes of 460mm x 460mm).



### STANDARD DOME LIDS ONLY

| KERB DIMENSION |        | SQUARE DOMES              | DOUBLE GLAZED |         | TRIPLE GLAZED |         |
|----------------|--------|---------------------------|---------------|---------|---------------|---------|
| MIN            | MAX    | OVERALL SIZE              | PART          | PRICE   | PART          | PRICE   |
| 460mm          | 500mm  | 600x600mm (23½" x 23½")   | DRD0606CL     | £130.00 | DRT0606CL     | £171.00 |
| 610mm          | 650mm  | 750x750mm (29½" x 29½")   | DRD0707CL     | £166.00 | DRT0707CL     | £218.00 |
| 760mm          | 800mm  | 900x900mm (35½" x 35½")   | DRD0909CL     | £188.00 | DRT0909CL     | £245.00 |
| 910mm          | 950mm  | 1050x1050mm (41¼" x 41¼") | DRD1010CL     | £219.00 | DRT1010CL     | £287.00 |
| 1060mm         | 1100mm | 1200x1200mm (47¼" x 47¼") | DRD1212CL     | £295.00 | DRT1212CL     | £400.00 |

| KERB DIMENSION |                | RECTANGULAR DOMES        | DOUBLE GLAZED |         | TRIPLE GLAZED |         |
|----------------|----------------|--------------------------|---------------|---------|---------------|---------|
| MIN            | MAX            | OVERALL SIZE             | PART          | PRICE   | PART          | PRICE   |
| 460mm x 760mm  | 500mm x 800mm  | 600x900mm (23½" x 35½")  | DRD0609CL     | £159.00 | DRT0609CL     | £208.00 |
| 610mm x 760mm  | 650mm x 800mm  | 750x900mm (29½" x 35½")  | DRD0709CL     | £181.00 | DRT0709CL     | £239.00 |
| 460mm x 1060mm | 500mm x 1100mm | 600x1200mm (23½" x 47¼") | DRD0612CL     | £210.00 | DRT0612CL     | £283.00 |
| 760mm x 1060mm | 800mm x 1100mm | 900x1200mm (35½" x 47¼") | DRD0912CL     | £294.00 | DRT0912CL     | £399.00 |

| Thermal Efficiency        | U-Value (W/m² k) | Tint  | Lighting Effect | Light Transmission (%) |     |
|---------------------------|------------------|-------|-----------------|------------------------|-----|
| Double Skin Polycarbonate | 2.7              | Clear | High Visibility | Double Skin            | 85% |
| Triple Skin Polycarbonate | 1.8              | Clear | High Visibility | Triple Skin            | 78% |

Mardome Trade a standard specification dome. These units come complete with a host of features and benefits as standard to satisfy a range of projects and budgets.

### Maximum daylight

- Side walls of the kerb are designed with a steep slope to allow a larger glazing unit to be fitted for maximum daylight area

### Easy to install

- Delivered to site complete and ready to fit
- A large kerb foot radius makes for easier application of roof covering to the termination point without the need for timber fillets



#### Available Options:

- Electric Opening
- High Security
- Smoke Clearance
- Access Opening
- Other sizes also available



### ADD ONS:

#### Vented Upgrade option for all Trade kerbs:



Simply pick the dome size you need then add this item to have your domes kerb include 2 Hit & Miss trickle vents. **Please Note:** This option can only be added at time of order

#### TRICKLE VENT UPGRADE

| DESCRIPTION                   | PART | PRICE  |
|-------------------------------|------|--------|
| HIT AND MISS VENTS ON 2 EDGES | DTVA | £35.00 |

## NON-OPENING DOMES NON-VENTED (WITH KERB)

| STRUCTURAL ROOF OPENING |                           | SQUARE DOMES |         | DOUBLE GLAZED |         | TRIPLE GLAZED |         |
|-------------------------|---------------------------|--------------|---------|---------------|---------|---------------|---------|
| MAX                     | OVERALL SIZE              | PART         | PRICE   | PART          | PRICE   | PART          | PRICE   |
| 600x600mm               | 600x600mm (23½" x 23½")   | DUD0606CL    | £203.00 | DUT0606CL     | £263.00 | DUT0606CL     | £263.00 |
| 750x750mm               | 750x750mm (29½" x 29½")   | DUD0707CL    | £254.00 | DUT0707CL     | £330.00 | DUT0707CL     | £330.00 |
| 900x 900mm              | 900X900mm (35½" x 35½")   | DUD0909CL    | £294.00 | DUT0909CL     | £381.00 | DUT0909CL     | £381.00 |
| 1050x1050mm             | 1050x1050mm (41½" x 41½") | DUD1010CL    | £338.00 | DUT1010CL     | £435.00 | DUT1010CL     | £435.00 |
| 1200x1200mm             | 1200x1200mm (47¾" x 47¾") | DUD1212CL    | £428.00 | DUT1212CL     | £557.00 | DUT1212CL     | £557.00 |
| RECTANGULAR DOMES       |                           |              |         | DOUBLE GLAZED |         | TRIPLE GLAZED |         |
| MAX                     | OVERALL SIZE              | PART         | PRICE   | PART          | PRICE   | PART          | PRICE   |
| 600x900mm               | 600x900mm (23½" x 35½")   | DUD0609CL    | £256.00 | DUT0609CL     | £330.00 | DUT0609CL     | £330.00 |
| 750x900mm               | 750x900mm (29½" x 35½")   | DUD0709CL    | £284.00 | DUT0709CL     | £368.00 | DUT0709CL     | £368.00 |
| 600x1200mm              | 600X1200mm (23½" x 47¾")  | DUD0612CL    | £321.00 | DUT0612CL     | £414.00 | DUT0612CL     | £414.00 |
| 900x1200mm              | 900x1200mm (35½" x 47¾")  | DUD0912CL    | £417.00 | DUT0912CL     | £542.00 | DUT0912CL     | £542.00 |

## OPENING DOMES LINEAR OPENING(WITH KERB)

| STRUCTURAL ROOF OPENING |                           | SQUARE DOMES |         | DOUBLE GLAZED |         | TRIPLE GLAZED |         |
|-------------------------|---------------------------|--------------|---------|---------------|---------|---------------|---------|
| MAX                     | OVERALL SIZE              | PART         | PRICE   | PART          | PRICE   | PART          | PRICE   |
| 600x600mm               | 600x600mm (23½" x 23½")   | DLD0606CL    | £358.00 | DLT0606CL     | £388.00 | DLT0606CL     | £388.00 |
| 750x750mm               | 750x750mm (29½" x 29½")   | DLD0707CL    | £431.00 | DLT0707CL     | £471.00 | DLT0707CL     | £471.00 |
| 900x 900mm              | 900X900mm (35½" x 35½")   | DLD0909CL    | £496.00 | DLT0909CL     | £539.00 | DLT0909CL     | £539.00 |
| 1050x1050mm             | 1050x1050mm (41½" x 41½") | DLD1010CL    | £548.00 | DLT1010CL     | £660.00 | DLT1010CL     | £660.00 |
| 1200x1200mm             | 1200x1200mm (47¾" x 47¾") | DLD1212CL    | £792.00 | DLT1212CL     | £872.00 | DLT1212CL     | £872.00 |
| RECTANGULAR DOMES       |                           |              |         | DOUBLE GLAZED |         | TRIPLE GLAZED |         |
| MAX                     | OVERALL SIZE              | PART         | PRICE   | PART          | PRICE   | PART          | PRICE   |
| 600x900mm               | 600x900mm (23½" x 35½")   | DLD0609CL    | £448.00 | DLT0609CL     | £483.00 | DLT0609CL     | £483.00 |
| 750x900mm               | 750x900mm (29½" x 35½")   | DLD0709CL    | £479.00 | DLT0709CL     | £524.00 | DLT0709CL     | £524.00 |
| 600x1200mm              | 600X1200mm (23½" x 47¾")  | DLD0612CL    | £667.00 | DLT0612CL     | £717.00 | DLT0612CL     | £717.00 |
| 900x1200mm              | 900x1200mm (35½" x 47¾")  | DLD0912CL    | £772.00 | DLT0912CL     | £852.00 | DLT0912CL     | £852.00 |



ClassicBond EPDM flat roofing system has been awarded the British Board of Agreement certificate, No. 11/4853, with a service life in excess of 35 years. The BBA carries out assessment, testing, approval and certification of products and systems for the construction industry against national requirements, internationally recognised standards

- ◆ Standard 1.2mm membrane is nearly 10% thicker than leading competitors
- ◆ Only EPDM with 50 year history
- ◆ Large sizes no or few joints
- ◆ Excellent resistance to extremes of temperature, UV & ageing
- ◆ High puncture resistance - will not tear, split or crack
- ◆ Quick & clean to install • Choice of 1.2mm or Premium 1.5mm thicknesses
- ◆ Maintenance free
- ◆ Environmentally friendly
- ◆ Perfect for refurbishments and new build projects




**ClassicBond EPDM Membranes** Professional grade EPDM membranes are all BBA approved Available in 3.0M, 4.5M, 6.0M, 7.6M & 9.1M widths and up to 30M long. A choice of 1.2mm & 1.5mm thick sheets.



**Deck Adhesive** is a high strength, low odour water based acrylic adhesive is specifically designed for use with ClassicBond EPDM roofing membrane and timber deck surfaces. Designed to be roller applied to flat roof surfaces. Available in 2.5L, 5L and 15L.



**152mm Pressure Sensitive Overlayment Strip** is used for butt jointing of membrane, seaming in metal edging, drip edges and fastening plates. This EPDM tape has a semi cured top surface with a Pressure Sensitive underside. Resists tearing, cracking and abrasion in all weather conditions. Must be used with ClassicBond EPDM Primer 150mm by 30M long rolls.



**Sure Edge PVC Perimeter Trim** is a high quality, durable roof edge trim ready to install straight out of the box. Providing a neat, simple and fast finishing detail for the edge of any flat roof. Supplied in 2.5m lengths and finished with internal and external corner trims, with a water seal and pre-drilled fixing holes Available Black or White

Use our online calculator for an instant price or call 01634 374444

**1** Roof Size  
Please enter the actual size of your roof (not the membrane size) in Metric or Imperial

6 m

3 m

Length x Width

Your Roof

**2** Edges  
A: Kerb  
B: Kerb  
C: Gutter  
D: Kerb

**3** Your Kit  
£346.22  
£415.454 inc VAT


As little as  
**£15.95** Sq/M  
Including all trims,  
fixings and adhesives



CONTINUE ▶



For an instant quote visit [rr.cabp.co.uk](http://rr.cabp.co.uk) enter your size and edging requirements for a quick list of parts and price. Save it for later and when your ready to order simply call us with your reference number and providing you order before 1pm you should receive your completed order the next day




## VALUE RANGE


|   |  |               |             |              |
|---|--|---------------|-------------|--------------|
|   | <b>BATH &amp; KITCHEN SEALANT</b>  | <b>COLOUR</b> | <b>PART</b> | <b>PRICE</b> |
|   | High quality, acrylic based sealant that provides an effective, yet economical seal that is still easy to use. | WHITE         | SBKSWH      | £1.25        |
| <b>C3 Cartridge</b>   |  |               |             |              |
|  |  |               |             |              |


|   |  |               |             |              |
|---|--|---------------|-------------|--------------|
|   | <b>ONE HOUR CAULK</b>  | <b>COLOUR</b> | <b>PART</b> | <b>PRICE</b> |
|   | Fast drying decorators filler and sealant that remains permanently flexible. Can be over painted with most types of paint. | WHITE         | SOHCWH      | £1.25        |
| <b>C3 Cartridge</b>   |  |               |             |              |
|  |  |               |             |              |


|   |  |               |             |              |
|---|--|---------------|-------------|--------------|
|   | <b>EXTERNAL FRAME SEALANT</b>  | <b>COLOUR</b> | <b>PART</b> | <b>PRICE</b> |
|   | A high quality acrylic based sealant that provides a long lasting, permanently flexible seal that can be painted over. | WHITE         | SEFWH       | £1.45        |
|   |  | BROWN         | SEFBR       | £1.45        |
| STONE   | SEFST  | £1.45         |             |              |
| <b>C3 Cartridge</b>   |  |               |             |              |
|  |  |               |             |              |

|   |   |               |             |              |
|---|---|---------------|-------------|--------------|
|   | <b>ROOF &amp; GUTTER SEALANT</b>  | <b>COLOUR</b> | <b>PART</b> | <b>PRICE</b> |
|   | Quality butyl based sealant and adhesive, provides instant & permanent weatherproofing to a wide variety of roofing applications. | BLACK         | SRGSBK      | £1.69        |
| <b>C3 Cartridge</b>   |   |               |             |              |
|  |   |               |             |              |


## CARTRIDGE ACCESSORIES

|   |   |             |              |
|---|---|-------------|--------------|
|  | <b>TRADE MASTIC GUN</b>   | <b>PART</b> | <b>PRICE</b> |
|   | Heavy duty traders frame style mastic gun. Designed to accept both C3 & C4 Cartridges | STMG        | £5.69        |

|   |   |             |              |
|---|---|-------------|--------------|
|  | <b>PRO MASTIC GUN</b>                           | <b>PART</b> | <b>PRICE</b> |
|   | Heavy duty frame for use on C3 & C4 cartridges. | SMGP        | £9.99        |

|   |  |             |              |
|---|--|-------------|--------------|
|  | <b>CARTRIDGE CUTTER</b>                              | <b>PART</b> | <b>PRICE</b> |
|   | A unique cartridge opening and nozzle trimming tool. | SSCC        | £4.49        |

## SUPERGLUE RANGE

|   |  |             |              |
|---|--|-------------|--------------|
|  | <b>INDUSTRIAL SUPERGLUE 20grm</b>  | <b>PART</b> | <b>PRICE</b> |
|   | Medium viscosity formula. For use on surfaces where fast set is required. Bonds non porous surfaces such as most plastics, metals, glass, PVCu & rubber. Set time 5 to 15 seconds. | SG20        | £1.29        |

|   |   |             |             |              |
|---|---|-------------|-------------|--------------|
|  | <b>MITRE FAST GLUE &amp; ACTIVATOR KITS</b>   | <b>SIZE</b> | <b>PART</b> | <b>PRICE</b> |
|   | Twin pack adhesive system of glue & aerosol activator. Can be used in various applications where its instant bonding properties will dramatically reduce assembly time. | STD         | SMFK        | £5.99        |
|   |   | LRG         | SMFKX       | £12.99       |
|  |   |             |             |              |

### ▶ QUICK KEY ▼

 INTERNAL & EXTERNAL USE

 EXTERNAL USE ONLY



QUICK DRY



ANTI-FUNGAL



GAP FILLING




SOLVENT BASED





BITUMEN-COMPATIBLE

 INTERNAL USE ONLY

 WATERPROOF

 PAINTABLE

 SOLVENT FREE

 LEAD COMPATIBLE

## ACCESSORIES



## SILICONES

### 200 LMA SILICONE

For general glazing, weatherproofing & sanitary use. Can be used both inside and out and is easy to tool down.



| COLOUR | SINGLE |       |        | PACK OF 5 |  |
|--------|--------|-------|--------|-----------|--|
|        | PART   | PRICE | PART   | PRICE     |  |
| WHITE  | SGSWH  | £2.19 | SGSBWH | £8.76     |  |
| CLEAR  | SGSCL  | £2.19 | SGSBCL | £8.76     |  |
| BLACK  | GSGBK  | £2.19 | GSBBK  | £8.76     |  |
| BROWN  | SGSBR  | £2.19 | GSBBR  | £8.76     |  |

**Multi Saver**  
5 for 4

C3 Cartridge

### SX LMN 2001 SILICONE

A low modulus one part versatile silicone which can be used for sealing most building, construction and glazing joints. This silicone is neutral cure and almost odourless and cures with atmospheric moisture to form a durable rubber seal.



| COLOUR     | SINGLE |       |         | PACK OF 5 |  |
|------------|--------|-------|---------|-----------|--|
|            | PART   | PRICE | PART    | PRICE     |  |
| WHITE      | SLMNWH | £2.75 | SLMNBWH | £11.00    |  |
| CLEAR      | SLMNCL | £2.75 | SLMNBCL | £11.00    |  |
| BLACK      | SLMNBK | £2.75 | SLMNBK  | £11.00    |  |
| BROWN      | SLMNBR | £2.75 | SLMNBRR | £11.00    |  |
| ANTHRACITE | SLMNAG | £2.89 | SLMNBAG | £11.56    |  |

**Multi Saver**  
5 for 4

C3 Cartridge

### PREMIER 450 SILICONE

A High Quality low modulus non-corrosive neutral cure silicone sealant that adheres to virtually all substrates, both porous and non-porous.




| COLOUR | SINGLE |       |       | PACK OF 5 |  |
|--------|--------|-------|-------|-----------|--|
|        | PART   | PRICE | PART  | PRICE     |  |
| WHITE  | SMWH   | £3.35 | SMBWH | £13.40    |  |
| CLEAR  | SMCL   | £3.35 | SMBCL | £13.40    |  |
| BLACK  | SMBK   | £3.35 | SMBBK | £13.40    |  |
| BROWN  | SMBR   | £3.35 | SMBRR | £13.40    |  |
| BUFF   | SMBF   | £3.79 | SMBBF | £15.12    |  |

**Multi Saver**  
5 for 4

C3 Cartridge

### CLEAN ROOM SILICONE

Advanced neutral curing hygienic sealant that combines a powerful anti-bacterial compound with FDA Approved Food Compatibility. Prevents most common germs forming on its surface. Offers outstanding adhesion to most surfaces.



| COLOUR | SINGLE |       |
|--------|--------|-------|
|        | PART   | PRICE |
| WHITE  | SCRWH  | £4.15 |

C3 Cartridge

### SILICONE 825

Low modulus, best used for perimeter pointing around PVCu, wood and powder coated aluminium. Also used for expansion joints to stone, brick, concrete, composite panels and weather proofing sealing to most external applications.

| COLOUR     | PART | PRICE |
|------------|------|-------|
| MAGNOLIA   | S8MA | £3.36 |
| ANTHRACITE | S8AG | £3.36 |



C4 Cartridge

For more detailed specifications visit [www.cabp.co.uk](http://www.cabp.co.uk)

## SEALANT

### LEAD SEALANT

Specially formulated as an alternative to mortaring lead flashing into brick, stone and concrete. Provides a fully waterproof joint that will not crack or shrink.

| COLOUR | PART | PRICE |
|--------|------|-------|
| GREY   | SLMS | £2.59 |



C3 Cartridge

### ALL WEATHER SEALANT

A universal co-polymer sealant that can be used for emergency building and roofing repairs. Usable in wet weather or damp conditions. Provides superior adhesion to most surfaces. Over paintable with most paints and stains.

| COLOUR | PART  | PRICE |
|--------|-------|-------|
| WHITE  | SAWWH | £3.65 |
| CLEAR  | SAWCL | £3.65 |
| BLACK  | SAWBK | £3.65 |



C3 Cartridge

# SEALANTS & ADHESIVES

## GUN & NAIL EXTRA

A high strength, gap filling adhesive providing extra bond strength and quick curing time.

**Multi Saver**  
5 for 4



| SINGLE |      |       | PACK OF 5 |       |  |
|--------|------|-------|-----------|-------|--|
| COLOUR | PART | PRICE | PART      | PRICE |  |
| BEIGE  | SGAX | £2.49 | SGABX     | £9.96 |  |

C3 Cartridge

## PINKGRIP WHITE

Solvent free, white version of PinkGrip. It has all the benefits and will stick just about anything on a building site & also has a no-slump formula.

**Multi Saver**  
5 for 4



| SINGLE |       |       | PACK OF 5 |        |  |
|--------|-------|-------|-----------|--------|--|
| COLOUR | PART  | PRICE | PART      | PRICE  |  |
| WHITE  | SPGWH | £2.99 | SPGBWH    | £11.96 |  |

C4 Cartridge

## MIGHTY STRENGTH GRIP & GRAB ADHESIVE

Instant grab adhesive that has initial bond strength double that of most other grab adhesives. For use internally or externally and even on damp or wet surfaces. This adhesive is solvent free, cures quickly and is water and weather proof. Suitable for bonding most materials but in particular for the fixing of large panels, wall boards and mirrors.



**Multi Saver**  
5 for 4

| SINGLE |       |       | PACK OF 5 |        |  |
|--------|-------|-------|-----------|--------|--|
| COLOUR | PART  | PRICE | PART      | PRICE  |  |
| WHITE  | SMSGG | £5.79 | SMSBGG    | £23.16 |  |

C3 Cartridge

## STIXALL

The ultimate combination of building adhesive and sealant, with the most extreme power to both bond and seal virtually EVERYTHING to ANYTHING in almost all conditions, even in wet weather, on wet surfaces or even underwater.

**Multi Saver**  
5 for 4



| SINGLE |       |       | PACK OF 5 |        |  |
|--------|-------|-------|-----------|--------|--|
| COLOUR | PART  | PRICE | PART      | PRICE  |  |
| CLEAR  | STXCL | £7.49 | STXBCL    | £29.96 |  |
| WHITE  | STXWH | £6.39 | STXBWH    | £25.56 |  |
| BROWN  | STXBR | £6.39 | STXBBR    | £25.56 |  |

## TRADERS MIGHTY STRENGTH SEAL & FIX

An all-round durable, flexible adhesive and sealant based on MS Polymer technology. Has excellent adhesion to non-porous surfaces, will bond to damp surfaces and is paintable with most paints. Is odourless, neutral and free of isocyanates.

**Multi Saver**  
5 for 4



| SINGLE |        |       | PACK OF 5 |        |  |
|--------|--------|-------|-----------|--------|--|
| COLOUR | PART   | PRICE | PART      | PRICE  |  |
| WHITE  | SMSPWH | £5.29 | SMSPWH    | £21.16 |  |
| CLEAR  | SMSPCL | £5.29 | SMSPCL    | £21.16 |  |
| BLACK  | SMSPBK | £5.29 | SMSPBK    | £21.16 |  |
| BROWN  | SMSPBR | £5.29 | SMSPBR    | £21.16 |  |

C3 Cartridge



## MULTI-PURPOSE SEALANT/ADHESIVE

The ultimate sealant and adhesive in one tube

One-stop, multi-purpose, waterproof, hybrid polymer sealant and adhesive. Sticks to almost any surface without the need for additional fixings, can be used in damp or wet conditions, can even be applied under water! Countless possibilities for use with CT1 sealant & adhesive.

- Food safe - conforms to ISE- GA Standards
- Anti-fungal and has excellent resistance to chemicals
- Bonding of Glass, Mirrors, Wood, Polystyrene, metals (Inc. lead)
- Can be over-painted
- Can be used in all salt-water environments so perfect for marine and boating applications.

| COLOUR | PART   | PRICE  |
|--------|--------|--------|
| WHITE  | SCT1WH | £9.99  |
| BROWN  | SCT1BR | £9.99  |
| BLACK  | SCT1BK | £9.99  |
| GREY   | SCT1GR | £9.99  |
| BEIGE  | SC1BE  | £9.99  |
| OAK    | SCT1OK | £9.99  |
| CLEAR  | SCT1CL | £10.99 |
| SILVER | SCT1SI | £10.99 |



C3 Cartridge



## MULTISOLVE The perfect tooling partner for CT1

A material remover in an easy to use handheld spray can. A cost-effective solution for a variety of jobs.

- Fully compatible with CT1 sealant & adhesive
- Safely removes wax, paraffin, printing ink, adhesives, sealants, grease, oil & more
- Excellent as a pre-treatment for paints & adhesives
- Used in large number of trades from plumbers to stonemasons
- Leaves no oily residue



300ml Spray can (Std)  
500ml Spray can (Large)

| SIZE  | PART   | PRICE |
|-------|--------|-------|
| STD   | SCTMSS | £6.99 |
| LARGE | SCTMSL | £9.99 |

# SEALANTS & GUNABLE ADHESIVES

## PLASTIC, GLASS & HAND CLEANERS



### PVCu SOLVENT CLEANER

This solvent based product is formulated to remove ingrained dirt from PVCu and most plastics. Also suitable to restore old windows and plastic garden furniture as good as new.

| PART | PRICE |
|------|-------|
| SAPC | £3.99 |



1 Litre

### PAPER GLASS WIFE

Made of extra strong, soft 2-ply paper for effective cleaning of plastic and glass around the home, onsite or at the work place.



| SIZE                             | PART  | PRICE  |
|----------------------------------|-------|--------|
| LARGE 150M (30M <sup>2</sup> )   | SGWL  | £4.79  |
| X-LARGE 280M (80M <sup>2</sup> ) | SGWXL | £10.79 |



### CREAM CLEANER

A solvent-free formulation designed to remove ingrained dirt and stains from PVCu window frames without scratching. Buffs to a deep sheen.

| PART | PRICE |
|------|-------|
| SCC  | £2.69 |



1 Litre

### WONDER WIPES

Specially formulated to clean hands, tools and surfaces from wet and semi-cured paint, sealant, adhesive, bitumen, expanding foam, oil, grease and even silicone.



| TUB SIZE  | PART  | PRICE  |
|-----------|-------|--------|
| 100 Wipes | SWW   | £6.69  |
| 300 Wipes | SWWGT | £14.49 |



### GLASS CLEANER

A powerful glass cleaning agent containing a high level of detergents and solvents for a rapidly drying, smear and static free finish. May also be used on tiling, VDUs, TV screens and chrome.

| PART | PRICE |
|------|-------|
| SEGC | £2.49 |



1 Litre



### POLYCARBONATE CLEANER

Designed to deal with dirt & grime on polycarbonate roofs whilst protecting the external coatings of the sheet. Diluting can produce 20 times more!

| PART | PRICE |
|------|-------|
| PRCC | £9.99 |



1 Litre



SAFE NEXT TO INSULATED GLASS



SOLVENT FREE



INTERNAL & EXTERNAL USE



SOLVENT BASED



QUICK DRY

### VALUE CLEANING KIT

The complete value kit to cover almost all standard jobs

#### Consists of:

- 1 x 1lt Solvent Cleaner
- 1 x 1ltr Glass Cleaner
- 1 x Large Paper Tissue



| PART | PRICE  |
|------|--------|
| SVCK | £10.69 |

### TRADERS CLEANER KIT

The complete all in one kit covers almost all cleaning jobs

#### Consists of:

- 1 x 1lt Solvent Cleaner
- 1 x 1ltr Cream Cleaner
- 1 x 1ltr Glass Cleaner
- 1 x Extra Large Paper Tissue



| PART | PRICE  |
|------|--------|
| STCK | £18.29 |

### GEOPANEL CLEANER

A powerful cleaning agent designed specifically for cleaning geopanel

500ml SPRAY BOTTLE



| PART  | PRICE |
|-------|-------|
| IGPCS | £4.25 |

## LUBRICATION SPRAYS

### MULTI-PURPOSE SPRAY

Has 100's of uses around the home, garage, workshop and in industry. Penetrates rusted parts and fastenings to assist dismantling & lubricating.



400ml



| PART | PRICE |
|------|-------|
| SMPS | £2.99 |

### SILICON SPRAY

Ideal for lubricating rubber seals and 'o' rings on guttering, plumbing plus 100's of uses around the home, workshop and business.



400ml



| PART | PRICE |
|------|-------|
| SS   | £2.99 |

## EXPANDING FOAMS

### FIX & FILL (HANDHELD)

Quick setting foam which expands greatly on application and yields up to 50 times original can contents. Can be cut, sawn, plastered and sealed over. **700ml**



| PART | PRICE |
|------|-------|
| SFF7 | £3.99 |



### GUN GRADE FOAM

Quick setting foam which expands greatly on application and yields up to 50 times original can contents. Can be cut, sawn, plastered and sealed over. **700ml**



| PART | PRICE |
|------|-------|
| SFFG | £4.10 |



### FOAM CLEANER

Removes wet and uncured foam. Attaches to the Foam Gun for precise cleaning or attach the included spray nozzle for hand-held use. **700ml**



| PART | PRICE |
|------|-------|
| SFFC | £3.69 |



### FOAM GUN

Gives greater foam application in hard to reach places.

*Ensure gun is cleaned after use with SFFC*



| PART  | PRICE  |
|-------|--------|
| SFFPG | £19.99 |

### FOAM EATER

A paste designed to safely remove cured PU foam from most surfaces. Its consistency makes it suitable for both vertical and horizontal use.



| PART | PRICE |
|------|-------|
| SFE  | £9.99 |



## ADHESIVES/ FILLERS

### HARD PLASTIC ADHESIVE

Strong, clear, quick drying adhesive suitable for bonding most hard plastics such as rigid PVC, acrylic & polycarbonate.



| PART | PRICE |
|------|-------|
| SHPA | £1.75 |



### SX SMALL GAP SEALER TUBE

A fast setting adhesive that will bond uPVC, polycarbonate and most plastics. This adhesive has high gap filling properties, is tack free in seconds and cures quickly.



| COLOUR | PART  | PRICE |
|--------|-------|-------|
| WHITE  | SSGWH | £6.95 |



C3 Cartridge

## FLASHING TAPES & PRIMER

### SELF ADHESIVE FLASHING

A strong self-adhesive flashing tape comprising of an aluminium foil and a bitumen rubber adhesive. The adhesive forms a strong waterproof seal by the simply pressing the tape into place by hand.

#### Benefits

- Replaces need for lead flashing.
- Self-adhesive - requires no separate glue.

#### Surface Preparation

All surfaces must be dry, sound and free from oil, grease and dust. Remove all loose material by scraper or wire brush. Porous surfaces, such as concrete or brick, should be primed using FLASHING PRIMER and allowed to dry.

| WIDTH       | PART  | PRICE  |
|-------------|-------|--------|
| 75mm (3")   | SFR3  | £8.49  |
| 100mm (4")  | SFR4  | £9.49  |
| 150mm (6")  | SFR6  | £13.99 |
| 225mm (9")  | SFR9  | £19.49 |
| 300mm (12") | SFR12 | £29.49 |



### FLASHING PRIMER

Bitumen and Flashing Primer is a thin black primer used to give a key prior to applying bitumen paints, roof coatings and flashing.



| SIZE    | PART | PRICE |
|---------|------|-------|
| 1 LITRE | SFRP | £5.49 |

For more detailed specifications visit [www.cabp.co.uk](http://www.cabp.co.uk)

## PLASTIC HEAD PINS & NAILS

Plastic head pins & nails are used most commonly with UPVC fascia, soffits & trim installations, but can be used with virtually any job. These fixings are made out of stainless steel and have colour matching caps on their head.

**Available in two different grades:**

- 14 Gauge (30mm & 40mm long pins ) ideally used with nothing thicker than 10mm
- 10 Gauge (50mm & 65mm long nails ) Ideally used with any of thicker products (10mm+)

| WHITE HEADED PINS<br>(14 Gauge) |     |         |       |
|---------------------------------|-----|---------|-------|
| SIZE                            | QTY | PART    | PRICE |
| 30mm                            | 25  | PP30WH  | £1.85 |
|                                 | 200 | PPB30WH | £8.95 |
| 40mm                            | 25  | PP40WH  | £1.89 |
|                                 | 200 | PPB40WH | £8.99 |

| WHITE HEADED NAILS<br>(10 Gauge) |     |         |       |
|----------------------------------|-----|---------|-------|
| SIZE                             | QTY | PART    | PRICE |
| 50mm                             | 25  | PP50WH  | £2.79 |
|                                  | 100 | PPB50WH | £8.95 |
| 65mm                             | 25  | PP65WH  | £2.85 |
|                                  | 100 | PPB65WH | £8.99 |

## COLOUR MATCHED PINS & NAILS

| COLOUR          | CODE |
|-----------------|------|
| BLACK           | *=BK |
| CARAMEL         | *=CM |
| DARK BROWN      | *=BR |
| STORM GREY      | *=SG |
| ANTHRACITE GREY | *=AG |
| PALE GOLD       | *=PG |



| SIZE | QTY | PART   | PRICE  |
|------|-----|--------|--------|
| 30mm | 25  | PP30*  | £1.95  |
|      | 200 | PPB30* | £11.95 |
| 40mm | 25  | PP40*  | £1.99  |
|      | 200 | PPB40* | £11.99 |
| 50mm | 25  | PP50*  | £3.95  |
|      | 100 | PPB50* | £11.95 |
| 65mm | 25  | PP65*  | £3.99  |
|      | 100 | PPB65* | £11.99 |

REPLACE ALL \* WITH CODE

ANTHRACITE GREY PINS ARE NOT AVAILABLE IN 30mm & 50mm LENGTHS

## BARBED NAILS

### 30mm BARBED NAILS STAINLESS STEEL

| Designed to be used as a hidden fixing with most cladding ranges & many other applications. | 25 PACK |       | 200 BOX |       |
|---|---------|-------|---------|-------|
|   | PART    | PRICE | PART    | PRICE |
|   | SN30    | £0.89 | SNB30   | £4.99 |

## SCREWS & CAPS

### PLASTIC SCREW CAPS

For use with No 8 screws the cap size is 13mm diameter and supplied in packs of 25



| COLOUR                                    | PART  | PRICE       |
|---|-------|-------------|
| WHITE                                     | SCSWH | £0.99       |
| BROWN                                     | SCSBR | £1.99       |
| BLACK                                     | SCSBK | £1.99       |
| CARAMEL                                   | SCSCM | £1.99       |
| Extra Large Caps 18mm Diameter Pack of 25 | WHITE | SCLWH £2.49 |

### PLASTIC HEADED SCREWS

Supplied in packs of 10

| PLASTIC HEADED SCREWS | 18mm x 8g |        |        | 30mm x 8g |       |
|-----------------------|-----------|--------|--------|-----------|-------|
|                       | COLOUR    | PART   | PRICE  | PART      | PRICE |
|                       | WHITE     | SP18WH | £2.47  | SP30WH    | £2.95 |
| BROWN                 | SP18BR    | £2.68  | SP30BR | £3.35     |       |

### STAINLESS STEEL SCREWS

| SCREW   | COUNTER SUNK HEAD |       |         |       | ROUND HEAD 'PAN' |       |         |       |
|---------|-------------------|-------|---------|-------|------------------|-------|---------|-------|
|         | PACK 25           |       | BOX 250 |       | PACK 25          |       | BOX 250 |       |
|         | SIZE              | PART  | PRICE   | PART  | PRICE            | PART  | PRICE   |       |
| ¾" x 8  | SC3               | £0.78 | SCB3    | £5.95 | N/A              | N/A   | N/A     | N/A   |
| 1" x 8  | SC1               | £0.85 | SCB1    | £7.92 | SR1              | £0.89 | SRB1    | £7.90 |
| 1¼" x 8 | SC12              | £0.92 | SCB12   | £8.25 | SR12             | £0.92 | SRB12   | £8.50 |
| 1½" x 8 | SC15              | £0.99 | SCB15   | £8.75 | SR15             | £0.99 | SRB15   | £8.95 |
| 2" x 8  | SC2               | £1.25 | SCB2    | £9.95 | SR2              | £1.25 | SRB2    | £9.99 |



## STEEL SHEET FIXINGS

### DRILLFIX PACK OF 10

| SIZE | PART  | PRICE |
|------|-------|-------|
| 20mm | FSD20 | £1.98 |
| 38mm | FSD38 | £2.39 |
| 50mm | FSD50 | £2.63 |
| 70mm | FSD70 | £2.99 |

**Self-drilling** 5.5mm with 8mm hexagonal head & rubberized sealing washer



\*Colour matching caps available

### TAPFIX PACK OF 10

| SIZE | PART  | PRICE |
|------|-------|-------|
| 38mm | FST38 | £2.48 |
| 50mm | FST50 | £2.69 |
| 75mm | FST75 | £2.89 |

**Self-tapping** 6.5mm with 8mm hexagonal head & rubberized sealing washer.  
*Pre drilled holes required*




\*Colour matching caps available

## COLOURED CAPS FOR FIXINGS

### PACK OF 10

| COLOUR         | PART  | PRICE |
|----------------|-------|-------|
| MERLIN GREY    | FCCMG | £0.49 |
| GOOSEWING GREY | FCCGG | £0.52 |
| OLIVE GREEN    | FCCOG | £0.53 |



For covering tops of an 8mm hex head fixing.

## BIG 6 PROFILE SHEET FIXINGS

Supplied for use with Big 6 Profile corrugated sheets & also any Fibre Cement sheets.

8mm hexagonal head and sealing washer  
6.5 x 130mm

### PACK OF 10

| PART | PRICE |
|------|-------|
| RF6  | £4.98 |



## ONDULINE/ONDUVILLA FIXINGS

### 73mm ONDULINE/ONDUVILLA NAILS

| COLOUR | 10 PACK |       | 400 BOX |        |
|--------|---------|-------|---------|--------|
|        | PART    | PRICE | PART    | PRICE  |
| BLACK  | ROBNBK  | £1.49 | ROBNBBK | £16.99 |
| GREEN  | ROBNGR  | £1.49 | ROBNBGR | £16.99 |
| RED    | ROBNRD  | £1.49 | ROBNBRD | £16.99 |



## CORRUGATED SHEET FIXINGS

### PACK OF 10

| USED WITH   | TYPE            | PART | PRICE |
|-------------|-----------------|------|-------|
| 1 ¼" SHEETS | PLATED STEEL    | RFM  | £0.33 |
| 3" SHEETS   | PLATED STEEL    | RFS  | £0.99 |
| 3" SHEETS   | STAINLESS STEEL | RFX  | £1.49 |

All supplied with washers


(Please note RFX fixings include Spacers)



## J BOLTS & WASHERS

### PACK OF 10 (BOLTS INCLUDE NUTS)

| DESCRIPTION      | SIZE      | PART   | PRICE |
|------------------|-----------|--------|-------|
| J HOOK BOLTS     | 60 x 6mm  | FJ60   | £1.99 |
| J HOOK BOLTS     | 80 x 6mm  | FJ80   | £2.25 |
| J HOOK BOLTS     | 100 x 6mm | FJ100  | £2.44 |
| J HOOK BOLTS     | 140 x 6mm | FJ140  | £2.75 |
| SCAFFOLD BOLTS   | 90 x 8mm  | FJS90  | £3.79 |
| SCAFFOLD BOLTS   | 150 x 8mm | FJS150 | £5.37 |
| PVC WASHER       | 28mm      | W28    | £0.96 |
| STD CAP (clear)  | 28mm      | WC28   | £0.78 |
| DEEP CAP (clear) | 28mm      | WDC28  | £0.99 |



## CORRUGATED SHEET FIXINGS

**NEW!**

## PREDATOR SAWS


## LEVELING & MEASURING



**UPVC**

For use with Plastic boards, trims, plastic pipes & Multiwall sheets.

| CUT  | PART   | PRICE |
|------|--------|-------|
| FINE | TPVPRE | £7.99 |



**UNIVERSAL**

For use with Timber planks, hardwood and MDF.

| CUT    | PART   | PRICE |
|--------|--------|-------|
| COARSE | TUNPRE | £8.49 |



**FIRST FIX**

For use with Rough sawn timber, garden posts & joists.


| CUT | PART   | PRICE |
|-----|--------|-------|
| MED | TFIPRE | £8.49 |



**SECOND FIX**

For use with Planed wood & skirting.

| CUT | PART   | PRICE |
|-----|--------|-------|
| MED | TSEPRE | £8.49 |



**PREDATOR X**

Cuts on both strokes & can be used with almost all wood and plastics except polycarbonate


| CUT | PART  | PRICE |
|-----|-------|-------|
| MED | TXPRE | £9.99 |




**SPIRIT LEVELS**

Made to last from aluminium with rubber stoppers.

| SIZE   | PART  | PRICE  |
|--------|-------|--------|
| 450mm  | TSL4  | £5.49  |
| 600mm  | TSL6  | £6.99  |
| 900mm  | TSL9  | £8.99  |
| 1200mm | TSL12 | £11.99 |
| 1800mm | TSL18 | £17.99 |



**POST LEVELS**

Accurate & easy to use.

| PART | PRICE |
|------|-------|
| TPS  | £2.46 |



**5M TAPE MEASURE**

Made from flexible steel.

| PART | PRICE |
|------|-------|
| TT5  | £1.49 |



## FITTERS FRIENDS

**CLAW HAMMER**

8 Oz hammer with fiberglass Shaft.

| PART | PRICE |
|------|-------|
| TH8  | £3.99 |



**FLAT PRY BAR**

Ideal for use on fascias

| PART | PRICE |
|------|-------|
| TFB  | £3.49 |



**600mm QUICK CLAMP**


Light weight & easy to use.

| PART | PRICE |
|------|-------|
| TQC6 | £7.45 |



**150mm JUNIOR HACKSAW**

| PART | PRICE |
|------|-------|
| TJH  | £0.99 |



**CLOSE QUARTER SAW**

Designed to use new or damaged hacksaw blades.

| PART | PRICE |
|------|-------|
| TTQH | £4.49 |



**RUBBER Mallet**

Made from WHITE rubber designed to leave no marks on coloured surfaces.

| PART | PRICE |
|------|-------|
| TMWH | £3.29 |



**CHISEL SET 5 piece**

Forged, bevel-edged chisels. Hardened, tempered and sharpened. Polypropylene handles. Sizes 6, 13, 19, 25 and 32mm. Supplied with blade guards

| PART | PRICE |
|------|-------|
| TC5  | £9.95 |



**HOLE CUTTERS & ARBOUR**

Ideal for use with our circular vent disks.

| ITEM         | PART   | PRICE  |
|--------------|--------|--------|
| ARBOUR       | THSA   | £4.95  |
| 70mm CUTTER  | THS70  | £7.99  |
| 114mm CUTTER | THS114 | £12.50 |




## GENERAL ACCESSORIES

### CHALK LINE SET 3pce

Includes Hi-Vis 16m chalk line, 115g of blue chalk in airtight container and a handy line level. For accurate line marking

| PART | PRICE |
|------|-------|
| TCLS | £3.99 |



### PACKERS

Each pack has 100 packers ranging in size from 1,2,3,5 & 6mm



| PART | PRICE |
|------|-------|
| TWP  | £5.99 |

### 5/16" NUT DRIVER

For use with Drill fast & Tap fix fixing range



| PART  | PRICE |
|-------|-------|
| TS516 | £1.99 |

### SDS MASONRY BITS

Sensibly priced 210mm long.



| SIZE  | PART   | PRICE |
|-------|--------|-------|
| 6mm   | TSDS6  | £1.49 |
| 6.5mm | TSDS65 | £1.55 |
| 8mm   | TSDS8  | £1.75 |
| 10mm  | TSDS10 | £1.99 |
| 12mm  | TSDS12 | £2.50 |

### PVC TRIM CUTTER

Comes with a Multi angled base 45-90 degree & Cushion grip handles for extra comfort & safety.



| PART  | PRICE  |
|-------|--------|
| TPVCC | £19.95 |

### RIVET GUN

For use with 2.4, 3.2,4.0 & 4.8mm



| PART | PRICE |
|------|-------|
| THRG | £4.99 |

### DOME HEAD RIVETS

Pack of 100 4.8 x 12mm



| PART   | PRICE |
|--------|-------|
| TR4812 | £1.99 |

### RUBBLE SACKS

Supplied in packs of 10, these are tear resistant and fully reusable.



| PART | PRICE |
|------|-------|
| TRS  | £3.99 |

### TARPAULINS

Long lasting, Water tight & tear resistant.



| SIZE     | PART | PRICE  |
|----------|------|--------|
| 3 x 3.6M | TTP3 | £5.40  |
| 6 x 3.6M | TTP6 | £11.99 |

### DUST SHEETS

100% Cotton

Ideal for covering carpets furniture and all general areas of work.



| SIZE       | PART | PRICE |
|------------|------|-------|
| 3.5 x 2.6M | TDS  | £9.99 |

### CARGO LASHES

750kg rated, weather-resistant straps quick release



| DESC   | PART  | PRICE  |
|--------|-------|--------|
| SINGLE | TCL9  | £4.49  |
| 4 PACK | TCLS9 | £15.99 |

### DOUBLE SIDED TAPE



| SIZE       | PART  | PRICE |
|------------|-------|-------|
| 25mm x 35M | TDT25 | £4.49 |

Powerful bond, for internal or external use.

### FOAM DOUBLE SIDED TAPE



| SIZE       | PART   | PRICE |
|------------|--------|-------|
| 10mm x 50M | TDST50 | £6.39 |

As used by traders. Ideal for sticking trims and an essential for window fitters.

### DUCT TAPE



| SIZE       | PART  | PRICE |
|------------|-------|-------|
| 50mm x 50M | TGT50 | £4.79 |

Tough, durable, with high Quality adhesive.

### STRAPPING TAPE



| SIZE       | PART  | PRICE |
|------------|-------|-------|
| 50mm x 25M | TST50 | £3.99 |

Clear & Strong, ideal for securing bundles & sheets.

### BUILDERS TAPE



| SIZE       | PART  | PRICE |
|------------|-------|-------|
| 50mm x 33M | TBT50 | £2.89 |

PVC Tape ideal jointing PVC and polythene sheets and membranes.

### MASKING TAPES



| SIZE       | PART  | PRICE |
|------------|-------|-------|
| 25mm x 50M | TMT25 | £1.39 |

| SIZE       | PART  | PRICE |
|------------|-------|-------|
| 50mm x 50M | TMT50 | £2.29 |

General purpose trade quality tape for masking.

## TERMS & CONDITIONS

**In these terms and conditions** – "C & A Building Plastics" means, C & A Supplies Ltd and any other connected organisation that supplies the goods ordered by you and any successor to its business; "We and Us" means C & A Supplies Ltd either alone or together with you, as the context requires; "Working day" means every day of the year except weekends, and English statutory and public holidays; "You" means the person ordering goods subject to these terms and conditions.

C & A Supplies Ltd  
Courteney Road  
Gillingham  
Kent ME8 0EZ

Registered in England under no 3895992  
VAT Registration no. GB 248096048

To contact us by telephone, please ring 01634 374444

### Please see the website for

- > Trade counters opening times
- > Updated Terms and Conditions
- > Delivery Information

You can always contact us using the Contact Us Form online or emailing [cs@cabp.co.uk](mailto:cs@cabp.co.uk).

**Privacy** - C & A Supplies Ltd are committed to protecting your privacy, we will only use your information lawfully in accordance with the data protection act 1998. The information we collect about you enables us to service your needs, but in order to do so we may pass your contact details on to a third party for delivery purposes, and by placing an order with us you are consenting to this.

**Your Order**—You will have an opportunity to check and correct any errors on your order up until the point at which you submit and pay for your order. All orders made by you through [cabp.co.uk](http://cabp.co.uk) are subject to acceptance by us. We may choose not to accept your order for any reason and will not be liable to you or to anyone else in those circumstances. After submitting an order to us we will send you an order acknowledgement email with your order number and details of the goods that you have ordered. Please note this email is an acknowledgement and is not an acceptance of your order. Stock availability information is not available on [cabp.co.uk](http://cabp.co.uk). If you order goods which are not available from stock, we will contact you by email or by telephone to discuss how you wish to proceed. You will have the option to wait until the goods are available from stock or cancel your order in accordance with our returns policy. Unless we have notified

you that we do not accept your order or you have cancelled it in accordance with our returns policy, we accept your order 7 days after the date of order or when the goods are delivered, whichever is earlier.

**Liability** – We shall not be liable to you where performance of any of our obligations to you is prevented, frustrated or impeded by reason of acts of God, war and other hostilities, civil commotion, strikes, accident, lock outs, trade disputes, acts or restraints of Government, imposition or restrictions of imports or exports or any other cause not within the reasonable control of C & A Supplies Ltd. If any part of these Terms and Conditions is found to be unenforceable as a matter of law, all other parts of these Terms and Conditions shall not be affected and shall remain in force. All sizes quoted are approximate. Where C & A Supplies Ltd agrees to provide a specifically designed plan, the Customer agrees to check the accuracy and suitability of the plan. C & A Supplies Ltd cannot advise on planning permission or building regulation issues. Asbestos may be found in some older properties. If you have any concerns about the presence of asbestos you should seek advice from a licensed asbestos company. The Customer is responsible for obtaining all necessary planning permission and local authority consents and permissions for any work to be carried out. Any plan drawn by C & A Supplies Ltd is, and remains, its property and may not be reproduced in whole or in part without its previous written consent. To the extent permitted by law, C & A Supplies Ltd accepts no liability for any loss, damage or injury arising as a consequence of the advice provided.

**Law** - These Terms and Conditions and any contract between us shall be governed by and construed in accordance with English law and the English Courts shall have jurisdiction over any disputes.

**Prices** – The prices of the product are clearly shown with and without VAT online and without VAT in our catalogue. Prices do not include delivery charges. On occasion, the prices payable in respect of goods advertised on [cabp.co.uk](http://cabp.co.uk) may differ from those prices payable at the same time in C & A Supplies Ltd branches. We are under no obligation to honour any [cabp.co.uk](http://cabp.co.uk) prices in the event that they differ from those in branch. Similarly, we are under no obligation to honour in-branch prices in the event that they differ from those on [cabp.co.uk](http://cabp.co.uk). Prices that are reduced for sales and promotions are only valid for the specified period and that branch offering those items. We reserve the right to adjust prices, offers, goods and specifications of goods on [cabp.co.uk](http://cabp.co.uk) at our discretion at any time before (but not after) we accept your order. Although we endeavour to ensure that all pricing information on [cabp.co.uk](http://cabp.co.uk) is accurate, occasionally an error may

occur and goods may be mispriced. If we discover a pricing error we will, at our discretion, either contact you or ask you whether you wish to continue with the order at the correct price or notify you that we have cancelled your order. We will not be obliged to supply goods at the incorrect price.

**Discounts** – May be withdrawn at any time and are subject to change and are given at C & A Supplies Ltd.'s discretion.

**Product availability** - C&A reserves the right to alter published prices and specifications and withdraw products and services without notice. We will not be held responsible for any costs incurred by a customer when a price, specification, product or service is withdrawn. Where a customer has placed an order based on an obsolete price, specification or service, C&A will inform the customer and wait for further instruction. If payment has already been made for such goods or service, the customer shall be entitled to a full refund for all items that are not then required.

**Property** – Property of the goods shall not pass to the customer until payment is made in full. If the customer defaults in punctual payment of any sum due we shall be entitled to repossess any goods that remain our property.

**Payment** - The total cost of your order is the price of the goods and delivery charges as set out in our delivery information. Payment can be made by most major credit or debit cards, PayPal, bank transfer or cash. You must confirm that the credit/debit card being used is yours, all credit/debit card holders are subject to validation checks and authorisation by the card issuer. If the issuer of your card refuses to authorise payment we will not accept your order and we will not be liable for any delay or non-delivery and we are not obliged to inform you of the reason for the refusal. We are not responsible for your card issuer or bank charging you as a result of our processing of your credit/ debit card payment in accordance with your order. PayPal payment orders will only be accepted for orders that are for delivery and are subject to PayPal's confirmation of funds. This can in some circumstances take several days. Bank transfers are manually checked and verified, and although you can have instant transfers this does not mean that we are able to instantly check and validate the payment. This process can take a few minutes or a couple of days and no agent should be sent to collect an order until after you receive your order acknowledgment. Cash will be checked to verify its legitimacy and legality, cash will not be accepted if it is not legal tender or if we have any suspicion as to its legitimacy.

# TERMS & CONDITIONS

## CONTINUED FROM PAGE 90

**Colour** – Due to batch production C&A cannot guarantee a colour match between materials ordered and supplied on separate orders or products of different dimensions.

**Fitness of goods** - No goods are sold as fit for any particular purpose. All hints, tips and work practice advice published by C&A in its catalogue, web site and advertising are given without detailed knowledge of the customer's application and cannot be relied upon. Customers must satisfy themselves that materials ordered meet the building regulations and codes relevant to the purpose for the intended use.

**Faulty Products** – If the product you purchase is faulty we may offer a repair, exchange or refund as appropriate in accordance with your consumer rights. Please call us on 0845 165 165 8 or emailing [cs@cabp.co.uk](mailto:cs@cabp.co.uk)

**Delivery** - The products that C & A deliver are often large in dimension, and so careful routing of specialist vehicles is often undertaken to perform the deliveries. This often means that accurate dates are not available at the time of placing the order and often an estimated timeframe is given. It is suggested that in extreme circumstances you allow up to 30 days. For this reason, delivery time is not considered of essence of the contract unless specifically set out in writing with special delivery charges and acceptance. C & A will do all that it reasonably can to meet the date given for delivery. In the case of unforeseen circumstances beyond the reasonable control of C & A, we cannot be held responsible. In such circumstances C & A will contact the Customer and agree an alternative date. The Customer will also do all that he/she reasonably can to enable the delivery to take place on the given date. In the case of unforeseen circumstances beyond the reasonable control of the Customer they must contact C & A and agree an alternative date. The delivery service is for delivery to the sites kerb side only, C & A are not responsible for placement into gardens, and building sites etc. and the customer should ensure that suitable labour is provided for this at the time of delivery. As soon as C & A has delivered the goods, the Customer will be responsible for their safekeeping and C & A will not be responsible for any damage or fault arising from incorrect storage. If the Customer delays a delivery, C & A's responsibility for everything other than damage due to its negligence will end on the date C & A agreed to deliver the order as set out in the contract. Ownership of the goods shall remain with C & A and shall not pass to the Customer until the agreed price for them, together with all other sums due from the Customer to C & A, have been paid in full.

**Damaged or missing items collected** - It is the customer's

responsibility when collecting goods from our premises to check they have all the items ordered and that they are in good condition. C&A cannot accept responsibility for damage or shortages once collected goods have left our premises. Where a customer has arranged for a third party to collect goods on their behalf, the same conditions apply as it is your responsibility that your agent undertakes this.

**Damaged or missing items delivered** - You must contact us within 72 hours with details of the damage, we may ask you to send photos to better understand which items are damaged. Notification after this time will result in claims being rejected. Deliveries by our own transport must be checked with our driver at the time of delivery and any damage must be clearly noted on the paperwork before you sign. Deliveries by carrier that have arrived damaged should not be accepted unless the carrier accepts the damage and can provide written confirmation to that effect. Signing "unchecked" or similar is agreeing to accept the delivery damaged or otherwise. C&A will not be liable for any costs or compensation for missing or incorrectly delivered items.

**Returns Policy** - C & A Building Plastics are proud of the products we supply and want our customers to be happy with the products they purchase. To this end we offer a 14 calendar day returns period where we will accept return of our standard products that are in resalable condition, even if it's just because you would prefer a different colour, you can return to either branch. This is for standard products and excludes nonstandard products that are customised to your requirements; for examples domes are manufactured to your requirements from specific specification criteria and so are custom made to your requirements. The entire product that you purchased must be returned, we cannot accept a component of the product on its own. Simply contact us within 14 days and inform us in writing that you wish to return the product and then return the item with a copy of your acknowledgment / invoice that includes the products being returned within 30 days from your request to return. Upon return we will inspect the items to ensure they are in acceptable condition. Those that are damaged, dirty or otherwise deemed to be in an unsalable condition will not be accepted for refund. If the returned items are part of an order with multiple items on it and not all items are returned then the delivery charge will not be refunded as it will be associated with the items not returned. If the entire order is returned then the standard delivery charge that would be applicable to the items will be refunded. The additional value for premium service will not be refunded for example express services. It is your responsibility to return the items to us, you are responsible for their safe transit and the costs incurred in their transportation. If you are returning the product to a branch we must be notified which branch this is when you notify us in writing.

If you are unable to return the items yourself, we can arrange for the return transportation. Due to the various different products we supply and their varying degrees of difficulty in transportation we are unable to give the exact costs here for the products return, however we will estimate these costs at the time of applying for the return of the items and these do not normally exceed £100. Delivery charges are normally subsidised by the products and do not reflect the true economic costs involved in their dispatch, to this extent, the cost of return deliveries are therefore not subsidised and can be higher than those charged for dispatch. Goods can only be collected from the site at which we made delivery. We will attempt to make the collection within 30 days from the agreement. The driver is not responsible for checking the condition of the materials. Checking the returned materials takes place when received back at the depot and their condition is assessed. If your order qualified for a bulk discount then it is deemed that all the items within this order were discounted proportionally to achieve this discount, your returned item will be refunded at the value that you paid for them. For example an order of £750 with a bulk discount of 10% has a product returned of the value of £100 list price, proportionally this item was discounted by £10 to achieve the bulk discount and so the price paid for the item was in fact £90. Refunds are made in the same format as the payment was made unless otherwise specifically agreed and will be made within 14 days of receiving the returned items.

**Legislation** - These terms and conditions are in accordance with current business and consumer legislation and do not affect your statutory rights, you can find more from the Citizen's Advice Bureau on the following link: [http://www.adviceguide.org.uk/england/consumer\\_e.htm](http://www.adviceguide.org.uk/england/consumer_e.htm)

### Please see the website for

- > Trade counters opening times
- > Updated Terms and Conditions
- > Delivery Information

<https://www.cabp.co.uk/>

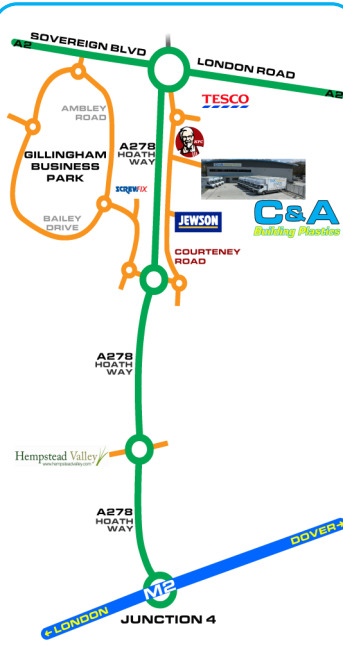
YOUR CONSUMER RIGHTS ARE NOT AFFECTED FOR further information please see the following website pages. <http://www.tradingstandards.gov.uk/>

**A larger print version is available on our website**

<https://www.cabp.co.uk/Terms-And-Conditions.htm>

**Alternatively we can email or print a copy for you**





**GILLINGHAM BRANCH**  
 Courteney Road  
 Gillingham  
 ME8 0EZ

Tel: 01634 37 44 44  
 Fax: 01634 36 66 44



**LONDON BRANCH**  
 Bidder Street  
 Canning Town  
 E16 4ST

Tel: 0207 474 0474  
 Fax: 0207 474 5055

**ONLINE:** [www.cabp.co.uk](http://www.cabp.co.uk)  
**POST:** Send to either branch

## OUR DELIVERY SERVICE

The sheer size of many of the products dictates that special care with handling and transportation is required. For these, C & A deliver most products directly to the customer using our custom-built vehicles operated by our own employees. The route planning for these vehicles is dependent on the areas from which new orders are received and is calculated on a daily basis, but we aim to visit all areas of the UK at least once every 10 working days. Please note that whilst we try to maintain a 10 day rota, there are many factors beyond our control that prevent us offering any guarantee of any delivery dates



(Floods, Snow, Road Closures etc) We will always try our best to make every delivery but should we ever have to abort then we will always contact you. When your order has been dispatched we will send an email and a text message. Please note this message is only to advise you that your order is on its way. We always ring the customers the day before delivery, this is normally the driver and they will provide you with an expected delivery time scale. If there are any unforeseen delays whilst on route we will contact you with an update.

**SMALL ITEMS**—Orders for small items will normally be sent by carrier or post as this maybe the fastest method of delivery, customers will need to sign for these deliveries. Customers with very specific build dates are advised to order at least 28 days in advance and should be prepared to store the materials on site. Urgent orders can sometimes be sent by carrier on a next day delivery service but you will need to contact us directly to ascertain the feasibility of the products you require and the cost of doing so.

**DIRECT TO CUSTOMER**— Some products are delivered “Direct-To-Customer” as they are shipped from the manufacturer. These deliveries are normally an AM or PM delivery time and date and we will always advise the customer of this as soon as we have the information. This is normally the day before the delivery.

**SPECIAL / URGENT GOODS**— It may be possible to load special or urgent deliveries onto a C & A vehicle that is scheduled to cover a different area or arrange for another driver to make the special delivery. Customers wishing to enquire about Special / Urgent delivery should contact us for availability and cost, but should bear in mind that vehicle running costs are £275 a day and our delivery schedules deal with a volume of customers all over the UK, therefore we cannot delay a vehicle that already has a full load of orders and which is ready to depart. For both C&A transportation and carrier, remote areas of the UK may incur a higher delivery cost than those listed, in which case the customer will be advised of the delivery cost before order acceptance.



# STANDARD DELIVERY CHARGES

## White & Grey Zones

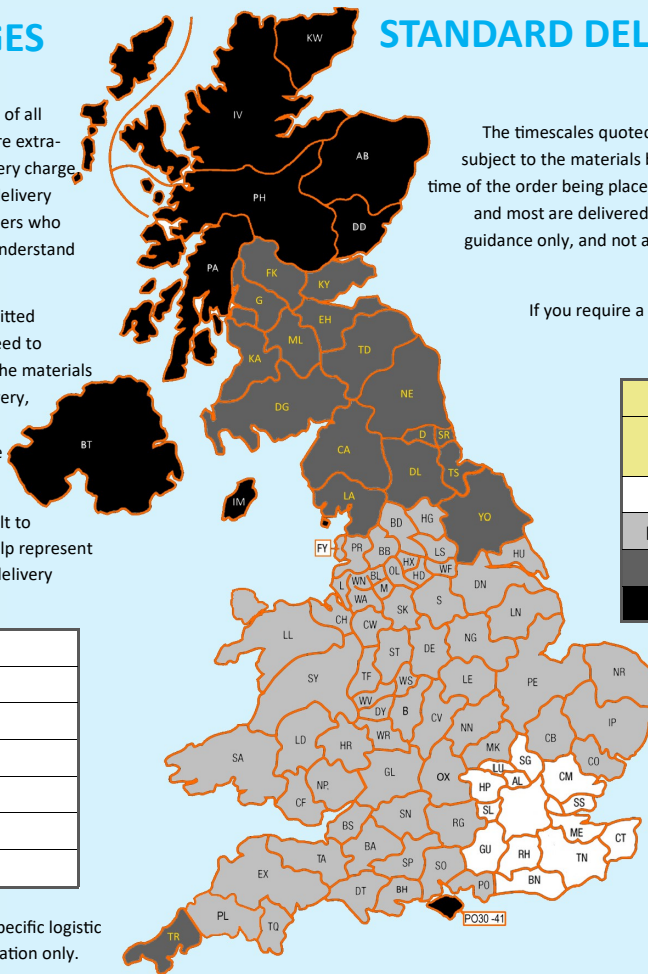
Here at C & A Building Plastics we supply a wide range of materials of all different shapes and sizes, many of which are very large and require extra-large vehicles for the transportation. We only charge one set delivery charge regardless to the quantity or mix of materials ordered, and these delivery charges often do not cover the cost involved. We welcome customers who wish to organise their own transport to collect materials; but we understand this is not possible for everyone and so offer this delivery service.

These charges are for deliver to the site kerb side, or nearest permitted available parking position, on our standard delivery service (you need to ensure that suitable labour is available on site for the handling of the materials purchased.). Additional service are available such as two man delivery, express delivery, specific date delivery, but these are subject to availability and are by quotation only, if you are interested in these services you should call 01634 374444 for a quote.

With the wide variety of products, some materials are more difficult to transport than others; so we have colour coded the products to help represent this and charge different delivery prices accordingly. Below is our delivery charge table detailing the standard delivery prices:

| DELIVERY CHARGE GRID for Standard Delivery |           |        |
|--|-----------|--------|
| Product Colour Code:                       |           | Price: |
| S  | GREEN     | £4.95  |
| M  | TURQUOISE | £9.95  |
| M/L  | YELLOW    | £19.95 |
| L  | PURPLE    | £24.95 |
| X/L  | BROWN     | £39.95 |

**Black Zones:** Due to the locations of these zones and the specific logistic issues they represent, delivery charges and timescales are by quotation only. Please call us on 01634 374444 for a personalised quote.



# STANDARD DELIVERY TIMESCALES

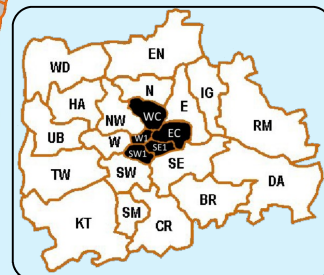
## White & Grey Zones

The timescales quoted here are for our standard delivery and are subject to the materials being in stock at the delivering depot at the time of the order being placed. These are what 95% are delivered within and most are delivered within only a few days. They are meant for guidance only, and not as a guarantee, you will be notified they day before delivery takes place.

If you require a specific date delivery you should call us on: 01634 374444 for a quote.

| STANDARD DELIVERY TIMESCALE |                       |
|-----------------------------|-----------------------|
| Postcode                    | Working days normally |
| WHITE                       | 5                     |
| LIGHT GREY                  | 10                    |
| DARK GREY                   | 15                    |
| BLACK                       | BY QUOTATION          |

## LONDON & SURROUNDING





## HOW TO ORDER

> ONLINE – Go to [www.cabp.co.uk](http://www.cabp.co.uk)

Our Online Shop is open all day, everyday, 365 days of the year. You will find all our products listed online, plus any special offers we currently have running. With our fast and secure servers you can be confident that all of your information is securely encrypted. Our automated shopping cart calculates your bulk order discounts for you so getting quotes and placing orders are fast and easy.

> BY PHONE – Call 0845 165 165 8 - 01634 374444 - 0207 474 0474

Our sales team are on hand to provide advice on materials and to put together quotes and orders for you based on your requirements. With payment by card, orders will be processed immediately with a detailed Order Acknowledgement sent immediately for confirmation. For cheque payment, your order will be prepared and processed as soon as the cheque has cleared. **By phone our sales team are available 7:30am – 4:40pm Mon – Fri, 8.30am – 12 noon Saturdays.**

> BY POST – C & A Building Plastics, Courteney Road Gillingham Kent ME8 0EZ or Bidder Street, 4ST

Use the Order Form at the back of this catalogue should you wish to order by post. If ordering on your own stationery, please list your requirements in the following order; PRODUCT/ PART No/ UNIT PRICE /QUANTITY/ TOTAL COST. Total the cost of your materials, subtract any bulk order discount applicable, add the delivery cost, and then add VAT. Send your order with payment in full by cheque, made out to *C&A Supplies Ltd*.

> BY FAX – Fax 0845 165 165 9 - 01634 366644 - 0207 474 5055

Please see the “By Post” section for details of how to list your requirements and calculate costs and discounts. Where payment is made by card, orders will be processed immediately. Where payment is made by cheque, the order will be prepared and processed as soon as payment is received.

> OVER THE SALES COUNTER— See website for branch opening times [www.cabp.co.uk](http://www.cabp.co.uk)

Cash and card payments are accepted we do not accept cheques for trade counter orders. **PLEASE NOTE:** Payment over the phone for collection and cash on delivery facilities are NOT available. Ledger accounts will be considered for regular customers.



## DISCOUNTS

If you are working on any form of building project then you want to save as much money as you can. At **C&A** we recognise that money does not grow on trees and to keep costs as low as possible we have a simple discount structure that gives generous discounts based on your order value.

Goods Value  
DISCOUNT

Excluding VAT

Over **£1000.00** **10%**

*example :- £1000 nett will get  
£100 discount*

## TRANSPORT & STORAGE

All plastic building materials should be kept flat during transport and storage. If stacked, materials must then be covered with a light-proof sheet to prevent direct sunlight overheating the interior of the stack, with all products flat and level without excessive weight on the bottom layers.

### Invoice Address

Name \_\_\_\_\_

Address \_\_\_\_\_

Post Code \_\_\_\_\_

Telephone Number \_\_\_\_\_

Mobile Number \_\_\_\_\_ (At least one number is required)

| ITEM DESCRIPTION               | PART NUMBER | PRICE EACH | QUANTITY | LINE TOTAL |
|--------------------------------|-------------|------------|----------|------------|
| EXAMPLE 4M Square White Gutter | GS4WH       | 4.99       | 2        | 9.98       |
|                                |             |            |          |            |
|                                |             |            |          |            |
|                                |             |            |          |            |
|                                |             |            |          |            |
|                                |             |            |          |            |
|                                |             |            |          |            |
|                                |             |            |          |            |
|                                |             |            |          |            |
|                                |             |            |          |            |
|                                |             |            |          |            |
|                                |             |            |          |            |
|                                |             |            |          |            |
|                                |             |            |          |            |
|                                |             |            |          |            |
|                                |             |            |          |            |
|                                |             |            |          |            |
|                                |             |            |          |            |
|                                |             |            |          |            |
|                                |             |            |          |            |
|                                |             |            |          |            |



|                          |       |
|--------------------------|-------|
| Total Goods Value        | _____ |
| Less Bulk Order Discount | _____ |
| Total                    | _____ |
| (see page 93) Delivery   | _____ |
| Total                    | _____ |
| Add VAT @ 20%            | _____ |
| Total                    | _____ |

### Delivery Address

Name \_\_\_\_\_

Address \_\_\_\_\_

Post Code \_\_\_\_\_

Telephone Number \_\_\_\_\_

Mobile Number \_\_\_\_\_ (At least one number is required)

### Additional Information/ Delivery Instructions

If your address does not have a house number or is hard to find then please provide us with additional information that will assist our drivers in making the delivery. If we are unable to contact you or our driver cannot locate the delivery address then we may abort the delivery and have to reschedule it for a later date.

\_\_\_\_\_  
 \_\_\_\_\_  
 \_\_\_\_\_

### DELIVERY CHARGES

Delivery is charged on all orders and is calculated using two pieces of information.

- 1) The physical size of the item
- 2) The area/zone it is being delivered to

You are only charged for the largest item on your order and not separately for each item.

For full details please see page 93

### BULK ORDER DISCOUNTS

**Good Value Exl VAT DISCOUNT**

**£1000.00 and above 10%**

*example :- £1000 nett will get £100 discount*

The following credit & debit cards are accepted



- Cash     Cheque     Credit Card

Please provide a contact number if paying by credit card \_\_\_\_\_

# **C&A Building Plastics** FEATURED PRODUCTS!



**Flat Roof Solutions**

**ROOF DOMES &  
RUBBER ROOFING**

**SEE PAGE 78-80**



**Shave for  
FREE**

**Builders  
Blades**

**Claim Your Free  
Builders Blades**

**SEE WEBSITE**



**ARTIFICIAL  
GRASS**

**SEE PAGE 77**

**Gillingham Depot: 01634 37 44 44    London Depot: 0207 474 0474**



**... NATIONWIDE DELIVERY SERVICE ...**

**Delivering service & quality across the UK**

