

# Connect Electric



## Surface



The screen fabric has a matt white surface which provides a 180° viewing angle.

## Available Formats



Nordic Format, height > width, with extra height that gives additional flexibility. No black borders.



The screen format is 1:1. No black borders.



The screen has 5 cm wide black borders. The format of the viewing area is 4:3.



The screen has 5 cm wide black borders. The format of the viewing area is 16:9.

## Control Options

### Installation



5m cable. Needs to be installed by electrician.

### Switch



The screen is operated by a 3-positions in-line switch.

### Remote Control



The screen is operated by a 3-positions IR remote control.

### AutoLink



The screen goes automatically down/up when turning the projector on/off.

## Plug options



Motorized screens, except Installation version, are delivered with either Euro plug or UK plug (both grounded).

## Motor Specifications

Voltage: 220 V  
 Power: 85 W  
 Frequency: 50 Hz  
 Speed: 28 rpm  
 Momentum: 6Nm  
 Protection: IP44  
 The motor is grounded

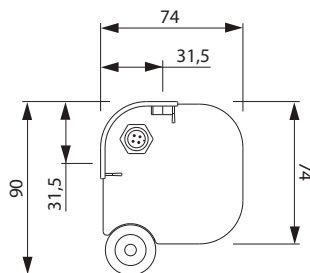
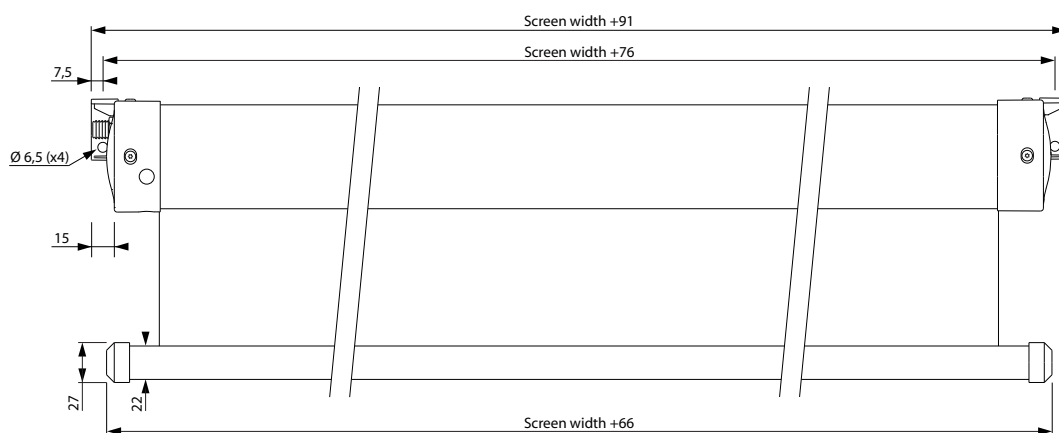
## Cable Specifications

Thickness: Ø 7 mm  
 Cable area: 4x0,34mm<sup>2</sup>, motor to control  
 3x0,34mm<sup>2</sup>, control to plug

Wires: Black - Up  
 Brown - Down  
 Blue - Neutral  
 Green/Yellow - Ground

Connect Electric is a basic compact screen which is very easy to install. The case is made of steel and painted white. It can be mounted either on the wall or in the ceiling and is attached to the wall/ceiling with one screw at each end of the case. The screen can be operated by an in-line switch, an IR remote control or automatically by an AutoLink connected to the projector. For system installations it's also available with cable only. All control options are easily connected to the screen via the universal connector on the screens left side.

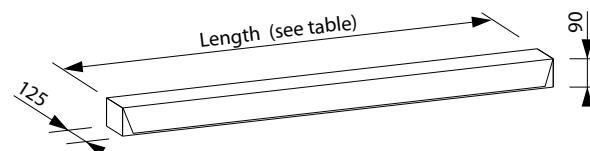
## Screen Dimensions



### Example – Connect Electric Dimensions

Model: CEL180  
 Screen width: 1800mm  
 Total width: 1800mm + 91mm = 1891mm  
 Width between mounting holes:  
 1800mm + 76mm = 1876mm  
 Bar width: 1800mm + 66mm = 1866mm

## Packaging Dimensions



Screen width	Box length
1250	1690
1400 & 1500	1890
1600 & 1800	2190
2000 & 2200	2590
2400	2590

All dimensions in this document are in mm

Document PDSCEL ver 1.0, page 1 of 2



Bjurab Sweden AB  
 Kristinebergsvägen 22  
 SE-302 41 Halmstad  
 Sweden

Tel: +46 – 35 – 144290  
 Fax: +46 – 35 – 144291  
 Email: info@bjurab.se  
 Web: www.bjurab.se



## Switch

Enclosed with all screens, except installation-version.

Dimensions – 70 x 23 x 34  
Weight – 0.32kg



## Remote Control

Art.no euro plug: 210695  
Delivered separately UK plug: 210695-UK

Communication – Infrared  
Batteries handcontrol – 2pcs 1,5 volt AAA, included  
Dim. & weights – Handcontrol: 162 x 50 x 28 (0.085kg)  
Receiver: 120 x 72 x 35 (0.42kg)  
Package: 240 x 160 x 80  
Weight all together – 0.64kg

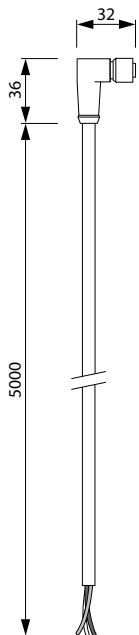


## AutoLink

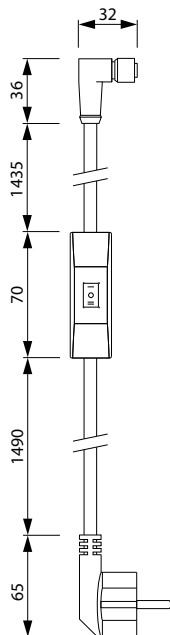
Art.no euro plug: 210700  
Delivered separately UK plug: 210700-UK

Communication – Infrared  
Dim. & weights – Receiver: 120 x 72 x 35 (0.42kg)  
Transmitter: 103 x 57 x 36 (0.26kg)  
Package: 240 x 160 x 80  
Weight all together – 0.87kg

## Installation

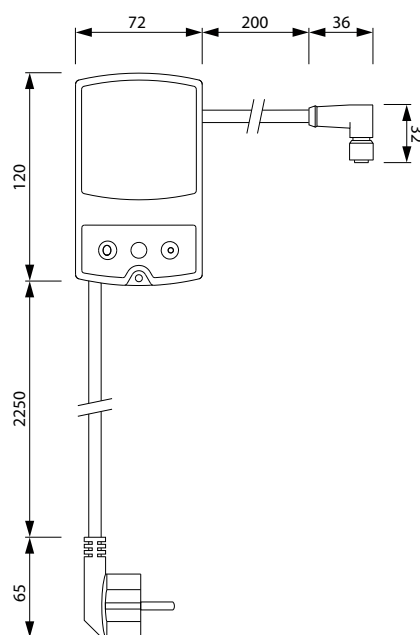


## Switch



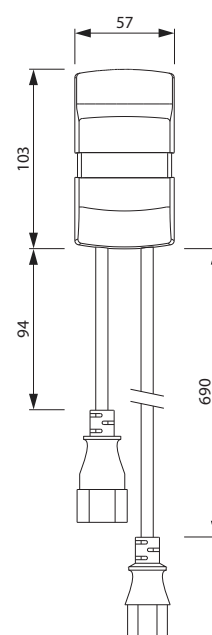
## Receiver

part of Remote Control as well as AutoLink



## Transmitter

part of AutoLink



## Article Numbers for Connect Electric

### Nordic Format, H > W

ART. NO	SCREEN SIZE WIDTH x HEIGHT	WT. KG
CEL1420	1400 x 2000	7.0
CEL1520	1500 x 2000	7.2
CEL1620	1600 x 2000	7.5
CEL1820	1800 x 2000	8.4

### Square Format, 1 : 1

ART. NO	SCREEN SIZE WIDTH x HEIGHT	WT. KG
CEL125	1250 x 1250	6.0
CEL150	1500 x 1500	6.9
CEL180	1800 x 1800	8.3
CEL200	2000 x 2000	9.9
CEL220	2200 x 2200	10.5
CEL240	2400 x 2400	11.8

### Video Format, 4 : 3

ART. NO	SCREEN SIZE WIDTH x HEIGHT	VIEW. AREA WIDTH x HEIGHT	WT. KG
CEL1617-V	1600 x 1650	1500 x 1125	7.9
CEL1817-V	1800 x 1650	1700 x 1275	8.8
CEL2017-V	2000 x 1650	1900 x 1425	9.5
CEL2217-V	2200 x 1650	2100 x 1575	10.6
CEL2417-V	2400 x 1800	2300 x 1725	11.1

### Wide Format, 16 : 9

ART. NO	SCREEN SIZE WIDTH x HEIGHT	VIEW. AREA WIDTH x HEIGHT	WT. KG
CEL1617-W	1600 x 1650	1500 x 845	7.9
CEL1817-W	1800 x 1650	1700 x 955	8.8
CEL2017-W	2000 x 1650	1900 x 1070	9.5
CEL2217-W	2200 x 1650	2100 x 1180	10.6
CEL2417-W	2400 x 1650	2300 x 1295	11.1

All weights are gross (total weight including packaging, brackets etc.).

The first part of the article number indicates the control option; CEL = Switch, CELF = Remote Control, CELA = AutoLink and CELI = Installation.

Euro plug is supplied as standard. For UK plug add -UK at the end of the article number. Example: An 1817-V with Remote Control and UK plug = CELF1817-V-UK

## Accessories

### ARTICLE NO

485030	30 cm brackets, pair
485050	50 cm brackets, pair
485075	75 cm brackets, pair

### ARTICLE NO

210603	Switch, 2-positions
210660	RF-control, 3-positions, euro plug
210660-UK	RF-control, 3-positions, UK plug

### ARTICLE NO

210604	Keypress, 3-positions
400300	Screen Cleaning Spray, 250 ml

All dimensions in this document are in mm.

Document PDSCEL ver 1.0, page 2 of 2



Bjurab Sweden AB  
Kristinebergsvägen 22  
SE-302 41 Halmstad  
Sweden

Tel: +46 – 35 – 144290  
Fax: +46 – 35 – 144291

Email: info@bjurab.se  
Web: www.bjurab.se