

Connect Electric



Surface



The screen fabric has a matt white surface which provides a 180° viewing angle.

Available Formats



Nordic Format, height > width, with extra height that gives additional flexibility. No black borders.



The screen format is 1:1. No black borders.



The screen has 5 cm wide black borders. The format of the viewing area is 4:3.



The screen has 5 cm wide black borders. The format of the viewing area is 16:9.

Control Options

Installation



5m cable. Needs to be installed by electrician.

Switch



The screen is operated by a 3-positions in-line switch.

Remote Control



The screen is operated by a 3-positions IR remote control.

AutoLink



The screen goes automatically down/up when turning the projector on/off.

Plug options



Motorized screens, except Installation version, are delivered with either Euro plug or UK plug (both grounded).

Motor Specifications

Voltage: 220 V
 Power: 85 W
 Frequency: 50 Hz
 Speed: 28 rpm
 Momentum: 6Nm
 Protection: IP44
 The motor is grounded

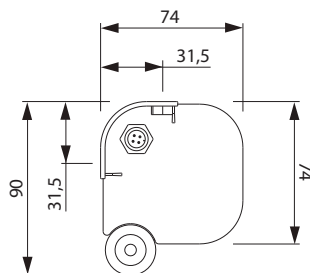
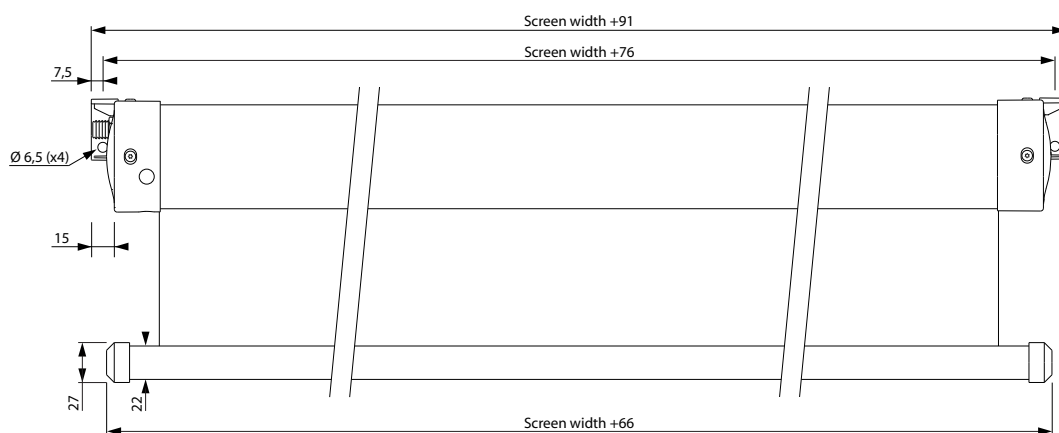
Cable Specifications

Thickness: Ø 7 mm
 Cable area: 4x0,34mm², motor to control
 3x0,34mm², control to plug

Wires: Black - Up
 Brown - Down
 Blue - Neutral
 Green/Yellow - Ground

Connect Electric is a basic compact screen which is very easy to install. The case is made of steel and painted white. It can be mounted either on the wall or in the ceiling and is attached to the wall/ceiling with one screw at each end of the case. The screen can be operated by an in-line switch, an IR remote control or automatically by an AutoLink connected to the projector. For system installations it's also available with cable only. All control options are easily connected to the screen via the universal connector on the screens left side.

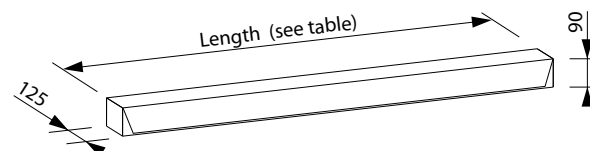
Screen Dimensions



Example – Connect Electric Dimensions

Model: CEL180
 Screen width: 1800mm
 Total width: 1800mm + 91mm = 1891mm
 Width between mounting holes:
 1800mm + 76mm = 1876mm
 Bar width: 1800mm + 66mm = 1866mm

Packaging Dimensions



Screen width	Box length
1250	1690
1400 & 1500	1890
1600 & 1800	2190
2000 & 2200	2590
2400	2590

All dimensions in this document are in mm

Document PDSCEL ver 1.0, page 1 of 2



Bjurab Sweden AB
 Kristinebergsvägen 22
 SE-302 41 Halmstad
 Sweden

Tel: +46 – 35 – 144290
 Fax: +46 – 35 – 144291
 Email: info@bjurab.se
 Web: www.bjurab.se



Switch

Enclosed with all screens, except installation-version.

Dimensions – 70 x 23 x 34
Weight – 0.32kg



Remote Control

Art.no euro plug: 210695
Delivered separately UK plug: 210695-UK

Communication – Infrared
Batteries handcontrol – 2pcs 1,5 volt AAA, included
Dim. & weights – Handcontrol: 162 x 50 x 28 (0.085kg)
Receiver: 120 x 72 x 35 (0.42kg)
Package: 240 x 160 x 80
Weight all together – 0.64kg



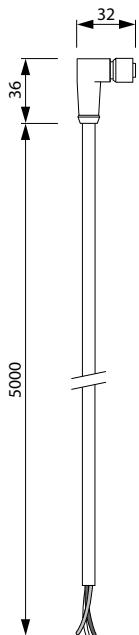
AutoLink

Art.no euro plug: 210700
Delivered separately UK plug: 210700-UK

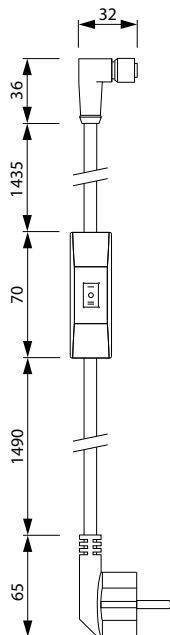
Communication – Infrared
Dim. & weights – Receiver: 120 x 72 x 35 (0.42kg)
Transmitter: 103 x 57 x 36 (0.26kg)
Package: 240 x 160 x 80

Weight all together – 0.87kg

Installation

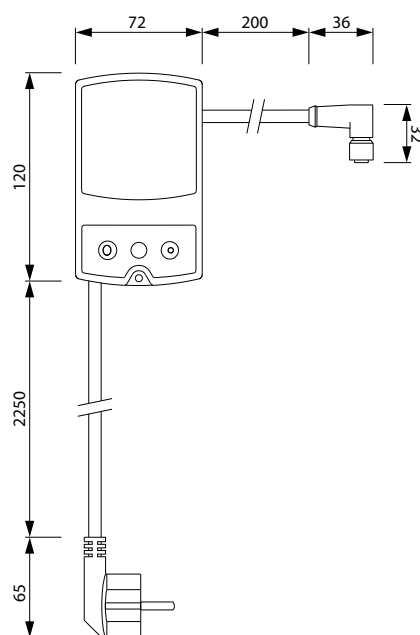


Switch



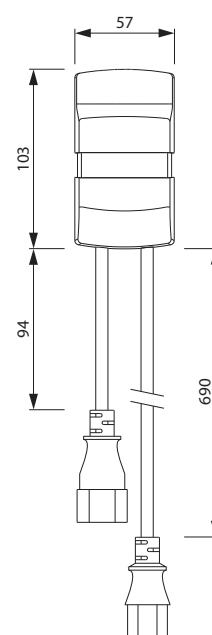
Receiver

part of Remote Control as well as AutoLink



Transmitter

part of AutoLink



Article Numbers for Connect Electric

Nordic Format, H > W

ART. NO	SCREEN SIZE WIDTH x HEIGHT	WT. KG
CEL1420	1400 x 2000	7.0
CEL1520	1500 x 2000	7.2
CEL1620	1600 x 2000	7.5
CEL1820	1800 x 2000	8.4

Square Format, 1 : 1

ART. NO	SCREEN SIZE WIDTH x HEIGHT	WT. KG
CEL125	1250 x 1250	6.0
CEL150	1500 x 1500	6.9
CEL180	1800 x 1800	8.3
CEL200	2000 x 2000	9.9
CEL220	2200 x 2200	10.5
CEL240	2400 x 2400	11.8

Video Format, 4 : 3

ART. NO	SCREEN SIZE WIDTH x HEIGHT	VIEW. AREA WIDTH x HEIGHT	WT. KG
CEL1617-V	1600 x 1650	1500 x 1125	7.9
CEL1817-V	1800 x 1650	1700 x 1275	8.8
CEL2017-V	2000 x 1650	1900 x 1425	9.5
CEL2217-V	2200 x 1650	2100 x 1575	10.6
CEL2417-V	2400 x 1800	2300 x 1725	11.1

Wide Format, 16 : 9

ART. NO	SCREEN SIZE WIDTH x HEIGHT	VIEW. AREA WIDTH x HEIGHT	WT. KG
CEL1617-W	1600 x 1650	1500 x 845	7.9
CEL1817-W	1800 x 1650	1700 x 955	8.8
CEL2017-W	2000 x 1650	1900 x 1070	9.5
CEL2217-W	2200 x 1650	2100 x 1180	10.6
CEL2417-W	2400 x 1650	2300 x 1295	11.1

All weights are gross (total weight including packaging, brackets etc.).

The first part of the article number indicates the control option; CEL = Switch, CELF = Remote Control, CELA = AutoLink and CELI = Installation.

Euro plug is supplied as standard. For UK plug add -UK at the end of the article number. Example: An 1817-V with Remote Control and UK plug = CELF1817-V-UK

Accessories

ARTICLE NO

485030	30 cm brackets, pair
485050	50 cm brackets, pair
485075	75 cm brackets, pair

ARTICLE NO

210603	Switch, 2-positions
210660	RF-control, 3-positions, euro plug
210660-UK	RF-control, 3-positions, UK plug

ARTICLE NO

210604	Keypress, 3-positions
400300	Screen Cleaning Spray, 250 ml

All dimensions in this document are in mm.

Document PDSCEL ver 1.0, page 2 of 2



Bjurab Sweden AB
Kristinebergsvägen 22
SE-302 41 Halmstad
Sweden

Tel: +46 – 35 – 144290
Fax: +46 – 35 – 144291

Email: info@bjurab.se
Web: www.bjurab.se