

FOREX  **WINNER\$**



FAPTURBO.COM

USER GUIDE

Edited by DonnaForex

FAPTURBO License Agreement

All contents of the FAPTURBO web-resource and User Manual are neither an endorsement, nor a solicitation of any sort, and cannot be considered as a promotional offering. All information you receive is unsolicited, private encoded communications of privileged, proprietary, and confidential information for you only and by purchasing the given product you agree to keep this information private, confidential, and protected from any disclosure. You also agree to indemnify and hold harmless the authors of FAPTURBO, their employees, contractors, and service providers. Should any of the practices described herein turn out to be unlawful in any jurisdiction, individuals pursuant to its legislation should restrain from any intentions or attempts to apply them in any manner, either personally or in partnership with other individuals or entities. Unauthorized copying and distribution of all or parts of this product are strictly prohibited and will result in civil liability and criminal charges brought against the violators and their aides.

U.S. Government Required Disclaimer - Commodity Futures Trading Commission Futures and Options trading has large potential rewards, but also large potential risk. You must be aware of the risks and be willing to accept them in order to invest in the futures and options markets. Don't trade with money you can't afford to lose. This is neither a solicitation nor an offer to Buy/Sell futures or options. No representation is being made that any account will or is likely to achieve profits or losses similar to those discussed on this web site. The past performance of any trading system or methodology is not necessarily indicative of future results.

Risk Disclosure: Trading foreign exchange on margin carries a high level of risk and is not suitable for all investors. The high degree of leverage can work against you. As with all investments, you should not invest money that you cannot afford to lose. Before deciding to invest in foreign exchange, you must carefully consider your investment objectives, level of experience, and risk appetite. Additionally, you must be aware of all the risks associated with foreign exchange trading and seek advice from an independent financial advisor. Past results are not necessarily indicative of future success. Your actual trading may result in losses as no trading system is guaranteed. You accept full responsibilities for your actions, trades, profit or loss, and agree to hold FAPTURBO and any authorized distributors of this information harmless in any and all ways.

CFTC RULE 4.41 - HYPOTHETICAL OR SIMULATED PERFORMANCE RESULTS HAVE CERTAIN LIMITATIONS. UNLIKE AN ACTUAL PERFORMANCE RECORD, SIMULATED RESULTS DO NOT REPRESENT ACTUAL TRADING. ALSO, SINCE THE TRADES HAVE NOT BEEN EXECUTED, THE RESULTS MAY HAVE UNDER-OR-OVER COMPENSATED FOR THE IMPACT, IF ANY, OF CERTAIN MARKET FACTORS, SUCH AS LACK OF LIQUIDITY. SIMULATED TRADING PROGRAMS IN GENERAL ARE ALSO SUBJECT TO THE FACT THAT THEY ARE DESIGNED WITH THE BENEFIT OF HINDSIGHT. NO REPRESENTATION IS BEING MADE THAT ANY ACCOUNT WILL OR IS LIKELY TO ACHIEVE PROFIT OR LOSSES SIMILAR TO THOSE SHOWN.

Your purchase of any FAPTURBO products serves as your acknowledgment and representation that you have read and understand these TERMS OF USE and that you agree to be bound by such TERMS OF USE ("Agreement")



Introduction

FAPTURBO (FAP stands for ForexAutoPilot) was developed by a team of professional Forex traders and programmers under the permission of Marcus B. Leary and his team. The FAP system rapidly gained world popularity and became the top-selling Forex product available on the market. Nowadays, FAP has over 55,000 members.

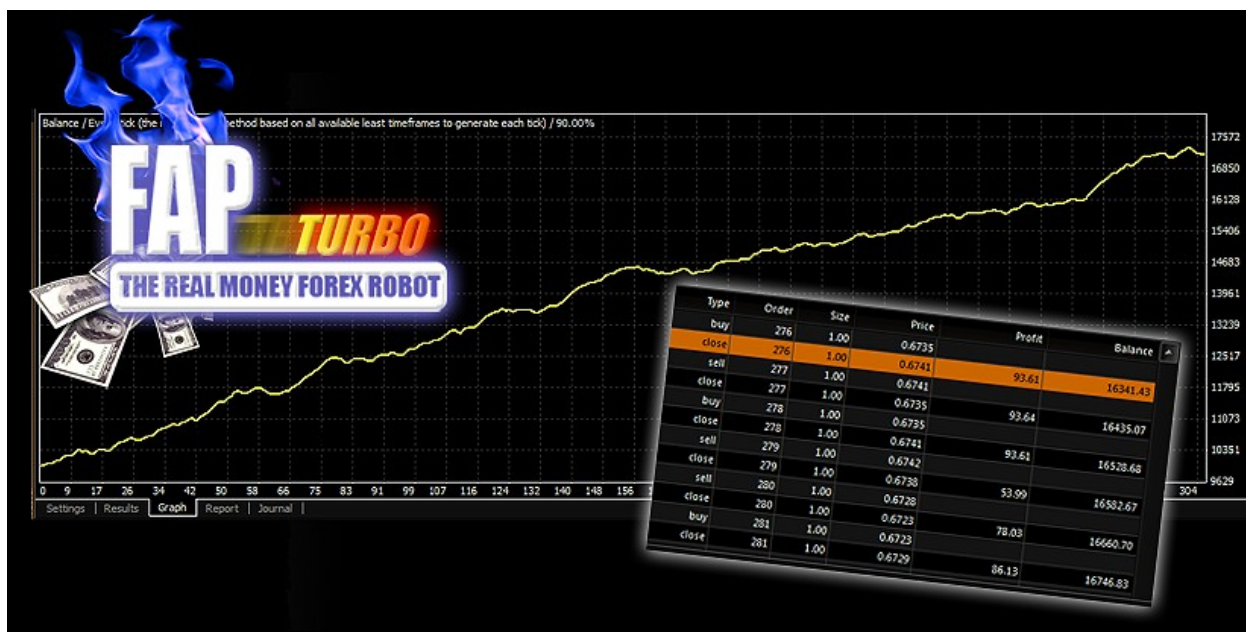
FAPTURBO Package includes:

- 1. FAPTURBO EASY INSTALLER (Setup Wizard)**
- 2. FAPTURBO USER GUIDE**
- 3. VIDEO TUTORIALS (in Member Area)**
- 4. VIRTUAL PRIVATE SERVER (Optional)**

General Information

- FAPTURBO Expert Advisor (robot) is a unique trading robot that monitors the market situation 24 hours a day and makes trades for you!
- You should keep your Metatrader4 trading platform on all the time, even if you are away or asleep, to let the Expert Advisor work properly! The Expert Advisor will do all the work for you to bring you excellent profit!
- You can order a Virtual Private Server (VPS) which can host the Metatrader4 trading platform securely. This allows you to turn your PC off. (VPS is optional).
- Metatrader4 brokers are open 5 days a week. No trades are performed on weekends.
- The FAPTurbo Expert Advisor is an .ex4 file is not executable by Windows. It is a script (plugin) for Metatrader4 and can be run only inside Metatrader4 software.
- Metatrader4 is a free trading platform. You can download it from your broker's website.
- Each open trade will display a loss when it is first opened because you pay the spread (cost of the trade) to the broker. This is normal. Sooner or later the majority of trades will be closed in profit.

Description of the Trading System



FAPTURBO IS A POWERFUL COMBINATION OF 2 STRATEGIES:

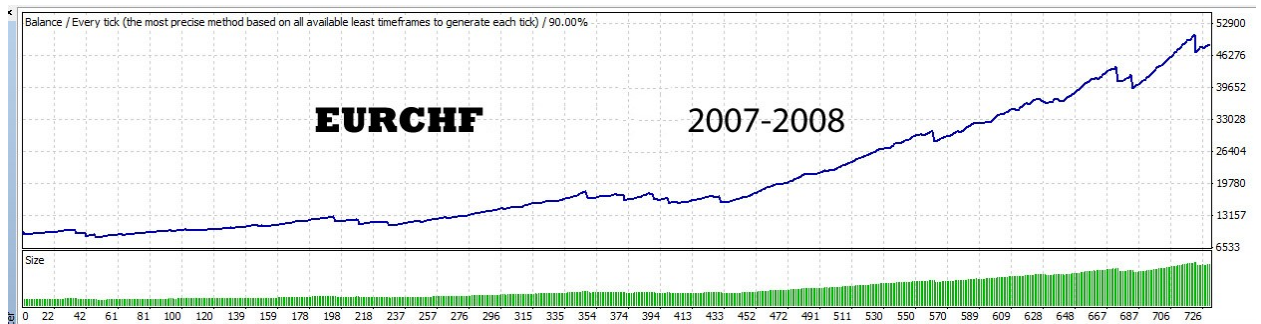
- Short Term Scalping Strategy
- Long Term Advanced FAP strategy

Both strategies are built inside one FAPTURBO expert advisor and you can select which one to use with the **“UseScalperStrategy”** parameter in FAPTURBO settings.

Each strategy uses its own designated timeframe and currency pairs so be sure you use the correct strategy on the correct currency pairs and timeframe. Read the next part of the Guide for more details on each strategy. FAPTURBO will not work at all unless the correct strategy, currency pair, and timeframe is selected.

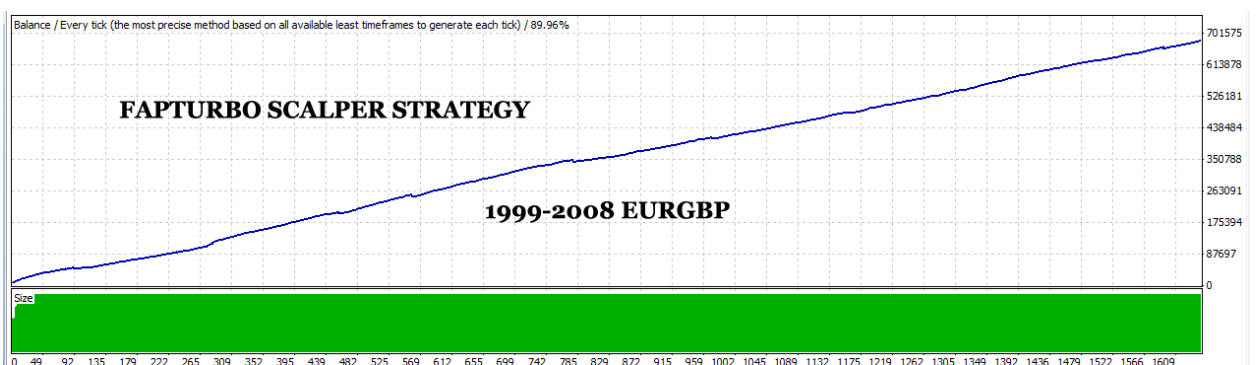
Only one strategy can work on one Chart at the same time. You can open several charts to run different strategies and currency pairs within the same trading account. More details on how to do this can be found later in this Guide.

Short Term Scalping Strategy



FAPTURBO scalping strategy is not a “traditional” scalping method where traders play within the spread (difference between the buy and sell prices) making hundreds of small trades in a short period of time. Such systems are very unstable and are not allowed by most brokers.

FAPTURBO scalper is instead a unique system which most often makes 1-5 trades a day, aiming for small take profit value (from 6 to 10 pips) each time. It trades during a period when the market is both stable and predictable (night time GMT).



By default scalper strategy does not make any trades during the day time (GMT) and does not trade on Fridays, when the market is too unpredictable. No trades happen over the weekend since brokers are closed at this time.

Scalper strategy is very safe because it uses advanced stoploss system- a complex algorithm monitors and closes a number of losing trades before they even hit the stoploss value.

FAPTurbo has a Stealth Mode which protects you from cheating on the broker's side. When using the stealth mode take profit and stop loss values are not displayed to broker, instead FAPTurbo monitors its own trades and closes them

out at the right time. An emergency “fake” stoploss is placed with your broker to further protect you in case of a disconnection.

Scalper strategy works on EURGPB, EURCHF, GBPCHF or USDCAD currency pairs on the M15 (15 minute) timeframe only.

GMT OFFSET is a VERY important parameter for scalper strategy. It is defined as the offset in hours between GMT and your broker time (displayed on the market watch window in Metatrader4). It is automated in the last Fapturbo versions (since V47).

MaxSpread is another vital setting for the scalper strategy. 3-4 pips is a safe spread for EURGBP, 5 pips is a risky spread. For other pairs allowed spread **can be higher**. We do not recommend trading with a higher spread for this currency pair. Maxspread is set at 5 by default, so all trades which are attempted at higher spreads will be blocked.

“Spread” is the difference between Bid and Ask Price (a.k.a 'buy' and 'sell' price) for the currency pair in question. If price is 0.8147 / 0.8150 that means Spread = 3 pips. Some brokers have an digit on their quotes (5 numbers after the decimal point). In this instance you need to divide your final figure by 10, since the 5th digit is actually a tenth of a pip. e.g. price quote is 0.81477 / 0.81507, the spread here is still 3 pips.

If scalper strategy does not open any trades for a week (and you are sure that you have set all parameters correctly) it could mean that your broker's spread is unacceptably high. In this case you should change to “Fapturbo Long Term Strategy”, increase your “maxspreads” setting (risky), or find other broker.

Now let's analyze the scalper strategy and find out the weak and strong points.

The weak points:

- Scalper strategy has very small take profit from 6 to 15 pips so it is very sensitive to the spread size. If your broker gives you an unusually big spread (for example spread 8-15pips for EurGbp or more instead of the normal 2-4pips) then scalper strategy will have a hard time trading. It will miss a lot of trades or will not trade at all. Ask your broker what the spread sizes are if you are not sure, or check out the information shown on the left of the chart when FAPTurbo is attached.

- Scalper strategy does not work well in abnormal, fast moving (volatile) market conditions. It also does not perform well if there is a strong trend. It is a good idea to avoid times when this is more likely, such as major holidays (Christmas, New Year & Easter being the most important).

Strong points:

- **Very safe.** Scalper strategy has a fixed inner stop loss and accurate trading signals so that both the risk and any drawdowns associated with losing trades are kept as low as possible.
- **Extremely profitable.** Scalper strategy is extremely profitable, aiming for small consistent gains. It is possible to literally double your deposit in a matter of weeks.

Long Term Advanced FAP Strategy



FAPTURBO uses an advanced FAPS (ForexAutoPilot) Algorithm.

The Trading system of the original ForexAutoPilot expert advisor is based on several modern Forex indicators such as Alligator, Fractals, DeMarker, and William's Percent Rate. The system detects a good trend and confirms it using internal indicators, then opens the trades to make maximum profit for you. ForexAutoPilot expert advisor monitors each open trade carefully and closes it at the correct take profit level.

The FAPTURBO developers have added a large number of new features to the FAP Algorithm to make it:

- **More Safe.** Now FAPTURBO uses a fixed stop loss value so your possible losses will be small and limited. A great number of additional safe filters and indicators were added to prevent trading in risky conditions.
- **More Profitable.** Advanced filters and indicators that were added to the system make sure FAPTURBO avoids risky periods with unstable market conditions and makes the most of the profitable trades with high accuracy.

FAPTURBO Longterm FAP STRATEGY was optimized for the best performance on EURUSD pair M1 (1 minute timeframe). However you can run it on other timeframes as well(strongly not recommended for beginners).

Note: To enable long term strategy the **UseScalperStrategy** parameter must be in FALSE position.

FAPTURBO Long Term Strategy is optimized to avoid trading during risky market conditions. No trades will be opened on these dangerous days. Please have

patience, if there are no new trades for a week or two that means the market is in a risky zone!

Let's look at the strong and weak points of the long-term strategy.

Weak points are:

- It does not trade very often; so don't expect many trades each day. FAPTURBO Long Term Strategy is optimized to avoid trading during risky market conditions. No trades will be opened on these dangerous days. Please have patience, if there are no new trades for a week or two that means the market is in a risky zone.
- Trades can stay in drawdown for some time until they reach a profit. Expect to have a drawdown for a day or even a week until a trade finally reaches the profit target. This is normal for this strategy. Try not to panic if you see your trade losing money, the drawdown is limited by a fixed stop loss.
- Requires a large amount of capital. Trade long term strategy with 0.1 standard lots for capital \$10K or above. Do not use long term strategy for small deposits.

Strong points are:

- Fapturbo Long term strategy does not care about the spread size and the volatility of the market.
- It has a larger value than the scalper strategy for take profit.
- Fapturbo Long term strategy is a very complicated system and can adapt to nearly all market conditions. It behaved well and made good profit even in the difficult market conditions towards the end of 2008. It can survive nearly all hardships and bring you profit over a period of time.

Trading the long-term strategy you should take into an account that your goal is to make a profit long term. You should check your results monthly or quarterly, not every day or every week. The idea here is to make you a profit in the long run. So have patience and you will be amazed by how well it works!

What Is an Expert Advisor?



Q: What is an Expert advisor (EA)?

A: Why do 90% of Forex traders lose? Traders are humans, and, like all humans, we suffer from greed. Like all humans, in crucial moments (or market conditions), we lack confidence, we have fear of what might happen, and most importantly, we are usually (90% of the time) inconsistent. Taking this into consideration, 90% of traders **WILL LOSE MONEY IN FOREX**. They will consistently give away their money to the other 10%.

This, together with the often believed misconception that it is possible to become a millionaire overnight following a "guru's" trading system from an ebook, is what keeps the Forex market a great business for Forex brokers and "guru's" alike. If you really understand this, then you can actually **MAKE MONEY IN FOREX!** How? The easiest way to do it is using a profitable expert advisor.

An Expert Advisor is an automated robotic script written in MQ4 language that can work in the Metatrader4 platform and make trades for you!

An Expert Advisor is a trading "robot". Robots beat humans at chess, and they

beat humans at trading. An EA robot will watch the market for you, placing trades according to certain parameters (strategies), avoiding the fear, greed, lack of confidence and inconsistency which characterizes most traders.

The Expert Advisor has a plan. It sticks to it no matter what, no matter how ugly or uncertain the market looks. It is not effected by emotion as human traders are and it can work 24 hours a day for you.

Expert Advisors can only work when the connection to the Internet (in Metatrader4) is established. You must always keep your Metatrader4 online and working to let the Expert Advisors trade. If you close Metatrader4, Expert Advisors cannot monitor the markets which (if you have a trade open at the time) could result in possible losses.

Q: What if my PC lost power or rebooted?

A: No problem here! Just run Metatrader again and turn on the expert advisor. It will continue trading. If you have continuous power losses and poor internet connection or simply cant keep your PC online all the time we suggest that you order a VPS (Virtual Private Server) for hosting your trading.

Q: How do I remove the Expert Advisor?

A: To remove an Expert Advisor, just right click on its name or on the face in the top right part of the chart and select «Expert Advisors -> Remove». Do not forget to close any trades which are open at the time you do this, since they will no longer be managed by FAPTURBO.

Q: Important: Demo or Real account?

A: You should always test your advisor on a Demo account first to check if your broker is compatible with your current Expert Advisor! NEVER trade on Real account without testing on Demo first!

It could be that your broker takes too long processing orders, gives bad quotes or has too high a spread or slippage (errors will appear in the journal if this is the case). If so, we recommend you try a Demo account with another broker.

Q: How do I run several Expert Advisors on one account?

A: That is very easy. You can run several Expert Advisors at the same time to increase your profits and minimize risk. Open several Price Charts and attach each Expert Advisor to its own chart. This way, they can all work at the same time. Do not try to attach two Expert Advisors to the same chart- this will not work!

Warning: You should NOT run too many Expert Advisors if your deposit is small. Try on a DEMO account first to observe how they work together. Some of the advisors are incompatible with each other and/or work poorly if you run them with other Expert Advisors. If you get bad results – do not run those Expert Advisors together or change your broker.

Q: What timeframe and currency pair should I choose?

A: Most of the robots work only on specific timeframes and currency pairs. For example, FAPTURBO advanced FAP strategy was created for EURUSD pair on M1 timeframe. FAPTURBO short term scalping strategy works on EURGPB, EURCHF, GBPCHF or USDCAD currency pairs on M15 timeframe only. The best performing pairs are EURGBP and EURCHF.

Q: Which Expert Advisor and strategy is the best one?

A: There is no clear answer to this question. Every Expert Advisor uses its own unique system of trading, and each has its own strong and weak points. We recommend running several Expert Advisors at the same time and testing them on Demo to find out which one works best for you.

Q: How do I run a backtest?

A: To perform a backtest, you should open Metatrader4, go to main menu View -> Strategy Tester (CTR+R) or press F6 (if the Expert Advisor is attached to a chart already). Then you should set the parameters, currency pair, timeframe and time period and then hit “start”. Do not forget to download historical data first from the HISTORY CENTER (F2).

Getting started

Just follow the easy step-by-step instructions below to get started with FAPTURBO:

1. Download and install the Metatrader4 (MT4) platform. You can choose any broker that supports Metatrader4. We recommend IAMFX.com broker with Metatrader4. It provides low spread and free VPS.



<http://iamfx.com/> <= **Read more and apply for the account**

2. Download and install FAPTURBO using Easy Installer (Setup Wizard)
Read the corresponding chapters of this Guide for more information
3. Attach the FAPTURBO Expert Advisor to the chart, activate it and let it trade for you! FAPTURBO will analyze the market and trade for you 24/5, even when you are asleep or away! Just keep your Metatrader platform on and connected to the internet.

Watch the Video Tutorials!



Please open your member area on the FAPTURBO.com website and watch the video tutorials.

Step 1: Download and install the Metatrader4 (MT4) platform

You can choose any broker that supports Metatrader4 platform such as IAMFX, Alpari, InterbankFX, FXCBS, FXDD, ForexMeta etc. Feel free to use your existing brokerage account or choose one by yourself.

As you know it is very important to get really low spreads for fapturbo to be more profitable! That how we found iamfx, new STP raw spread broker (US based).

This brokerage welcomes fapturbo clients with open arms and offers free VPS for its members, fast execution and really low spreads on FapTurbo`s trading pairs.



ForexMeta broker (FXDD) with Metatrader4:



<http://www.forexmeta.com/forex> (includes a \$500 USD signup bonus*)

- \$500 Bonus Opportunity
- Real-Time Executable Quotes
- 24 Hour Customer Support
- Competitive Spreads
- Ability To Open Any Account Type
- Extremely Reliable Platform
- Automated Trading Capability
- Free Platform
- Fast And Easy Execution

- Advanced Charting with Numerous Indicators and Line Studies
 - Capability To Trade From Your Charts
 - Autostrategy Feature So You Can Program Your Own Strategies
- The \$500 bonus credit to the account is subject to the client completing at least 40 full lot closed trades within the first 60 days of the account approval. Bonus is provided only by ForexMeta broker, not by FAPTURBO developers. Other brokers do not provide this signup bonus.



New Fapturbo ECN Broker promises big gains!

As promised fapturbo relationship building with brokerages never stops. We are consistently on the lookout for THE broker that allows us and the fapturbo community the absolutely biggest gains possible. The FXCBS Partnership came about!

We called out and one of the first broker that listened was FXCBS. This brokerage welcomes fapturbo clients with open arms and offers:

- Anonymous ECN trading via MT4 (means awesome conditions for fapturbo users)
- No Dealing Desk (they do not profit when you loose)
- inter-bank prices & liquidity (no more small gains only but fapturbo can run as fapturbo was meant to run!)
- Spreads as low as 0.1 pips
- Competitive spreads on FapTurbo`s trading pairs (EURGBP & EURCHF)
- Mini lots trading (10,000 of Base Currency)
- Scalping is welcome (hallelujah)
- No Re-quotes (orders WILL be executed)
- 24/5 Customer support
-

<http://fapturbo.com/brokers.html> <= Read more and apply for the account

Step 2: Download and install FAPTURBO Expert Advisor using EASY INSTALLER

Perform this step only when you have successfully installed Metatrader4 on your computer. Download the FAPTURBO Easy Installer (FapTurboSetup.exe file) from your members Area on the FAPTURBO.com website and run it.



FAPTURBO Installer works on Windows 2000/ XP / Vista.



Follow the steps in FAPTURBO Installer (Setup Wizard). It will guide you through the setup process.

During the installation process the Setup Wizard will ask you to specify the Metatrader4 software root folder. It is the exact folder where you installed your Metatrader4 Platform previously.

The path depends on the broker you use. It is often found in Program Files on Disk C:

C:\ProgramFiles\MetaTrader - lamfx

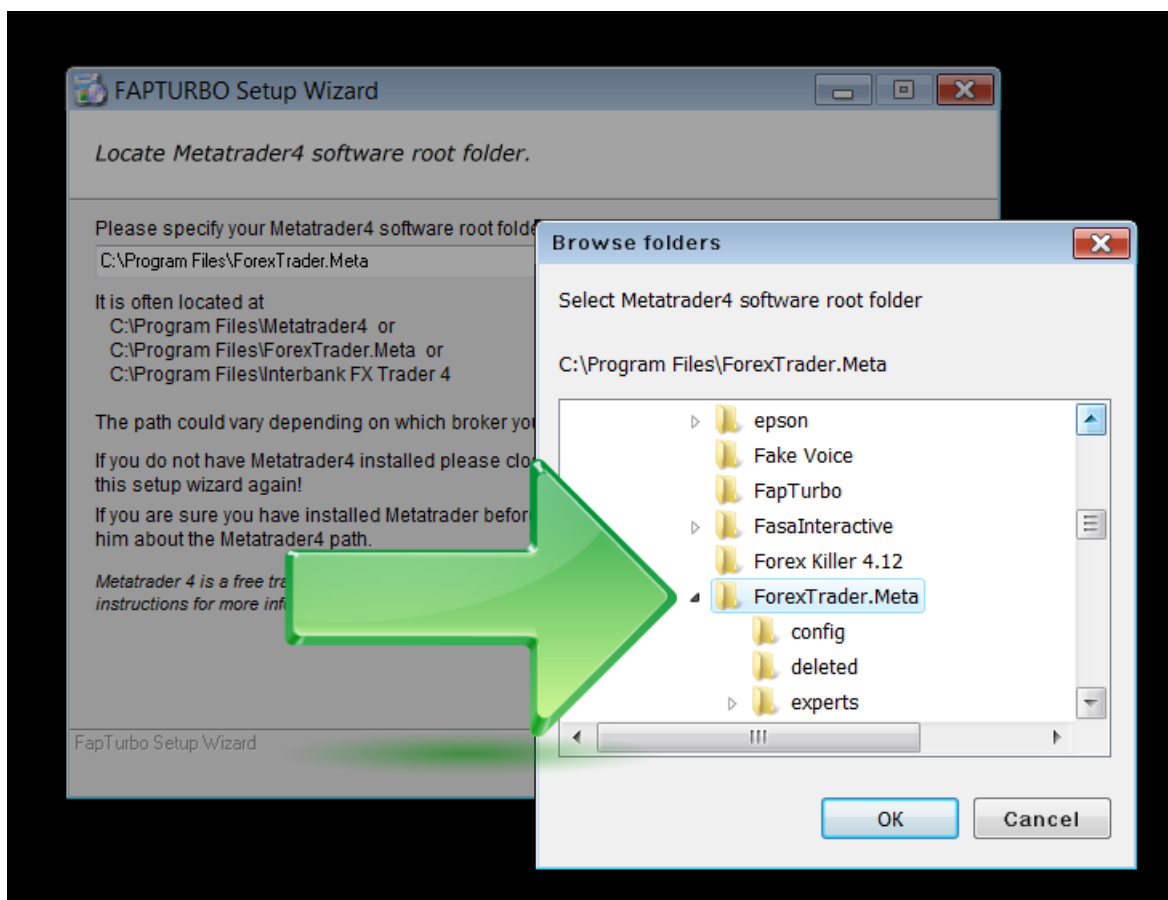
C:\ProgramFiles\Alpari Metatrader

C:\ProgramFiles\FXDD - MetaTrader 4

C:\ProgramFiles\FXCM - MetaTrader 4

C:\ProgramFiles\Interbank FX - MetaTrader 4

Or another similar format. It should be the root (main) folder of Metatrader.



Known Questions and Problems:

I do not have Metatrader4?

You can get the Metatrader4 platform for free on your broker's website(it should be the broker, which works on Metatrader 4 trading platform).

Easy Installer (Setup Wizard) does not work for me!

In this case you can install manually. Just download the fapturbo files from the FAPTURBO ZIP Package (can be found in member area download section) and then place Fapturbo.ex4 file into the /experts folder and fapturbo3.DLL file into the libraries folder in your Metatrader directories. The exact filenames may vary from those shown above due to new versions being released.

I have MAC OS. Can it work on MAC?

Metatrader4 was created for Windows only but there are two ways you can still use it on a MAC OS. The first way is to setup Metatrader on Mac OS following this [short manual](#). The second way is to order a VPS Service that can work with MAC OS without any problem.

I Don't have WinZip.

You can download the free WinZip Evaluation Version <http://www.winzip.com/downwz.htm> to extract the Zip archive or just use the free WindowsXP/Vista zip service. You can also use the free WinRAR to unzip files: <http://www.rarlab.com/>

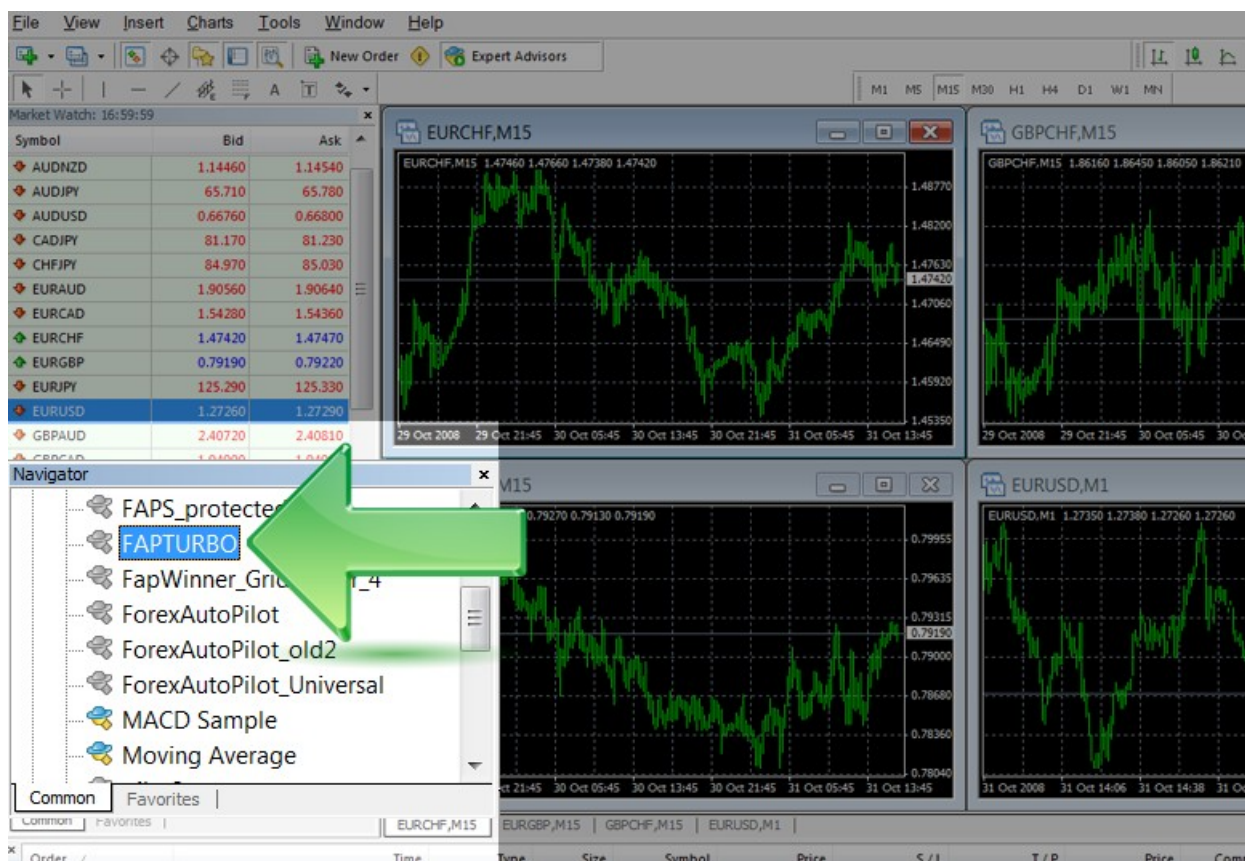
Watch the Video Tutorials!



Please open your member area on the FAPTURBO.com website and watch the video tutorials!

Step 3: Open your Metatrader software

Run the Metatrader4 platform and login to your Demo or Real account. If you are running FAPTURBO for the first time we recommend that you trade on Demo until you feel confident with the system. You will see the list of Expert Advisors under the **Navigator** Panel on the left of the screen. FAPTURBO will be among them:



Known Questions and Problems:

Why are some expert advisors shown in grey?

Expert Advisors which are colored grey indicate that the original source code is not available for viewing/editing. They will still work the same way as Expert Advisors showing in yellow. Template MT4 experts like "MACD Sample" and "Moving Average" are free samples with open source and that's why they are shown in yellow.

I installed Fapturbo to my Metatrader using the installer, but I do not see FAPTURBO in the "Navigator" panel.

The problem could be that you have several Metatrader platforms installed on your PC. Check that you have installed fapturbo to the correct folder of the correct Metatrader.

Watch the Video Tutorials!



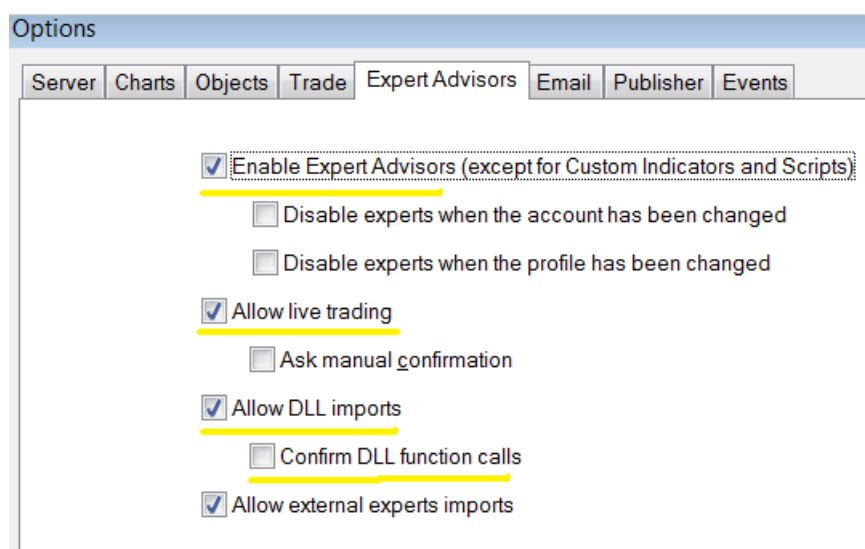
Please open your member area on the FAPTURBO.com website and watch the video tutorials!

Step 4: Attach FAPTURBO EA to the chart

First of all you should set the correct global settings in your Metatrader4 platform.

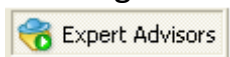
Click **Tools** in main menu - > **Options** - > **Expert Advisors** Tab

Make sure you have the same settings as shown on the screenshot below. **Enable Expert Advisors** checkbox must be checked. **Allow Live Trading** must be checked. **Allow DLL imports** must be checked too. Confirm DLL Function calls must be unchecked.

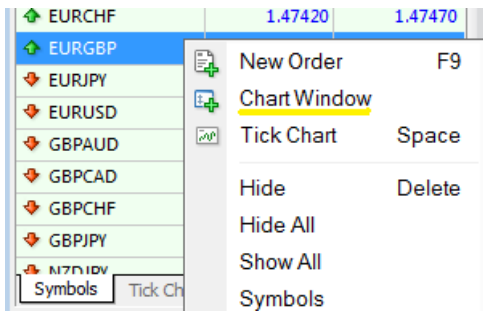


Then click OK to close the window.

Now, make sure the «Expert Advisors» button on the top of Metatrader4 is in “pushed” position. When it is turned on to allow Expert Advisor trading it will have a green triangle showing like this:

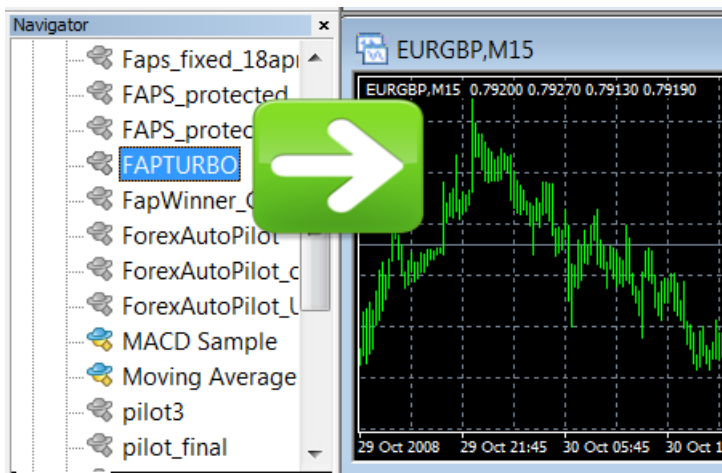


Choose the currency pair you want to trade and open a chart window. To do this simply right click on the currency pair title in the top left panel where the currency pairs are listed and choose the “**Chart Window**” command.



Once you have opened a chart for the currency pair you want to trade, you then need to select the correct time period. For Scalper strategy you MUST choose M15, for longterm strategy you MUST choose M1. Make your selection in the toolbar at the top of Metatrader4.

We now need to tell FAPTURBO that we want it to trade on this chart. Drag and drop FAPTURBO from the «Navigator» menu onto the chart window.



The “**Settings**” Window will appear. We will go through what to do with the settings in the next step.

Known Questions and Problems:

What TimeFrame and Currency should I choose?

Scalper strategy works on EURGPB, EURCHF, GBPCHF or USDCAD currency pairs on M15 timeframe only.

FAPTURBO Longterm FAP STRATEGY was optimized for the best performance on EURUSD pair M1 (1 minute timeframe).

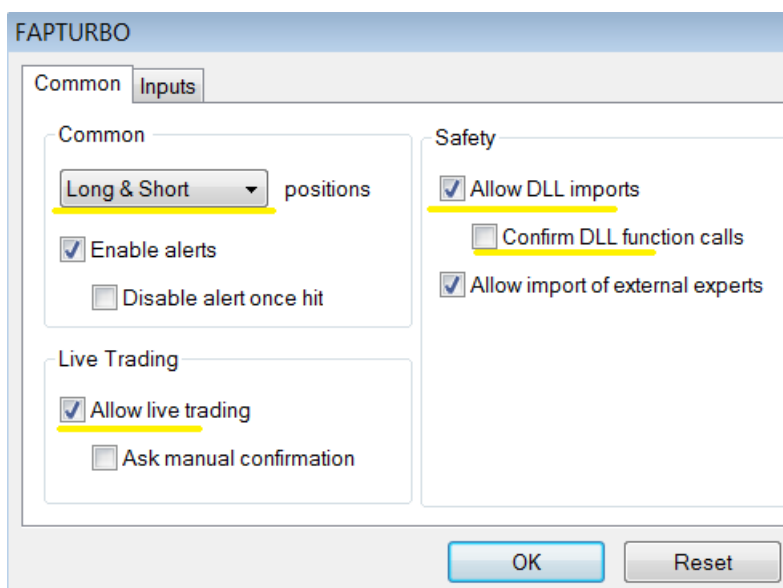
Note : To enable long term strategy the **UseScalperStrategy** parameter must be in FALSE position.

My Metatrader4 crashes when I run the FAPTURBO EA!

That means you did not update the MT4 version to the latest build. Please update it!

Step 5: Check Settings

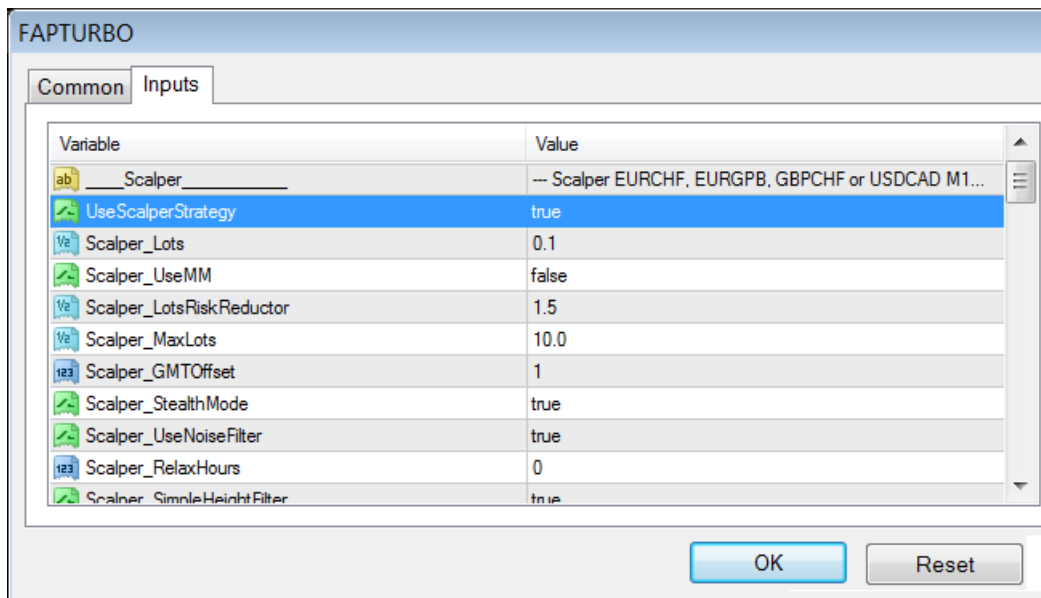
After attaching FAPTURBO to the chart, you will see a window pop up with FAPTURBO Parameters. You need to set the **Common Tab** parameters: «Long and Short positions» and enable the checkbox «Allow live trading» to let advisor trade Forex for you. Also check «Allow DLL imports» and «Allow import of external experts» and deselect «Confirm DLL function calls». Check that you have it set correctly by looking at the screenshot below:



You can also check and edit other parameters in the “inputs” menu. It is possible to load and save presets there. All parameters listed in “inputs” are described in this GUIDE later on.

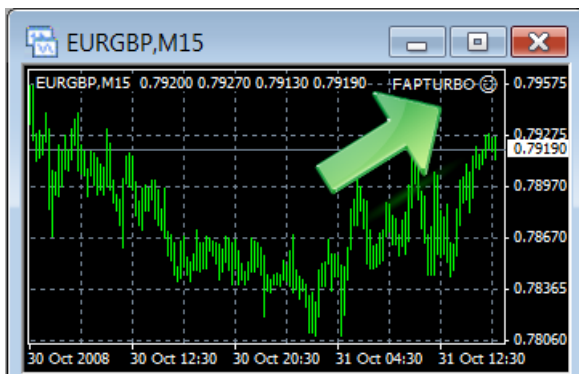
Note: To enable long-term strategy the **UseScalperStrategy** parameter must be in FALSE position.





If the **UseScalperStrategy** parameter is set to TRUE then Fapturbo will trade on scalper strategy on this chart.

Then click "OK" to run FAPTURBO. If you set FAPTURBO correctly to the proper timeframe and currency pair, you will see a smiling face in the top right corner of the Chart window. This means that the Expert Advisor is working and monitoring the market.



Note: Most Expert Advisors do not open new orders instantly. Be patient- FAPTURBO is monitoring the market and opens its trades only when it sees conditions which indicate a high probability of success.

FAPTURBO will open trades when its internal indicators find the proper market conditions to open trades. FAPTURBO does not have to open many trades or trade every single day! The goal is to make a profit, not to make many trades!

Usually Fapturbo opens 2-15 trades a week depending on the strategy you have chosen. If you followed the steps correctly but FAPTURBO did not open any single trade for the last 10 days then you should contact our support team for help and assistance.

Brokers are closed on Saturdays and Sundays. No trades will be performed during the weekend. There is no need to turn off FAPTURBO during the weekend. It will sleep and continue to trades as soon as the broker is open again.

Known Questions and Problems:

When I drag the expert advisor onto a chart, I don't get the smiley face, just an X. I follow the procedure but it still doesn't respond.

The Smiling Face icon means that EA works correctly. If you do not see the Smiling Face, just click on the "Expert Advisors" button at the top of Metatrader.

I see the sad face 😞 of the expert advisor instead of smiley face 😊

If you see the Sad Face that means you forgot to set the "Allow live trading" parameter for the expert advisor. Please check the parameters.

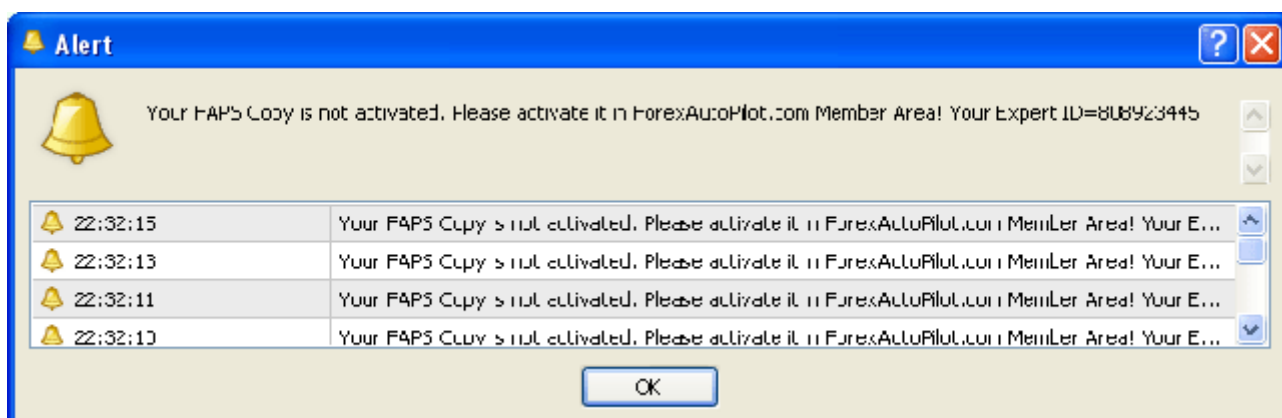
How do I change the parameters after I attached the EA to the chart?

Right click on the smiling face and select "Expert Advisors - > Properties" or press **F7**.

Step 5: Activate your copy

According to the terms & conditions your Fapturbo Member License is valid only for Activation of 1 (one) Live real money account and an unlimited number of Demo practice trading accounts. You are not tied to 1 PC. You are free to trade your account on any Computer at home/office/VPS.

Now it's time to activate your copy of FAPTURBO EA. Just a few minutes after attaching FAPTURBO EA you will get the following alert:

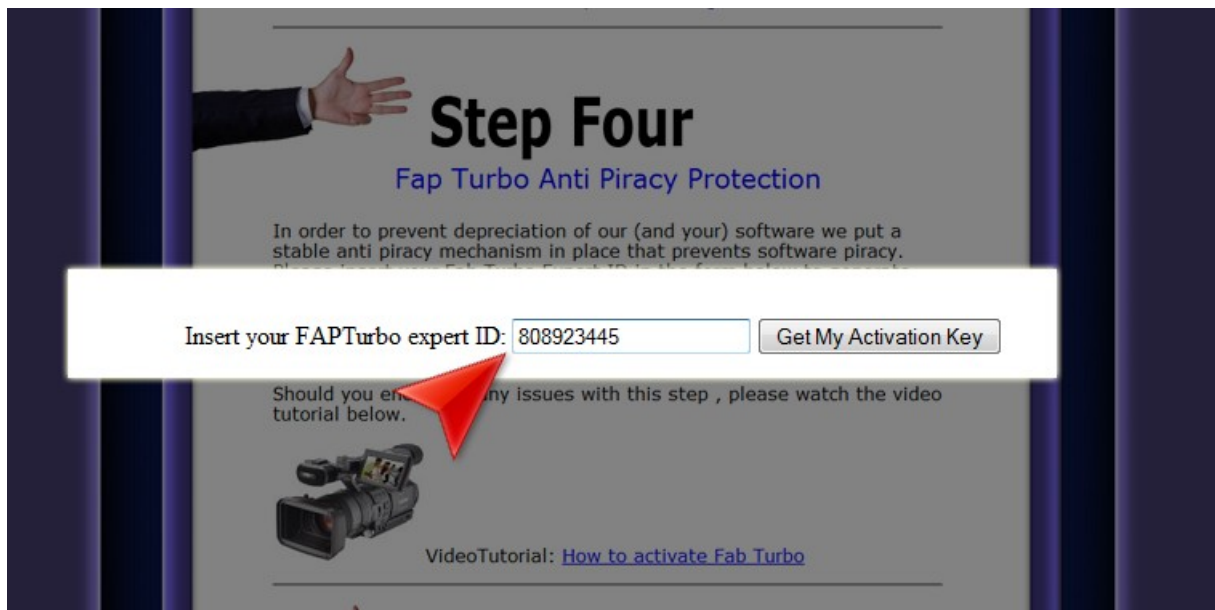


Note: If you don't get this alert right away that could mean one of several things:

- Today is a non-trading day (weekend or Friday night, for example). Wait 2-3 days for this alert to appear. You cannot activate fapturbo during the weekend.
- You forgot to set the correct parameters, for example "Allow DLL imports" in EA settings. Check the previous steps carefully.

Record your Expert ID given in the alert. For example my expert ID is 808923445

Next, go to the website members area. Click on the "download" link and at "Step FOUR" you will find a field to input your ExpertID and you account number (given to you by your broker):

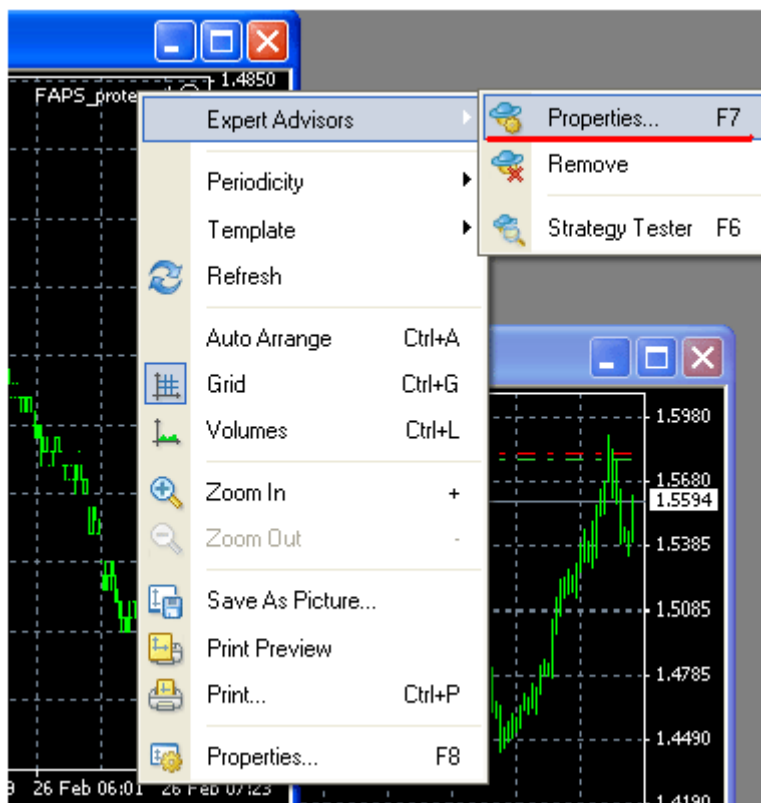


Press "Get My Activation Key" button. You will get a key:

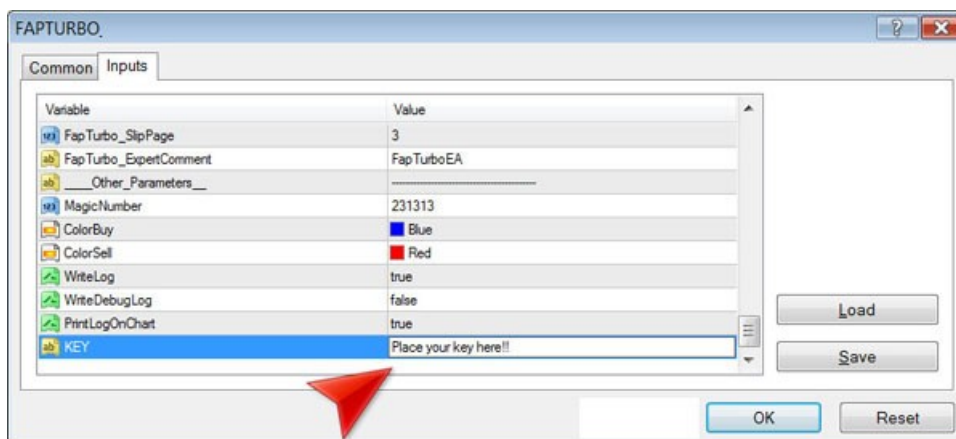
YOUR Activation KEY=045614050

Record the Activation Key you are given. For example my Key is 045614050

Now open Metatrader4 with FAPTURBO attached to the chart and right click on the FAPTURBO Smiling Face on the top right side of the chart and select «Expert Advisors -> Properties» or just press F7.



Click on the «Inputs» tab and scroll down to the «KEY» parameter and fill in your Activation Key from the website.



That is it! Your copy is activated and ready to use!

Known Questions and Problems:

- **Where is the Member Area?**

You will have received a link to the member area with your welcome email after purchase. Here is the link to Login: <http://fapturbo.com/login.php>
 Try to find it there or contact our support team with the batch/receipt

number of your payment. You can also try "[Forgotten Password](#)" to retrieve the lost password to your email.

- **I want to change broker.**

If you change your broker please contact support with proof of closing your old account, such as an email from your broker confirming account closure. Please note, that this is the only way to change your Fapturbo activation to another broker.

- **I do not see the Alert Window with the Expert ID!**

It could be that your copy is already activated or you forgot to check "enable alerts" and "allow DLL imports" and remove "Confirm DLL function calls" in the EA settings. Another possible reason: Today is non-trading day (weekend or Friday, evening for example). The alert will only appear during trading days.

- **My Metatrader crashes when I try to attach FAPTURBO to the chart.**

This is most likely because you used an outdated version of Metatrader. Please update it to the latest build.

- **My FAPTURBO License has expired. What do I do?**

We update FAPTURBO every month to make sure it is always up to date and in tune with the modern market conditions. You should download a fresh version of fapturbo from the member area and install it instead of the old version. Each version is usually licensed for 1 month only. All updates are FREE to our members.

- **Am I tied to one PC?**

You are not tied to 1 PC! You are free to trade your account on any Computer at home/office/VPS.

- **I want to buy more licenses.**

You can buy more fapturbo licenses in member area download section (step 4, **with \$10 discount**). Please use a different email address at the point where you create your new FAPTurbo login for the new license- you must have a different email address login for each FAPTurbo license.

Watch the Video Tutorials!



Please open your member area on the FAPTURBO.com website and watch the video tutorials! The following video explaining activations is important
<http://fapturbo.com/activation.htm>

FAPWINNER.com Service Overview



FAP-WINNER.com is a special service for ForexAutoPilot & FAPTURBO clients with premium support (rapid support, Live Chat, Appointment Calendar, Forum, Phone support, Remote Assistance) and advanced trading opportunities (Special FAP settings, Personal Trading Plan, Hedging EA) as well as weekly Mentoring and Coaching Classes and Seminars/Webinars. FAP-Winner was founded by Charles A. Floyd II, a professional forex trader with 20 years of experience.

FAP-Winner is not a part of FAPTURBO or FAP service, it is a separate product created by Charles A. Floyd, II to help you get the most out of your trading.

FAPWINNER FEATURES & BENEFITS:

1. FOREX AUTOPILOT TRADING SYSTEM (FAPTS & FAPTURBO)

- **FOREX AUTOPILOT & FAPTURBO**
One of the best Expert Advisors available on the market. Its effectiveness has been proven in numerous tests and live trading by over 25,000 members over the last 12 months
- **FAPTS Settings**
Unique Forex AutoPilot modifications and settings developed and optimized by Charles A Floyd, II for FAPTURBO and FAP. **Special FAPTURBO STRATEGY included!!**
- **FAPTS Trading Plan**
Solid money management plan "March to a Million", developed personally by Charles A Floyd, II to work for any account size
- **Hedging / Grid Trader / Fapwinner EA**
One of the best hedging EAs available online. Developed personally by Charles A Floyd, II, professional trader with over twenty (20) years of experience.

2. FAPTS HAS BEEN PROVEN EFFECTIVE

- **Solid Backtesting Results**
Defined Buy/Sell Area
- **Tripled Deposit of Live Account**
Want proof? FAP tripled one live trading account! Check out the full and consistent trading statement on the FAPWinner website.

- **Effective On All Types of Trends**
FAP works perfectly on downtrends, uptrends and sideways trending markets!
- **Never Lost Deposit On Backtest**
You can backtest FAP for many years and verify that it has never zeroed the equity in a single account!
- **Adjustable Settings**
You are able to perform your own optimizations to find the absolute best settings for you!
- **Works 24/5 On Autopilot**
Simply drop and trade! Just attach the FAP EA to a chart, and let FAP work its magic trading in the forex market 24 (twenty-four) hours a day, 5 (five) days a week for you!
- **No Forex Skills Required**
With our detailed instructions and friendly, personalized support, you won't have any problems with the setup, even if you have never traded before!

3. FAPWINNER MEMBERS AREA

- **Personal Members Area**
Every member of FAPWINNER is provided access to the secure member area on the website.
- **Downloads Section**
In the downloads section, every member can access the FAPWinner system files, documentation, sound and video archives from the mentoring classes and chat meetings
- **FAPWINNER Newsletter**
Here our members can read the hot news about current and future FAPWINNER projects, learn about upcoming events in the FAPWINNER community, as well as schedules for the video and chat meetings
- **Support Section**
Here our members can get full, personal help from knowledgeable, award winning FAPWINNER support staff, hand picked by Charles.

4. FAPWINNER DISCUSSION FORUM

- **You Are Not Alone!**
All FAPWINNER members have access to a private discussion forum where all your questions can be answered. You can discuss anything related to FAP including setup, effective strategies, usage and settings.
- **Moderators and Administrators**
All staff are friendly, polite, responsive and always ready to address your needs!

5. FAPWINNER VIDEO CHAT MEETINGS

- **Join The Live Chat With Other Traders!**
All FAPWINNER members have access to the daily and weekly online chat meetings. Charles has been famous for his friendly FAPUG meetings held every Sunday and Thursday!
- **Video Chat and Webinars**
Charles presents his own personal video sessions and mentoring classes as well as Forex webinars!
- **Recorded Sessions**
Can't attend the meeting? No problem! Get access to the download page with recorded sound and video sessions archives!
- **Lots of Traders talking online**
You'll be excited by the activity in the chat sessions! Traders from all over the world are always here to share ideas and discuss the forex market!

6. AWARD WINNING SUPPORT

- **Live Chat Support**
All Gold FAPWINNER members are provided with 24/7 live chat support. Friendly, professional support staff are always available to help you online!
- **Fast Response**
No more hassles and waiting, no more unanswered emails and phone calls. Charles' professional support team has proven itself to be one of the best on the Internet!
- **Tons Of Support Options**
You will be amazed by the variety of support options we offer at FAPWINNER. These include fast email support, live chat, Skype, instant messaging, 1 to 1 mentoring, remote access support, personal appointment scheduling calendar, traders' forum, private messaging and much, much more!!
- **Appointment Calendar**
Every supreme FAPWINNER member can make a personal appointment with Charles for 1 to 1 mentoring
- **Remote Access Help**
We can help you with your FAP setup, using our remote access software! No more problems with the setup even if you are a computer newbie!
- **Mentoring And Coaching Classes!**
Not a Forex pro? No problem! Enroll and attend our friendly mentoring classes, webinars, or read tons of available literature and instructions! We are always here to teach and help you to get started right away!

7. JOIN THE FRIENDLY TEAM

- **FAPWINNER Lifestyle**
The FAPWINNER Group is more than just a gathering of moneymakers, we are a family.
- **FAPWINNER Group Is Growing Rapidly**
We have over 17,000 members and are growing every day! Our members include all kinds of people just like you, from total newbies to forex pros with years of experience. FAPWINNER is a place to make friends and develop relationships!
- **Be A Winner With FAPWinner**
So what are you waiting for? FAPWINNER is exactly what you need, to get where you want to be. Join us right now and become a valued member of the FAPWINNER friendly community



[Join FAP-Winner.com now!](https://www.fap-winner.com)

VPS Service overview

Article by Uriel Katz

Forex Robots need to be trading 24 hours a day, 5 days a week, using your computer resources. Interruptions in the work of the robots may result in missed trading opportunities or money lost. Sometimes, you may also be unable to restart your computer or make any action which may affect the trading platforms and therefore the robot's work. For example maintenance of your computer or new installations may have to be left for the non-trading days. This may be a little bit annoying sometimes.

You may also be afraid that other people will use your computer (like in example your kids). You may fear that they might accidentally close the platform or worse even, make a manual trade that will cause you losses. And what about a power shortage? What about the system being accidentally restarted? No limit to our worries.



Is there any solution?

YES, it is called a Virtual Private Server (VPS). VPSs are computers based in large companies providing access to these computers for a monthly fee, through the Internet. These computers are maintained by experts, have strong and updated security hardware and software like firewalls and virus protection. They are working most of the week apart from hours of scheduled maintenance (and of course unscheduled, should any problem arise). You may access and operate these computers through any computer, by remote control (what is called terminal-operation).

You just need access to the Internet, login using your username and password, and you operate your VPS. Now you may leave the VPS working, say with MetaTrader platform and a robot and close your connection with the VPS. Therefore you may use your home computer as needed for anything, without worrying about your robot working in the VPS. Even when you turn off your computer it is working. These companies have generally power-backup so they won't be affected by power shortages.



ForexHoster VPS is a perfect solution for hosting your trading.

The Forex Hoster VPS comes with web bases panel. It's a breeze to get going and features:

- Easy connecting tool for uploading the FapTurbo robot.
- Preinstalled Metatrader4 platform with a brokerage of your choice
- No hassles with server setup and configurations
- No server knowledge needed!
- Works for MAC and Windows!



<http://www.forexhoster.com/>

EZForexHost

One more very good reliable EZForex VPS:



<http://www.ezforexhost.com/>

Correct Lot Size & Risk

To put it into easy terms, the lot size will define the risk of each trade.

The larger lot size, the more money you risk and could potentially lose!

FAPTURBO gives you two options to help you control your risk. You can either set a fixed lot size, or you can use FAPTURBO money management and allow FAPTURBO to choose the correct lot size for you (you can make it more or less risky according to your preferences).

Setting Manual Lot Sizes

To set lot sizes manually:-

- For Scalper turn the “Scalper_UseMM” parameter to FALSE. Then in the “scalper_lots” parameter specify your lot size, eg. 0.1.
- For longterm strategy simply specify your lot size directly in the “FAPTurbo_Lots” parameter.

If you set too large a lot size for a small deposit, even a small drawdown will “wipeout” your account. So please be careful setting lot size.

If you attach FAPTURBO to 2 charts with same lot size that means you DOUBLE your risk (and possible gains). Be careful and consider the risk!

Example for Standard Accounts:

- If you are using a small deposit under \$2,000 USD, then set Lots = 0.1
- If your deposit is \$ 5,000 then you can set Lots = 0.5
- If you have a large deposit over \$10K, then set Lots = 1 or more

How to get FAPTurbo to manage your trade sizes automatically

If you are not sure how to set the correct lot size manually we recommend you use the **AUTOLOT** (Money management) parameter. The advantage of using the

Money Management feature is that as your account grows, the lot size that FAPTurbo chooses to trade will grow along with it, and if your account should suffer a loss, the lot size will be decreased also. To activate money management set Scalper_UseMM = true (for scalper strategy) or FapTurbo_Lots = 0 for the Long Term strategy.

When Scalper_UseMM is set to true, FAPTURBO will define the lot size for you automatically based on amount of risk you say you want to take in the "LotRiskReductor" value. For example if you set LotRiskReductor = 5 then FAPTURBO will risk 5% of your available margin to open new position and will calculate the lot size properly.

If you are trading with a broker which does not accept microlots (0.01 standard lots) then you need to alter the "trade microlots" setting to FALSE in order to allow FAPTurbo to calculate lot size correctly.

****WARNING: LotRiskReductor = 5 does not mean you can lose a maximum of 5% of your account, it means that 5% of your available margin will be used to open a trade. Depending on which currency pair you are trading you could lose more, or less than 5% from your account . Also be aware that if you specify a risk percentage which when worked out by FAPTurbo, results in a lot size too small to trade, then FAPTurbo will instead place a trade equal to the minimum acceptable lot size by your broker. e.g. FAPTurbo uses money management and arrives at a lot size of 0.007. Most brokers will not accept such a lot size, therefore the trade placed will be the broker minimum, for a microlot broker this would be 0.01 lots****

****WARNING: Be aware of risk on Forex and trade only money you afford to loose. Always start on Demo first if you don't feel confident with the strategy!

Watch the Video Tutorials!



Please open your member area on the FAPTURBO.com website and watch the video tutorials!

FAPTURBO MENTORING CLASS

Visit our mentoring sessions on www.FapturboMeeting.com

We found that many people would like a more detailed approach to mentoring, perhaps going over specific topics in detail. So we have teamed together and come up with a brilliant solution to provide this service. We will now be holding **weekly indepth mentoring sessions**.

Sessions will last 1 hour.

You will have an opportunity to submit your questions prior to the session, on a first come first served basis.

Your questions will be answered **LIVE over voice chat** by either donnaforex or calexander5. FAPTurbo Mike (one of the developers) will also be attending.

We will present the 'topic' for the session in detail. We will give you tricks, hints and tips which have made our life so much easier and will ensure you gain a deeper understanding of FAPTurbo, how it works, and more importantly how you can make it work for you.

Topics will be presented using the new media available to us in the chat room, including remote computer viewing so you will be able to see us set up our charts live and run through and explain any confusing details to you.



(find out exact schedule on www.FapturboMeeting.com)

FapturboMike on Twitter

Follow Fapturbo Mike on Twitter! Read the latest news and updates, development progress and ask your questions! [FapturboMIKE on Twitter](http://twitter.com/fapturbomike) : <http://twitter.com/fapturbomike>



Donna Forex

DonnaForex is a professional forex trading lady. She helped fapturbo with forum moderations and developed her own settings for fapturbo. You can find her on <http://www.donnaforex.com/>



FAPTURBO PARAMETERS

SHORT TERM SCALPER STRATEGY SETTINGS

Scalper strategy works on EURGPB, EURCHF, GBPCHF or USDCAD currency pairs on M15 timeframe only. Historically, the best results have been on the EURGPB pair.

To activate Scalper Strategy you should set **UseScalperStrategy = TRUE** parameter in FAPTURBO settings.

- Scalper_Lots – fixed lot size if Money Management is off (Scalper_UseMM = false)
- Scalper_UseMM - turn on/off the money management (auto lot calculation)
- Scalper_LotsRiskReductor - Percent of free margin used to open new order. Can be from 1 to 100. It is used only if Scalper_UseMM = true
- Scalper_MaxLots - Maximum Lot size
- Scalper_GMTOffset - Broker Time offset from GMT Time. (In Hours)

GMT OFFSET is a very important parameter for scalper strategy. It defines the offset in hours between GMT and your broker time (market watch in MT4). It should be set carefully in order to let Fapturbo work properly. From version **47** we introduce **Automated GMT** feature! No more hassles with calculating proper offset value. Fapturbo will compare your broker time with global GMT server time and set proper GMT offset automatically! However please note you cant use this feature during backtest! Use manual GMToffsets only on backtest! Set Scalper_UseAutoGMTOffset = False.

If you fail to set the GMT offset carefully you can get incorrect backtest results. Please be careful! Ask your broker about their GMT Offset if you are not sure, or ask on the members forum.

Please note: If your Market Watch is **frozen** it is likely that the broker is closed for the weekend and therefore the time displayed is not valid for calculating the GMT offset. You should wait until your broker is open to set the proper GMT offset value. You should also keep an eye on any possible switch from summer to

wintertime which occurs twice a year. Some brokers switch the time so you should adjust your GMT offset again on these days.

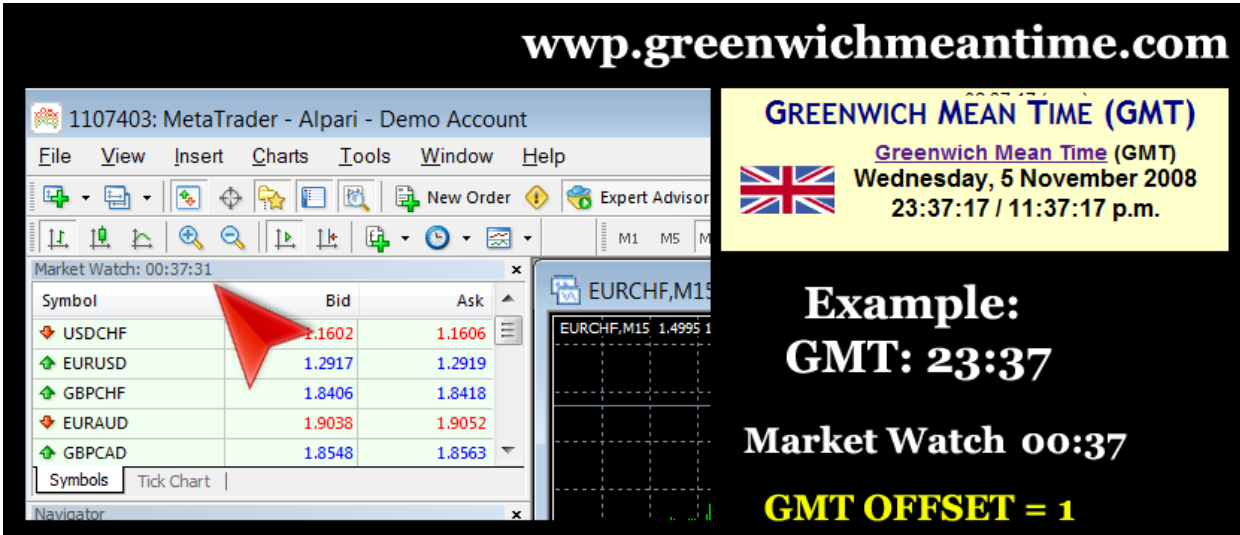
New:

HOW TO CALCULATE GMT OFFSET?

Example:

If Greenwich Mean Time is 23:33 now and the market watch shows you 0:37 that means your GMT offset is 1. (to get from GMT to Marketwatch we added 1).

Do not forget to set the proper GMT offset every time you attach FAPTURBO to a chart!



The image shows a screenshot of the MetaTrader 4 software interface. The title bar reads "1107403: MetaTrader - Alpari - Demo Account". The menu bar includes File, View, Insert, Charts, Tools, Window, and Help. The Market Watch window is open, displaying a table of currency pairs with their Bid and Ask prices. A red arrow points to the Bid price for USDCHF, which is 1.1602. To the right of the Market Watch window, there is a yellow box with the following text: "GREENWICH MEAN TIME (GMT)", "Greenwich Mean Time (GMT)", "Wednesday, 5 November 2008", and "23:37:17 / 11:37:17 p.m.". Below this box, the text "Example: GMT: 23:37" and "Market Watch 00:37" is displayed, followed by "GMT OFFSET = 1" in yellow. The website address "www.greenwichmeantime.com" is visible at the top of the screenshot.

Symbol	Bid	Ask
USDCHF	1.1602	1.1606
EURUSD	1.2917	1.2919
GBPCHF	1.8406	1.8418
EURAUD	1.9038	1.9052
GBPCAD	1.8548	1.8563

- Scalper_StealthMode - turns on / off Stealth Mode. The Stealth Mode protects you from cheating on the broker side. When using the stealth mode the real take profit and stop loss values are not displayed to your broker. (EA opens "fake" values for S/L and T/P)
- Scalper_UseCustomLevels - Turns on and off the CustomLevels filter
- Scalper_RelaxHours - the number of hours to miss after hitting stop loss
- Scalper_SimpleHeightFilter - turns on/ off the simple bar height volatility filter

- Scalper_TrendFilter - turns on / off Trend Filter based on the Moving Average calculation
- Scalper_TradeFriday - if true then trades on Fridays
- Scalper_TradeMonday - if true then trades on Mondays
- Scalper_ProfitLimit and Scalper_LossLimit - You can set the target profit and loss for the session, when reaching them fapTurbo will stop trading during this session. This feature monitors the current equity when you have opened positions and displays the calculated equity in Current Profit on chart ProfitLimit and LossLimit are set in account currency, for example USD represented as dollars and not as a percentage of pips.
- Scalper_OneTrade – if 1 then opens only 1 trader per day
- Scalper_OneOpenTrade – if 1 the fapTurbo will have only one open trade at a time no matter how many currencies you trade. That is needed for very small accounts.
- Scalper_ReverseTrade - If you set ReverseTrade = 1 then fapTurbo will open a trade opposite to its normal signal. That is needed for people who believe that fapTurbo opens in a wrong direction :) Strongly unrecommended for beginners.
- Scalper_StartWorkTimeHour, StartSessionMinute and Scalper_EndWorkTimeHour, Scalper_EndSessionMinute were added - now you can set your own trading interval for FapTurbo. Don't forget fapTurbo is designed for trading during "low" volume hours and does not trade well for every trading session.
- Scalper_UseFilterMA - turn on and off the MA global filter.
- Scalper_PeriodFilterMA - period of filtering MA
- Scalper_PriceFilterMA - PriceMA_0_6 – the way of calculating MA. 0=PRICE_CLOSE, 1=PRICE_OPEN, 2=PRICE_HIGH, 3=PRICE_LOW, 4=PRICE_MEDIAN, 5=PRICE_TYPICAL, 6=PRICE_WEIGHTED
- Scalper_MethodFilterMA - – the type of MA. 0=Simple, 1=Exponential, 2=Smoothed, 3=Weighted
- Scalper_ExpertComment - "FapTurboScalper": Comments for log

- Trade Microlots - new parameter. Some brokers such as FXPRO do not allow microlots so it should be set to false to allow FAPTURBO to work out money management calculations correctly.
- New parameter Slippage has been introduced. By default it is 2. This works to help prevent offquotes errors when closing a trade. If fapturbo gets an offquotes error from the broker it will agree to lose (or gain) this number of pips difference from the point it tried to close at. (FAPTURBO will keep on trying to close trades if it does get offquotes errors which adds extra safety).
- Maxspreads. You can define the maximum spread at which you would like FAPTURBO to trade. Remember 3-4 is a safe spread for EURGBP, 5 is the maximum allowed spread. We don't recommend trading with higher spread for this currency pair. For other pairs allowed spread can be higher, but in no circumstances should you go higher than 10. Max spread value is no longer represented as an Integer. You can customize settings to include decimals i.e. 5.1 in place of 5 . This will help members who use brokers with fractional lot sizing.

LONG TERM ADVANCED FAP STRATEGY SETTINGS

Advanced FAP longterm strategy works on the EURUSD pair, M1 timeframe only. From fapturbo version 47 you can use it on other timeframes as well.

To activate Advanced FAP strategy you should set **UseScalperStrategy = FALSE** in the FAPTURBO settings.

Advanced FAP strategy has a lot of parameters that can be adjusted only by FAP expert traders. If you are a newbie then just use the defaults. We've already put in a lot of time and hard work optimizing these parameters for the best performance for you so they will work very well. All you need to do is set the proper lot size for your deposit or use autolot.

- FapTurbo_Lots - sets the fixed lot size. If Lots = 0 then AutoLot is activated. (Money management is on)
- FapTurbo_LotsRiskReductor - the percentage of free margin used to open a new position. It is used only if FapTurbo_Lots = 0. To let FAPTurbo use money management (meaning that the EA decides the lot size itself), the variable Lots should be set to zero. LotsRiskReductor will then define the risk size. LotsRiskReductor can be from 1 to 100.
- FapTurbo_MaxOrders - Maximum number of opened orders at the same time
- FapTurbo_MaxLots - Maximum Lot size
- FapTurbo_StopTime - Time delay between first and second opened order (if Maxorders=2 or more)
- FapTurbo_aaa - parameter for DeMarker indicator
- FapTurbo_bbb - parameter for WPR Indicator
- FapTurbo_TakeProfit - Take profit in pips
- FapTurbo_StopLoss - Stop Loss in pips. If Zero then it is not used.
- FapTurbo_TrailingStop - Trailing Stop Value
- FapTurbo_DurationInHours - Maximum time interval to keep the open position. This feature closes the open position when the time is elapsed. If Zero then not used.

- FapTurbo_CloseAfterXmonths - Defines the “every month” closure strategy. If you set CloseAfterXmonths = 1 it will close all positions on the first trading day (on first trading tick) of each month. If you set to 2 then it will close every 2 months etc. If you set it to Zero then it is not used.

FAPTURBO has 2 Moving Averages (slow & fast) that are used as a global trend indicator and their possible cross defines the risky trading zones that should be avoided. Our goal is to predict the possible MA cross zones and avoid trading during these dangerous conditions.

- FapTurbo_PeriodMALarge - period of slow MA Filter (Daily)
- FapTurbo_PeriodMASmall - period of fast MA (Daily)
- FapTurbo_PriceMA_0_6 - PriceMA_0_6 – the way of calculating MA. 0=PRICE_CLOSE, 1=PRICE_OPEN, 2=PRICE_HIGH, 3=PRICE_LOW, 4=PRICE_MEDIAN, 5=PRICE_TYPICAL, 6=PRICE_WEIGHTED
- FapTurbo_TypeMA_0_3 - type of MA: 0 = Simple, 1 = Exponential, 2 = Smoothed, 3 = Weighted
- FapTurbo_ShiftMALarge - MA Shift in Daily bars for slow MA
- FapTurbo_ShiftMASmall - MA Shift in Daily bars for fast MA
- FapTurbo_LookForDays - the number of daily bars to count back from the current bar to calculate possible MA Cross. Used if FapTurbo_CriticalDays > 0
- FapTurbo_CriticalDays - the number of critical days after the expected cross of MAs. If zero then it is not used. If we expect an MA Cross then FAPTURBO will miss dangerous trading days.
- FapTurbo_RelaxDays - If zero then it is not used. The number of days to miss after the possible MA cross.

FAPTURBO longterm strategy has 2 parameters for Altering Positions to decrease the risk:

- FapTurbo_AlterPositions - turns on and off the hedging feature. If Hedging is on (1) then FapTurbo will open (FapTurbo_MaxOrders >1) positions in both directions. This feature prevents us from opening a lot of similar positions in one direction. So when you activate it FAP will control and balance the number of positions in each direction.

- FapTurbo_AlterPositionsLotReducer - Opens every new added trade with decreased lot size. 0 – not used. For example, if AlterPositionsLotReducer equals 2 and first trade is opened with 1 lot then next trade will be opened with 0.5 lot, etc.

The following parameters help Fapturbo to find the critical and risky days and avoiding trading on critical days:

- FapTurbo_TradeNFP - if Zero then Non-farm-payroll days are avoided. NFP days often bring huge price movements that are considered as risky and should be avoided. (NFP occurs one day per month)
- FapTurbo_TradeFriday - if Zero it does not trade on Fridays. Market behavior is usually unpredictable on Fridays and should be avoided.
- FapTurbo_Prudent - If 1 (on) then Fapturbo will be very careful and miss all risky days when slow and fast MAs are moving in different directions
- FapTurbo_SymAlligatorOnCritica – If 1 (on) then Fapturbo will trade with symmetrical Alligator indicator on the risky days when slow and fast MA have different directions
- FapTurbo_FixedDirection - If on (1) then during the days when both MA are moving upwards it allows trades in the BUY direction only. If both MA are moving downwards then it will only allow SELL trades. i.e. the global trend is followed strictly.
- FapTurbo_ClsLsrOnMrktChnge - If on (1) then it closes all open losing trades if their direction is opposite to the MASmall.
- FapTurbo_AlwaysTrade - If on (1) then it uses safe lot sizes (FapTurbo_LowLot) during dangerous days.
- FapTurbo_LowLot - safe lot size for dangerous days. It is used only if FapTurbo_AlwaysTrade is on (1).
- FapTurbo_TooGoodToBeTrue - maximum number of daily bars where both MAs are pointing in the same direction. If the trend is very stable for a long time – then is “too good to be true”. The longer a strong trend has been sustained the more dangerous and unpredictable this trend becomes.

- FapTurbo_PrudentPeriod - Number of days after “FapTurbo_TooGoodToBeTrue” event that should be considered as risky days.

“StartWork” and “EndWork” Setting. During this interval (in broker time) Fapturbo will look for new signals to open positions. During other times it does not open new positions, only monitors positions which are already open. If Start and End time are the same then it works around the clock. For example if you set StartWork TimeHour = 12, StartWork TimeMin = 20 and EndWork TimeHour = 17, EndWork TimeMin = 00 then FAPturbo will open new trades every day only between 12-20 and 17-00. During other times FAPturbo will only monitor old opened trades but never open any new trades.

- FapTurbo_StartWorkTimeHour - hour to start the trading interval
- FapTurbo_StartWorkTimeMin - minute to start the trading interval
- FapTurbo_EndWorkTimeHour - hour to stop the trading interval
- FapTurbo_EndWorkTimeMin - minute to close the trading interval
- FapTurbo_OneTrade - opens only one trade during the defined Trading Interval.
- FapTurbo_SpanGator - Alligator indicator parameter
- FapTurbo_SlipPage - Maximum price Slippage
- FapTurbo_ExpertComment - Comments FapTurbo for Log

General Settings

- Magic Number - This is a unique ID number for each advisor to help the system understand which Advisor is making the trade if you use several Expert Advisors in one trading account.
- ColorBuy - color for displaying Buy positions
- ColorSell - color for displaying Sell positions

- WriteLog - writes comments to Log
- WriteDebugLog - Writes comments to Journal
- PrintLogOnChart - prints comments on Chart
- SoundAlert – you can set the sound notification of new trades made by fapturbo
- - SendEmail – you can setup metatrader to send you emails about new trades opened or closed by fapturbo. You can configure these email settings in MT4 Tools->Options>Email . Read the MT4 help for more information on this setting.
- KEY - The activation key for your copy of FAPTURBO.

FAPTurbo Trading Proof & Examples

FAPTURBO is famous as the first real money trading robot. We do trade real money with our system because we really trust it.

You can verify all statements and see the results in real time on our website



<http://www.FapTurbo.com>

Short Term Scalper Strategy Forward Test

Short Term strategy can work on 4 pairs: EURGBP, GBPCHF, EURCHF and USDCAD, M15 Timeframe

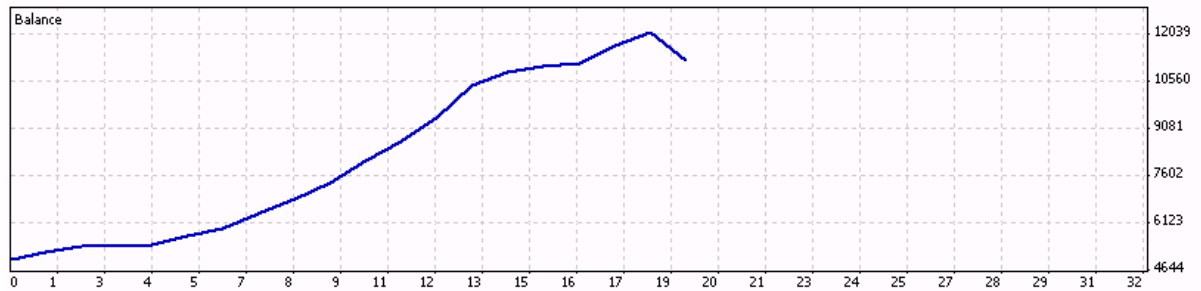
Forward Test result: deposit was doubled in 2 weeks.

(High-risk lot settings were used. Not recommended for new traders. For safe trading use lot = 0.5 for 5K deposit, or lotsriskreductor = 10 or less)

Account: 120		Name: FapTurbo2		Currency: USD				2008 November 6, 13:59					
Closed Transactions:													
Ticket	Open Time	Type	Size	Item	Price	S / L	T / P	Close Time	Price	Commission	Taxes	Swap	Profit
31812959	2008.10.23 20:27	balance		Deposit wire #2008									5 000.00
31821390	2008.10.23 22:11	sell	1.94	eurgbp	0.7985	0.0000	0.0000	2008.10.23 22:20	0.7978	0.00	0.00	0.00	219.96
31822416	2008.10.23 22:22	buy	2.02	eurgbp	0.7968	0.0000	0.0000	2008.10.23 23:03	0.7974	0.00	0.00	0.00	196.76
32063292	2008.10.27 23:43	sell	0.10	eurgbp	0.8033	0.8170	0.7982	2008.10.27 23:44	0.8026	0.00	0.00	0.00	10.88
32064621	2008.10.28 00:21	buy	0.10	eurgbp	0.8015	0.7879	0.8065	2008.10.28 00:23	0.8017	0.00	0.00	0.00	3.11
32064855	2008.10.28 00:27	buy	2.61	eurgbp	0.8013	0.7877	0.8054	2008.10.28 00:36	0.8020	0.00	0.00	0.00	283.55
32066041	2008.10.28 01:04	buy	2.75	eurgbp	0.8015	0.7892	0.8059	2008.10.28 01:25	0.8021	0.00	0.00	0.00	256.23
32179718	2008.10.29 01:03	buy	4.61	eurgbp	0.7965	0.7843	0.8013	2008.10.29 01:14	0.7971	0.00	0.00	0.00	443.61
32181299	2008.10.29 01:31	buy	4.95	eurgbp	0.7953	0.7830	0.8006	2008.10.29 01:42	0.7959	0.00	0.00	0.00	477.16
32409739	2008.10.30 22:08	buy	5.32	eurgbp	0.7847	0.7708	0.7889	2008.10.30 22:15	0.7853	0.00	0.00	0.00	524.67
32410759	2008.10.30 22:39	sell	5.73	eurgbp	0.7865	0.7989	0.7810	2008.10.30 22:41	0.7858	0.00	0.00	0.00	657.68
32411044	2008.10.30 22:43	sell	6.24	eurgbp	0.7870	0.7992	0.7811	2008.10.30 22:44	0.7864	0.00	0.00	0.00	613.26
32593305	2008.11.03 22:27	sell	6.71	eurgbp	0.7992	0.8129	0.7945	2008.11.03 22:52	0.7985	0.00	0.00	0.00	743.72
32595532	2008.11.03 23:39	sell	7.29	eurgbp	0.7997	0.8117	0.7955	2008.11.03 23:52	0.7988	0.00	0.00	0.00	1 035.00
32598051	2008.11.04 00:50	sell	8.09	eurgbp	0.7999	0.8137	0.7951	2008.11.04 01:54	0.7996	0.00	0.00	0.00	382.33
32687819	2008.11.05 00:10	sell	4.17	eurCHF	1.5120	1.5257	1.5078	2008.11.05 00:16	1.5115	0.00	0.00	0.00	179.73
32688135	2008.11.05 00:19	sell	4.24	eurCHF	1.5126	1.5250	1.5076	2008.11.05 00:21	1.5123	0.00	0.00	0.00	109.49
32689560	2008.11.05 01:10	buy	8.60	eurgbp	0.8141	0.8011	0.8191	2008.11.05 02:21	0.8145	0.00	0.00	0.00	546.10
32787457	2008.11.06 00:02	sell	9.03	eurgbp	0.8143	0.8270	0.8098	2008.11.06 01:47	0.8140	0.00	0.00	0.00	429.86
32789847	2008.11.06 01:47	buy	9.36	eurgbp	0.8140	0.8012	0.8194	2008.11.06 06:56	0.8134	0.00	0.00	0.00	-889.35
										0.00	0.00	0.00	6 223.75
										Closed P/L:		6 223.75	

Summary:

Deposit/Withdrawal:	5 000.00	Credit Facility:	0.00		
Closed Trade P/L:	6 223.75	Floating P/L:	0.00	Margin:	0.00
Balance:	11 223.75	Equity:	11 223.75	Free Margin:	11 223.75

Details:

Gross Profit:	7 113.10	Gross Loss:	889.35	Total Net Profit:	6 223.75
Profit Factor:	8.00	Expected Payoff:	327.57		
Absolute Drawdown:	0.00	Maximal Drawdown:	889.35 (7.34%)	Relative Drawdown:	7.34% (889.35)
Total Trades:	19	Short Positions (won %):	10 (100.00%)	Long Positions (won %):	9 (88.89%)
		Profit Trades (% of total):	18 (94.74%)	Loss trades (% of total):	1 (5.26%)
Largest		profit trade:	1 035.00	loss trade:	-889.35
Average		profit trade:	395.17	loss trade:	-889.35
Maximum		consecutive wins (\$):	18 (7 113.10)	consecutive losses (\$):	1 (-889.35)
Maximal		consecutive profit (count):	7 113.10 (18)	consecutive loss (count):	-889.35 (1)
Average		consecutive wins:	18	consecutive losses:	1

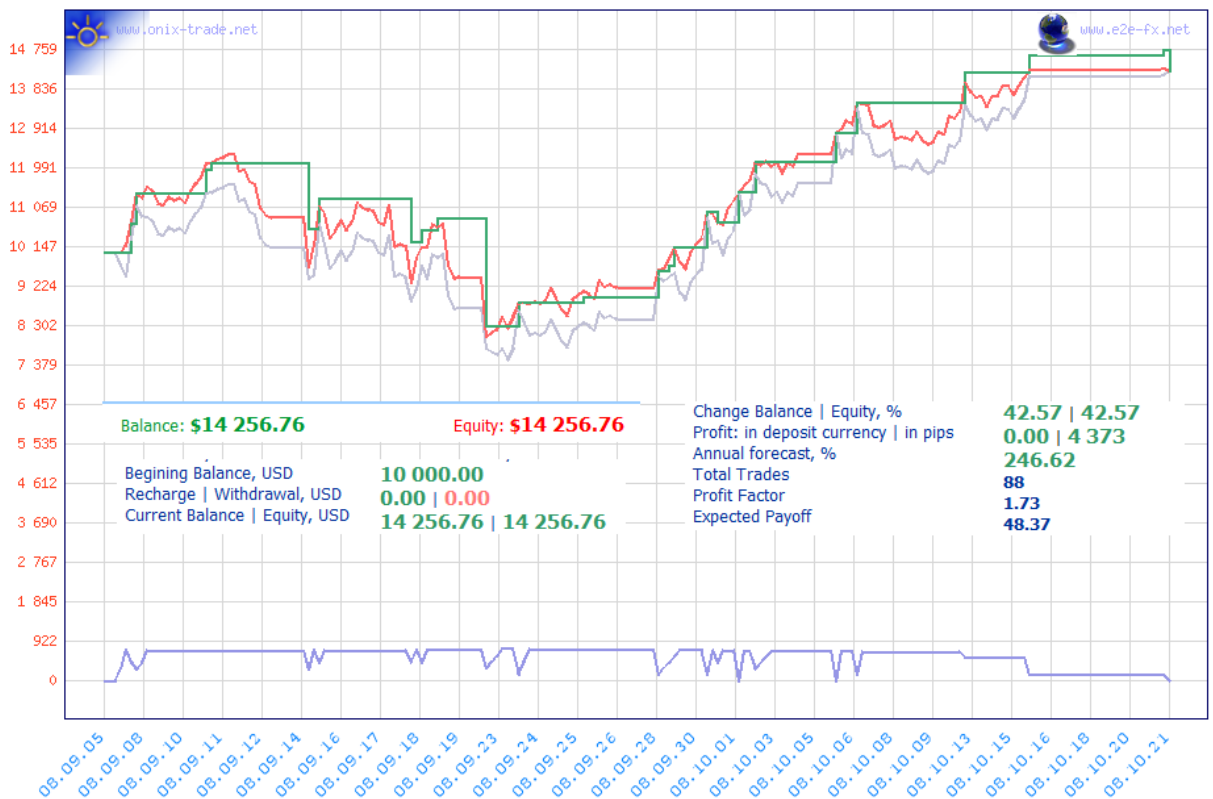
We have a lot of real money trading accounts of different sizes: from 300 USD to 50K. All of them are traded by FapTurbo with the same great result. This proves that you do not need a large deposit to make FAPTURBO work.

Even with small accounts, you can get excellent results, but if you are selecting lot sizes manually you should be very careful to use an appropriate lot size for your account (make sure you trade with a broker who accepts microlots).

On all accounts, large and small, if you are using money management then you should be careful not to use a figure too large for lotsriskreductor (see previous section on risk and money management).

Long Term Advanced FAP Strategy Forward Test

- Here is an example from one of our FAPTURBO trading accounts. It generated \$4,256 USD in 4 weeks on a \$10K deposit. That is 42.57% profit. You can verify it via 3rd party monitoring at Onix Trade. After this test we stopped using demo accounts and went live.



Live (Real Money) trading accounts and statements can be found on our official website FAPTURBO.com.

FAPTurbo Backtesting on Historical Data

Backtesting on historical data is a good way to see how a system behaved in the past. Of course past performance cannot guarantee future results and that is why we show real money forward tests too. Even so, with a fair amount of accuracy we can see how well the system performed during the last 9 years, giving us confidence going forwards into the future.

- FapTurbo Scalper strategy can be backtested from 1999.
- Fapturbo Long Term Strategy can be backtested from 2003 because it trades only EURUSD M1 and there was no euro prior to 1999.

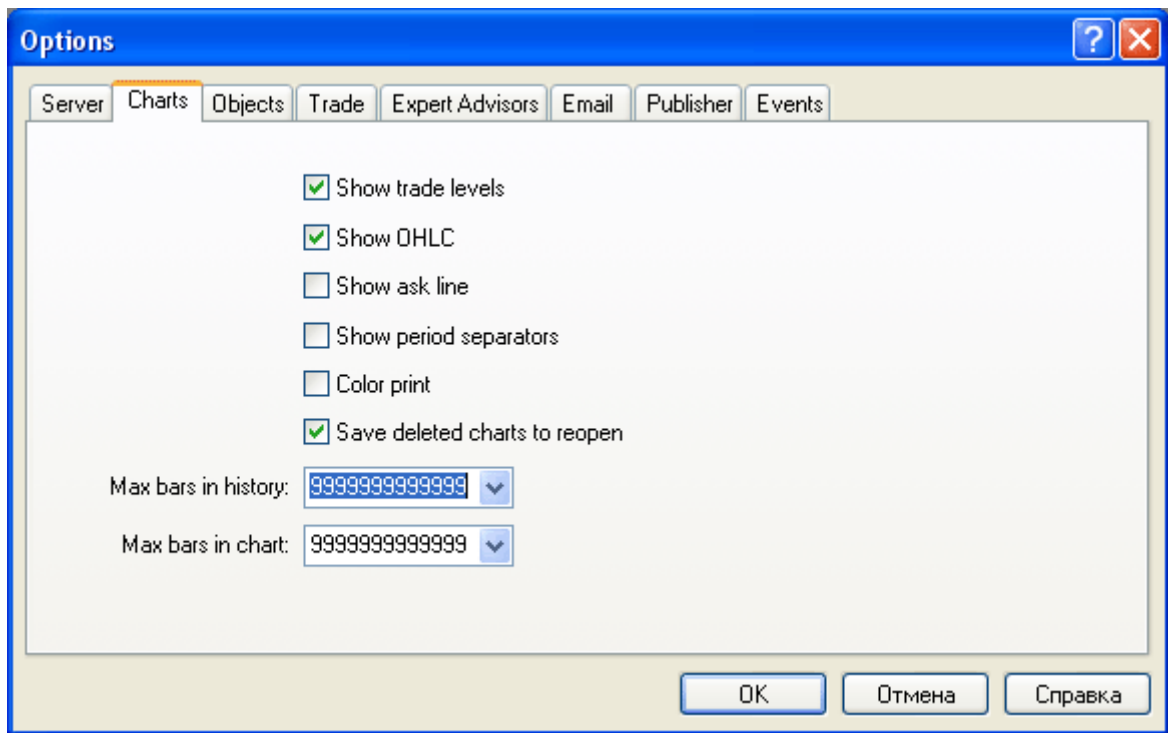
If you are not a forex expert you do not need to perform any backtests or optimizations. Just use the default settings and set proper lot size/risk (and GMT offset) and you are all set.

FAPTURBO is a very complicated robot with 2 strategies and for this reason backtesting can be very slow, particularly if you have an old PC.

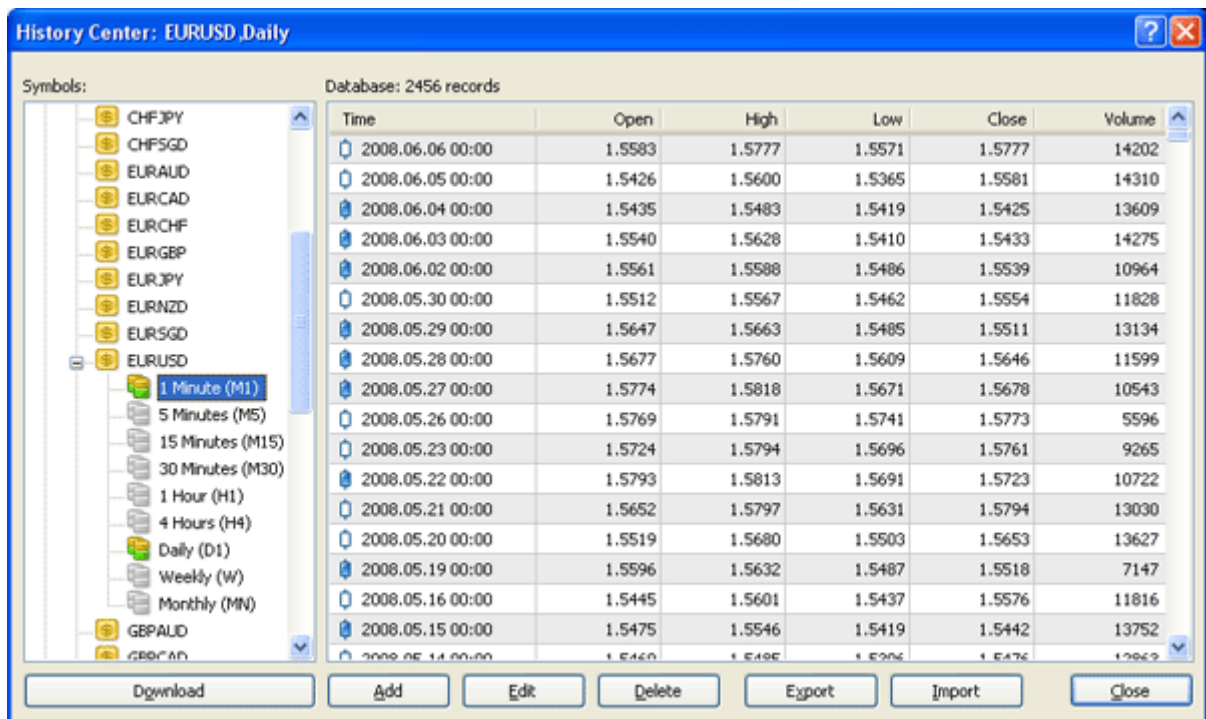
History Data Download

First you should download the historical data for backtesting.

1. Open MetaTrader MT4 platform.
2. Go to "tools" then "options" in the upper menu bar.
3. Click Charts tab.
4. Change both "Max bars in history" and "Max bars in chart" to "999999999".



5. Close Options window.
6. Open History Center in the Tools tab in upper menu bar.
7. Double click EURUSD M1 button.
8. Click "Download" button. (This downloads history data from MetaQuotes)



9. Do the same for other pairs you want to backtest. For example EURCHF and EURGBP for scalper strategy.
10. When the download is complete, close the History Center window.

You are now ready for Strategy Tester (backtests) and Optimization.

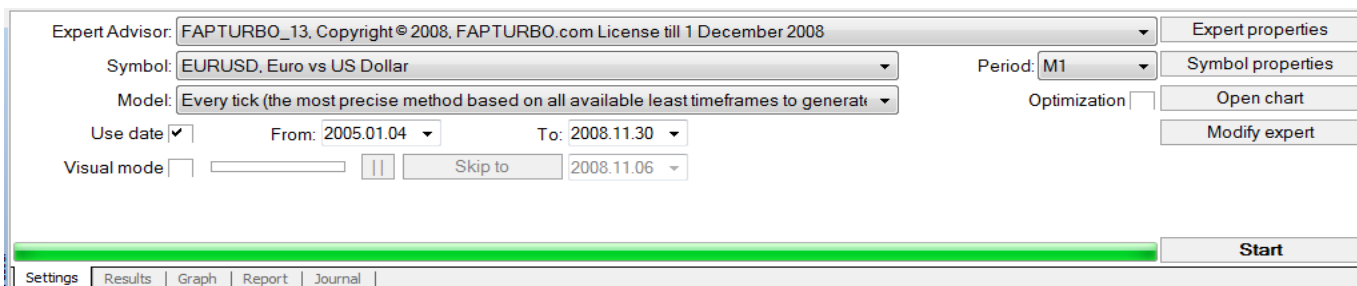
Please note that for M1 timeframe maximum modeling quality is 25%. That is normal because M1 is the smallest available timeframe for simulation in MT4. This does not mean that simulation is inaccurate.

Known Questions and Problems:

- **How do I perform a backtest myself?**

To perform a backtest, you should press CTR+R or View->Strategy Tester in main menu in Metatrader4.

Then select the expert advisor to backtest, the proper currency symbol, time interval (Use date), period. Also make sure you enter in your activation key and any other settings into the "expert properties" box. Click OK. When the backtest is finished you will see the results in "Results" or "Graph" and "Report" Tabs below.



- **Strategy test does not work!**

You may have forgotten to download historical data and/or activate your copy of the FAPTURBO. Also check that you have "allow DLL imports" checked in the global settings of Metatrader (Tools -> Options).

- **My Metatrader crashes when I try to backtest!**

That means you are using an outdated MT4. Please update it to the latest build.

- **What is optimization and how do I do that?**

Optimization works by making successive backtests of the same expert advisor with different inputs on each occasion. In this way, parameters can be found at which the expert advisor efficiency will be the greatest. Metatrader possesses some built-in means that allow for automating this process. To optimize an expert, you have to tick the option of the parameter(s) you want to optimise in the "expert properties" window- as well as specifying a range for which optimisation should occur over- before pressing the 'start' button. Do not make optimizations if you are not a forex/Metatrader expert.

- **My scalper strategy backtest shows worse results than yours?!**

The problem could be the spread value. You can backtest ONLY if your spread for EURGBP = 3. If your spread is higher then the backtest will show different results. Also watch out for the possible switch from summer to wintertime in your broker (and hence differing GMTOffset values at different times of the year). You cannot get good results when trying to backtest with an incorrect GMT Offset.

FAQ & Troubleshooting:

GENERAL FOREX QUESTIONS

What is Forex?

The Foreign Exchange market, also referred to as the "FOREX" or "Forex" or "Retail forex" or "FX" or "Spot FX" or just "Spot" is the largest financial market in the world, with a volume of over \$2 trillion a day. If you compare that to the \$25 billion a day volume that the New York Stock Exchange trades, you can easily see how enormous the Foreign Exchange really is. It actually equates to more than three times the total amount of the stocks and futures markets combined! Forex rocks!

What Tools Do I Need to Start Trading Forex?

A computer with an Internet connection or virtual private server for remote trading is all that is needed to begin trading currencies. We provide full detailed instructions so no forex knowledge is needed.

What trading software do I need to run FAPTURBO and where do I get it?

FAPTURBO is designed to work with the forex trading platform Metatrader 4, which is now offered by many of the leading forex brokers. Metatrader 4 can be downloaded for free from most brokers' websites, usually via a "download trading platform" link.

What is Expert advisor (EA)?

Expert Advisor is an automated robotic script written in MQ4 language that can work in the Metatrader4 platform and make trades for you!

Can advisors work when I am away or go out?

Yes, they can work 24 hours/day for you. You don't need to monitor the trades if you don't have enough free time. Our Robot Advisors will monitor the trades, open orders and close positions for you when needed. Just keep your MetaTrader on to let them work their magic!

What if my PC lost power or rebooted?

No problem here! Just run Metatrader again and turn on the expert advisor. It will continue trading. If you have continuous power losses and poor Internet connection or simply can't keep your PC online all the time we suggest that you order VPS (Virtual Private Server) for hosting your trading.

How do I remove expert advisor?

To remove an advisor, just right click on its name or face in the top right part of the chart and select «Expert Advisors -> Remove». Don't

forget to close all open trades of the current advisor if you remove it.

Should I remove or turn off the expert advisor on weekends?

No need to do that. It will sleep when the market is closed and continue to work on Monday automatically.

Does FOREX work 24/7?

No. Only on business days. No trading on weekends.

What is Virtual Private Server (VPS)?

VPS is a special service that can host your trading on a remote server so you no longer need to keep your PC on 24/5 for trading!

Demo or Real account?

You should always try your expert advisors on Demo account first to check if your broker is compatible with your current expert advisor! We don't recommend trading on Real account without testing on Demo first!

Can I run several advisors on the same account at the same time?

That's a great idea! You can run several advisors simultaneously to increase your profits and minimize the risks. Don't worry if it sounds daunting – we'll give you full instructions on how to do it.

Can I run FAPTURBO with other EAs or with manual trading?

Yes, you can. The magic number feature will help FAPTURBO to separate its trades from other trades.

Magic number is the unique ID number of each advisor to help the system understand which advisor is making a trade if you attach several advisors at the same time.

Brokerage And Trading Setup

What broker should I choose?

To get the Robot EA (Expert advisor) up and running you need to trade on the popular Metatrader 4 platform. Basically you can use any Brokerage you like, however we arranged a special deal with the forex-meta guys. They will credit your real money account with up to USD \$500 in bonus money after you've traded for a given time (the robot usually makes a few winning trades a day so that goal is easily archived) PLUS they know about the EA robot setup and are willing to assist you should any problems occur. OPEN AN ACCOUNT WITH FOREX META NOW (<http://www.forexmeta.com/forex>).

What is Metatrader4 and where can I download it?

Metatrader4 is a free trading platform. You can download it from your broker website.

What are the top brokers with metatrader4?

1. IamFX <http://iamfx.com/> (raw interbank spreads STP broker)
2. FXCBS <http://fapturbo.com/brokers.html>
3. ForexMeta <http://www.forexmeta.com/forex>
4. Alpari UK <http://alpari.co.uk/>
5. FXCM UK <http://www.fxcm.com/metatrader.jsp>

How do I Install Metatrader4?

Please watch our video tutorials in the "VIDEO TUTORIALS" section in the member area.

How do I get my \$500 USD Bonus?

The \$500 bonus credit to the account is subject to the client completing at least 40 full lot closed trades within the first 60 days of the account approval. Bonus is provided only by ForexMeta broker, not by FAPTURBO developers. Other brokers do not provide this signup bonus.

Contact ForexMeta directly to claim the bonus.

I have MAC OS. Can Metatrader4 work on MAC?

Metatrader4 was created for Windows only but there are 2 ways you can still use it on MAC OS. Best way is to order VPS Service ForexHoster.com that can work with MAC OS without any problem.

Getting Started With FAPTURBO

Do I have to trade myself? Is it difficult to setup?

No! All you need to do is setup the automated trading robots (expert advisors) and let them trade on your account to bring you profits! You will get step-by-step instructions how to setup and run them and we have prepared a great set of Video Tutorials for you!

How do I install FAPTURBO?

Download FapTurbo Easy Install Package from the Downloads section in the member area and Run it. It will guide you through the setup process. Also please watch our video tutorials in "VIDEO TUTORIALS" section in the member area.

Can I install FAPTURBO manually without "FapTurbo Easy Installer"?

Yes. Download the FAPTURBO package ZIP file that contains FAPTURBO.ex4 file (place it to the /experts folder in metatrader) FAPTURBO3.DLL file (place it to the /libraries folder in metatrader) and FAPTURBO GUIDE in PDF (adobe acrobat reader)

How much money do I need to start trading?

Depending on your broker terms, you can start trading with as little as \$100. Remember that starting out with low trading capital may put you at disadvantage because you will only be able to trade the market in small sizes. We recommend that you start with capital of \$1,000-5,000 USD or train on a Demo account till you are satisfied with the performance.

Is it hard to learn and implement your trading system?

No! Most people that purchase the FAPTURBO package start trading within minutes of installing. We provide detailed instructions and cool Video Tutorials! Please watch our video tutorials in "VIDEO TUTORIALS" section in the member area.

Where can I get WinZip to unzip files?

You can download free WinZip Evaluation Version <http://www.winzip.com/downwz.htm> to extract the Zip archive or just use the free WindowsXP/Vista zip service. You can also use free WinRAR to unzip files: <http://www.rarlab.com/>

Where can I get the Adobe Acrobat Reader to open PDF guide?

Download Adobe Acrobat Reader on <http://www.adobe.com> for free.

Where is the folder of metatrader experts? I can't find it on my PC!

The common folder of metatrader experts is:
C:\ProgramFiles\Metatrader4\Experts or C:\ProgramFiles\InterbankFX Trader\Experts or similar.

How do I place FAPTURBO on VPS?

First of all you should order the ForexHoster VPS service (<http://forexhoster.com>). Then upload the fapturbo files from the FAPTURBO ZIP Package (can be found in member area download section). Read the VPS service manual/videos for more information.

FAPTURBO Activation

How do I Activate FAPTURBO?

Please read the FAPTURBO GUIDE "activation" section. We explained it there in detail. Also watch our video tutorial. <http://fapturbo.com/activation.htm>

I don't get the "Activation Alert" (Alarm)!

Maybe your copy is already activated or you forgot to check "allow DLL imports" and remove "Confirm DLL function calls" in the EA settings. Another possible reason: Today is a non-trading day (weekend or Friday, for example). Wait 2-3 days for this alert to appear. It will appear during only trading days. Also check you have installed all files correctly.

How to find out when my License will expire?

Your license is valid for one month and then you should download a new license for free from the members area.

You can find out the expiration date on your licence if you move your mouse over the FAPTURBO EA in the Navigator TAB in metatrader and hold it there for a second.

Also new versions print this information on the chart

My Metatrader crashes when I try to attach EA to the chart!

That means you are using an outdated version of MT4. Please update it to the latest build

My FAPTURBO License has expired. What should I do?

We update FAPTURBO approximately every month to make sure it is always up to date to the modern market conditions. You should download the fresh version of fapturbo from the member area and install it instead of the old version. All updates are FREE to our members.

FAPTURBO Settings and Configuration

Can I adjust parameters of the FAPTURBO advisor?

Of course...you can change stop loss, take profit and several other parameters and filters depending specifically on your needs. All of them are described in the FAPTURBO GUIDE. Make sure you set proper parameters such as GMT Offset.

What timeframe and currency should I choose?

FAPTURBO has 2 built-in strategies. Each strategy is designed for its own timeframe and currency pairs. For example Long-term strategy works only on EURUSD M1. The scalping short-term strategy works on 4 pairs: EURGBP, GBPCHF, EURCHF & USDCAD, M15 Timeframe. Read the GUIDE for more information.

What are the differences between FAPTURBO Short Term and Long Term Strategy?

FAPTURBO is a powerful combination of 2 strategies: Short Term Scalping Strategy and Long Term Advanced FAP strategy. Both strategies are built inside one FAPTURBO expert advisor and can be switched on and off easily using UseScalperStrategy parameter in FAPTURBO settings.

Each strategy uses its own designed timeframe and currencies so be sure you use the strategy on proper currency pair and timeframe. You will find full details on each strategy and its parameters in the FAPTURBO GUIDE and Video Tutorials

Which strategy is the best one?

There is no clear answer to this question. Every strategy is a unique system of trading, and each has its own strong and weak points. We recommend running both systems at the same time. You know, diversification is the key to success!

How do I switch between Strategies?

Use UseScalperStrategy Parameter. True = Scalper strategy. False = Long Term strategy.

Can I run 2 strategies on one account?

Yes you can. Attach FAPTURBO EA to the proper charts and set proper parameters for each strategy. Read the GUIDE and watch our video tutorials in "VIDEO TUTORIALS" section in the member area.

Warning: What are the most important parameters that I have to change?

In scalper strategy you should set the proper lot size and GMT OFFSET!
In long-term strategy you should set proper lot size.
And of course the KEY value with your activation key.
Please watch our video tutorials in "VIDEO TUTORIALS" section in the member area.

How do I Set Proper Lot size?

Use lot = 0.01 for deposits less than \$1000 USD. Use lot = 0.1 for deposit from \$1001 to \$4999 Use lot = 0.5 for deposit from \$5000 to \$9999 Use lot = 1 for deposit \$ 10K and above. The numbers could vary depending on your broker rules! Please watch our video tutorials in "VIDEO TUTORIALS" section in the member area.

What is GMT OFFSET Parameter?

GMT OFFSET is very important parameter for scalper strategy. It defines the offset in hours between GMT and your broker time (market watch in MT4). It should be set carefully in order to let Fapturbo work properly. If you fail to set the GMT offset carefully you can get

unexpected losses. Please be careful! Ask your broker about their GMT Offset if you are not sure!

Please watch our video tutorials in "VIDEO TUTORIALS" section in the member area.

Now(since V47) Fapturbo has an automated GMT offset, but you need to use manual GMT offset for backtesting

What does Magic number mean in the expert advisor??

Magic number is the unique ID number of each advisor to help the system understand which advisor is making a trade if you attach several advisors at the same time.

My Market Watch is frozen! How do I set GMT Offset?

Please note if your Market Watch is frozen that means that your broker is on the weekend holiday and that broker time is not valid for GMT offset. You should wait until your broker is on a trading day to set the proper GMT offset value!

How do I change the parameters after I attached the EA to the chart?

Right click on the smiling face and select "Expert Advisors - > Properties" or press F7

Double click on parameters in INPUTS Tab to change them!

What is a Stealth Mode?

Stealth Mode protects you from cheating on the broker side. Using the stealth mode the take profit and stop loss values are not displayed to the broker.

FAPTURBO Backtest and Optimization

How do I perform a backtest on history?

If you are not a forex expert you do not need to perform any backtest and optimizations. Just use the default settings and set proper lot size (and GMT offset) and you are all set!

FAPTURBO is a very complicated robot with 2 strategies and that's why backtest is very slow. Do not run backtest if you have a slow PC.

First you should download the historical data for your backtest calculation.

To perform a backtest, you should press CTR+R or View->Strategy Tester in main menu in Metatrader4.

Then set the expert advisor to backtest, the proper symbol, time interval (Use date), period and click OK. When backtest is finished you will see the results in "Results" or "Graph" and "Report" Tabs.

Read the FAPTURBO GUIDE for more info.

Strategy backtest does not work!!

I guess you forgot to download historical data or your forgot to activate your copy of the EA and "allow DLLs" in the global settings of Metatrader (Tools -> Options)

My Metatrader crashes when I try to backtest

That means you are using an outdated MT4. Please update it to the latest build

What is optimization and how do I do that?

Optimization represents successive passes of the same expert advisor with different inputs on the same data. Such parameters can be sorted out at which the expert efficiency will be maximal. The terminal possesses some built-in means that allow it to automate this process. To optimize an expert, one has to flag the option of the same name in the "Tester" window and press the "Start" button. Do not make optimizations if you are not a forex expert!

My scalper strategy backtest shows totally different, bad results than yours!

The problem is in the spread value. You can backtest ONLY if your spread for EURGBP = 3. If your spread is higher, then backtest will show invalid results. Also mind the possible summer-winter time switch that could occur twice a year at your broker! You cant backtest well with invalid GMT offset!

Specific FAP And FAPTURBO Questions

What is Forex Autopilot (FAP)?

Forex Autopilot (F.A.P., ForexAutoPilot.com) is a fully independent software robot which trades the foreign exchange currency market on autopilot 24 hours a day. Robots such as Forex Autopilot are called "Expert Advisors" or EAs, and are attached to the currency charts in the trading platform software which is provided by forex brokers. ForexAutoPilot was created by Markus Leary and his team.

What is the difference between FAP and FAPTURBO?

FAPTURBO is built on the FAP (Forex Autopilot) engine but it is a whole new generation of product. FAPTURBO developers have added great number of new features to FAP Algorithm to make it More Safe and More Profitable. Now FAPTURBO FAP strategy uses fixed stop loss value so your possible losses will be small and limited. A great number of additional safe filters and indicators were added to prevent trading in risky conditions. Advanced filters and indicators that were added to the system make sure FAP avoids risky periods with unstable market and makes most of the profitable trades with high accuracy. Plus a new short-term scalper strategy is introduced in FAPTURBO that works on 4 pairs and showed great results in live real money trading.

What is the percent of winning trades?

According to history backtests from 1999-2008 and live trading results FAPTURBO EA makes 96% of winning trades. You can always perform backtest yourself to check that.

I did not like the "no stop loss idea" in FAP. How about that in FAPTURBO?

FAPTURBO FAP strategy uses fixed stop loss value so your possible losses will be small and limited. A great number of additional safe filters and indicators were added to prevent trading in risky conditions.

FAPTURBO Support

Do you provide support?

We provide rapid email support and Phone support to our members. Feel free to contact us if you have any questions or problems at support@fapturbo.com. Please give us 24-48 hours to reply.

Where can I get premium paid first priority support?

Join fap-winner.com club for premium paid first priority support on [fapturbo](http://fapturbo.com) (12 phone lines, live chat, appointment calendar etc)

Do you provide Video Tutorials?

Sure, we have prepared a bunch of cool video tutorials for you and a perfect step-by-step FAPTURBO GUIDE! You can find them in the member area!

What is FAPWINNER.com?

FAPWINNER.com (FAP-WINNER.COM) is a special service for ForexAutoPilot & FAPTURBO clients with premium support (rapid support, Live Chat, Appointment Calendar, Forum, Phone support) and advanced trading opportunities (Special FAP settings, Personal Trading Plan, Hedging EA) as well as weekly Mentoring and Coaching Class and Seminars/Webinars.

FAP-Winner was founded by Charles A. Floyd II, professional forex trader with 20 years of experience.

FAP-Winner is not a part of FAPTURBO or FAP service, it is a separate product created by Charles A. Floyd, II.

Do you have a private member FORUM?

A forum is a part of the FAPWINNER.com service. All FAPWINNER members have access to the private discussion forum where all your questions can be answered. You can discuss anything related to FAP and FAPTURBO including setup, effective strategies, usage and settings. Fapturbo.com also has private member forum.

Is FAPTURBO Legal?

FAPTURBO and FAPWINNER partners are 100% legal services. FAPWINNER, LLC is proud to be an authenticated Limited Liability Company in good standing with the State of Illinois. Address: 4710 Lincoln Hwy, Suite 234, Matteson, Illinois.

Problems & Troubleshooting

I can't activate my Copy!! My expert ID=0!! Help me!

This is a common but easy to fix glitch in Metatrader4. First check the EA settings. Turn on "Allow DLL imports" and remove "Confirm DLL function calls" there. Also check the global parameters of the Metatrader: Tools -> Options -> Expert Advisors. Turn on "Allow DLL imports" and turn off "Confirm DLL function calls". Then restart Metatrader! You must restart your Metatrader and try again! It helps. If it happens again in future then just restart your metatrader.

My Metatrader crashes when I try to run Fapturbo!!

That means you are using an outdated MT4. Please update it to the latest build. Contact your broker if you can't update your MT4 manually.

I installed FAPTURBO but I don't see it in the NAVIGATOR Tab in metatrader!

The problem could be that you have several Metatraders installed on your PC. Check if you installed FAPTURBO to correct folder of the correct MT copy.

I have the little smiley face in the right top corner, but it is not doing anything.

If the face is smiling and the broker information is showing on the left of the chart that means the EA is working correctly. It will open trades when it identifies the proper market situation. Have patience. It will open new trades sooner or later (often during first few days). Most of the advisors don't open the new orders instantly after you run them! Advisor is monitoring the market and opens its trades only on condition of possible profits!

I have a large draw down on my open trade. What's wrong? Am I losing money?

There is no problem here. Your trade is not closed yet. Have patience. Drawdowns are a normal part of the Forex investing landscape and they must be expected. FAPTURBO is not a crystal ball, it is a system that uses various technical indicators to enter and exit trades.

FAPTURBO has a built-in Stop Loss value so even if you experience a losing trade the loss will be limited by the Stop Loss value. You should know that All trades stay in minus for some time. The Forex Market always has price movements in both directions - there is no problem here. You can backtest on the EA history to better understand how it works. A current minus does not mean a loss, because the trade is Open. Only closed trades can be considered losing trades. FAPTURBO makes 96% winning trades

Why do my trades start in Minus?

Please note that all new open trades stay in minus for some time because you have to pay the "spread" (commission) to the broker! That is not a problem. Sooner or later most of the trades will close in profit. Have patience.

When I drag the expert advisor onto a chart, I don't get the smiley face, just an X. I follow the procedure but it still doesn't respond.

The Smiling Face icon means that EA works correctly. If you don't see the Smiling Face, just click on the "Expert Advisors" button on top of the Metatrader menu.

I see the sad face :(of the expert advisor instead of smiley face :)

If you see the Sad Face that means you forgot to set "Allow live trading" parameter for the expert advisor. Please check the parameters.

Why are some expert advisors shown in grey in the NAVIGATOR TAB?

Experts-Robots are shown in grey because they don't have open source codes. That's fine. It is not the problem at all. They will still work fine if they have the Smiling Face on the top right of the attached graph. Template MT4 experts like "MACD Sample" and "Moving Average" are free samples with open source and that's why they are shown in yellow.

I can't activate my copy because the Activation ALARM does not appear!!

Maybe your copy is already activated or you forgot to check "allow DLL imports" and remove "Confirm DLL function calls" in the EA settings. Another possible reason: Today is a non-trading day (weekend or Friday, for example). Wait 2-3 days for this alert to appear. It will appear during only trading days.

If you have installed manually then you may not have the .dll file installed, or have put it in the wrong place.

FAPTURBO doesn't trade! What am I doing wrong??

If FAPTURBO does not open a single trade after 1 week that means

something is wrong here.

Here is what to do:

- First of all, please carefully check all the setup steps according to the FAPTURBO GUIDE.
- Make sure you have a smiling face of FAPTURBO EA on the right top side of the Chart.
- Check if your copy is activated.
- Check the Log or Journal for possible errors. Contact our support for help.
- Check if the FAPTURBO3.DLL exists in the expert/libraries folder in your Metatrader
- If you trade FXPro and other brokers that do not allow the microlots set the TradeMicrolots = false position otherwise it will not trade.
- Check that your broker has spreads of 5 or below for the pairs you are trading. You will not get trades if the spread is greater than this

I see "Requotes or Off Quotes" and "Trade context is busy" ERRORS in Journal!

Requotes and trade context is busy errors happen on the broker side from time to time. We cant do anything about it. That is part of live trading and they should be expected. Such errors decrease profitability comparing to demo accounts but do not harm the system.

I get the error "No money to open more orders."?

That means that your deposit is too small for the current level of risk. Try to increase your deposit or decrease the lot size. For example, change the lot size from 1 to 0.1 in EA parameters. Also check that you have leverage of 100:1 or greater.

I get "alligator jaw error"!

In most cases all Alligator jaw errors mean is a temporary connection to broker error. You can skip them. Such errors are removed automatically when connection is established again.

I get error "Trade is not allowed".

That could mean you logged in using the Investor password instead of Trader password or forgot to "allow live trading" in EA settings

My orders are opened with Zero stop loss and Take profit!! Help me!

There is no problem here. You are using Stealth mode. Stealth Mode protects you from cheating on the broker side. Using the stealth mode the take profit and stop loss values are not displayed to broker. That does not mean that your order does not have stop loss and take profit. It is "inner" and not visible. FAPTurbo will place fake take profit and stoploss levels but these are placed after the trade has already opened since some brokers do not allow placing of stoploss and take profit at the time of opening the trade.

I get "order send error".

Check the take profit and stop loss settings. Some brokers do not allow scalping. Enable the Stealth mode.

My trading results are bad. What is wrong?

There could be a few possible reasons:

1. First of all please carefully check all the setup steps according to the FAPTURBO GUIDE.
2. If you use the Scalper strategy check the Spread value. It should be 3-5 for EURGBP or less for proper trading. Take into account that some brokers increase the spread value at night and cheat you! Check spread at night too.
3. For scalper strategy make sure you use PROPER GMT OFFSET. Failing to set the proper GMT OFFSET will result in a loss and bad trading! Read GUIDE for more details!
4. Please note that when trading with any forex strategy you should take into account that your goal is to make a profit long term. You should check your results monthly or quarterly, not every day or every week. The idea here is to make you a profit in the long run! So have patience and you will be amazed by how well it works!

My trading results differ from yours on site.

Trading results could differ in different brokers and even inside one broker. That is normal. Demo and Real accounts have different spread size and different order execution times so results could vary too. That is not a problem.
Don't forget to double check GMT Offset parameter!

My Scalper Trade was not closed on time! What happend?

Maybe you had a disconnection issue or requotes problem that prevented FAPTurbo from closing the position in time. That sometimes happen on the brokers side. If you have a poor connection we recommend ordering a VPS server to host your trades. Also you can close such invalid trades manually later.

My Spreads for EURCHF and GBPCHF are larger than 3! What to do!?

Spread must be 3-5 for main pair EURGBP. For other pairs spread can be larger. it's OK!

*Have a nice trading
Steve, Mike, Uli*

