



FedEx Web Services
2016

Developer Guide



Table of Contents

1	Introduction.....	18
1.1	Document Overview	19
1.2	Printing All or Part of This Guide	20
1.3	Web Services, WSDL, and SOAP Overview.....	21
1.4	Implementing FedEx Web Services.....	28
1.5	Understanding the XML Schema.....	28
1.6	Implementation Process	35
1.7	Samples.....	38
2	Address Validation Service	39
2.1	Address Validation Request	39
2.2	Address Validation Service Details.....	41
2.3	How FedEx Address Validation Works	41
2.4	Tips on Getting Accurate Address Matches	41
2.5	Address Results	42
2.6	Address Checking Process	42
2.7	Address Classification.....	42
2.8	Address Validation Coding Details	43
3	Close Service Shipment.....	55
3.1	Close Service Operations	55
3.2	Close Service Coding Details	56
3.3	FedEx Ground Reports.....	60
3.4	FedEx SmartPost Close Shipment Service Details.....	61
4	Consolidation Services	65
4.1	Single Shipment Through Customs	67
4.2	Single Point of Clearance	67
4.3	Multiple-Piece Freight Shipments.....	67
4.4	Transaction Rules	67
4.5	Non FedEx Trade Networks Customs Broker	70
4.6	Shipping Service Options.....	71
4.7	Creating Consideration Shipments.....	73
4.8	Requesting Consolidation Services.....	86
4.9	Consolidation Services Labels	86
4.10	Ground Commercial Invoice	86
4.11	Consolidated Commercial Invoice.....	87
4.12	International DirectDistribution (IDD) Service	90

4.13	Useful Tips Consolidation Services Transactions	90
5	Country Service	92
5.1	Country Service Coding Details	92
6	Create a Label	95
6.1	Thermal Labels	95
6.2	Doc-Tab Configuration	100
6.3	Laser Labels	106
6.4	Custom Labels	111
6.5	Portable Network Graphic (PNG) Label	131
6.6	Label Review Checklist	132
7	Dangerous Goods and HazMat	134
7.1	Dangerous Goods (FedEx Express)	134
7.2	Hazardous Materials (FedEx Ground U.S.)	141
7.3	Dry Ice Shipments	145
8	Dangerous Good Data Service	147
8.1	Dangerous Goods Shipments (FedEx Express)	147
8.2	Hazardous Materials (FedEx Ground U.S.)	147
8.3	Dangerous Goods Data Service Coding Basics	148
8.4	DGDS Sample Codes	166
8.5	Ship Using FedEx Tracking Number	194
9	Electronic Trade Documents	197
9.1	FedEx ETD Service Details	197
9.2	Upload Documents Request Elements	198
9.3	Upload Documents Reply Elements	199
9.4	Ship Request Elements	200
9.5	Ship Reply Elements	201
10	Estimated Duties and Taxes (Express and Ground)	203
10.1	Estimated Duties and Taxes Service Details	203
10.2	Estimated Duties and Taxes Coding Details	204
11	FedEx Express U.S. Shipping	207
11.1	FedEx Express U.S. Service Details	207
11.2	FedEx Express U.S. Coding Details	210
11.3	FedEx Express U.S. Multiple-Package Shipments	214
11.4	Group Multiple Piece Shipments	216
12	FedEx Express Freight Services: U.S.	217
12.1	Express Freight Service Business Rules	217
12.2	FedEx Express Freight Services Coding Details	219

13	FedEx Freight Services	220
13.1	FedEx Freight Service Features	221
13.2	FedEx Freight Service Details	221
13.3	FedEx Freight Priority	222
13.4	FedEx Freight Economy	223
13.5	Custom Delivery Date Options	223
13.6	Inside Pickup Service Option	223
13.7	FedEx Freight Rates and Surcharges	223
13.8	FedEx Freight Coding Details	224
14	FedEx Ground U.S. Shipping	236
14.1	FedEx Ground U.S. Service Details	236
14.2	FedEx Ground U.S. Coding Details	237
14.3	FedEx Home Delivery Convenient Delivery	243
14.4	FedEx Home Delivery Service Details	244
15	FedEx Intra-Country Shipping	246
15.1	Services and Service Areas	246
15.2	Intra-Country Services Overview	247
15.3	Special Service Options	249
15.4	Rules for Colombia	255
15.5	Rules for India	256
15.6	Rules for Mexico	261
15.7	Rules for The United Kingdom	262
16	FedEx SmartPost Shipping	268
16.1	FedEx SmartPost Service Details	268
16.2	FedEx SmartPost Returns Service Details	277
17	In-Flight Shipment Service	287
17.1	In-Flight Shipment Service Details	287
17.2	In-Flight Shipment Service Coding Details	287
18	International Shipping	292
18.1	FedEx Express International Shipping	292
18.2	FedEx Express Freight Services: International	317
18.3	FedEx International Ground Shipping	319
18.4	FedEx International Ground Service Details	320
18.5	FedEx International Ground Coding Details	321
18.6	FedEx International Broker	332
18.7	B13A for Canada Export Shipping	334
18.8	Electronic Export Information	335

18.9	Commercial Destination Control.....	338
19	Locations Service	340
19.1	Locations Service Details.....	340
19.2	Location Request Coding Details.....	341
19.3	UK/GB Locations Support.....	350
20	Open Shipping	351
20.1	FedEx Services with Open Ship	351
20.2	Open Ship Process and Workflow	351
20.3	About Web Services Open Ship Transactions.....	352
20.4	Create Open Shipment	353
20.5	Route and Time-in-Transit Transaction.....	383
20.6	Rate Open Ship Shipment Transaction	383
20.7	Add Piece Transaction	383
20.8	Returned Add Piece Fields.....	386
20.9	Modify Piece Transaction	387
20.10	Delete Piece Transaction	395
20.11	Delete Shipment Transaction.....	395
20.12	Confirm Shipment Transactions	396
20.13	Open Ship Print Options	411
20.14	Email Labels.....	411
20.15	Email Return Label Elements	416
21	Pickup Service.....	421
21.1	Pickup Service Details.....	421
21.2	LTL Freight Pickup Special Services	422
21.3	Pickup Service Request Elements.....	426
21.4	Pickup Service Reply Elements	431
21.5	Pickup Service Country Codes	432
21.6	Cancel Pickup Service Details	433
21.7	Express Tag Availability	444
22	Rate Services	446
22.1	RateRequest	446
22.2	Rate Available Services/Rate Shopping	446
22.3	Surcharges and Discounts.....	469
22.4	FedEx One Rate	475
22.5	Variable Handling Charges.....	476
23	Returns Shipping	479
23.1	Global Returns	480

23.2	FedEx Return Tags	481
23.3	FedEx Print Return Label	490
23.4	FedEx Express/Ground Return Label Coding Details	491
23.5	Alternate Return Address	493
24	Ship Service	494
24.1	Shipping Services by Region	494
24.2	Ship Service Coding Basics	495
24.3	Delete Shipment	509
24.4	Process Shipment Reply	513
24.5	Validate Shipment	520
24.6	FedEx One Rate	524
24.7	Shipment Notification	526
24.8	Alcohol Shipping	528
24.9	Future Day Shipping	535
24.10	Masked Data	536
25	Special Services	538
25.1	Delivery Signature Options	538
25.2	FedEx Priority Alert Options	540
25.3	Saturday Service	542
25.4	FedEx Express Collect on Delivery (C.O.D.)	543
25.5	FedEx Ground U.S. Collect On Delivery (C.O.D.)	549
25.6	Ground E.C.O.D.	558
25.7	Hold at FedEx Location	558
25.8	Shipping Document Service	560
25.9	Upload Images	578
26	Tracking and Visibility Services	580
26.1	Tracking Shipments	580
26.2	Signature Proof of Delivery (SPOD)	604
26.3	Notification	611
26.4	FedEx InSight	618
27	Validation Availability And Commitment Service	619
27.1	Service Availability	619
Appendix	625
	Appendix A: Country Code Tables	625
	Appendix B: U.S. State Codes	637
	Appendix C: Canada Province Codes	639
	Appendix D: Mexico State Codes	640

Appendix E: United Arab Emirates (UAE) State Code Table.....	641
Appendix F: Currency Codes.....	641
Appendix G: Harmonized Tariff Unit of Measure Codes.....	644
Appendix H: Vague Commodity Descriptions.....	647
Appendix I: Waybill Legal Terms and Conditions.....	668
Appendix J: Postal-Aware Countries and Formats.....	668
Appendix K: Physical Packaging Type Codes.....	670
Appendix L: Customs-Approved Document Descriptions.....	671
Appendix M: Time Zones.....	673
Appendix N: Minimum Customs Value.....	674
Appendix O: Error Code Messages.....	675
Appendix P: Countries Accepting Electronic Trade Documents.....	893
Appendix Q: Track Service Scan Codes.....	897
Appendix R: Maximum Field Lengths.....	957
Appendix S: FedEx Express Plain Paper.....	958
Appendix T: FedEx Express Thermal Label Samples.....	976
Appendix U: FedEx Ground Plain Paper Labels.....	976
Appendix V: FedEx Ground Thermal Label Samples.....	981
Appendix W: FedEx SmartPost Label Samples.....	996
Appendix X: Sample Shipping Documents.....	1000
Appendix Y: Glossary.....	1011
Appendix Z: Track Special Handling Type.....	1020
Appendix AA: Test Server Mock Tracking Numbers.....	1024
Appendix AB: Customer Reference Elements.....	1026
Appendix AC: China Provinces and Regions.....	1030
Appendix AD: SmartPost Hub IDs.....	1031
Appendix AE: Web Services and Service IDs.....	1033

List of Tables

Table 1. WSDL Elements	22
Table 2. XML Schema Diagrams	30
Table 3. Required Elements.....	32
Table 4 Reply/HighestSeverity/Notification	33
Table 5. TransactionDetail Elements	33
Table 6. VersionId Elements.....	33
Table 7. Sender Information.....	34
Table 8. Requirements and Resources for Corporate Developers.....	37
Table 9. Requirements and Resources for Commercial Developers.....	37
Table 10. Countries that support Address Validation	39
Table 11. Address Matching Results	43
Table 12. AddressValidationRequest Elements.....	44
Table 13. AddressValidationReply Elements	45
Table 14: List of Address Attributes	48
Table 15: Notification	54
Table 16. CloseService Operations.....	55
Table 17. GroundCloseRequest Elements.....	56
Table 18. GroundCloseWithDocumentsRequest Elements	57
Table 19. GroundCloseServiceWithDocumentReply Elements	58
Table 20. PrintingGroundReports Elements	60
Table 21. FedEx SmartPost Close Service Elements	61
Table 22. FedEx Consolidation Services At-A-Glance	65
Table 23. FedEx International DirectDistribution Services - Express and Ground Services	66
Table 24. Broker Elements.....	70
Table 25. FedEx Express and FedEx Ground Services Allowed by Package Type.....	71
Table 26. FedEx Express Special Services Allowed by Service Type - I	71
Table 27. FedEx Express Special Services Allowed by Service Type - II	72
Table 28. FedEx Ground Special Services Allowed by Service Type	73
Table 29. Consolidation Shipment Creation	73
Table 30. DeleteOpenConsolidationRequest	74
Table 31. ConfirmConsolidationRequest	74
Table 32. ConfirmConsolidationReply.....	81
Table 33: GetConfirmConsolidationResultsReply	82
Table 34. GetConfirmConsolidationResultsRequest.....	86
Table 35. ValidatePostalRequest Elements.....	92
Table 36. ValidatePostalReply Elements	92
Table 37. ThermalLabel Elements	96
Table 38. Number of Thermal Labels Printed Per U.S. Service	98
Table 39. Number of Thermal Labels Printed Per U.S. Export Intn'l Service	98
Table 40. Number of Thermal Labels Printed Per Intra-Canada Service	99
Table 41. Number of Thermal Labels Printed Per Canada Export International Service	99
Table 42. Number of Thermal Labels Printed Per Philippines and Thailand inbound shipments.....	99
Table 43. Doc-Tab Configuration Elements	100
Table 44. Doc-Tab Prefix (Non-Rate Data)	101
Table 45. Doc-Tab Prefix (Rate Data).....	101
Table 46. WebServices Elements.....	107
Table 47. Number of Thermal Labels Printed Per U.S. Service	109

Table 48. Number of Thermal Labels Printed Per U.S. Export International Service	109
Table 49. Number of Thermal Labels Printed Per Intra-Mexico Service	110
Table 50. Number of Thermal Labels Printed Per Intra-Canada Service	110
Table 51. Number of Thermal Labels Printed Per Canada Export Int'l Service	110
Table 52. Number of Thermal Labels Printed Per Philippines and Thailand inbound shipments...	111
Table 53. Custom Label Elements for Text	113
Table 54. Custom Label Elements for Graphics	119
Table 55. Net Explosive Mass Error Information	136
Table 56. Dangerous Goods Coding Details Elements	137
Table 57. Hazardous Materials Elements	142
Table 58. Hazardous Materials Reply Elements	144
Table 59. Dry Ice ShipService WSDL Elements	146
Table 60. List Dangerous Goods Request Elements	148
Table 61. ListDangerousGoodsReply Elements	149
Table 62. Validate Dangerous Goods Request Elements	150
Table 63. Validate Dangerous Goods Reply Elements	154
Table 64. Upload Dangerous Goods Request Elements	157
Table 65. Upload Dangerous Goods Reply Elements	157
Table 66. Add Dangerous Goods Handling Unit Request Elements	158
Table 67. Add Dangerous Goods Handling Unit Reply Elements	159
Table 68. Modify Dangerous Goods Shipment Request Elements	160
Table 69. Modify Dangerous Goods Shipment Reply Elements	160
Table 70. Modify Dangerous Goods Handling Unit Request Elements	161
Table 71. ModifyDangerousGoodsHandlingUnitReply Elements	162
Table 72. RetrieveDangerousGoodsRequest Elements	162
Table 73. RetrieveDangerousGoodsReply Elements	163
Table 74. Delete Dangerous Goods Request Elements	164
Table 75. Delete Dangerous Goods Reply Elements	164
Table 76. Delete Dangerous Goods Handling Unit Request Elements	165
Table 77. DeleteDangerousGoodsHandlingUnitReply Elements	166
Table 78. Electronic Trade Documents Request Elements	198
Table 79. Electronic Trade Documents Reply Elements	199
Table 80. Electronic Trade Documents Request Elements	200
Table 81. Electronic Trade Documents Reply Elements	201
Table 82. Estimated Duties and Taxes Request Elements	204
Table 83. Recipient Information Elements	211
Table 84. Shipment/Package Information Elements	211
Table 85. Label Requirements Elements	213
Table 86. Multiple Piece Shipment Request Elements	214
Table 87. Multiple Piece Shipment Reply Elements	215
Table 88. U.S. Express Freight Detail Elements	219
Table 89. Freight Request Elements	224
Table 90. Optional Pickup Request Elements	230
Table 91. Freight Reply Elements	231
Table 92. Recipient Information Elements	237
Table 93. Billing Elements	238
Table 94. Multiple-Package Shipment Elements	240
Table 95. Package and Shipment Details Elements	241
Table 96. LabelSpecification Element	243
Table 97. Package vs. Shipment Level Shipping Options	243
Table 98. Home Delivery Convenient Delivery Options Elements	243

Table 99. Canadian Services	246
Table 100. Europe, the Middle East and Africa Services and Service Areas	246
Table 101. Latin America and the Caribbean Services and Service Areas	247
Table 102. Latin America and the Caribbean Special Service Options	250
Table 103. Europe, the Middle East and Africa Special Service Options	251
Table 104. India Special Service Options	253
Table 105. Freight to Collect with Intra-Country Shipping	255
Table 106. Colombia Package Limitations	255
Table 107. Intra-Country Shipping Weights and Dimension Limits	257
Table 108. ProcessShipmentRequest	258
Table 109. Intra-India Shipping Surcharge Reply Element	260
Table 110: Mexico Package Limitations	261
Table 111. Intra-Mexico Request Elements	261
Table 112. Intra-UK Request Elements	263
Table 113. Intra-UK Reply Elements	265
Table 114. FedEx SmartPost Request Elements	269
Table 115. FedEx SmartPost Reply Elements	271
Table 116. FedEx SmartPost APO/FPO/DPO Elements	273
Table 117. FedEx SmartPost Returns Request Elements	280
Table 118. FedEx SmartPost Email Return Label Request Elements	282
Table 119. FedEx SmartPost Reply Elements	283
Table 120: ValidateDeliveryRequest Elements	287
Table 121: ValidateDeliveryReply Elements	289
Table 122: ProcessDeliveryRequest Elements	289
Table 123: ProcessDeliveryReply Elements	291
Table 124. Recipient Information Elements	295
Table 125. Billing Elements	296
Table 126. Multiple Piece Shipment Elements	298
Table 127. Shipment/Package Information Elements	298
Table 128. Label Requirements Element	302
Table 129. Document Shipment Options	302
Table 130. Recipient Information Elements	303
Table 131. Billing Detail Elements	305
Table 132. Multiple-Piece Shipment Elements	306
Table 133. Shipment/Package Information Elements	306
Table 134. Label Requirements Element	309
Table 135. Commodity Shipment Elements	310
Table 136. Commodity Elements	311
Table 137. Required element if the recipient and importer are not the same	313
Table 138. Shipping Option and Package vs. Shipment Level	314
Table 139. B13A Elements	334
Table 140. ITN or EEI Exemption Number Elements	337
Table 141. Commerce Destination Control Statement Elements	338
Table 142. SearchLocationsRequest Elements	341
Table 143. SearchLocationsReply Elements	345
Table 144. Open Ship Creation	351
Table 145. Create Open Shipment Request	354
Table 146. CreateOpenShipmentReply	365
Table 147. CreatePendingShipmentRequest	371
Table 148. Create Pending Shipment Reply	378
Table 149. Add Packages To Open Shipment Request	383

Table 150. AddPackagesToOpenShipmentReply	386
Table 151. ModifyPackageInOpenShipmentRequest	387
Table 152. DeletePackagesFromOpenShipmentRequest	395
Table 153. DeleteOpenShipmentRequest	395
Table 154. ConfirmOpenShipmentRequest	396
Table 155. ConfirmOpenShipmentReply	400
Table 156. GetConfirmOpenShipmentResultsRequest	402
Table 157. RetrieveJobResultsRequest	407
Table 158. Retrieve Job Results Reply	407
Table 159. Email Return Label Elements	412
Table 160. Email Label (non-return) Elements	414
Table 161. Cancel Email Label Elements	415
Table 162. CreatePendingShipment Basic Returns Email Label Request Elements	416
Table 163. CreatePendingShipment Request Returns Email Label Through FedEx Elements	418
Table 164. FreightPickupDetail/LinItems	422
Table 165. Pickup Service Request Elements	426
Table 166. ExpressFreightDetail Elements	428
Table 167. PickupServiceReply Elements	431
Table 168. Pickup Service Country Codes	432
Table 169. CancelPickup Service Request Elements	433
Table 170. CancelPickupRequest Elements	436
Table 171. CancelPickupReply Elements	437
Table 172. PickupAvailability Elements	438
Table 173. PickupAvailabilityRequest Elements	439
Table 174. Pickup Availability Reply Elements	442
Table 175. ExpressTagAvailabilityRequest Element	444
Table 176. ExpressTagAvailabilityReply Elements	444
Table 177. RateRequest Elements	447
Table 178. RateReply Elements	457
Table 179. FedEx Express Freight RateRequest Elements	460
Table 180. FedEx Freight Reply Shipment Elements	465
Table 181. Rate Reply Possible Surcharges for FedEx Service Options	467
Table 182. Surcharges and Discounts Rate Quote	469
Table 183. FedEx Discount Programs	474
Table 184. Packaging Types	476
Table 185. Variable Handling Elements	477
Table 186. Return Types	479
Table 187. Process Tag Request Elements	482
Table 188. DeleteTagRequest Elements	488
Table 189. ExpressTagAvailabilityRequest Element	489
Table 190. Express Tag Availability Reply Elements	489
Table 191. Print Return Label Elements	492
Table 192. Alternate Return Request Elements	493
Table 193. Shipping Services by Region	494
Table 194. Requested Shipment Elements	495
Table 195. Delete Shipment Coding Details Elements	510
Table 196. Process Shipment Reply Elements	513
Table 197. Validate Shipment Request Elements	520
Table 198. Packaging Types	525
Table 199. Shipment Notification Elements	526
Table 200. AlcoholShipping Elements	529

Table 201. Future Day Shipping Elements	536
Table 202. Masked Data Coding Elements	536
Table 203. Delivery Signature Options	538
Table 204. Delivery Signature Elements	539
Table 205. Priority Alert Basic Complex Elements	541
Table 206. Priority Alert Additional Reply Elements	541
Table 207. Saturday Ship and Delivery Request Elements	543
Table 208. Single C.O.D. Shipment Elements	544
Table 209. Multiple Piece Shipment C.O.D. Request Elements	547
Table 210. Multiple Piece Shipment C.O.D. Reply Elements	548
Table 211. Multiple Piece Shipment C.O.D. Additional Shipping Options Reply Elements	549
Table 212. Single and C.O.D. Multiple Piece Shipment Elements	550
Table 213. Multiple-Piece Shipment C.O.D. Elements	556
Table 214. Multiple-Piece Shipment C.O.D. Reply Elements	557
Table 215. Additional Multiple-Piece Package/Shipment C.O.D. Options	558
Table 216. Hold at FedEx Location Elements	559
Table 217. Certificate of Origin Elements	561
Table 218. Commerical Invoice Elements	562
Table 219. NAFTA Certificate of Origin Elements	566
Table 220. OP-900 Elements	571
Table 221. Dangerous Goods Shippers Declaration Elements	573
Table 222. Pro Forma Invoice Elements	576
Table 223. Freight Address Label Elements	577
Table 224. Upload Image Request Elements	578
Table 225. Upload Image Reply Elements	579
Table 226. TrackRequest Elements	583
Table 227. TrackReply Elements	586
Table 228. TrackReply/CompletedTrackDetails/TrackDetails Elements	588
Table 229. Tracking Status Codes	602
Table 230. SPOD Letter Request Elements	604
Table 231. SPOD Letter Reply Elements	606
Table 232. SPOD Fax Request Elements	607
Table 233. SPOD Fax Reply Elements	607
Table 234. Valid Language Codes for Notification Service	611
Table 235. SendNotificationsRequest Elements	613
Table 236. SendNotificationsReply Elements	616
Table 237. FedEx InSight Elements	618
Table 238. ServiceAvailabilityRequest Elements	620
Table 239. ServiceAvailability Reply Elements	622
Table 240. US State Codes	637
Table 241. Canada Province Codes	639
Table 242. Mexico State Codes	640
Table 243. UAE State Codes	641
Table 244. Currency Codes	641
Table 245. Harmonized Tariff Unit of Measure Codes	644
Table 246. Vague Commodity Descriptions	647
Table 247. Postal Aware Countries and Formats	668
Table 248. Physical Packaging Type Codes	670
Table 249. Customs-Approved Document Descriptions	671
Table 250. Time Zones	673
Table 251. Minimum Customs Value	674

Table 252. Chained SSL Certificate Error Messages	676
Table 253. Ground Close Service Error Messages	677
Table 254. Ground Close With Documents Error Messages	678
Table 255. Reprint Ground Close Documents	678
Table 256. Electronic Trade Documents Error Messages	679
Table 257. Upload Document Service Error Messages	679
Table 258. FedEx SmartPost Shipping Error Messages	680
Table 259. Signature Proof Of Delivery (SPOD) Error Messages.....	681
Table 260. Locations Service Error Messages	683
Table 261. Track Service Error Messages	689
Table 262. VACS and Country Service Error Messages	701
Table 263. Dangerous Goods Data Service and List Detail Error Messages	721
Table 264. Rate Service Error Messages	730
Table 265. Pickup Service Error Messages	759
Table 266. Ship Service and Open Shipping Error Messages	824
Table 267. Open Ship Service Error Messages	893
Table 268. Countries Accepting Electronic Trade Documents	893
Table 269. Track Service Scan Codes	898
Table 270. Maximum Field Lengths	957
Table 271. FedEx Express Special Handling Codes	970
Table 272. Shipping Documents	1000
Table 273. Acronym List and Descriptions	1011
Table 274. Track Special Handling Type Valid Values	1020
Table 275. Tracking Numbers for FedEx Express and Ground	1024
Table 276 Tracking Numbers for SmartPost.....	1025
Table 277 Tracking Numbers for Freight LTL	1025
Table 278. Customer Reference Elements - Express and Ground	1026
Table 279. Customer Reference Elements - SmartPost	1028
Table 280. Customer Reference Elements - LTL.....	1029
Table 281. China Provinces and Regions	1030
Table 282. SmartPost Hub IDs.....	1031
Table 283. Web Service Names and Respective Service IDs	1033

Table of Figures

Figure 1: Custom Validator Label	112
Figure 2. Notification email	284
Figure 3. Fedex.com screen.....	285
Figure 4. Sample SEL-169 Labels	531
Figure 5. Example for Standard Exception Label 169.....	532
Figure 6. Label that includes the standard SEL 169 text at the bottom of the shipping label	533
Figure 7. Sample Label that includes the standard SEL 169 text as a supplemental label	534
Figure 8. SPOD Sample Letter – Partial.....	609
Figure 9. SPOD Sample Letter – Full	610
Figure 10. FedEx Express Plain Paper	959
Figure 11. Layout Requirements for Multiple-Piece Shipment Master Label.....	960
Figure 12. Font Requirements for Multiple-Piece Shipment Master Label.....	961
Figure 13. International Multiple Piece Shipment Child Label.....	962
Figure 14. International Multiple Piece Shipment Master Label.....	963
Figure 15. C.O.D. Return Label (ASTRA Block).....	964
Figure 16. Priority Saturday Delivery Label (ASTRA Block)	965
Figure 17. FedEx 1Day Freight Saturday Delivery Label	966
Figure 18. 2Day Saturday Delivery	967
Figure 19. 2Day Delivery.....	968
Figure 20. Priority Alert Delivery.....	969
Figure 21. FedEx Express Domestic Inaccessible Dangerous Goods with Dry Ice and Adult Signature Required	971
Figure 22. Requirements for International Single Piece Label.....	972
Figure 23. FedEx International Priority Label with Broker Select Option.....	973
Figure 24. FedEx International Priority Label with Broker Select Option Airway Bill	974
Figure 25. International Single Piece Label with Electronic Trade Documents.....	975
Figure 26. FedEx Express Thermal Label Sample.....	976
Figure 27. Label Layout Requirements.....	977
Figure 28. United States Home Delivery 1D Barcode Label	978
Figure 29. Return Label.....	979
Figure 30. HazMat Label	980
Figure 31. C.O.D. Return Label.....	981
Figure 32. FedEx International Ground Label.....	981
Figure 33. Is Part of a FedEx Ground thermal label	982
Figure 34. Layout Requirements for FedEx Ground U.S. Label.....	983
Figure 35. Font Requirements for FedEx Ground U.S. Label	984
Figure 36. Layout and Font Requirements for FedEx Home Delivery U.S. Label	985
Figure 37. FedEx Ground U.S. C.O.D. Inbound Shipping Label.....	986
Figure 38. FedEx Ground U.S. C.O.D. Outbound Payment Label	987
Figure 39. FedEx Ground U.S. E.C.O.D. Second Label	988
Figure 40. FedEx Ground U.S. C.O.D. with Guaranteed Funds Label.....	989
Figure 41. FedEx Ground U.S. C.O.D. with Guaranteed Funds Second Label.....	990
Figure 42. FedEx Ground Hold at Location Return Thermal Label with 1D Barcode.....	991
Figure 43. FedEx Home Delivery U.S. 1D Barcode Label with ORM-D/Limited Quantity.....	992
Figure 44. FedEx Ground U.S. Third-Party with FedEx Return Manager Label.....	993
Figure 45. FedEx International Ground Label with 3 rd Billing and C.O.D. with Guaranteed Funds.....	994
Figure 46. FedEx Ground U.S. Label with Doc-Tab.....	995
Figure 47. FedEx SmartPost Returns Label.....	996

Figure 48. FedEx Ground Thermal SmartPost Label (Large Shipper)	997
Figure 49. FedEx Integrated Label (Small Shipper)	998
Figure 50. FedEx Ground SmartPost Returns Label	999
Figure 51. Bill of Lading	1001
Figure 52. Certificate of Origin	1002
Figure 53. Commercial Invoice.....	1003
Figure 54. NAFTA COO	1004
Figure 55. OP-900	1005
Figure 56. OP-950	1006
Figure 57. Hazardous Materials Certification Report	1007
Figure 58. Pro Forma Invoice	1008
Figure 59. FedEx Ground Pickup Manifest.....	1009
Figure 60. Commodity By Tracking Number Report.....	1010

Legal and Copyright Notices

Confidential and Proprietary

The information contained in this guide is confidential and proprietary to FedEx Corporate Services, Inc. and its affiliates (collectively "FedEx"). No part of this guide may be distributed or disclosed in any form to any third party without written permission of FedEx. This guide is provided to you and its use is subject to the terms and conditions of the FedEx Automation Agreement. The information in this document may be changed at any time without notice. Any conflict between this guide, the FedEx Automation Agreement and the *FedEx Service Guide* shall be governed by the FedEx Automation Agreement and the *FedEx Service Guide*, in that order.

© 2015 - 2016 FedEx. FedEx and the FedEx logo are registered service marks. All rights reserved. Unpublished.

Payment

You must remit payment in accordance with the FedEx Service Guide, tariff, service agreement or other terms or instructions provided to you by FedEx from time to time. You may not withhold payment on any shipments because of equipment failure or for the failure of FedEx to repair or replace any equipment.

Invoices

If you generate an inaccurate invoice, FedEx® may bill or refund to you the difference according to the *FedEx Service Guide*, tariff service agreement or other terms or instructions provided to you by FedEx from time to time. A request for refund on a FedEx shipment must be made in accordance with the applicable Service Guide or terms or instructions provided by FedEx from time to time. A shipment given to FedEx with incorrect information is not eligible for refund under any FedEx money-back guarantee. FedEx may suspend any applicable money-back guarantee in the event of equipment failure or if it becomes inoperative.

Disclaimer

All improper Transaction scenarios are for example only. They do not reflect all error condition scenarios.

About This Guide

This guide describes how to integrate with FedEx Web Services. It is written for the application developer who uses web services to design and deploy applications enabled by FedEx. It describes how to get started with application development and how to use the Application Programming Interface (API). It also describes each available service in addition to the business logic that drives each FedEx process.

Document Organization

Each web service provides access to FedEx features. The service description includes service details and a full schema listing to facilitate application development.

Resources

- FedEx Developer Resource Center: fedex.com/developer
- FedEx Services At-a-Glance: fedex.com/us/services
- FedEx Service Guide available at fedex.com/us/service-guide
- World Wide Web Consortium XML: <https://www.w3.org/XML/>
- World Wide Web Consortium XML Schema: <https://www.w3.org/XML/Schema>
- Microsoft Web Services: msdn.microsoft.com/en-us/library/ms950421.aspx
- O'Reilly XML.com: www.xml.com
- Secure Socket Layer Certificates: fedex.com/us/developer/downloads/dev_cert.zip
- Web Services organization home page: <https://www.w3.org/2000/xp/Group/>

Support

- Contact FedEx Web Services technical support at websupport@fedex.com.
- Regional contact email addresses are:
 - For Europe - emeawebservices@fedex.com
 - For Indian Subcontinent, Middle East and Africa - apacwebservices@fedex.com
- For technical support, call **1.877.339.2774** and state "API" at the voice prompt.
- Support hours are Monday through Friday, 7:00 a.m. to 9:00 p.m. CST, and Saturday, 9:00 a.m. to 3:00 p.m. CST.
- For FedEx Customer Service, call **1.800.GoFedEx** 1.800.463.3339.
- Customers using a FedEx® Compatible Solutions Program automation solution should contact their software provider for support.

1 Introduction

FedEx Web Services gives you the tools to build custom platform and interface-independent applications that access FedEx features. You can use FedEx Web Services in a variety of ways to create customized integration solutions for your specific shipping needs. Here are few of the ways a company can use web services to streamline operations, improve visibility, and provide more choices to clients:

- **Verify Address and Improve Customer Satisfaction:** Prompt customers for additional information in the event of an address discrepancy or missing information with the Address Validation WSDL.
See [Address Validation Service](#) for more information.
- **Give Customers More Options:** Help customers learn about all the available shipping options and rates with [Ship Service](#) and [Rate Services](#). You can also extend this service to your shopping cart and website, allowing customers to access money-saving information firsthand.
See [Rate Services](#) and [Ship Service](#) for more information.
- **More Convenience:** Use the Locations Service to find the FedEx pickup location nearest your customer. Or, send an email to your customers with a link to this service as part of your standard order-receipt process.
See [Locations Service](#) for more information.
- **Offer Global Shipping Options:** Create shipping labels for worldwide locations. Improve customer service by offering more shipping options to customers in more countries with the consolidated Ship Service.
See [Ship Service](#) for more information.
- **Reduce Customer Service Costs:** Decrease phone traffic from customers checking the status of their shipments and cut customer service costs. FedEx provides online Tracking and Visibility Services that allow you to provide customers with the status of shipments, Signature Proof of Delivery (SPOD), and [Shipment Notification in the Ship Request](#).
See [Shipment Notification in the Ship Request](#), [Signature Proof of Delivery \(SPOD\)](#) and [Tracking and Visibility Services](#) and for more information.
- **Simplify Processes and Improve Satisfaction:** In addition to [ExpressTagAvailability](#), provide a simple way to allow customers to return an order with Email Return Labels. This service sends an email with the address (URL) of a website where the recipient can log in and print a return label.
See [ExpressTagAvailability](#) and [Email Labels](#) for more information.

Why should developers be interested in web services?

- **Interoperability:** Any web service can interact with any other web service and can be written in any programming language.
- **Ubiquity:** Web services communicate using HTTP and XML. Any connected device that supports these technologies can both host and access web services.
- **Low Barrier to Entry:** The concepts behind web services are easy to understand, and developers can quickly create and deploy them using many toolkits available on the web.
- **Industry Support:** Major content providers and vendors support the web services movement.

Any application running on any platform can interact with a web service by using the Simple Object Access Protocol (SOAP) and Web Services Description Language (WSDL) standards for message

transfer and service discovery. By following the standards, applications can seamlessly communicate with platform services.

1.1 Document Overview

The *FedEx Web Services Developer Guide* provides instructions for coding the functions you need to develop FedEx supported applications described in the following chapters.

- **Introduction (this chapter):**
 - Documentation overview and guidelines, including how to use the Help application and how to print this guide.
 - Overview about web services, including a high-level description of FedEx Web Services methods.
 - Coding basics.
 - Overview about testing and certifying your application.
- **Rate Services** describes services to rate packages.
- **Validation Availability And Commitment Service and Country Service** describes how to check service availability, postal codes, and route information.
- **Tracking And Visibility Services** covers Track Services and includes:
 - Elements for requesting tracking information, coding notification requests, and requesting **Signature Proof of Delivery (SPOD)**.
 - The Notification service, which can be used to notify shippers and recipients of significant shipment events.
 - Elements for configuring **FedEx InSight**.
- **Locations Service** describes how to receive the addresses of the nearest FedEx package drop-off locations, including FedEx Office® Print and Ship Center locations.
- **Address Validation Service** explains how to check your shipping addresses for accuracy before shipping.
- **Ship Service** provides:
 - Service details for shipping with FedEx® services.
 - Service details and coding details for all shipping services, including **FedEx Express U.S. Shipping, FedEx Ground U.S. Shipping, FedEx Express International Shipping, and FedEx International Ground Shipping**.
- **Returns Shipping** describes how to verify that a FedEx ExpressTag® Dispatch can be scheduled for a given place and time.
- **Create a Label** describes how to configure, customize, and print shipping labels using a variety of options.
- **FedEx SmartPost Shipping** describes how to configure FedEx SmartPost® shipping options.
- Appendices:
 - **Appendix A: Country Code Tables**
 - **Appendix B: U.S. State Codes**
 - **Appendix C: Canada Province Codes**
 - **Appendix D: Mexico State Codes**
 - **Appendix E: UAE State Codes**

- [Appendix F: Currency Codes](#)
- [Appendix G: Harmonized Tariff Unit of Measure Codes](#)
- [Appendix H: Vague Commodity Descriptions](#)
- [Appendix I: Waybill Legal Terms and Conditions](#)
- [Appendix J: Postal-Aware Countries and Formats](#)
- [Appendix K: Physical Packaging Type Codes](#)
- [Appendix L: Customs-Approved Document Descriptions](#)
- [Appendix M: Time Zones](#)
- [Appendix N: Minimum Customs Value](#)
- [Appendix O: Error Code Messages](#)
- [Appendix P: Countries Accepting Electronic Trade Documents](#)
- [Appendix Q: Track Service Scan Codes](#)
- [Appendix R: Maximum Field Lengths](#)
- [Appendix S: FedEx Express Plain Paper Label Samples](#)
- [Appendix T: FedEx Express Thermal Label Samples](#)
- [Appendix U: FedEx Ground Plain Paper Labels](#)
- [Appendix V: FedEx Ground Thermal Label Samples](#)
- [Appendix W: FedEx SmartPost Label Samples](#)
- [Appendix X: Sample Shipping Documents](#)
- [Appendix Y: Glossary](#)
- [Appendix Z: TrackSpecialHandling Type](#)
- [Appendix AA: Test Server Mock Tracking Numbers](#)
- [Appendix AB: Customer Reference Elements](#)
- [Appendix AC: China Provinces and Regions](#)
- [Appendix AD: SmartPost Hub IDs](#)
- [Appendix AE: Web Services and Service IDs](#)

Each chapter covering FedEx Web Services coding includes:

- **Service Details:** Business rules for using the FedEx service.
- **Service Options:** Links to additional services that can be added to the basic Web Service.
- **Coding Details:** Best practices information, basic request and reply elements, and a link to error messages.
- **XML Schema:** A link to the layout for the service. This layout provides coding requirements for all elements in the schema.

1.2 Printing All or Part of This Guide

You can print all or part of this guide from the PDF version.

1.3 Web Services, WSDL, and SOAP Overview

This section describes the standard coding technologies used in FedEx Web Services.

1.3.1 Web Services

Web services are a collection of programming technologies, including XML, Web Services Description Language (WSDL), and Simple Object Access Protocol (SOAP), which allow you to build programming solutions for specific messaging and application integration.

Web services are, by definition, platform independent. FedEx Web Services allow developers to build custom applications that are independent of changes to the FedEx interface. Web Services are consumed by many different applications across many platforms. It is based on the basic principles that govern XML standards, one of which is how Namespaces can be declared and applied.

Namespaces are declared as an attribute of an element. It is not mandatory to declare namespaces only at the root element; rather it can be declared for any element in the XML document. The scope of a declared namespace begins for the element where it is declared. This is applicable to the entire content of that element, unless overridden by another namespace declaration with the same prefix name. The content of an element is the content between the <opening-tag> and </closing-tag> of that element. So essentially, XML namespace declarations are scoped, meaning that the declared prefix (or default namespace) is in force for the element on which the declaration occurs (as well as its descendant elements).

A namespace is declared as follows:

```
<v12:RateReply xmlns:v12="http://
```

is semantically same as

```
<RateReply xmlns="http://fedex.com/ws/rate/v12">
```

or even (hypothetically) same as

```
<foo:RateReply xmlns:foo="http://fedex.com/ws/rate/v12">
```

1.3.2 Web Services Description Language (WSDL)

A SOAP request to, or response from a service is generated according to the service's WSDL definition. A WSDL document describes a service. It is an XML document that provides information about what the service does, the methods that are available, their parameters, and parameter types. It describes how to communicate with the service in order to generate a request to, or decipher a response from, the service.

The purpose of a WSDL is to completely describe a web service to a client. A WSDL defines where the service is available and which communication protocol is used to talk to the service. It defines everything required to write a program that will work with an XML web service. A WSDL document describes a web service using seven major elements. The elements can be abstract or concrete.

Abstract XML elements that describe the web service are: <types>, <message>, <operation>, <portType>.

Concrete XML elements that provide connection details are: <service>, <port>, <binding>.

Table 1. WSDL Elements

Element	Definition
<definitions>	The root element contains name space definitions.
<portType>	The most important WSDL element. It is a set of all operations that a web service can accept and is a container for <operation> elements. This WSDL element describes a web service, the operations that can be performed, and the messages that are involved. It can be compared to a function library (or a module or a class) in a traditional programming language.
<types>	Defines variable types used in the web service (both the parameters passed to a function and the type of the value passed back via the response). The data types are described by XML schema. This element contains user-defined data types (in the form of XML schema). For maximum platform neutrality, WSDL uses XML schema syntax to define data types.
<message>	Defines the data elements of an operation. Each message can consist of one or more parts that can be compared to the parameters of a function call in a traditional programming language.
<operation>	Child of the <binding> element that defines each operation that the port exposes. This element allows only three messages: Message - Definition Input Message - Data web services receive Output Message - Data web services send Fault Message - Error messages from web services
<service>	Contains a <port> child element that describes the URL where the service is located. This is the location of the ultimate web service.
<binding>	Defines the message format and protocol details for each port. The binding element has two attributes: the name attribute and the type attribute. This element Specify how the client and the web service should send messages to one another.

Note: For more information about the WSDL standard, refer to [World Wide Web Consortium \(W3C\) Website](#).

1.3.3 Simple Object Access Protocol (SOAP)

- SOAP is a simple XML-based protocol that allows applications to exchange information over HTTP.
- Built on open standards supported by numerous development tools on various platforms.
- It is a request interface object in your application programming language.
- Provides a way to communicate between applications running on different operating systems, with different technologies and programming languages.
- Enables the data to pass through layers of intermediaries and arrive at the ultimate receiver the way it was intended.

Note: You can construct the SOAP messages by yourself using one of the many development tools available today.

1.3.4 SOAP Message

A SOAP message is an XML document that can be a Request for a web service from a client or a Reply from a web service to a client.

- Required <SOAP:Envelope>
- Optional <SOAP:Header>
- Required <SOAP:Body>

Example 1: DeleteTagRequest (SOAP Message)

```
<soapenv:Envelope xmlns:soapenv="http://schemas.xmlsoap.org/soap/envelope/"
xmlns:v17="http://fedex.com/ws/ship/v17">
  <soapenv:Header/>
  <soapenv:Body>
    <v17:DeleteTagRequest>
      <v17:WebAuthenticationDetail>
        <v17:ParentCredential>
          <v17:Key>XXXXXXXXXX</v17:Key>
          <v17:Password></v17:Password>
        </v17:ParentCredential>
        <v17:UserCredential>
          <v17:Key>XXXXXXXXXX</v17:Key>
          <v17:Password></v17:Password>
        </v17:UserCredential>
      </v17:WebAuthenticationDetail>
      <v17:ClientDetail>
        <v17:AccountNumber>XXXXXXXXXX</v17:AccountNumber>
        <v17:MeterNumber>XXXXXXXXXX</v17:MeterNumber>
        <v17:MeterInstance>string</v17:MeterInstance>
        <v17:CompanyId>Syntel</v17:CompanyId>
        <v17:SoftwareId>WSGW</v17:SoftwareId>
        <v17:SoftwareRelease>3100</v17:SoftwareRelease>
        <v17:ClientProductId>WAPI123</v17:ClientProductId>
        <v17:ClientProductVersion>SHIPENT</v17:ClientProductVersion>
        <v17:MiddlewareProductId>B123</v17:MiddlewareProductId>
        <v17:MiddlewareProductVersion>SHIPENT</v17:MiddlewareProductVersion>
        <v17:IntegratorId>INT123</v17:IntegratorId>
        <v17:Region>US</v17:Region>
        <v17:AutoConfigurationType>ENTERPRISE</v17:AutoConfigurationType>
        <v17:InitiativeManifest>
          <v17:Content>string</v17:Content>
        </v17:InitiativeManifest>
        <v17:Localization>
```

```
        <v17:LanguageCode>EN</v17:LanguageCode>
        <v17:LocaleCode>en</v17:LocaleCode>
    </v17:Localization>
</v17:ClientDetail>
<v17:TransactionDetail>
    <v17:CustomerTransactionId>Delete Express Tag</v17:CustomerTransactionId>
    <v17:Localization>
        <v17:LanguageCode>EN</v17:LanguageCode>
        <v17:LocaleCode>ES</v17:LocaleCode>
    </v17:Localization>
</v17:TransactionDetail>
<v17:Version>
    <v17:ServiceId>ship</v17:ServiceId>
    <v17:Major>17</v17:Major>
    <v17:Intermediate>0</v17:Intermediate>
    <v17:Minor>0</v17:Minor>
</v17:Version>
<v17:DispatchLocationId>NQAA</v17:DispatchLocationId>
<v17:DispatchDate>2014-11-21</v17:DispatchDate>
<v17:Payment>
    <v17:PaymentType>SENDER</v17:PaymentType>
    <v17:Payor>
        <v17:ResponsibleParty>
            <v17:AccountNumber>XXXXXXXXXX</v17:AccountNumber>
            <v17:Tins>
                <v17:TinType>BUSINESS_NATIONAL</v17:TinType>
                <v17:Number>123456</v17:Number>
            </v17:Tins>
            <v17:Contact>
                <v17:ContactId>123</v17:ContactId>
            </v17:Contact>
        </v17:ResponsibleParty>
    </v17:Payor>
</v17:Payment>
    <v17:ConfirmationNumber>1</v17:ConfirmationNumber>
</v17>DeleteTagRequest>
</soapenv:Body>
</soapenv:Envelope>
```

1.3.5 Non-SOAP Web Services

FedEx offers a non-SOAP web services solution that you can use to send transactions without having to use tools that provide SOAP protocol support for web services. This may be convenient for developers using environments that do not provide support for SOAP. With this interface, XML documents are sent directly to the FedEx servers via the HTTP POST command. FedEx provides a set of specifications and examples to help with the development of this type of communications method.

To use the non-SOAP web service solution, you must have a working knowledge of HTTPS and Secure Socket Layering (SSL) encryption, the ability to provide a secure SSL connection to FedEx and the ability to code to an operation interface using XML.

The interfaces used in the SOAP and non-SOAP web services are defined in WSDL files. The WSDL files contain schemas that define the layout of the operations. The same WSDL file is used for both the SOAP and non-SOAP web service users.

Non-SOAP users are concerned only with the schema definitions and not the other WSDL components that are SOAP-specific. The XML data that is sent via the non-SOAP interface looks almost identical to the data that is sent via the SOAP interface. The only difference is that the data sent via the non-SOAP interface does not contain the wrapping Envelope and Body tags that are specific to SOAP. The following is an example of a TrackRequest using the non-SOAP interface.

Example 2: TrackRequest

```
<soapenv:Envelope xmlns:soapenv="http://schemas.xmlsoap.org/soap/envelope/"
xmlns:v10="http://fedex.com/ws/track/v10">
  <soapenv:Header/>
  <soapenv:Body>
    <v10:TrackRequest>
      <v10:WebAuthenticationDetail>
        <v10:ParentCredential>
          <v10:Key>XXXXXXXXXX</v10:Key>
          <v10:Password>XXXXXXXXXX</v10:Password>
        </v10:ParentCredential>
        <v10:UserCredential>
          <v10:Key>XXXXXXXXXX</v10:Key>
          <v10:Password>XXXXXXXXXX</v10:Password>
        </v10:UserCredential>
      </v10:WebAuthenticationDetail>
      <v10:ClientDetail>
        <v10:AccountNumber>XXXXXXXXXX</v10:AccountNumber>
        <v10:MeterNumber>XXXXXXX</v10:MeterNumber>
        <v10:IntegratorId/>
        <v10:Localization>
          <v10:LanguageCode>EN</v10:LanguageCode>
          <v10:LocaleCode>us</v10:LocaleCode>
        </v10:Localization>
      </v10:ClientDetail>
    </v10:TrackRequest>
  </soapenv:Body>
</soapenv:Envelope>
```



```

    <v10:TransactionDetail>
      <v10:CustomerTransactionId>Ground Track By
Number</v10:CustomerTransactionId>
      <v10:Localization>
        <v10:LanguageCode>EN</v10:LanguageCode>
        <v10:LocaleCode>us</v10:LocaleCode>
      </v10:Localization>
    </v10:TransactionDetail>
    <v10:Version>
      <v10:ServiceId>trck</v10:ServiceId>
      <v10:Major>10</v10:Major>
      <v10:Intermediate>0</v10:Intermediate>
      <v10:Minor>0</v10:Minor>
    </v10:Version>
    <v10:SelectionDetails>
      <v10:CarrierCode>FDXG</v10:CarrierCode>
      <v10:PackageIdentifier>
        <v10:Type>TRACKING_NUMBER_OR_DOORTAG</v10:Type>
        <v10:Value>XXXXXXXXXXXXXXXXXX</v10:Value>
      </v10:PackageIdentifier>
    </v10:SelectionDetails>
    <v10:ProcessingOptions>INCLUDE_DETAILED_SCANS</v10:ProcessingOptions>
  </v10:TrackRequest>
</soapenv:Body>
</soapenv:Envelope>

```

1.3.6 Error Handling

Error handling for non-SOAP operations is different from error handling for SOAP operations. The SOAP specification provides an error handling mechanism that is not present for non-SOAP operations. For a SOAP operation, a fault is returned as a SOAP exception. For a non-SOAP request, the contents of the SOAP fault are returned as an XML document. These SOAP fault documents are returned in situations such as schema validation failures or when operation types are unrecognized.

In the following example, a SOAP fault document is returned from a schema validation failure in which the AccountNumber element was incorrectly sent as the AccountNumberx element:

Example 3: Error Handling

```

<soapenv:Fault xmlns:soapenv="http://schemas.xmlsoap.org/soap/envelope/">
  <faultcode>soapenv:Server</faultcode>
  <faultstring>5: Schema validation failed for request.</faultstring>
  <detail>
    <con:fault xmlns:con="http://www.bea.com/wli/sb/context">
      <con:errorCode>5</con:errorCode>
      <con:reason>Schema validation failed for request.</con:reason>
    </con:fault>
  </detail>
</soapenv:Fault>

```

```

<con:details>
  <con1:ValidationFailureDetail
xmlns:con1="http://www.bea.com/wli/sb/stages/transform/config">
  <con1:message>Expected element 'AccountNumber@http://fedex.com/ws/ship/v8' instead
of 'AccountNumberx@http://fedex.com/ws/ship/v8' here in element
clientDetail@http://fedex.com/ws/ship/v8</con1:message>
  <con1:xmlLocation>
  <ship:AccountNumberx
xmlns:ship="http://fedex.com/ws/ship/v8">00000000</ship:AccountNumberx>
  </con1:xmlLocation>
  <con1:message>Expected element 'AccountNumber@http://fedex.com/ws/ship/v1' before
the end of the content in element
ClientDetail@http://fedex.com/ws/ship/v8</con1:message>
  <con1:xmlLocation>
  <ship:ClientDetail xmlns:ship="http://fedex.com/ws/ship/8">
  <ship:AccountNumberx>0000000000000000</ship:AccountNumberx>
  <ship:MeterNumber>0000000</ship:MeterNumber>
  </ship:ClientDetail>
  </con1:xmlLocation>
</con1:ValidationFailureDetail>
</con:details>
<con:location>
<con:node>Validate</con:node>
<con:pipeline>Validate_request</con:pipeline>
<con:stage>ValidateRequest</con:stage>
<con:path>request-pipeline</con:path>
</con:location>
</con:fault>
</detail>
</soapenv:Fault>

```

Each reply must be checked for the Fault element to indicate failure in processing the message.

Note: Normal error processing still applies; this is an additional error check for incorrect syntax in XML documents

Keep in mind that if you use either the SOAP or non-SOAP version of FedEx Web Services, labels are returned as Base64 encoded. To print shipping labels, you must decode labels before sending them to your printer. For more information on Base64 decoding, see [Create a Label](#).

Example 4: Non-SOAP HTTP POST

The following HTTPS POST example is a valid working example. It is not guaranteed to work for all programming languages, applications, and host systems:

```

POST /xml HTTP/1.0
Referrer: YourCompanyNameGoesHere
Host: ws.fedex.com

```

```
Port: 443
Accept: image/gif, image/jpeg, image/pjpeg, text/plain, text/html, */*
Content-Type: text/xml
Content-length: %d
Your FedEx Transaction
```

Each line is followed by one new line character except Content-length and the FedEx transaction. Two new line characters follow the Content-length line. The FedEx transaction has no extra characters. The Content-length line should have the length of the FedEx transaction in place of the %d variable.

Note: Port 443 must be opened for bi-directional communication on your firewall.

After formatting your non-SOAP transaction and placing it in a HTTP POST request, you will need to open an SSL connection to the FedEx test server and send the request through FedEx by using your SSL connection. Next, parse the HTTPS response to determine if there were any errors. Examine the HTTP header to determine if any HTTP or Web Server errors were encountered. If you received a 200 status code, parse the reply to determine if there were any processing problems.

1.3.7 Visual Basic Project Error

You may receive an error indicating that an element is not set, even after setting it in the code. When you set a Boolean type element to true, you may also need to set the specified element to true.

Refer to [FedEx Web Services Coding Best Practices Guidelines](#) for more information.

For error messages, see [Appendix O: Error Code Messages](#) section of the FedEx Web Services, Developer Guide.

1.4 Implementing FedEx Web Services

Before you begin implementing FedEx Web Services, note the following guidelines:

- FedEx Web Services are designed to support any operating system and coding language. Downloadable sample code is available in Java, C#, VB, .Net and PHP languages from the FedEx Developer Resource Center Technical Resources.
- Transactions submitted to FedEx using FedEx Web Services are required to have a minimum of 128-bit encryption to complete the request.

1.5 Understanding the XML Schema

The XML schema defines the messages that you can use to access the FedEx services. You can create a request that contains business data and other instructions before sending it to FedEx. FedEx replies with a response that contains the data resulting from the instructions you sent in. The XML schema provides a means for defining the structure, content, and semantics of XML documents.

An XML schema defines:

- Elements and attributes that can appear in a document
- Elements that are child elements
- Order and number of child elements

- Whether an element is empty or can include text
- Data types, default values, and fixed values for elements and attributes

Some important facts about the XML schema:

- Elements that contain sub-elements or carry attributes have complex types.
- Elements that contain numbers (and strings, and dates, etc.), but do not contain any sub-elements, have simple types. Some elements have attributes. Attributes always have simple types.
- Complex types in the instance document, and some of the simple types, are defined in the schema associated with a FedEx Web Service. Other simple types are defined as part of XML schema's repertoire of built-in simple types.
- XML schema built-in simple types are prefixed by "xs:" which is associated with the XML schema namespace through the declaration `xmlns:xs="http://www.w3.org/2001/XMLSchema"`, displayed in the schema element.
- The same prefix, and the same association, are also part of the names of built-in simple types, such as `xs:string`. This association identifies the elements and simple types as belonging to the vocabulary of the XML schema language, rather than the vocabulary of the schema author.

1.5.1 Guide to the XML Schema

The XML schema for each WSDL provides details about the structure, content, and semantics of the request XML document sent to a FedEx Web Service and the XML document returned by that FedEx Web Service.

The top of each service schema includes:

- Schema location and schema file name that ends in an ".xsd" suffix.
- Alphabetical listing of complex types for the documented service.
- Alphabetical listing of schema simple types for the documented service.
- Input or request data type for the documented service.
- Output or reply data type for the documented service.

The remainder of the service schema contains tables of information about each element, complex type, and simple type. Each table consists of some or all of the following sections: diagram, namespace, children, type, properties, used by, facets, and source.

1.5.2 XML Schema Diagrams

XML schema diagrams describe the elements (usually associated with a request or reply), complex types, and simple types that make up the WSDL. This table illustrates the relationships and behavior of elements and types.

Table 2. XML Schema Diagrams

Schema Diagram	Description
	<p>Diagrams of a parent element, such as DeleteShipmentRequest, include connections to the child elements. Child elements can be simple or complex types. A child element connected with a solid line and surrounded by a box with a solid border represents a required type, such as ClientDetail. A child element connected by a dotted line and surrounded by a dotted border represents an optional type, such as TransactionDetail. Types that are documented include the documentation directly below the box. All children are listed by name below the diagram.</p>
	<p>A box with a single solid border represents a single element that is required. The type can be simple or complex.</p>
	<p>A box with a dotted border indicates a single element that is optional. The type can be simple or complex.</p>

Schema Diagram	Description
	<p>A layered box represents a multiple occurrence element. A solid line represents a required multiple occurrence element. The number of possible occurrences appears below the box, as depicted by the ProcessShipmentReply.</p> <p>An unbounded number of occurrences is represented by the infinity ∞ symbol (maxOccurs="unbounded"), as depicted by Notifications.</p> <p>A layered box with a dotted border represents an optional multiple occurrence type (minOccurs="0"), such as ErrorLabels.</p> <p><i>Note: An element that is defined as minOccurs="0" may be required for some calls. A standard type such as "JobId" indicates "string" below the element name.</i></p> <p>A FedEx specific type such as "ErrorLabels" indicates the FedEx type below the element name.</p>

1.5.3 Required Elements

Most requests to FedEx require the following complex elements:

Note: These elements are common to most FedEx Web Services (see the table below to learn which WSDLs need which common elements) and are not documented service by service.

Table 3. Required Elements

Element	Description
WebAuthenticationDetail	The WebAuthenticationDetail element includes user credentials issued by FedEx so that your transactions are recognized by the FedEx back-end systems. The descriptive data to be used in authentication of the sender's identity and right to use FedEx Web Services.
WebAuthenticationDetail \ParentCredential	The value for the primary authentication credential for a specific account. <i>Note: This element is available only for Compatible Providers.</i>
WebAuthenticationDetail \UserCredential	Credential used to authenticate a specific account. It consists of two-part authentication string, Key and Password, which is used to verify shipper identity. This value is provided by FedEx after registration.
WebAuthenticationCredential	Two-part authentication string used to verify shipper identity.
WebAuthenticationCredential \Key	Unique identifier assigned to each customer as part of their authentication credentials.
WebAuthenticationCredential \Password	Second part of the authentication credential which has a direct relationship with the credential key.
Client Details	The ClientDetail element is required for all services that need your account number and meter number. Requirements are <ul style="list-style-type: none"> • A standard type such as "string" appears in black text below element name. • A FedEx specific type such as "Address" appears in red text below the element name.
ClientDetail/AccountNumber	The element indicates your FedEx account number.
ClientDetail/MeterNumber	The associated meter number for your FedEx account number. Maximum of 9 characters.

Note: FedEx Web Services uses four-factor authentication. Ensure that you send the account number that was used to generate the authentication credentials (key and password) along with the meter number for the transaction to be successfully authenticated.

Note: When building a web-based application for shipping that will be used at multiple locations, include the local FedEx Express account and meter in the ClientDetail section of the ship transaction. Create a database to hold multiple account and meter numbers for the shipping locations

Table 4 Reply/HighestSeverity/Notification

Element	Description
Reply/HighestSeverity/Notification	<p>This element includes the descriptive data detailing the status of a submitted transaction. It includes the severity of the notification, which indicates success or failure or some other information about the request.</p> <p>Valid values are:</p> <ul style="list-style-type: none"> • SUCCESS — Your transaction succeeded with no other applicable information. • NOTE — Additional information that may be of interest to you about your transaction. • WARNING — Additional information that you need to know about your transaction that you may need to take action on. • ERROR — Information about an error that occurred while processing your transaction. • FAILURE — FedEx was unable to process your transaction.

TransactionDetail: The TransactionDetail element is optional for all transactions. However, if you want to identify associated request and reply transactions, use this element.

Table 5. TransactionDetail Elements

Element	Description
TransactionDetail/CustomerTransactionId	Maximum of 40 characters allowed. This element allows you to assign a unique identifier to your transaction. This element is returned in the reply and helps you match requests to replies.

VersionId: The VersionId element is required and uploads the WSDL version number to FedEx. FedEx provides the latest version number for the service you are using. This number should be updated when you implement a new version of the service.

Table 6. VersionId Elements

Element	Description
ServiceId	Identifies a system or sub-system which performs an operation. For a list of available service IDs, refer to Appendix AE: Web Services and Service IDs .
Major	Identifies the service business level.
Intermediate	Identifies the service interface level.
Minor	Identifies the service code level.

Sender Information: Your shipper information is required for all shipping transactions:

Table 7. Sender Information

Element	Description
AccountNumber	If you include this element in the ship request, this entry overrides the account number in the ClientDetail element.
TIN	Tax Identification Number — this information is required for international shipments only. <i>Note: TIN number for the shipper is not mandatory when shipping from Europe, Middle East & Africa (EMEA).</i>
Contact	The Contact element includes: <ul style="list-style-type: none"> • ContactId • PersonName • Title • CompanyName • PhoneNumber • PhoneExtension • TollFreePhoneNumber • PagerNumber • FaxNumber • EmailAddress
Address	This element includes: <ul style="list-style-type: none"> • StreetLines: two StreetLines elements are allowed. • City • StateOrProvinceCode: required if your shipper address is in the U.S. or Canada. See Appendix B and Appendix C • PostalCode: required. • UrbanizationCode: may be required if your shipper address is in Puerto Rico. • CountryCode: required. See Appendix A • CountryName: required
Residential	Required if your shipper address is considered a residential location. If you are unsure, use the Address Validation Service to check your address.

Element	Description
Reply/HighestSeverity/Notification	<p>Includes the descriptive data detailing the status of a submitted transaction. Includes the severity of the notification, which indicates success or failure or some other information about the request. Valid values are:</p> <ul style="list-style-type: none"> • SUCCESS — Your transaction succeeded with no other applicable information. • NOTE — Additional information that may be of interest to you about your transaction. • WARNING — Additional information that you need to know about your transaction that you may need to take action on. • ERROR — Information about an error that occurred while processing your transaction. • FAILURE — FedEx was unable to process your transaction.

1.5.4 WSDL and XML Schema

You can download the WSDL or XML Schema (XSD) for each service by following these steps:

1. Go to the [FedEx Developer Resource Center](#) (DRC). Log in with your FedEx.com username and password. If you do not have one, then click 'Register Now' link. Fill out the form for your DRC username and password.
2. From the left navigation area of the page, click the link 'FedEx Web Services'.
3. Click the link 'Move to documentation' under 'Documentation and Downloads'.
4. Click on either the Standard Services tab or the Advanced Services tab on the WSDL Downloads component to find the functionality you are interested in.
5. Click on either the WSDL or XSD link where it says 'Download WSDL or XSD' next to the download arrow of the appropriate service.

Note: You can download the schema in either WSDL or XML format, depending on which link you choose. Also, every service has its own WSDL guide that contains more detailed information on that specific service than the developer guide. Use both guides as best practice.

1.6 Implementation Process

Planning your integration and organizing your application data to address your shipping needs can sometimes take more time than the actual implementation of the integration. FedEx Web Services conform to industry standards and are compatible with a comprehensive array of developers' tools. This ensures the fastest time-to-market with maximum flexibility to integrate FedEx transactions and information into your applications. FedEx WSDLs are fully interoperable with any product or developer's tool that also conforms to the WS-I Basic Profile. For details, see ws-i.org/Profiles/BasicProfile-1.1-2004-08-24.

To obtain FedEx Web Services and begin integrating with an application, you need to access documentation, sample code, and sample service requests and replies with the WSDLs from the FedEx Developer Resource Center. Also, obtain a test meter number to engage in real-time online testing in the FedEx hosted test environment.

You will need a Test Key, Test Password, Test Account, and Test Meter Number, all of which can be obtained at the Developer Resource Center.

Note: Not all services are available outside the U.S.

1.6.1 Testing

FedEx supplies a complete online operating environment with which to test your applications against live FedEx servers. To execute test interactions, you must first include a test account number, test meter number, authentication key, and password in your code. These credentials are provided to registered developers at the [FedEx Developer Resource Center](#).

Production credentials can be obtained prior to the certification process. Advanced services are not automatically enabled, but standard services are enabled. For more information on support from FedEx, refer to [Preproduction Assistance](#).

1.6.2 Preproduction Assistance

Preproduction assistance is available via the FedEx Web Integrated Solutions Consultation (WISC) team. If you are in the preproduction stages of implementing a FedEx web integrated solution and would like to speak with a FedEx integration consultant who can assist you in understanding FedEx Web Services, contact your FedEx sales executive or technical support at **1.877.339.2774** Monday thru Friday, 7 a.m. to 9 p.m. and Saturday 9 a.m. to 3 p.m. (CST). Both your FedEx sales executive and technical support can request a WISC team member to contact you within 3 business days.

Corporate developers may find that solutions to their needs have already been implemented by a software vendor that is FedEx[®] Compatible. If improved time-to-market, cost containment, or specialized knowledge is needed, corporate development planners may want to review the available third-party solutions. To see a list of the solutions provided by the FedEx Compatible providers, go to the available FedEx Compatible Solutions page at <http://www.fedex.com/us/compatible/>.

1.6.3 Certification

Certification is the process of ensuring that your implementation meets a number of requirements for safe, secure, and effective operation of your solution in the FedEx production environment. Certification requirements differ based on whether you are a corporate or commercial developer, and whether you are implementing using the advanced or standard services. The FedEx Web Integrated Solutions Consultation (WISC) team member assigned to support you will assist you with the certification process.

Note: Certification is not required for any Standard Services.

1.6.4 Go To Production

Once an application has passed certification, the developer must replace the test credentials with the production credentials issued by FedEx. The application connection is then directed to the production servers, and the application is live.

1.6.5 Requirements for Corporate and Non-Commercial Developers

There are some differences in how support is provided and in the approvals required to go into production that depend on whether you are creating an application for use by your own company or if you are planning to resell your solution to others.

1.6.6 Requirements and Resources for Corporate Developers

Corporate developers are typically part of a dedicated development team at a single company. This category also includes third-party developers (consultants) hired by the company to work on its behalf. In all cases, the integration will be used by the company itself and will not be resold or distributed outside of its own footprint. In this situation, FedEx can support the customer directly.

Table 8. Requirements and Resources for Corporate Developers

Requirements and Resources for Corporate Developers	
Must be accepted into the FedEx® Compatible Program.	No
Certification needed for implementations using standard services.	No
Certification needed for implementations using advanced services.	Yes
Certification assistance.	Yes (WISC Team)
FedEx supports the customer directly.	Yes

1.6.7 Requirements for Consultants

Consultants developing on behalf of a corporate customer must ensure that their client provides their account information and a signed [End User License Agreement \(EULA\)](#) to FedEx to obtain a production test meter.

1.6.8 Requirements and Resources for Commercial Developers

Commercial developers create solutions with the intent of distributing and/or reselling them to their customers. Fixed. Because they are deployed in a variety of situations, commercial integrations generally require a higher attention to detail. Commercial developers are responsible for supporting their products for their customers. FedEx has a dedicated team of professionals to help developers commercialize their products and to coordinate the three-way interplay between the developer, the end customer, and FedEx.

Table 9. Requirements and Resources for Commercial Developers

Requirements and Resources for Commercial Developers	
Must be accepted into the FedEx Compatible Program.	Yes (Required)
Certification needed for implementations using standard services.	No
Certification needed for implementations using advanced services.	Yes
Certification assistance.	Yes (via FedEx Compatible)
FedEx supports the customer directly.	No
FedEx supports the commercial developer's customer.	Indirectly

If you are a commercial developer interested in becoming a FedEx Compatible provider, go to <http://www.fedex.com/compatible> for more information about the FedEx Compatible Program.

1.6.9 URL Errors

If a VB.NET or C# project still sends transactions to the test server after changing the URL in the WSDLs to point to production, perform the following:

- Make sure permissions are already activated in the production environment.
- Copy the WSDL files to a different folder.
- Follow the directions on changing the new WSDL files to point to production, as described in the FedEx Developer Resource Center in the “Move to Production” topic.
- Remove existing web services references from your project that point to old WSDLs containing the URLs to the test environment.
- Create new web references that point to the modified WSDLs. Use the same names as the old references.
- Compile and test the project. Your new production credentials should work for standard web services, such as rating or tracking without extra permissions. Advanced web services require permissions to be active before they will work. Test keys will no longer work with production server addresses.

1.7 Samples

Sample code, sample transactions and the specific individual WSDL/XML guide(s) can be downloaded following these steps:

1. Go to the FedEx Developer Resource Center (DRC) at www.fedex.com/developer. Log in with your FedEx.com username and password. If you do not have one, then click **Register Now** link. Fill out the form for your DRC username and password.
2. From the left navigation area of the page, click the link 'FedEx Web Services'.
3. Click the link 'Move to documentation' under 'Documentation and Downloads'.
4. Click on either the Standard Services tab or the Advanced Services on the WSDL Downloads component tab to find the functionality you are interested in.
5. Use the 'Download code in...' drop-down to select a programming language for the sample code of the WSDL that has the functionality you need and check the 'Include Documentation (PDF)' check-box under the drop-down in order to download the guide for that WSDL. Then select the gray 'Go' button beside the programming language you selected on the drop-down.
6. In the light gray margin near the name of the functionality (e.g. Ship Service, Rate Service, etc.), there is a link for the WSDL. Click the link to download the desired WSDL.
7. If you wish to download all of the WSDLs' sample code, sample transactions, and the Developer Guide, at the top of the WSDL component, click the programming language of your choice on the drop-down next to 'DOWNLOAD ALL' and check the 'Include Documentation (PDF)' check-box. Then select the purple 'Download' button.

2 Address Validation Service

Use the Address Validation Service (AVS) to validate or complete recipient addresses. This service validates recipient addresses before you can ship packages, provides descriptive error details and corrected options for invalid addresses, and/or determines whether an address is business or residential to increase the accuracy of courtesy rate quotes.

Note: Do not use this service to determine the deliver-ability of an address. FedEx does offer delivery service to every valid address. However, FedEx does not deliver to PO Boxes (except via SmartPost).

2.1 Address Validation Request

The Address Validation WSDL *AddressValidationRequest* allows you to validate recipient address information before you ship a package. Correct addresses on the shipping label will help eliminate delivery delays and additional service fees.

Note:

- *The Address Validation Service is an advanced service and must be enabled by FedEx Customer Support for production use. Contact your FedEx account executive for more information.*
- *Address resolution rates vary by country.*

Table 10. Countries that support Address Validation

Countries that supports Address Validation	
Antilles	Italy
Argentina	Jamaica
Aruba	Malaysia
Australia	Mexico
Austria	Netherlands
Bahamas	Netherlands
Barbados	New Zealand
Belgium	Norway
Bermuda	Panama
Brazil	Peru
Canada	Portugal
Cayman Islands	Singapore
Chile	South Africa

Countries that supports Address Validation	
Columbia	Spain
Costa Rica	Sweden
Czech Republic	Switzerland
Denmark	Trinidad and Tobago
Dominican Republic	United Kingdom
Estonia	United States
Finland	Uruguay
France	Venezuela
Germany	Virgin Islands
Greece	
Guatemala	
Hong Kong	

Use the Address Validation request to perform the following:

- Complete incomplete recipient addresses. For example the AVS helps in completing incomplete recipient address information like zip code, but not missing apartment number. In some cases, AVS may be able to add missing information, depending on the verification of the provided information against reference data. AVS cannot add missing secondary information (i.e. apartment or suite) at this time.
- Correct invalid recipient addresses.
- Determine whether an address is business or residential to increase the accuracy of courtesy rate quotes. Applies to U.S. and Canada addresses only.
- Confirm the validity and completeness of addresses in many countries in these regions - U.S., Canada, Latin America, Europe and Middle East and Asia Pacific. You are now able to validate domestic and international address information in the following countries before shipping a package, eliminating unnecessary delivery delays and additional service fees.

Note: The information returned by AddressValidationRequest is for suggested use only.

Legal Disclaimer:

The data provided herein is FedEx proprietary and confidential information, provided as a courtesy at your request. No part of this data may be distributed or disclosed in any form to any third party without the written permission of FedEx. It reflects the current FedEx address-level business/residential classification in the FedEx delivery address database, and is subject to change. In furnishing this information, FedEx does not guarantee its present or future accuracy, and does not guarantee that packages shipped to these addresses will be invoiced according to the business/residential classification provided herein. Providing this information shall not be deemed to alter the terms of the relationship between the parties. See the FedEx Service Guide and any applicable account pricing agreement for terms and conditions governing FedEx shipping and charges.

2.2 Address Validation Service Details

The followings service details apply to Address Validation:

- Provides street level matches.
- Receives monthly updates to its address database.
- Checks addresses in several countries in these regions - U.S., Canada, Latin America, Europe and Middle East and Asia Pacific.
- Can distinguish between business and residential addresses (for U.S. and Canada only).
- Does not match addresses based upon individual/personal names.
- FedEx does not normally deliver to P.O. box addresses for U.S. or U.S. inbound shipments. However, FedEx may deliver to post office boxes in some rural locations if the P.O. box is associated with an address. You may also use P.O. box addresses for certain international locations, including shipments to Puerto Rico, but you must include a valid phone, fax or telex number on the label.
- Up to 100 addresses can be checked in one Web Service request.

For more detailed information about the services offered by FedEx, see the electronic [FedEx Service Guide](#).

2.3 How FedEx Address Validation Works

The Address Validation Service performs the following tasks:

- Checks if street, city, state or province, or postal code is entered. In some cases, AVS may be able to add missing information, depending on the verification of the provided information against reference data. AVS cannot add missing secondary information (i.e. apartment or suite) at this time.
- Checks if the street number is within a valid range for the street entered.
- Informs you when an address cannot be resolved (address verified against reference data) based on the street number, street name, city, state or province, or postal code entered.
- Returns "Attributes" concerning aspects of the address. The attributes provide details about what may be the reason for an address to be unresolved. Refer to [Table 14](#) for list of attributes

2.4 Tips on Getting Accurate Address Matches

- Use correct spacing: Make sure spaces are placed correctly and avoid unnecessary spaces.
- Use correct spelling: Eliminate spelling and typographic errors. Make sure you have the correct usage of the number zero (0) and letter O.
- Avoid special characters: Refrain from using special characters not required for the address, such as periods after abbreviations (Ave vs. Ave.)
- Provide additional address and street information: Providing additional address information can increase the accuracy of address results.

For example:

- Building or house number such as 1, 1A, One
- Street name such as Main, George Washington, 42nd

- Street Suffix such as Road, Avenue, Rd, Ave
- Enter city, state/province and postal code: Providing all address information will increase the accuracy of your results. The ZIP+4 portion of the postal code is not necessary to check an address.
- Use correct abbreviations: The United States Postal Service and postal authorities in other countries define standard abbreviations for state/province, street suffix, and apartment/unit designations. A nonstandard abbreviation may cause poor search results. If you are unsure about an abbreviation, do not use it.

2.5 Address Results

Urbanization (Puerto Rico only): This descriptor, commonly used in urban areas of Puerto Rico, is an important part of the address format as it describes the location of a given street. In Puerto Rico, repeated street names and address number ranges can be found within the same postal code. These streets can have the same house number ranges. In these cases, the urbanization name is needed to correctly identify the location of a particular address.

For example: Sr Pedro Rivera Urb Hermosillo 123 Calle 1 Bayamon, PR 00961-1212

2.6 Address Checking Process

Address Validation Service (AVS) is the new central database for address-related information across FedEx. Address Validation returns the "best" address in the response—one that has been validated against reference data. This is only true for "Resolved" addresses.

Address Validation Service rules:

- If too many changes are required, AVS will not be able to find a match to reference data. In this situation, AVS will return a normalized form of the raw address input.
- If just a zip code is provided, Address Validation Service returns 'unknown' for the business/residential classification.
- Four address classification values may be returned—Business, Residential, Mixed or Unknown.

2.7 Address Classification

Address Validation uses reference data to determine the classification of a given address. The classification is calculated as part of the address validation process. The classification for a functional address is calculated independently of the address validation process and is based on feedback by operational personnel, with commercial data sources used for confirmation only.

Address Validation has only four possible classifications for addresses: unknown, business, residential and mixed. All addresses begin with an "unknown" classification and stay that way until Address Validation business rules determine that their classifications should change. A location only gets a "mixed" classification if it is a multi-tenant based address and contains both business and residential units.

2.7.1 Residential Address Classification

Residential address relates to a home or private residence, including locations where a business is operated from the home.

2.7.2 Address Matching Results

Table 11. Address Matching Results

Address Matching Results	Description
Resolved	The input address was matched with an acceptable level of confidence to a record in a reference data set. Note that the level to which an address has been resolved is described separately by other flags and indicators. See notes.
Not Resolved	The input address was not matched to a reference data set, but it was parsed and normalized (standard abbreviations applied).
Country Not Supported	Address Validation Service does not currently include reference data to support the country of the input address. The raw address is stored and a Address Validation Service ID is assigned, but no additional processing is applied.
Country Unknown	The country of the address could not be determined. The raw address is stored and a Address Validation Service ID is assigned, but no additional processing is applied.
Not Processed	The address could not be processed because of internal errors. The raw address is stored and a Address Validation Service ID is assigned, but no additional processing is applied.
Blank	The input address in the request contained no data (blank). No data will be stored in Address Validation Service and no Address Validation Service ID will be assigned.

2.7.3 Address Formats

- **RAW:** Address information provided by the user. The Raw address is returned when the Address Validation Service does not support the country for address validation.
- **NORMALIZED:** A formatted version of the address where elements are parsed and standard abbreviations are applied. The Normalized address is returned when the Address Validation Service supports a country for address validation, but cannot match the address against reference data. Reference data include postal data (and map data, for the US only).
- **STANDARDIZED:** A formatted and validated version of the address. The standardized address is returned when the Address Validation Service can match the address against reference data. Note that the Address Validation Service may make slight changes to the address in order to find a match.

2.8 Address Validation Coding Details

The following information is the minimum required to check an address:

- Address with at least 1 address line
- City
- State/Province (if applicable)
- Postal (if country is postal aware)
- Country

2.8.1 AddressValidationRequest Elements

Table 12. AddressValidationRequest Elements

Element	Description
AddressValidationRequest	Validation: Given a raw address the AddressValidation system responds with all of the information it can determine about that address including the Business Residential classification that was in effect at the time, including information on how the classification was calculated.
AddressValidationRequest /InEffectAsOfTimestamp	Optional DateTime field used to request the data as of this point in time. This defaults to current date time (of the AddressValidation System). This is useful because the AddressValidation database is dynamic and stores historical data. Characteristics such as Business/Residential indicator may change over time. Eg. 2013-01-11 T 07:52:56
AddressToValidate	Specify the address to validate.
AddressToValidate /ClientReferenceId	A reference ID provided by the client.
AddressToValidate /Contact	The descriptive data for a point-of-contact person.
Contact /ContactId	Optional. Client provided identifier corresponding to this contact information.
Contact /PersonName	Optional. Identifies the contact person's name.
Contact /Title	Optional. Specifies the contact person's title. The title of the person may change from time to time but the AV service will not validate the change of titles.
Contact /CompanyName	Optional. Identifies the company this contact is associated with.
Contact /PhoneNumber	Optional. Identifies the phone number associated with this contact.
Contact /PhoneExtension	Optional. Identifies the phone extension associated with this contact.
Contact /TollFreePhoneNumber	Optional. Identifies a toll free number, if any, associated with this contact.
Contact /PagerNumber	Optional. Identifies the pager number associated with this contact.

Element	Description
Contact /FaxNumber	Optional. Identifies the fax number associated with this contact.
Contact /EMailAddress	Optional. Identifies the email address associated with this contact.
AddressToValidate /Address	Descriptive data for a physical location. May be used as an actual physical address (place to which one could go), or as a container of "address parts" which should be handled as a unit (such as a city-state-ZIP combination within the US).
Address /StreetLines (0 to 4 repetitions)	Combination of number, street name, etc. At least one line is required for a valid physical address; empty lines should not be included.
Address /City	Required. Specify the Name of city, town, etc.
Address /StateOrProvinceCode	Required. Identifying abbreviation for US state, Canada province, etc. Format and presence of this field will vary, depending on country.
Address /PostalCode	Required. Identification of a region (usually small) for mail/package delivery. Format and presence of this field will vary, depending on country.
Address /UrbanizationCode	Optional. Relevant only to addresses in Puerto Rico.
Address /CountryCode	The two-letter code used to identify a country.
Address /CountryName	Optional. Specify the complete name of a country instead of abbreviations.
Address /Residential	Optional. Indicates whether this address residential (as opposed to commercial).

2.8.2 AddressValidationReply Elements

Any error conditions or address-checking issues are returned in the Address Validation reply. The following table describes Address Validation Reply elements:

Table 13. AddressValidationReply Elements

Element	Description
ReplyTimestamp	Date and time of Reply
AddressValidationResult	Results of Address Validation request
AddressValidationResult /ClientReferenceId	The client reference ID for the validated address.

Element	Description
AddressValidationResult /State	Specify the degree to which service was able to simplify the address provided, as per USPS standards and match it to an address already in the internal FedEx address repository.
AddressValidationResult /FedExAddressClassificationType	<p>Specifies the classification type of a FedEx address. Valid values:</p> <ul style="list-style-type: none"> • NORMALIZED (It is returned when the Address Validation Service supports a country for address validation, but cannot match the address against reference data. Reference data include postal data (and map data, for the US only)). • RAW (Information is provided by the user and it is returned when the Address Validation Service does not support the country for address validation.) • STANDARDIZED (The standardized address is returned when the Address Validation Service can match the address against reference data.) <p><i>Note that the Address Validation Service may make slight changes to the address in order to find a match.</i></p> <ul style="list-style-type: none"> • UNKNOWN (If just a zip code is provided, Address Validation Service returns 'unknown' for the business/residential classification) • BUSINESS • RESIDENTIAL • MIXED (If it is a multi-tenant based address and contains both business and residential units.)
AddressValidationResult /EffectiveAddress	Descriptive data for a physical location. May be used as an actual physical address (place to which one could go), or as a container of "address parts" which should be handled as a unit (such as a city-state-ZIP combination within the US).
EffectiveAddress /StreetLines (0 to 4 repetitions)	Combination of number, street name, etc. At least one line is required for a valid physical address; empty lines should not be included.
EffectiveAddress/City	Specify the name of city, town, etc.
EffectiveAddress/StateOrProvinceCode	Identifying abbreviation for US state, Canada province, etc. Format and presence of this field will vary, depending on country.
EffectiveAddress/PostalCode	Identification of a region (usually small) for mail/package delivery. Format and presence of this field will vary, depending on country.
EffectiveAddress/UrbanizationCode	Relevant only to addresses in Puerto Rico.

Element	Description
EffectiveAddress/CountryCode	The two-letter code used to identify a country.
EffectiveAddress/CountryName	The fully spelt out name of a country.
EffectiveAddress/Residential	Indicates whether this address residential (as opposed to commercial).
EffectiveAddress/shareId	
AddressValidationResult /ParsedAddressPartsDetail	
ParsedAddressPartsDetail /ParsedPostalCode	The postal code specified in a form that is supported by USPS as base, secondary and tertiary.
ParsedAddressPartsDetail /ParsedStreetLineDetail	The content of all streetlines parsed into individual street line components
ParsedStreetLineDetail /houseNumber	House Number resulting from standardization/normalization process, when relevant
ParsedStreetLineDetail /preStreetType	Pre Street Type resulting from standardization/normalization process, when relevant
ParsedStreetLineDetail /leadingDirectional	Leading Directional resulting from standardization/normalization process, when relevant
ParsedStreetLineDetail /streetName	Street Name resulting from standardization/normalization process, when relevant
ParsedStreetLineDetail /streetSuffix	Street Suffix resulting from standardization/normalization process, when relevant
ParsedStreetLineDetail /trailingDirectional	Trailing Directional resulting from standardization/normalization process, when relevant
ParsedStreetLineDetail /unitLabel	Unit Label resulting from standardization/normalization process, when relevant
ParsedStreetLineDetail /unitNumber	Unit Number resulting from standardization/normalization process, when relevant
ParsedStreetLineDetail /deliveryStation	DeliveryStation resulting from standardization/normalization process, when relevant
deliveryStationNumber	DeliveryStation Number resulting from standardization/normalization process, when relevant
ParsedStreetLineDetail/RuralRoute	Rural Route (RR) / Highway Contract (HC)
ParsedStreetLineDetail/PoBox	PO Box resulting from standardization/normalization process, when relevant
ParsedStreetLineDetail/Building	Building name
ParsedStreetLineDetail /Organization	
AddressValidationResult /AddressAttribute	Specify additional information about the address processed by the system as a key-value pair.
AddressAttribute/Name	Specify the key for the address attribute.

Element	Description
AddressAttribute/Value	The value for the key for address attribute

2.8.3 Address Attributes

Table 14: List of Address Attributes

Attribute Names	Description
city	City (Locality1) resulting from standardization/normalization process, when relevant
Locality2	Locality2 resulting from standardization/normalization process, when relevant
Locality3	Locality3 resulting from standardization/normalization process, when relevant
stateProvince	State (Province) resulting from standardization/normalization process, when relevant
stateProvince2	Province2 resulting from standardization/normalization process, when relevant
postalText	Formatted Postal Code resulting from standardization/ normalization process, when relevant. For US this is the complete, formatted postal code (including hyphens) Internationally this is the complete, formatted postal code (following country-specific rules). For international addresses the postText value is the same as the PostalCodeBase value.
country	Country resulting from standardization/normalization process. When no country is provided in the Raw, SHARE may insert a country (Country Resolver Logic) or leave blank.
parentId	ID of Standardized Address stanza that is related to this normalized address (if applicable) Note: This field is currently being populated via a crawler (started Oct 2014)
effDate	Date/time when standardization/Normalized Address stanza was created and/or updated via maintenance.
lastRefDate	Date/time when standardization/Normalized Address was last referenced. <i>Note: This is for internal use only as is not updated real-time (lag of 30-90 days can be expected).</i>
shareId	Unique key for address. Points to best version of address.
operationalAddressId	Operational address ID for best address. Includes address ID + NULL
effectiveDateTime	Date/time when SHARE ID/Operational Address stanza was created. <i>Note: If the address stanza is deleted (i.e. during a purge) and then reprocessed, the effective date will reflect the date/time that the</i>

Attribute Names	Description
	<i>reprocessing occurred).</i>
addressType	Operational address type (STANDARDIZED, NORMALIZED, or RAW)
addressState	Operational address state (RESOLVED, NOT_RESOLVED, NOT_PROCESSED)
addressId	Address ID for standardized/normalized/operational address
line (up to four lines)	Address lines resulting from standardization/normalization process, when relevant
AddressType	Indicates type of address stanza (STANDARDIZED/NORMALIZED)
Inserted	Indicates if Standardized/Normalized Address Stanza was inserted into SHARE database
BuildingValidated	Indicates if the Building was validated against reference data.
Confidence	Calculated value indicating the amount of change that must be introduced to be able to standardize the address. For US, the calculated value comes from a third-party vendor (currently, but could change). Internationally, SHARE calculates this value.
DataVintage	Data vintage used to evaluate the normalized address during the attempt to standardize
DPV	<ul style="list-style-type: none"> • DPV=Delivery Point Valid. • Indicator translated from values provided by the USPS that identify the validity of a postal delivery address. • Provided for US addresses only that can be standardized against Postal Data. • Not provided for US Geo Validated addresses
InvalidSuiteNumber	<ul style="list-style-type: none"> • TRUE: Suite information was provided and was either incorrect, or was provided for an address that was not recognized as requiring secondary information • FALSE: Suite information was not provided and was not needed, or provided suite information was valid
Matched	<ul style="list-style-type: none"> • TRUE = Matches to a record in the SHARE DB • FALSE = Does not match
MissingOrAmbiguousDirectional	<p>Flag only returned when address is not resolved.</p> <ul style="list-style-type: none"> • TRUE: Address is missing a required leading or trailing directional • FALSE: Address is NOT missing a required leading or trailing directional.

Attribute Names	Description
MultipleMatches	<ul style="list-style-type: none"> • For US Addresses <ul style="list-style-type: none"> ○ TRUE: More than one potential match to reference data is available, usually due to a simple difference, such as a leading directional. The address remains not_resolved because there is not a systematic way to determine which candidate is appropriate. ○ FALSE: No matches (not resolved), or a single match to reference data exists (resolved). • For International Addresses <ul style="list-style-type: none"> ○ TRUE: More than one potential match to reference data is available (not specific to directional. It could be that another required address element is missing) ○ FALSE: No matches (not resolved), or a single match to reference data exists (resolved).
OrganizationValidated	Indicates if the Organization was validated against reference data.
PostalValidated	Indicates if the PostalCode was validated against reference data. For US addresses, this is only returned when address cannot be standardized. Always returned for international addresses
Resolved	Indicates if address can be standardized (resolved)
RRConversion	Indicates if a Rural Route conversion was applied to the address during standardization. This flag applies to Canadian and International addresses only. There is a similar flag (standardized.status.name = RRConversion) associated with the standardized address that applies to US addresses.
StreetValidated	Returned for Canada and Generic Resolver
StreetRangeValidated	<ul style="list-style-type: none"> • TRUE: House number and street were validated against a range of house numbers for that street provided in the reference data • FALSE: House number and street were not validated
SuiteRequiredButMissing	<ul style="list-style-type: none"> • TRUE: indicates that an input address was resolved to a building base address and that a suite or unit number is required to achieve a more exact match, but this secondary address information is missing from the input address. • FALSE: Indicates that a suite was either not needed and not provided, or was provided and was valid
SuiteNotValidated	<ul style="list-style-type: none"> • TRUE indicates: <ul style="list-style-type: none"> ○ input address contains suite information ○ reference data is available and has confirmed that this address is a building base ○ reference data is not available to validate the suite information • FALSE indicates either: <ul style="list-style-type: none"> ○ Suite information was not provided as input

Attribute Names	Description
	<ul style="list-style-type: none"> ○ Suite information was provided and reference data is available to validate the suite information
ValidlyFormed	<ul style="list-style-type: none"> ● TRUE indicates that sufficient information (the minimal elements needed to determine that the address meets the criteria of at least one address precision) has been provided to attempt to validate the address ● FALSE indicates that insufficient information has been provided to attempt to validate the address
Zip4Match	<ul style="list-style-type: none"> ● TRUE indicates that the input address was resolved to a standardized address based upon at least a ZIP+4 match. ● FALSE indicates that the address was not resolved to a standardized address based upon at least ZIP+4 match. (US Only)
Zip11Match	<ul style="list-style-type: none"> ● TRUE indicates that the input address was resolved to a standardized address based upon a match at the postal barcode level (i.e. Zip-11 match). This is the highest level of postal code validation. All addresses resolved with the ZIP-11 Match flag set will also have the ZIP-4 Match flag set. ● FALSE indicates that the input address was not resolved to a standardized address based upon Zip 11match. (US Only)
AddressPrecision	<ul style="list-style-type: none"> ● Indicates the depth/precision of the address. ● Valid values are: <ul style="list-style-type: none"> ○ MULTI_TENANT_UNIT indicates that the address has valid secondary information. ○ MULTI_TENANT_BASE indicates that the address is a valid multi tenant location but secondary information either was not provided or could not be validated. ○ STREET_ADDRESS indicates that the location is not a valid multi tenant location.
DataVintage	Month and year of the reference data that was used to identify the address
EncompassingZIP	<ul style="list-style-type: none"> ● TRUE indicates that the current address' zip code encompasses other zip codes ● FALSE indicates that the current address' zip code does not encompass other zip codes. (US only)
SplitZIP	<ul style="list-style-type: none"> ● TRUE when the address comes under a new ZIP code that did not previously exist. ● FALSE when the address does not come under a new ZIP code that did not previously exist.
UniqueZIP	<ul style="list-style-type: none"> ● TRUE indicates that the postal code of the address is unique for a specific postal customer address. The ZIP may apply to a

Attribute Names	Description
	<p>single unit or floor within a building, to an entire building, or to an institution or corporate campus.</p> <ul style="list-style-type: none"> FALSE indicates the the postal code of the address is not unique for a specific postal customer address.
InterpolatedStreetAddress	<p>TRUE indicates that the house number of the address is valid within a known range of street numbers, but that the existence of the specific street number could not be confirmed. This usually occurs when postal data can't confirm the address and mapping data is used instead. The house number of the address is included within the matched range, but the reference data does not include the point level address data required to validate that the input street number actually exists within the matched range.</p>
Intersection	<p>TRUE indicates that the address is an intersection. FALSE indicates that the address is not an intersection.</p>
MatchSource	
MultiUnitBase	<ul style="list-style-type: none"> TRUE indicates that an input address was resolved to a standardized address for the base address of a multi-unit building. FALSE indicates that the address was not resolved to a standardized address for the base address of a multi-unit building.
POBox	<ul style="list-style-type: none"> TRUE indicates that the input address was recognized as a PO Box address. FALSE indicates that the input address was not recognized as a PO Box address.
POBoxOnlyZIP	<ul style="list-style-type: none"> TRUE indicates that USPS considers this ZIP as a PO Box-only postal code. This means that USPS does not deliver to individual street addresses in the postal code. Valid street addresses may exist in the postal code, but they cannot be validated by the USPS reference data. FALSE indicates that the USPS does not consider this ZIP as a PO Box only postal code. (US only)
PostalDataSource	<p>Lists the postal data source for international address validation.</p>
ResolutionMethod	<p>Indicates type of resolution method utilized to resolve the address.</p>
RRConversion	<ul style="list-style-type: none"> TRUE indicates that the input address was recognized as a Rural Route or Highway Contract addresses and that it was matched to a standardized address through a onversion to a normal street address

Attribute Names	Description
	<ul style="list-style-type: none"> FALSE indicates that the input address was not recognized as a Rural Route or Highway Contract address and was not converted to a street address. (US only.)
RuralRoute	<ul style="list-style-type: none"> TRUE indicates that the input address was recognized as a Rural Route or Highway Contract addresses. FALSE indicates that the input address was not recognized as a Rural Route or Highway Contract address.
StreetAddress	<ul style="list-style-type: none"> TRUE indicates that the house number and street name were validated against reference data. FALSE indicates that the house number and street name were not validated against reference data. (Non-US addresses only, where applicable)
StreetRang	<ul style="list-style-type: none"> TRUE indicates that the address includes a street number range instead of a single house number. The range is from the input address from which this address was resolved, and that the input range was validated as being included within a known street range segment for the matched street. FALSE indicates that the address does not include a street number range. (Non-US addresses only, where applicable)
StreetPointNotValidated	<ul style="list-style-type: none"> TRUE indicates that the house number for the street address was not validated against reference data FALSE indicates that the house number for the street address was either not validated, not provided, or not relevant for the address (Non-US addresses only, where applicable)
StreetPointNotApplicable	<ul style="list-style-type: none"> TRUE indicates that house number at the street level is not applicable for this address FALSE indicates that the house number at the street level is applicable for this address (Non-US addresses only, where applicable)
StreetNameAddress	<ul style="list-style-type: none"> TRUE indicates that the street name was validated against reference data, but not house number. Note that house number may not be applicable for the address. FALSE indicates that the street name was not validated against reference data. (Non-US addresses only, where applicable)
StreetBuildingAddress	<ul style="list-style-type: none"> TRUE indicates that the building and street information were validated against reference data, but not house number. FALSE indicates that the building and street information were not validated against reference data. (Non-US addresses only, where applicable)

Attribute Names	Description
StreetOrganizationAddress	<ul style="list-style-type: none"> • TRUE indicates that organization and street information were validated against reference data. • FALSE indicates that organization and street information were not validated against reference data. (Non-US addresses only, where applicable)
ValidMultiUnit	<ul style="list-style-type: none"> • TRUE indicates that the address includes a validated suite or unit number. • FALSE indicates that the address does not include a validated suite or unit number.

2.8.4 Notification

Table 15: Notification

Element	Description
Reply/HighestSeverity/Notification	<p>Includes the descriptive data detailing the status of a submitted transaction and the severity of the notification, which indicates success or failure or some other information about the request. Valid values are:</p> <ul style="list-style-type: none"> • SUCCESS — Your transaction succeeded with no other applicable information. • NOTE — Additional information that may be of interest to you about your transaction. • WARNING — Additional information that you need to know about your transaction that you may need to take action on. • ERROR — Information about an error that occurred while processing your transaction. • FAILURE — FedEx was unable to process your transaction.

3 Close Service Shipment

The Close Service WSDL allows you to reconcile shipping information for your FedEx Ground® or FedEx SmartPost® shipments and print a ground manifest for your ground driver. The ground manifest is generated after a successful close and must be printed before your ground shipments are tendered to FedEx. You may continue to ship ground packages after a close has been performed. Similarly, FedEx SmartPost must be closed in order for the system to become aware of the package before it is scanned at the FedEx SmartPost facility.

Notes:

- *The Close is required when processing Ground and/or SmartPost shipments.*
- *FedEx Express shipments are automatically closed and do not require a specific close operation.*
- *Shipments with a Future Ship date will not be included in a close until that date.*
- *Close transactions are performed at the meter level. If you have multiple meters, additional close requests are required.*
- *The address in the manifest header is extracted from the first package shipped on the specified day.*

Close by Reference allows you to identify those, and only those, packages that are finalized, and upload that specific package data to FedEx. This is accomplished by closing the corresponding FedEx Ground (US domestic and international) or SmartPost shipment via one of the customer reference fields.

This feature includes the following functionalities:

1. Ship with reference designation for close functionality that associates a reference field with a shipment. All such shipments that have the same reference field can be grouped and closed as one set.
2. Reference Confirmation functionality that identifies the subset of shipments to print the configured reports.
3. End of Day Close with reference designation for close functionality that performs the close operation for the shipments, which are associated with the specified reference field.
4. Trigger data to transfer to Ground backend systems functionality that triggers a transfer of uploaded shipment information to Ground backend systems.
5. Openship Verification Error functionality that designates the level of error handling returned in a reply. You can use it to analyze the unconfirmed Open Shipments when performing the End of Day Close transaction.

3.1 Close Service Operations

The following operations are supported by the Close Service WSDL.

Table 16. CloseService Operations

Element	Requirements
GroundCloseRequest	Initiates the final stage of processing all shipment data submitted by the customer for the day (close of business) for FedEx Ground shipments. Only returns the Ground Manifest.

Element	Requirements
SmartPostCloseRequest	Initiates the final stage of processing all shipment data submitted by the customer for the day (close of business) for FedEx SmartPost shipments. No report is generated or returned for SmartPost.
GroundCloseWithDocumentsRequest	Ground Close with user specified reports. Recommended for use if/when additional reports are required at the time of Close outside of the Ground Manifest.
ReprintGroundCloseDocumentsRequest	Generates the user specified reports that were created when the Close was processed. Returns all the specified reports generated for a specific day. It can only reprint reports up to three days in the past.
CloseWithDocumentsRequest	A single close operation for both FedEx Ground and SmartPost shipments. This operation also offers preview and reprint options for various end of day reports.

3.2 Close Service Coding Details

3.2.1 FedEx Ground Close Ship Day Details

The Close Operation can be performed multiple times during each shipping day. There is no need to reopen once a close has been processed, just simply start shipping again. Use the Close Service to initiate the final stage processing of all shipment data submitted for the day (close of business).

Note: Even though these shipments are not deleted, customers will not be charged for those if they are not shipped (tendered to FedEx).

In addition to the manifest, it's possible that the following reports could be returned after a successful close and should be printed (if shipments with these services are included in the Close reply):

- FedEx Ground® C.O.D. / FedEx Ground® Electronic C.O.D. (E.C.O.D.)
- HazMat
- FedEx Ground Multiweight® Package Detail

C.O.D./E.C.O.D. and HazMat reports can be printed anytime during the shipping day for shipments that have already been closed (up to three days in the past). FedEx Ground Multiweight reports (if the account is multiweight enabled) are produced at close time and cannot be reprinted.

For more detailed information about the services offered by FedEx, see the electronic [FedEx Service Guide](#).

3.2.2 Ground Close Request Transaction

The following elements are required for a Ground Close Request transaction:

Table 17. GroundCloseRequest Elements

Element	Requirements
TransactionDetail /CustomerTransactionId	Maximum of 40 characters. This element allows you to assign a unique identifier to your transaction. This element

Element	Requirements
	is returned in the reply and helps you match requests to replies.
CloseGroupingType	Specify how the shipment close requests are grouped. This is an optional field and it defaults to TIME which in turn will default to End-of-Day.
CloseGroupingType /MANIFEST_REFERENCE	Specify that the shipments will be closed by a Shipment Manifest element.
CloseGroupingType /SHIPPING_CYCLE	Specify that the shipments will be closed by a shipping cycle
CloseGroupingType /TIME	Default value. Specify that the shipments will be closed by the date/time indicated in the "TimeUpToWhichShipmentsAreToBeClosed" field (exists for GroundClose Requests currently)
TimeUpToWhichShipmentsAreToBeClosed	Identifies the date and time up to which unclosed shipments are to be closed. Both the date and time portions of the string are expected to be used. The time is the local time based on shipper's time zone. The date component must be in the format:YYYY-MM-DD (eg.2009-04-26). The time component must be in the format :HH-MM-SS using a 24 hour clock (e.g.11:00 a.m is 11:00:00, whereas 5:00 p.m is 17:00:00). The date and time parts are separated by a T (e.g.2009-04-26T17:00:00)
ManifestReferenceDetail	Used in Close by Reference. Specifies that the shipments will be closed based on a Customer Reference value.

3.2.3 Ground Close With Documents Request Transaction

The following elements are required for a Close Service transaction:

Table 18. GroundCloseWithDocumentsRequest Elements

Element	Requirements
CloseDate	Date on which shipments were closed.
CloseDocumentSpecification	Specify characteristics of document(s) to be returned for this request. You may request the following close documents. <ul style="list-style-type: none"> • COD_REPORT • MANIFEST • MULTIWEIGHT_REPORT • OP_950 • DetailedDeliveryManifestDetail • ManifestDetail • HAZARDOUS_MATERIALS_CERTIFICATION

Element	Requirements
	Contains all data required for close-time documents to be produced in conjunction with a specific set of shipments.

Note: OP950 is deprecated and will be unavailable in a future load.

3.2.4 Ground Close Service With Documents Reply Transaction

The following elements may be returned in the Ground Close with Documents reply:

Table 19. GroundCloseServiceWithDocumentReply Elements

Element	Requirements
HighestSeverity	Identifies the highest severity encountered when performing the request. Valid values: <ul style="list-style-type: none"> FAILURE ERROR WARNING NOTE SUCCESS
Notifications	Includes the descriptive data detailing the status of a submitted transaction. Includes the severity of the notification, which indicates success or failure or some other information about the request. Valid values <ul style="list-style-type: none"> SUCCESS — Your transaction succeeded with no other applicable information. NOTE — Additional information that may be of interest to you about your transaction. WARNING — Additional information that you need to know about your transaction that you may need to take action on. ERROR — Information about an error that occurred while processing your transaction. FAILURE — FedEx was unable to process your transaction
TransactionDetail	Descriptive data for this customer transaction. The TransactionDetail from the request is echoed back to the caller in the corresponding reply.
Version	Identifies the version/level of a service operation expected by a caller (in each request) and performed by the callee (in each reply).

Element	Requirements
Close Document Type	Actual document contents for all provided reports.

Example 5: GroundCloseWithDocumentsRequest

```

<soapenv:Envelope xmlns:soapenv="http://schemas.xmlsoap.org/soap/envelope/"
xmlns:v5="http://fedex.com/ws/close/v5">
  <soapenv:Header/>
  <soapenv:Body>
    <v5:CloseWithDocumentsRequest>
      <v5:WebAuthenticationDetail>
        <v5:ParentCredential>
          <v5:Key>Input Your Information</v5:Key>
          <v5:Password>Input Your Information</v5:Password>
        </v5:ParentCredential>
        <v5:UserCredential>
          <v5:Key>Input Your Information</v5:Key>
          <v5:Password>Input Your Information</v5:Password>
        </v5:UserCredential>
      </v5:WebAuthenticationDetail>
      <v5:ClientDetail>
        <v5:AccountNumber>Input Your Information</v5:AccountNumber>
        <v5:MeterNumber>Input Your Information</v5:MeterNumber>
        <v5:Localization>
          <v5:LanguageCode>EN</v5:LanguageCode>
          <v5:LocaleCode>EN</v5:LocaleCode>
        </v5:Localization>
      </v5:ClientDetail>
      <v5:TransactionDetail>
        <v5:CustomerTransactionId>CloseWithDocumentsRequest_v5</v5:CustomerTransactionId>
        <v5:Localization>
          <v5:LanguageCode>EN</v5:LanguageCode>
          <v5:LocaleCode>EN</v5:LocaleCode>
        </v5:Localization>
      </v5:TransactionDetail>
      <v5:Version>
        <v5:ServiceId>clos</v5:ServiceId>
        <v5:Major>5</v5:Major>
        <v5:Intermediate>0</v5:Intermediate>
        <v5:Minor>0</v5:Minor>
      </v5:Version>
      <v5:ActionType>CLOSE</v5:ActionType>
    </v5:CloseWithDocumentsRequest>
  </v5:Body>
</soapenv:Envelope>

```

```

<v5:ProcessingOptions>
  <v5:Options>ERROR_IF_OPEN_SHIPMENTS_FOUND</v5:Options>
</v5:ProcessingOptions>
<v5:CarrierCode>FDXE</v5:CarrierCode>
<v5:ReprintCloseDate>2015-12-29T11:30:47-05:00</v5:ReprintCloseDate>
<v5:ManifestReferenceDetail>
  <v5:Type>CUSTOMER_REFERENCE</v5:Type>
  <v5:Value>string</v5:Value>
</v5:ManifestReferenceDetail>
<v5:CloseDocumentSpecification>
  <v5:CloseDocumentTypes>MANIFEST</v5:CloseDocumentTypes>
</v5:CloseDocumentSpecification>
</v5:CloseWithDocumentsRequest>
</soapenv:Body>
</soapenv:Envelope>

```

3.3 FedEx Ground Reports

When you perform a Close, FedEx Web Services generates four ground reports:

- Ground Manifest
- C.O.D./E.C.O.D. Report
- Multiweight Detail
- Hazardous Materials Certification Report (U.S. only)

3.3.1 FedEx Ground Report Printing Coding Details

You can also choose to reprint C.O.D./E.C.O.D., FedEx Ground Manifest and HazMat reports using the Close service. FedEx Ground Multiweight reports (if the account is multiweight enabled) are produced at close time and cannot be reprinted. Additional elements for printing ground reports include the following:

Table 20. PrintingGroundReports Elements

Element	Requirements
GroundCloseReportsReprintRequest	If this element is set to true, you receive ground reporting from the last three closed shipping days. To indicate which report(s) you want to receive, include the CloseReport Type element and specify a date from the previous three calendar days. If this element is set to false, the Close Service processes and all valid reporting is returned.
CloseReportType	If the CloseRequest/ReportOnly is set to true, you may request the following reports: <ul style="list-style-type: none"> • MANIFEST • COD

Element	Requirements
	<ul style="list-style-type: none"> HAZMAT MULTIWEIGHT
TrackingNumber	If you include the tracking number of a particular FedEx Ground shipment for which you want to print ground reports (manifest, C.O.D., HazMat, or Multiweight Detail), the report(s) requested in the CloseReportType element are returned.

3.4 FedEx SmartPost Close Shipment Service Details

The Close Operation can be performed multiple times during each shipping day. There is no need to reopen once a close has been processed, just simply start shipping again. Use the Close Service to initiate the final stage processing of all shipment data submitted for the day (close of business).

Note packages can no longer be deleted once the close occurs.

SmartPost Small Shippers must process both a Ground Close and a SmartPost Close as both FedEx Ground and FedEx SmartPost handle your shipments. Close FedEx Ground prior to FedEx SmartPost to ensure your package data is transmitted accurately.

SmartPost Large Shippers only need to process the SmartPost Close.

- FedEx SmartPost Close is independent of a FedEx Ground Close.
- No reports are returned in the FedEx SmartPost Close Reply.
- SmartPost shipments are not trackable on FedEx.com unless they are scanned by a FedEx SmartPost facility.

For more detailed information about the services offered by FedEx, see the electronic [FedEx Service Guide](#).

3.4.1 FedEx SmartPost Close Ship Day Coding Details

The following elements are required for a Close Service transaction:

Table 21. FedEx SmartPost Close Service Elements

Element	Requirements
WebAuthenticationDetail	The descriptive data to be used in authentication of the sender's identity and right to use FedEx Web Services.
ParentCredential	The value for the primary authentication credential for a specific account. <i>Note: This element is available only for Compatible Providers.</i>

Element	Requirements
UserCredential	Credential used to authenticate a specific account. It consists of two-part authentication string, Key and Password, which is used to verify shipper identity. This value is provided by FedEx after registration.
WebAuthenticationCredential	Two-part authentication string used to verify shipper identity.
Key	Unique identifier assigned to each customer as part of their authentication credentials.
Password	Second part of the authentication credential which has a direct relationship with the credential key.
ClientDetail/AccountNumber	The FedEx Express nine-digit meter number that has been used in the Ship transactions.
ClientDetail/MeterNumber	The FedEx Express nine-digit meter number that has been used in the Ship transactions.
Version/ServiceId	The value is "clos".
Version/Major	The current value is "5".
Version/Intermediate	The current value is "0".
Version/Minor	The current value is "0".
HubId	Specify the HubId. For valid values refer to Appendix AD: SmartPost Hub IDs . <i>Note: Include only the numeric HubId value in your request. HubID 5531 should be used in the FedEx Test Environment.</i>
smartPostCustomerId	Unique FedEx SmartPost Customer ID.
DestinationCountryCode	For FedEx SmartPost the value is always US.
PickupCarrier	The value will be either FDXG or FXSP, depending on which driver picks up your FedEx SmartPost packages.
CustomerManifestId	Optional. Maximum length 8 characters. If no CustomerManifestId values were sent in the individual Ship request, then do not include this element in the request at all. If CustomerManifestId values were sent in the Ship requests, then send one FedEx SmartPost close for each unique CustomerManifestId. Each Close request will only close the packages with a matching CustomerManifestId value.

Element	Requirements
ManifestReferenceDetail	Used in Close by Reference. Specifies that the shipments will be closed based on a Customer Reference value.

Example 6: GroundCloseReportsReprintRequest

```

<SOAP-ENV:Envelope xmlns:SOAP-ENV="http://schemas.xmlsoap.org/soap/envelope/"
xmlns:SOAP-ENC="http://schemas.xmlsoap.org/soap/encoding/"
xmlns:xsi="http://www.w3.org/2001/XMLSchema-instance"
xmlns:xsd="http://www.w3.org/2001/XMLSchema" xmlns="http://fedex.com/ws/close/v5">
  <SOAP-ENV:Body>
    <GroundCloseReportsReprintRequest>
      <WebAuthenticationDetail>
        <ParentCredential>
          <Key>Input Your Information</Key>
          <Password>Input Your Information</Password>
        </ParentCredential>
        <UserCredential>
          <Key>Input Your Information</Key>
          <Password>Input Your Information</Password>
        </UserCredential>
      </WebAuthenticationDetail>
      <ClientDetail>
        <AccountNumber>Input Your Information</AccountNumber>
        <MeterNumber>Input Your Information</MeterNumber>
        <IntegratorId>String</IntegratorId>
        <Localization>
          <LanguageCode>String</LanguageCode>
          <LocaleCode>String</LocaleCode>
        </Localization>
      </ClientDetail>
      <TransactionDetail>
        <CustomerTransactionId>String</CustomerTransactionId>
        <Localization>
          <LanguageCode>String</LanguageCode>
          <LocaleCode>String</LocaleCode>
        </Localization>
      </TransactionDetail>
      <Version>
        <ServiceId>clos</ServiceId>
        <Major>5</Major>
        <Intermediate>0</Intermediate>
      </Version>
    </GroundCloseReportsReprintRequest>
  </SOAP-ENV:Body>
</SOAP-ENV:Envelope>

```

```
    <Minor>0</Minor>
  </Version>
  <ReportDate>2015-12-29</ReportDate>
  <TrackingNumber/>
  <CloseReportType>MANIFEST</CloseReportType>
</GroundCloseReportsReprintRequest>
</SOAP-ENV:Body>
</SOAP-ENV:Envelope>
```


4 Consolidation Services

FedEx offers consolidation services for shippers who want to consolidate their FedEx Express® and Ground® international shipments for customs clearance at a single entry and then, within the destination country, break the shipment down into smaller components to distribute to individual recipients. FedEx International DirectDistribution Surface Solutions (IDD Surface) lets you streamline large shipments from Canada and Mexico for distribution in the U.S.

FedEx® Consolidation services are specific to Canadian shipments and allows qualified U.S. shippers to consolidate FedEx Ground shipments for distribution within Canada by either FedEx Trade Networks® or a broker of your choice. The shipment clears Canadian customs as a single shipment and is broken down into smaller shipments once inside Canada. After your shipment clears customs you will receive access to the full range of FedEx services.

FedEx Consolidation services are contract-only. Contact your FedEx account executive to learn how to get approved for these services.

FedEx Consolidation Services At-A-Glance lists the FedEx Consolidation services that you can implement. FedEx software lets you code shipping transactions to support FedEx International DirectDistribution Surface Solutions services and provides all of the reporting you need for shipping and customs clearance.

Note: FedEx International Priority DirectDistribution® (IPD), FedEx International Economy DirectDistributionSM (IED) and FedEx International Priority DirectDistribution® Freight (IDF) are the only consolidation services where origin doesn't matter. FedEx International Ground® Distribution (IGD) and FedEx International Ground® DirectDistribution Surface Solutions U.S. to Canada must be based in the United States. International DirectDistribution (IDD) consolidations must be based in Canada or Mexico and a drop-off location ID must be setup for the specified account. For purposes of this document, the general term 'IPD' is used to refer to all forms of consolidated distribution of international shipments.

Table 22. FedEx Consolidation Services At-A-Glance

Your Shipping Need	Our Service
FedEx Express International DirectDistribution Services	
Consolidate FedEx Express® shipments to clear customs at a single entry, then deliver to individual recipients in the destination country.	<ul style="list-style-type: none"> FedEx International Priority DirectDistribution® (IPD) This is a Contract-only Service*
Clear shipments through customs at a single entry, with delivery to individual recipients in the destination country.	<ul style="list-style-type: none"> FedEx International Economy DirectDistribution® Service (IED) This is a Contract-only Service*
Consolidate cross-border shipments from Canada and Mexico to multiple recipients in the U.S.	FedEx® International DirectDistribution (IDD)
FedEx Ground International DirectDistribution Services	
A drop-ship service in which you can arrange for bulk delivery via your own less-than-truckload carrier, FedEx Freight® or FedEx Ground® to a Canadian hub.	FedEx International Ground® Distribution (IGD)

Your Shipping Need	Our Service
FedEx Ground breaks down the consolidation in Canada and delivers the individual shipments.	
FedEx Express International DirectDistribution Freight Service	
Consolidate shipments from a single origin location to multiple recipients in one destination country using one FedEx® International Air Waybill.	FedEx International Priority DirectDistribution® Freight

After your shipment enters the U.S., the shipment may be managed by FedEx U.S. services, including FedEx Express®, FedEx Ground and FedEx Home Delivery.

FedEx International DirectDistribution Services – FedEx Express and FedEx Ground Services lists the FedEx U.S. services available to FedEx International DirectDistribution Service shipments after they enter the U.S.

FedEx International Economy DirectDistribution (IED) is a time-definite, customs-cleared, door-to-door deferred product. It is a contractual service and is available for international consolidations from one origin in Asia to multiple destinations through out continental United States and European Union. Goods are shipped as one shipment, clearing customs as one unit with one consolidated commercial invoice. Upon clearance at Anchorage, all IED will move to Oakland, Indianapolis and Newark for final ground delivery. (IED is not available as a service type for U.S. outbound shipments.)

Note: IED is only APAC outbound to US and Europe and It is not enabled for Europe outbound. LAC calls its Flower Delivery distribution as IED, but it actually uses the IPD service code and directs the freight to Miami. IED is not available for MEIA (Middle East and Africa).

Table 23. FedEx International DirectDistribution Services - Express and Ground Services

Your Shipping Need	Our Service
FedEx Express Services - International Priority DirectDistribution (IPD)	
First thing the next-business-day morning.	FedEx First Overnight®
Next-business-day morning.	FedEx Priority Overnight®
Next-business-day afternoon.	FedEx Standard Overnight®
2 business days.	FedEx 2Day®
Second-business day by 10:30 a.m. to most business areas; for certain shipments to Alaska and Hawaii, delivery is in 3 business days.	FedEx 2Day® A.M.
3 business days.	FedEx Express Saver®
In 1, 2 or 3 business days within the U.S. for packages over 150 pounds each.	FedEx 1Day® Freight, FedEx 2Day® Freight, FedEx 3Day® Freight
FedEx Ground Services - International DirectDistribution (IDD) Surface Solutions	

Your Shipping Need	Our Service
Economical ground delivery to businesses.	FedEx Ground®
Economical ground delivery to residences.	FedEx Home Delivery®

4.1 Single Shipment Through Customs

Consolidation shipments move and clear destination Customs as a single shipment. The entire shipment is consigned to (and entry is made) in the name of only one importer of record (IOR). The shipment must also come from a single exporter of record. Individual pieces within the shipment are delivered to the recipient indicated on each FedEx Express® Shipping or Express Manifest label. FedEx International Priority Freight (IPF) standards and restrictions for size, weight, and commodity types apply to individual packages in a consolidation shipment.

4.2 Single Point of Clearance

Consolidation services also allow Single Point of Clearance (SPOC), which permits you to send a consolidated shipment that includes packages to multiple countries in the European Union. These packages are cleared at a single Customs point. After clearance, the shipment is broken up for delivery to multiple countries.

Note: Single point of clearance (SPOC) is currently available to the European Union (EU) only.

If you require FedEx International Priority DirectDistribution, FedEx International Economy DirectDistribution Service or FedEx International Priority DirectDistribution Freight service configuration, you must call your FedEx account executive. These are contract services which must be configured by a FedEx Customer Support representative.

4.3 Multiple-Piece Freight Shipments

In addition to providing consolidation services, you can ship multiple-piece freight shipments (exceeding 150 pounds/68 kilograms) using FedEx International Priority DirectDistribution Freight (IDF). All pieces must be skidded to ship IDF.

Note: You must have a service contract on file with FedEx before you can process your consolidation shipments. For more information, contact your FedEx account executives.

4.4 Transaction Rules

The following rules apply to FedEx Consolidation Services transactions. These rules include restrictions for package size and weight.

- Automated Export System (AES)
 - If you are the shipper, you must provide the required AES information for the Electronic Export Information regardless of whether FedEx files the EEI or if you file your own EEI.
- Clearance Locations

If you are clearing the shipment in a country with more than one clearance location, use the following clearance locations, unless otherwise directed by the FedEx implementation team:

- Canada: YWGI
- China: SZXI
- Japan: QCBI
- Malaysia: KULI
- Mexico: TLCI
- Philippines: SFSI
- U.S.: As Directed
- France (Paris): IDSI
- Denmark (Cologne): IDVI
- UK (Stansted): IPDI

- Child Reference Numbers (CRNs)

All CRNs are on a single master air waybill. Therefore, you are allowed to ship to a single recipient address for FedEx International Priority DirectDistribution and FedEx International Priority DirectDistribution Freight. However, you must provide at least two addresses for FedEx International Economy DirectDistribution. A single recipient may have more than one package; however, a single package may not have more than one recipient.

Note: You must not add more than 300 CRNs on a single master air waybill.

- Currency

You can select a single currency for the customs value of the entire transaction. After the FedEx Consolidation Services shipment is opened, the currency you selected for the first piece in the shipment remains constant for the other pieces in the shipment.

- Declared Values

Declared value limits are based on the FedEx service you select for the shipment.

- Destination

Consolidation shipping services to the U.S. only covers the 50 U.S. States. Shipments to U.S. territories, such as Guam and the U.S. Virgin Islands, must be shipped using regular FedEx International Priority® service. Shipments to Puerto Rico cannot be combined with packages that have destinations within the 50 U.S. States. The Recipient address for a FedEx Consolidation Services transaction must be a U.S. address. A valid zip code that corresponds to the city and state entered for the shipment is required.

- Dimension and Weight Types

You can only select a single weight type — pounds (LB) or kilograms (KG) — and a single dimension type: inches (IN) if using LB as the weight type, or centimeters (CM) if using KG as the weight type. After you create an open FedEx Consolidation Services shipment, the weight type you select for the first piece in the shipment is the prevailing type for the rest of the pieces in the shipment.

Note: If you ship packages using FedEx Ground or FedEx Home Delivery, then you must code measurements in pounds (LB) and inches (IN).

- Electronic Export Information (EEI)

You are required to file an EEI for all U.S. export shipments if one or more commodities (Schedule B number) total more than \$2,500 USD in the consolidated shipment on any given day. The EEI is the equivalent electronic version of the Shipper's Export Declaration (SED). You may file one Automated Export System (AES) filing for all commodities in the shipment that must be reported to the U.S.

Customs and Border Protection (CBP). Check with the FedEx Regulator for details if you have any questions on filing with AES.

- Exporter of Record (EOR)

You must identify a single exporter of record in the origin country. If FedEx is filing the EEI, you must include the shipper phone number and shipper IRS/EIN/EORI number if no exporter Employer Identification Number (EIN) or Internal Revenue Service (IRS) number is provided.

- Importer of Record

Identify only one importer of record (IOR) in the destination country for the entire consolidation. An IOR is listed as the "Sold To" party for the consignment and is not required to be the actual recipient.

- Labels

You must print at least one FedEx Express label for each recipient delivery.

- Number of Commodities

Enter a maximum of 999 commodities (FedEx Express and FedEx Ground, as appropriate) per shipment.

- Number of Pieces

Enter a maximum of 300 pieces (associated with one shipment) for a FedEx Consolidation Services shipment.

- Packaging Type Required

- For FedEx Express, you must include the Packaging Type in the FedEx Consolidation Services transaction. You can use FedEx Express packaging for Express shipments or your own custom packaging. For FedEx Ground, FedEx Home Delivery and FedEx Consolidation Services shipments, you must use your own packaging.

- Payment

Only Bill Sender and Bill Third Party are allowed for transportation charges and for duties and taxes.

- Processing Shipments

You can process several consolidation shipments simultaneously providing that the meter number, ship date and clearance facility/destination country do not match.

- Rounding Up Weights

The exact weight of each CRN is uploaded and added together to create the shipment master weight. The shipment master weight is rounded for rating purposes. For example, a shipment consisting of three packages with weights of 4.2 lbs., 3.1 lbs. and 6.8 lbs equals a shipment master weight of 14.1 lbs. The weight that is used to rate for cost is the rounded up Master Air Waybill (MAWB) weight - 15 lbs.

- Shipping Methods

Use the Open Ship shipping method to create, process and complete consolidation shipments.

- Size and Weight

You are not limited to a shipment weight for a consolidation services shipment. However, you cannot ship an individual piece for a FedEx International Priority DirectDistribution Freight shipment that is less than 68 kg or 151 lbs. Enter package size and weight data that does not exceed the current

intra-U.S. FedEx Express, FedEx Ground and FedEx Home Delivery size and weight restrictions. For more information about package weight restrictions, *see* the FedEx Developer Resource Center

Note: Dimensional weight does not apply to individual CRNs in the shipment. It applies to the entire shipment.

4.4.1 Transaction Restrictions

Collect on Delivery is not available with FedEx Consolidation Services.

4.5 Non FedEx Trade Networks Customs Broker

If you plan to use your own Customs clearance broker, then you must include the required CustomsClearanceDetail/Brokers elements listed in this table.

Table 24. Broker Elements

Element	Multiple Occurrence	Description
CreateConsolidationRequest /RequestedConsolidation /CustomsClearanceDetail /Brokers	Yes	Optional. The descriptive data for the broker doing business with FedEx.
CreateConsolidationRequest /RequestedConsolidation /CustomsClearanceDetail /Brokers/AccountNumber	No	Optional. The FedEx account number associated with this transaction.
CreateConsolidationRequest /RequestedConsolidation /CustomsClearanceDetail/Brokers /Tins	Yes	Optional. The descriptive data for the taxpayer identification information.
CreateConsolidationRequest /RequestedConsolidation /CustomsClearanceDetail /Brokers /Contact	No	Optional. Descriptive data identifying the point-of-contact person.
CreateConsolidationRequest /RequestedConsolidation /CustomsClearanceDetail /Brokers /Address	No.	Optional. Descriptive data identifying the actual address of the broker.
CreateConsolidationRequest /RequestedConsolidation /SpecialServicesRequested /SpecialServiceTypes	Yes	Valid value: BROKER_SELECT_OPTION

4.6 Shipping Service Options

Tables [FedEx Express and FedEx Ground Services Allowed by Package Type](#) through [FedEx Ground Special Services Allowed by Service Type](#) list the FedEx services that are allowed for FedEx Consolidation Services shipments.

Table 25. FedEx Express and FedEx Ground Services Allowed by Package Type

Service	Customer Packaging	FedEx Envelope	FedEx Pak	FedEx Box	FedEx Tube
FedEx Priority Overnight®	Yes	Yes	Yes	Yes	Yes
FedEx Standard Overnight®	Yes	Yes	Yes	Yes	Yes
FedEx 2Day®	Yes	Yes	Yes	Yes	Yes
FedEx 2Day® A.M.	Yes	Yes	Yes	Yes	Yes
FedEx First Overnight®	Yes	Yes	Yes	Yes	Yes
FedEx 1Day® Freight	Yes	No	No	No	No
FedEx 2Day® Freight	Yes	No	No	No	No
FedEx 3Day® Freight	Yes	No	No	No	No
FedEx Express Saver®	Yes	Yes	Yes	No	No
FedEx Ground®	Yes	No	No	No	No
FedEx Home Delivery®	Yes	No	No	No	No

Table 26. FedEx Express Special Services Allowed by Service Type - I

Service	C.O.D.	IDG	ADG	Dry Ice	Signature Required Type	Inside Delivery	Alcohol
FedEx Priority Overnight	No	Yes	No	Yes	Yes	No	No
FedEx Standard Overnight	No	Yes	No	Yes	Yes	No	No
FedEx 2Day	No	Yes	No	Yes	Yes	No	No
FedEx 2Day® A.M.	Yes	Yes	No	Yes	Yes	No	No
FedEx First Overnight	No	Yes	No	Yes	Yes	No	No
FedEx 1Day Freight	No	Yes	No	Yes	Yes	No	No
FedEx 2Day Freight	No	Yes	No	Yes	Yes	No	No
FedEx 3Day Freight	No	No	No	No	Yes	No	No

Service	C.O.D.	IDG	ADG	Dry Ice	Signature Required Type	Inside Delivery	Alcohol
FedEx Express Saver	No	No	No	No	Yes	No	No

Table 27. FedEx Express Special Services Allowed by Service Type - II

Service	Saturday Delivery	Sunday Delivery	Priority Alert and Priority Alert Plus	Hold at FedEx Location	Inside Pickup	Saturday Pickup	Concurrent Shipments & Future Day
FedEx Priority Overnight	Yes	No	Yes	Yes	No	No	—
FedEx Standard Overnight	No	No	Yes	Yes	No	No	—
FedEx 2Day	Yes	No	No	Yes	No	No	—
FedEx 2Day [®] A.M.	No	No	No	Yes	No	Yes	—
FedEx First Overnight	No	No	Yes	Yes	No	No	—
FedEx 1Day Freight	Yes	No	Yes	Yes	No	No	—
FedEx 2Day Freight	Yes	No	No	Yes	No	No	—
FedEx 3Day Freight	No	No	No	Yes	No	No	—
FedEx Express Saver	No	No	No	Yes	No	No	—
FedEx First Overnight [®] Freight	—	—	Yes	—	—	—	—
FedEx International Priority [®]	—	—	Yes	—	—	—	—
FedEx International First [®]	—	—	Yes	—	—	—	—
FedEx Europe First [®]	—	—	Yes	—	—	—	—
FedEx International Priority [®] Freight	—	—	Yes	—	—	—	—
FedEx International Priority DirectDistribution [®]	Yes	—	Yes	—	—	Yes	Yes
FedEx International Economy DirectDistribution	Yes	—	—	—	—	Yes	Yes

Table 28. FedEx Ground Special Services Allowed by Service Type

Service	C.O.D.	ECOD	Non-Standard Packaging	HazMat	Signature Required Type	Appt Delivery	Evening Delivery	Date Certain Delivery
FedEx Ground	Yes	No	Yes	No	Yes	No	No	No
FedEx Home Delivery	No	No	Yes	No	Yes	Yes	Yes	Yes

4.7 Creating Consolation Shipments

FedEx Consolidation Services shipments are processed using the Open Ship shipping method. Open Ship is a highly flexible shipping option. Open Ship allows you to enter information for a shipment as it is received throughout the day, rather than entering all shipping information only when the shipment is ready to be processed. The consolidation remains open accepting each piece as it is entered and closing only when you confirm the consolidation.

For information about the Open Ship shipping process, see the Open Shipping chapter.

Table 29. Consolidation Shipment Creation

Workflow Item	Description
1. CREATE Consolidation	To CREATE a consolidation shipment, use the CreateConsolidationRequest. Use the ConsolidationIndex to give the consolidation a unique identifier.
2 - 4. Add a Shipment to a consolidation* *not to exceed 300 pieces per shipment	Entire shipment is added to the consolidation one shipment at a time (not one package at a time) using the CreateOpenShipment Web Service. All the packages in the entire shipment are defined in the CreateOpenShipment request and the ship The recipient email address of the notificationment is sent with the Action CONFIRMED.
5. CONFIRM Consolidation	To confirm consolidation you can use a Confirm Consolidation web service.

4.7.1 Add a Shipment to a Consolidation

After you create a FedEx Consolidation, you add entire shipment to the consolidation one at a time.

While packages require many of the same elements that are used for regular shipments, the ConsolidationIndex element is required to associate the shipment with a FedEx Consolidation. The ModifyConsolidationRequest transaction can then be used to edit the consolidation information. See the [Open Shipping](#) Chapter for more information.

4.7.2 Delete Consolidation Services Package

To delete a shipment from a consolidation, use the `DeleteOpenShipmentRequest`. Use the `DeleteOpenConsolidationRequest` to delete an entire consolidation before it is confirmed and closed out. See [Open Shipping](#) Chapter for more information.

Table 30. DeleteOpenConsolidationRequest

Element	Multiple Occurrence	Description
ConsolidationKey	No	Required. The ConsolidationKey contains the Type, Index and Date.
ConsolidationKey/Type	No	Required. Specify the type of consolidation.
ConsolidationKey/Index	No	Required. The unique consolidation identifier which was specified in the <code>CreateConsolidationRequest</code> .
ConsolidationKey/Date	No	Required. The date on which the consolidation was created.
TrackingId	No	Optional. The tracking ID of the shipment within the consolidation.
TrackingId/TrackingIdType	No	Optional. Describes the type of tracking ID.
TrackingId/FormId	No	Optional. Describes in detail the type of airbill and shipment moving through the FedEx system.
TrackingId/UspsApplicationId	No	Optional. For use with SmartPost tracking IDs only.
TrackingId/TrackingNumber	No	Optional.

4.7.3 Confirm Consolidation Services Shipment

Confirming a consolidation closes the consolidation and prevents further shipping activity. To CONFIRM a FedEx Consolidation, use the `ConfirmConsolidationRequest` transaction. The `ConfirmConsolidationRequest` confirms the entire consolidation, so no more shipments can be added to it.

Table 31. ConfirmConsolidationRequest

Element	Multiple Occurrence	Description
AsynchronousProcessingOptions	No	Required. This is used to specify processing options related to synchronous or asynchronous processing.
AsynchronousProcessingOptions /Options	Yes	Required. Describes the type of processing the customer has set for return of the shipment artifacts. Valid values are: <ul style="list-style-type: none"> ALLOW_ASYNCHRONOUS (Recommended) ASYNCHRONOUS_ONLY

Element	Multiple Occurrence	Description
		<ul style="list-style-type: none"> • SYNCHRONOUS_ONLY <p><i>Note: ALLOW_ASYNCHRONOUS is a recommended option. Please refer to section "4.16 Useful Tips Consolidation Services Transactions"</i></p>
CompletedConsolidationDetail /ConsolidationShipments /RequestedShipment /SpecialServicesRequested /DangerousGoodsDetail /UploadedTrackingNumber		UploadedTrackingNumber element is used to identify an instance of an uploaded dangerous goods handling unit. This element is required only if you have already validated DG data using the FedEx provided Dangerous Goods / Hazardous Materials information upload option.
ConsolidationKey	No	Required for IPD. Specify the unique identifier specified in the ConsolidationIndex.
ConsolidationKey /Type	No	Required. Specify the type of consolidation. <i>Note: When this value is not added the following error message "Invalid consolidation index" is displayed in the reply.</i>
ConsolidationKey /Index	No	Required to confirm the consolidation.
ConsolidationKey /Date	No	Required. The date on which the consolidation was created. <i>Note: When this value is not added the following error message "Invalid consolidation index" is displayed in the reply.</i>
LabelSpecification	No	Required. Description of shipping label to be returned in the reply.
LabelSpecification /CustomerSpecifiedLabelDetail /LabelMaskableDataType		Names of data elements/areas which may be suppressed from printing on labels. <ul style="list-style-type: none"> • CUSTOMS_VALUE • DUTIES_AND_TAXES_PAYOR_ACCOUNT_NUMBER • SECONDARY_BARCODE • SHIPPER_ACCOUNT_NUMBER • TERMS_AND_CONDITIONS • TRANSPORTATION_CHARGES_PAYOR_ACCOUNT_NUMBER

Element	Multiple Occurrence	Description
LabelSpecification /CustomerSpecifiedLabelDetail /CustomLabelDetail /CustomLabelTextBoxEntry		Constructed string, based on format and zero or more data fields, printed in specified printer font (for thermal labels) or generic font/size (for plain paper labels).
CustomLabelTextBoxEntry /TopLeftCorner		Horizontal and vertical position, relative to left edge of custom area.
CustomLabelTextBoxEntry /BottomRightCorner		Horizontal and vertical position, relative to left edge of custom area.
CustomLabelTextBoxEntry /Position		Horizontal and vertical position, relative to left edge of custom area.
CustomLabelTextBoxEntry /Format		Format
CustomLabelTextBoxEntry /DataFields		Data fields
CustomLabelTextBoxEntry /ThermalFontId		Printer-specific font name for use with thermal printer labels.
CustomLabelTextBoxEntry /FontName		Generic font name for use with plain paper labels.
CustomLabelTextBoxEntry /FontSize		Generic font size for use with plain paper labels.
CustomLabelTextBoxEntry /Rotation		Describes the rotation of an item from its default orientation. Valid values are: <ul style="list-style-type: none"> • NONE • RIGHT • UPSIDE_DOWN
LabelSpecification/ LabelFormatType	Yes	Required. Specify the type of label to be returned.
LabelSpecification/ ImageType	No	Optional. Specify the image format used for a shipping document.

Element	Multiple Occurrence	Description
LabelSpecification /LabelStockType	No	Optional. For thermal printer labels this indicates the size of the label and the location of the doc tab if present. Valid values are: <ul style="list-style-type: none"> • PAPER_4X6 • PAPER_4X8 • PAPER_4X9 • PAPER_7X4.75 • PAPER_8.5X11_BOTTOM_HALF_LABEL • PAPER_8.5X11_TOP_HALF_LABEL • STOCK_4X6 • STOCK_4X6.75_LEADING_DOC_TAB • STOCK_4X6.75_TRAILING_DOC_TAB • STOCK_4X8 • STOCK_4X9_LEADING_DOC_TAB • STOCK_4X9_TRAILING_DOC_TAB
ShippingDocumentSpecification	No	Optional. Contains data used to create additional (non-label) shipping documents.
ShippingDocumentSpecification /FreightAddressLabelDetail /DocTabContent /DocTabContentType		Valid values are: <ul style="list-style-type: none"> • BARCODED • CUSTOM • MINIMUM • STANDARD • ZONE001
ShippingDocumentSpecification /ShippingDocumentTypes	Yes	Optional. Indicates the types of shipping documents requested by the shipper.
ShippingDocumentSpecification /CertificateOfOrigin	No	Optional.
ShippingDocumentSpecification /CommercialInvoiceDetail	No	Optional.

Element	Multiple Occurrence	Description
ShippingDocumentSpecification /ReturnInstructionsDetail /ShippingDocumentFormat /documentFormatOptionsrequested /DocumentFormatOptionType		SUPPRESS_ADDITIONAL_LANGUAGES" - This value will suppress English language if another language is specified in language code field. (Default is English)
ShippingDocumentSpecification /CustomPackageDocumentDetail	Yes	Optional. Specify the production of each package-level custom document (the same specification is used for all packages).
ShippingDocumentSpecification /CustomShipmentDocumentDetail	Yes	Optional. Specify the production of a shipment-level custom document.
ShippingDocumentSpecification /ExportDeclarationDetail	No	Optional.
ShippingDocumentSpecification /GeneralAgencyAgreementDetail	No	Optional.
ShippingDocumentSpecification /NaftaCertificateOfOriginDetail	No	Optional.
ShippingDocumentSpecification /Op900Detail	No	Optional. Specify the production of the OP-900 document for hazardous materials packages.
ShippingDocumentSpecification /ProformainvoiceDetail	No.	Optional.
ShippingDocumentSpecification/ ReturnInstructionsDetail	No.	Optional.
ShippingDocumentSpecification/ DangerousGoodsShippers DeclarationDetail	No	Optional. Specify the production of the 1421-C document for dangerous goods shipment.
ShippingDocumentSpecification /FreightAddressLabelDetail	No	Optional.
ShippingDocumentSpecification /CustomDocumentDetail		Data required to produce a custom-specified document, either at shipment or package level.

Element	Multiple Occurrence	Description
CustomDocumentDetail /Format		Common information controlling document production.
CustomDocumentDetail /LabelPrintingOrientation		Applicable only to documents produced on thermal printers with roll stock.
CustomDocumentDetail /LabelRotation		Applicable only to documents produced on thermal printers with roll stock.
CustomDocumentDetail /SpecificationId		Identifies the formatting specification used to construct this custom document.
CustomDocumentDetail /CustomDocumentIdentifier		Identifies the individual document specified by the client.
CustomDocumentDetail /DocTabContent		If provided, thermal documents will include specified doc tab content. If omitted, document will be produced without doc tab content.
CustomDocumentDetail /CustomLabelDetail		This allows the customer to define how custom information is to be positioned and formatted on a custom label or the customizable portion of a shipping label, and what the custom information should be.
ShippingDocumentSpecification /ReturnInstructionsDetail	No	Optional. Specify the production of the return instructions document.
ConsolidationDocumentSpecification	No	Optional. Contains data used to create additional (non-label) consolidation documents.
ConsolidationDocumentSpecification /ConsolidationDocumentTypes	Yes	Optional. Indicates the types of international distribution documents requested by the shipper. Valid values are: <ul style="list-style-type: none"> • CONDENSED_CRN_REPORT • CONSOLIDATED_COMMERCIAL_INVOICE • CONSOLIDATED_CUSTOMS_LINEHAUL_REPORT • CONSOLIDATED_PARTY_REPORT • CONSOLIDATED_SOLD_TO_SUMMARY_REPORT • CRN_REPORT

Element	Multiple Occurrence	Description
		<ul style="list-style-type: none"> CUSTOMS_PACKING_LIST CUSTOM_CONSOLIDATION_DOCUMENT COMMODITIES_BY_TRACKING_NUMBER_REPORT
ConsolidationDocumentSpecification /CondensedCrnReportDetail	No	Optional. Specify the production of the short form of the Child Reference Number document.
ConsolidationDocumentSpecification /ConsolidatedCommercialInvoice	No	Optional. Specify the production of the consolidated commercial invoice document.
ConsolidationDocumentSpecification /CustomDocumentDetails	Yes	Optional. Specify the production of the consolidation-level custom documents.
ConsolidationDocumentSpecification /CustomsPackingListDetail	No	Optional. Specify the production of the consolidation-level customs packing list.
ConsolidationDocumentSpecification /CrnReportDetail	No	Optional. Specify the production of the Child Reference Number document.
ConsolidationDocumentSpecification /CommoditiesByTrackingNumberReportDetail	No	Optional. Specify the production of the Commodities By Tracking Number document.
RateRequestTypes	Yes	Optional. Indicates the type of rates to be returned. Valid values are: <ul style="list-style-type: none"> LIST — Returns published rates in response. PREFERRED — Returns rates in currency specified in the PreferredCurrency element. NONE — Returns no rates in response. <i>Note: To receive discount rates in the reply transaction, do not send this element in the request.</i>
EdtRequestType	No	Optional. Specify whether the customer wishes to have estimated Duties and Taxes provided with the rate quotation on this shipment. Only applies with shipments moving under international services.

Element	Multiple Occurrence	Description
		<i>Note: Individual Create OpenShipment transactions must include the correct Harmonized Code for each Commodity described in the requests to receive Estimated Duties and Taxes when confirming the consolidation.</i>

Note: The ConfirmConsolidationReply table is for Synchronous mode only.

Table 32. ConfirmConsolidationReply

Element	Multiple Occurrence	Description
HighestSeverity	No	Identifies the set of severity values for a Notification. Valid values are: <ul style="list-style-type: none"> • FAILURE • ERROR • WARNING • NOTE • SUCCESS
Notifications	Yes	Includes the descriptive data detailing the status of a submitted transaction. Includes the severity of the notification, which indicates success or failure or some other information about the request. Valid values are: <ul style="list-style-type: none"> • SUCCESS – Your transaction succeeded with no other applicable information. • NOTE – Additional information that may be of interest to you about your transaction. • WARNING – Additional information that you need to know about your transaction that you may need to take action on. • ERROR – Information about an error that occurred while processing your transaction. • FAILURE – FedEx was unable to process your transaction at this time due to a system failure. Please try again later.
JobId	No	—

Table 33: GetConfirmConsolidationResultsReply

Element	Multiple Occurrence	Description
HighestSeverity	No	Identifies the set of severity values for a Notification. Valid values are: <ul style="list-style-type: none"> • FAILURE • ERROR • WARNING • NOTE • SUCCESS
Notifications	Yes	Includes the descriptive data detailing the status of a submitted transaction. Includes the severity of the notification, which indicates success or failure or some other information about the request. Valid values are: <ul style="list-style-type: none"> • SUCCESS – Your transaction succeeded with no other applicable information. • NOTE – Additional information that may be of interest to you about your transaction. • WARNING – Additional information that you need to know about your transaction that you may need to take action on. • ERROR – Information about an error that occurred while processing your transaction. • FAILURE – FedEx was unable to process your transaction at this time due to a system failure. Please try again later.
JobId	No	—
AsynchronousProcessingResults	No	This indicates whether the transaction was processed synchronously or asynchronously.
CompletedConsolidationDetail	No	—
CompletedConsolidationDetail /ConsolidationShipments /RequestedShipment /SpecialServicesRequested /DangerousGoodsDetail /UploadedTrackingNumber		UploadedTrackingNumber element is used to identify an instance of an uploaded dangerous goods handling unit. This element is required only if you have already validated DG data using the FedEx provided Dangerous Goods / Hazardous Materials information upload option.
CompletedConsolidationDetail /ConsolidationShipments /RequestedShipment/		Shipment-level totals of dry ice data across all packages.

Element	Multiple Occurrence	Description
ConsolidationDetail /InternationalDistributionDetail /SummaryDetail/DryIceDetail		
CompletedConsolidationDetail /ConsolidationShipment /RequestedShipment /LabelSpecification /CustomerSpecifiedLabelDetail /LabelMaskableDataType		<p>Names of data elements/areas which may be suppressed from printing on labels.</p> <ul style="list-style-type: none"> • CUSTOMS_VALUE • DUTIES_AND_TAXES_PAYOR_ACCOUNT_NUMBER • SECONDARY_BARCODE • SHIPPER_ACCOUNT_NUMBER • TERMS_AND_CONDITIONS • TRANSPORTATION_CHARGES_PAYOR_ACCOUNT_NUMBER
RequestedShipment /SmartPostShipmentDetail /SmartPostShipmentProcessingOptionsRequested		<p>Through this option, an existing SmartPost small shipper or return shipper can specify to have the Ground tracking number provided in the shipment reply. This is a contingency feature in case the customer requires the Ground tracking number for internal processes or for tracking SmartPost shipments. The Ground tracking number will only be provided for existing SmartPost small shippers or return shippers. Customers will have the same reporting and tracking capabilities as today when they receive a Ground tracking number. However, the Ground tracking number will not be printed on the FXSP shipping label. Fedex.com provides the same tracking visibility for SmartPost shipments when using either the SmartPost tracking number or the Ground tracking number. Fedex recommends using fedex.com, rather than USPS.com, for all tracking activities for SmartPost shipments.</p>
RequestedShipment /SmartPostShipmentDetail /SmartPostShipmentProcessingOptionsRequested /SmartPostShipmentProcessingOptionType		<p>Valid values:</p> <ul style="list-style-type: none"> • GROUND_TRACKING_NUMBER_REQUESTED
CompletedConsolidationDetail /ConsolidationShipment /RequestedShipment /ShippingDocumentSpecification /CustomDocumentDetail		<p>Data required to produce a custom-specified document, either at shipment or package level.</p>

Element	Multiple Occurrence	Description
CustomDocumentDetail /Format		Common information controlling document production.
CustomDocumentDetail /LabelPrintingOrientation		Applicable only to documents produced on thermal printers with roll stock.
CustomDocumentDetail /LabelRotation		Applicable only to documents produced on thermal printers with roll stock.
CustomDocumentDetail /SpecificationId		Identifies the formatting specification used to construct this custom document.
CustomDocumentDetail /CustomDocumentIdentifier		Identifies the individual document specified by the client.
CustomDocumentDetail /DocTabContent		If provided, thermal documents will include specified doc tab content. If omitted, document will be produced without doc tab content.
CustomDocumentDetail /CustomLabelDetail		This allows the customer to define how custom information is to be positioned and formatted on a custom label or the customizable portion of a shipping label, and what the custom information should be.
CustomLabelDetail /CoordinateUnits		Valid values are: <ul style="list-style-type: none"> • MILS (thousandths of an inch) • PIXELS (device-dependent)
CustomLabelDetail /TextEntries		Constructed string, based on format and zero or more data fields, printed in specified printer font (for thermal labels) or generic font/size (for plain paper labels).
CustomLabelDetail /GraphicEntries		Image to be included from printer's memory, or from a local file for offline clients.
CustomLabelDetail /BoxEntries		Solid (filled) rectangular area on label.
CustomLabelDetail /CustomLabelTextBoxEntry		Constructed string, based on format and zero or more data fields, printed in specified printer font (for thermal labels) or generic font/size (for plain paper labels).
CustomLabelTextBoxEntry /TopLeftCorner		Horizontal and vertical position, relative to left edge of custom area.
CustomLabelTextBoxEntry /BottomRightCorner		Horizontal and vertical position, relative to left edge of custom area.
CustomLabelTextBoxEntry /Position		Horizontal and vertical position, relative to left edge of custom area.

Element	Multiple Occurrence	Description
CustomLabelTextBoxEntry /Format		Format
CustomLabelTextBoxEntry /DataFields		Data fields
CustomLabelTextBoxEntry /ThermalFontId		Printer-specific font name for use with thermal printer labels.
CustomLabelTextBoxEntry /FontName		Generic font name for use with plain paper labels.
CustomLabelTextBoxEntry /FontSize		Generic font size for use with plain paper labels.
CustomLabelTextBoxEntry /Rotation		Describes the rotation of an item from its default orientation. Valid values are: <ul style="list-style-type: none"> • NONE • RIGHT • UPSIDE_DOWN
CustomLabelDetail /BarcodeEntries		Constructed string, based on format and zero or more data fields, printed in specified barcode symbology.
RequestedPackageLineItem /PackageSpecialServicesRequested /DangerousGoodsDetail /DangerousGoodsContainer /HazardousCommodityContent /NetExplosiveDetail		The total mass of the contained explosive substances, without the mass of any casings, bullets, shells, etc.
RequestedPackageLineItem /PackageSpecialServicesRequested /DangerousGoodsDetail /DangerousGoodsContainer /HazardousCommodityContent /NetExplosiveDetail /NetExplosiveClassificationType		Valid values: <ul style="list-style-type: none"> • NET_EXPLOSIVE_CONTENT • NET_EXPLOSIVE_MASS • NET_EXPLOSIVE_QUANTITY • NET_EXPLOSIVE_WEIGHT
CompletedConsolidationDetail /ConsolidationShipment /RequestedShipment /ShippingDocumentSpecification /FreightAddressLabelDetail /DocTabContent /DocTabContentType		Valid values are: <ul style="list-style-type: none"> • BARCODED • CUSTOM • MINIMUM • STANDARD • ZONE001

Table 34. GetConfirmConsolidationResultsRequest

Element	Multiple Occurrence	Description
UserDetail	No	Optional
JobId	No	Required

Asynchronous processing lets you specify the manner in which the shipment artifacts (shipping labels and all associated documents) print. See [Asynchronous Processing](#) for more information. The following documents print when you successfully complete a CONFIRM shipment transaction:

- FedEx Consolidated Commercial Invoice
- FedEx Domestic Express Courier Report — for Express packages
- FedEx Ground Manifest Report — for Ground packages

FedEx Consolidation Services shipments are automatically confirmed and closed no later than one (1) day after the ship date. Any shipment that has no packages is automatically deleted.

4.8 Requesting Consolidation Services

Flexible shipping requirements are provided as part of the FedEx Consolidation Services. To request Consolidation Service for Rate/ Route/ Time-in-Transit, you can use:

- RateService WSDL to obtain rate information
- TrackService WSDL to obtain route and time-in-transit information

Run a Ground End of Day Close for the Account and Meter number at the end of the shipping day before the Ground courier picks up the packages.

4.9 Consolidation Services Labels

FedEx Consolidation Services shipments are created using the Open Shipping method which allows you to print labels at the end when you CONFIRM the shipment (Print-At-The-End mode). For more information about Open Ship, see the Open Shipping chapter.

There is no label for the master (Canada to U.S.) shipment. Although multiple piece shipping (MPS) is allowed, the child label always shows a “one-to-one” relationship with the package for which it was generated. FedEx Consolidation Services labels do not display any package counts (for example: package 3 of a 10 package shipment does not display “3 of 10” on the label).

4.10 Ground Commercial Invoice

You can generate a FedEx Ground Commercial Invoice for all your FedEx Ground shipments. For U.S. inbound and U.S. to CA shipments, you may generate the Commercial Invoice - Customs Entry (PAPS) by specifying a RequestedConsolidationDocumentType of CONSOLIDATED_PARTY_REPORT and a RequestedConsolidation of TRANSBORDER_DISTRIBUTION. This results in the ReturnedConsolidationDocumentType of STANDARD_BROKER_CLEARANCE_PARTY_REPORT.

This report provides consignee level shipment information for all buyers associated with the entry for the Customs Entry (PAPS) in the consolidation and groups them by consignee. For any buyers to do not qualify for Section 321 entries (or the shipper selects to submit them as a Customs Entry due to regulated commodities) the associated consignees must be submitted by Customs Entry (PAPS).

For U.S. inbound shipments only, you may generate the Commercial Invoice - Section 321. To qualify for Section 321 entry, the total value of all the commodities sold to a particular buyer must be \$200 USD or less. If any buyer qualifies for a Section 321 entry, the consignees associated with that buyer may be listed on the CI for Section 321. The shipment details are grouped/listed by consignee.

Note: If a shipper decides to submit all of their shipments for a Customs Entry (PAPS), then all shipments in the consolidation are listed on the CI for Customs Entry (PAPS), including any shipments that would have qualified for Section 321. In this case, if a CI for Section 321 entry is printed, no shipment information would appear on that report.

The Commercial Invoice (CI) contains the following shipment data.

- Which buyers and associated shipments qualify for Section 321 of the Tariff Act of 1930.

Note: Merchandise (with the exception of textiles, waste and garbage shipments) valued at less than \$200 U.S. may be released without entry or payment of duty.

- Which buyers and associated shipments qualify for Pre-Arrival Processing System (PAPS)

Note: The Pre-Arrival Processing System (PAPS) is a U.S. Bureau of Customs and Border Protection (CBP) cross-border cargo release mechanism that uses barcode technology to expedite the release of commercial shipments while still processing each shipment through Border Cargo Selectivity (BCS) and the Automated Targeting System (ATS).

Each PAPS shipment requires a unique barcode label, which the carrier attaches to the invoice and the truck manifest while the merchandise is still in Canada. The barcode consists of the U.S. Standard Carrier Alpha Code (SCAC) and Pro-Bill number. This information is then faxed ahead to the Customs broker in the U.S., who prepares a BCS entry in the Automated Commercial System (ACS). Upon the truck's arrival at the border, the Customs Inspector scans the barcode, which automatically retrieves the entry information from ACS. If no examination is required, the Inspector then releases the truck from the primary booth, reducing the carrier's wait time and easing congestion at the U.S. border.

4.11 Consolidated Commercial Invoice

To request the Consolidated Commercial Invoice, specify a RequestedConsolidationDocumentType of CONSOLIDATED_PARTY_REPORT and the RequestedConsolidation of TRANSBORDER_DISTRIBUTION and CustomsClearanceType of STANDARD_BROKER_CLEARANCE. The resulting Consolidated Commercial Invoice provides the shipment information for all customs entry (PAPS) packages in the consolidation and groups/lists them by "buyer" (SoldTo element). There are two version of this report:

- U.S. inbound for IDD
- U.S. to CA for IGD

The following is a review of each section of the FedEx Consolidated Commercial Invoice (CCI).

FedEx CCI Header

The CCI header provides the following shipment information:

- Ship Date
- International Air Waybill Number — Master air waybill (MAWB) tracking number for the shipment
- Invoice Number — FedEx-generated invoice number for the shipment

FedEx CCI Shipment Summary

The summary section which prints after the CCI header information provides this shipment level information:

- Shipper — identification of shipper from your shipper record
- Consignee — FedEx location where the shipment is cleared by Customs
- Broker — broker identification if you use a broker other than FedEx
- Importer of Record — importer identification if an importer other than the shipper is used
- Package Summary — totals for the shipment, including Weight, Currency Type and number of packages (CRN)
- Layout — groups the commodity and organizes it in a logical manner. The criteria for grouping commodities are exact matching values of the following fields:
 - Description
 - Country of Manufacture
 - Unit of measure
 - HS Code (optional)

FedEx CCI CRN Data

Following the CCI summary section is the individual package information identifying each package in the shipment. This information is entered as part of the request transaction and is required to clear packages through Customs.

CCI Totals

A total of all package values for the shipment is listed at the bottom of the CCI. These totals include:

- Total Shipment Weight — total weight of all packages in the shipment
- Total Express Weight — total weight of packages to be shipped using FedEx Express after packages have cleared Customs. When added to the Total Ground Weight, the sum equals the Total Shipment Weight.
- Total Ground Weight — total weight of packages to be shipped using FedEx Ground after packages have cleared Customs. When added to the Total Express Weight, the sum equals the Total Shipment Weight.
- Total Commodity Value — total declared commodity value of all packages in the shipment
- INCOTerm — terms of sale for the shipment. For example: if FOB/FCA is selected, this indicates Free on Board/Free Carrier as the terms of sale.
- Freight — total freight charges for the shipment
- Insurance — insurance costs for the shipment
- Other — total of any ancillary charges incurred for shipping
- Total Invoice Value — total value derived from the sum of the Total Commodity Value, Freight, Insurance, and Other.

4.11.1 Ground Pickup Manifest

The FedEx Ground Pickup Manifest for FedEx Consolidated Services is identical to the standard report generated for any type of FedEx Ground package shipping. The FedEx Ground Pickup Manifest is

required by the FedEx Ground courier to tender packages for shipping. It provides a summary of the packages picked up on a given day to the FedEx Ground courier and provides the following information:

- Sender's account number
- Sender's meter number
- Tracking number for all packages
- C.O.D. amount (if applicable)
- Declared value (if applicable)
- Number of Oversize I packages
- Number of Oversize II packages
- Number of packages requiring additional handling
- Number of residential delivery packages
- Total number of packages
- Pickup number

If you have chosen to ship any FedEx Consolidated Services packages using FedEx Ground or FedEx Home Delivery, the FedEx Ground Pickup Manifest prints after you CONFIRM the shipment.

4.11.2 Express Courier Report

The Express Courier Report for FedEx Consolidated Services is identical to the report generated for express package shipping. The Express Courier Report is printed after you confirm a shipment when you use the FedEx Express service to ship one or more FedEx Consolidated Services packages. The Express Courier Report is required to tender packages for express shipping.

4.11.3 Cross-Border Linehaul Report

This report is generated for U.S. inbound shipments from either Canada or Mexico and provides the following information:

- Which buyers and associated shipments qualify for Section 321 of the Tariff Act of 1930.

Note: Merchandise (with the exception of textiles, waste and garbage shipments) valued at less than \$200 U.S. may be released without entry or payment of duty.

- Which buyers and associated shipments qualify for Pre-Arrival Processing System (PAPS)

Note: The Pre-Arrival Processing System (PAPS) is a U.S. Bureau of Customs and Border Protection (CBP) cross-border cargo release mechanism that uses barcode technology to expedite the release of commercial shipments while still processing each shipment through Border Cargo Selectivity (BCS) and the Automated Targeting System (ATS).

Each PAPS shipment requires a unique barcode label, which the carrier attaches to the invoice and the truck manifest while the merchandise is still in Canada. The barcode consists of the U.S. Standard Carrier Alpha Code (SCAC) and Pro-Bill number. This information is then faxed ahead to the Customs broker in the U.S., who prepares a BCS entry in the Automated Commercial System (ACS). Upon the truck's arrival at the border, the Customs Inspector scans the barcode, which automatically retrieves the entry information from ACS. If no examination is required, the Inspector then releases the truck from the primary booth, reducing the carrier's wait time and easing congestion at the U.S. border.

- The drop off location and address
- Third party drop off location or facility information

To request the Cross-Border Linehaul Report, specify a RequestedConsolidationDocumentType of CONSOLIDATED_CUSTOMS_LINEHAUL_REPORT and the RequestedConsolidation of TRANSBORDER_DISTRIBUTION.

4.11.4 Commodity By Tracking Number Report

Commodity By Tracking Number Report is available in the RequestedConsolidationDocumentType options in order to support consignee-level reporting of commodities.

4.12 International DirectDistribution (IDD) Service

IDD (formerly Transborder Distribution service) from Canada to the U.S. is made available to external customers. The CI and CCI Shipment Details reports represent one of the minimum required Customs reports needed for the consolidated shipment in order to successfully cross the international border into the destination country.

CI Shipment Details provides the following information:

- Provides the consignee level shipment information for all Broker Entry (PAPS) and/or Section 321 packages in the consolidation and groups them by "Consignee" (i.e. "Delivered to" party)
- CCI Shipment Details provides the following information:
- The CCI Shipment Detail report provides the shipment information for all Broker Entry (PAPS) Packages in the consolidation and groups/lists them by "Buyer" (i.e. "Sold to" party).

Note: Child shipments are listed in the CCI under one of the following conditions.

- Child shipments that do not qualify for Section 321 are listed in the CCI for Customs entry by the designated Broker.
- The shipper specifies that all Child shipments in the consolidation are to be submitted for entry by the Broker.
- The IDD Linehaul Report provides the following information:
- Which Buyers and associated shipments qualify for Section 321 and which qualify for PAPS.
- The drop off location and address
- Third Party Drop off Location or facility information.

Note: This report is also known as Consolidated Customs Linehaul Report and is generated for US inbound shipments from either Canada or Mexico.

4.13 Useful Tips Consolidation Services Transactions

Consolidation shipments can be processed in two ways – synchronously and asynchronously depending on the number of packages per shipment or package level commodities in a shipment. For synchronous processing, a transaction can have either 40 packages/shipment only or 10 or less package level commodities in a shipment.

Note: These limits are subjected to change. As a best practice, use ALLOW_ASYNCRONOUS option for AsynchronousProcessingOptions element while processing Consolidation shipments and FedEx systems will process the shipment either synchronously or asynchronously depending on the packages/shipments/package level commodities. Also, make sure that you code to check for the reply which could contain either "SYNCHRONOUSLY_PROCESSED" or "ASYNCHRONOUSLY_PROCESSED".

If the transaction is synchronously processed, then the reply will have the results. If the transaction is asynchronously processed, then the reply only confirms that the request is queued successfully for asynchronous processing. The shipment itself might not be successfully processed and so the corresponding get result method will have to be used to check if the shipments were processed successfully. Please give some time for the shipments to be processed successfully before you retrieve the results. When shipments are processed asynchronously, run `getConfirmConsolidationResults` to see the results.

The following 4 methods can be processed asynchronously –

- `CreateOpenShipmentRequest`
- `ModifyOpenShipmentRequest`
- `ConfirmOpenShipmentRequest`
- `ConfirmConsolidationRequest`

Best practice to process large number of packages asynchronously, when there are more number of packages in a shipment, is to use `ALLOW_ASYNC` option for `AsynchronousProcessingOptions` element and run them using multiple transactions with each transaction having manageable number of packages say 50 or 100 and set disposition type as `STORED` to store the labels. These labels can then be retrieved using `retrieveJobResults`.

5 Country Service

Country Service enables customers to validate postal codes and service commitments. Supports city, postal, country and Origin-Destination related lookups and validations. Also returns postal and location details in the ValidatePostalReply.

5.1 Country Service Coding Details

In addition to the basic request elements required for all operations, the following elements are available when coding a ValidatePostalRequest:

Table 35. ValidatePostalRequest Elements

Element	Description
ShipDateTime	Specify the Ship date and time.
Address	Descriptive data for a physical location. May be used as an actual physical address (place to which one could go), or as a container of "address parts" which should be handled as a unit (such as a city-state-ZIP combination within the US).
RoutingCode	Routing code is the information that identifies the route the package or shipment may take.
CheckForMismatch	The element checks for mismatch between state and city values. The City and State is set if CheckForMismatch is true and if country is US or CA.
CarrierCode	Identification of a FedEx operating company. Examples of FedEx Operating Companies are: <ul style="list-style-type: none"> • FDXE - FedEx Express • FDXG - FedEx Ground • FXFR - FedEx Freight • FXSP - FedEx SmartPost • FXCC - FedEx Custom Critical

ValidatePostalReply data (based on your search criteria) are returned in a ValidatePostalReply.

Table 36. ValidatePostalReply Elements

Element	Description
PostalDetail	Postal detail.
PostalDetail/StateOrProvinceCode	State or province code.
PostalDetail/CityFirstInitials	City first initials.
PostalDetail/CleanedPostalCode	Cleaned postal code.

Element	Description
PostalDetail/LocationDescription	Location description.

Example 7: Validate Postal Request

```

<soapenv:Envelope xmlns:soapenv="http://schemas.xmlsoap.org/soap/envelope/"
xmlns:v3="http://fedex.com/ws/cnty/v3">
  <soapenv:Header/>
  <soapenv:Body>
    <v3:ValidatePostalRequest>
      <v3:WebAuthenticationDetail>
        <v3:CspCredential>
          <v3:Key>XXXXXXXXXX</v3:Key>
          <v3>Password>XXXXXXXXXX</v3>Password>
        </v3:CspCredential>
        <v3:UserCredential>
          <v3:Key>XXXXXXXXXX</v3:Key>
          <v3>Password>XXXXXXXXXX</v3>Password>
        </v3:UserCredential>
      </v3:WebAuthenticationDetail>
      <v3:ClientDetail>
        <v3:AccountNumber>XXXXXXXXXX</v3:AccountNumber>
        <v3:MeterNumber>XXXXXXXXXX</v3:MeterNumber>
        <v3:Region>US</v3:Region>
        <v3:Localization>
          <v3:LanguageCode>EN</v3:LanguageCode>
          <v3:LocaleCode>US</v3:LocaleCode>
        </v3:Localization>
      </v3:ClientDetail>
      <v3:TransactionDetail>
        <v3:CustomerTransactionId>ValidatePostalRequest_Basic</v3:CustomerTransactionId>
        <v3:Localization>
          <v3:LanguageCode>EN</v3:LanguageCode>
          <v3:LocaleCode>US</v3:LocaleCode>
        </v3:Localization>7
      </v3:TransactionDetail>
      <v3:Version>
        <v3:ServiceId>cnty</v3:ServiceId>
        <v3:Major>3</v3:Major>
        <v3:Intermediate>0</v3:Intermediate>
        <v3:Minor>0</v3:Minor>
      </v3:Version>
    </v3:ValidatePostalRequest>
  </soapenv:Body>
</soapenv:Envelope>

```

```
<v3:ShipDateTime>2015-02-05T12:34:56-06:00</v3:ShipDateTime>
<v3:Address>
  <v3:StreetLines>StreetLine_101</v3:StreetLines>
  <v3:City>PIPERTON</v3:City>
  <v3:StateOrProvinceCode>TN</v3:StateOrProvinceCode>
  <v3:PostalCode>38017</v3:PostalCode>
  <v3:CountryCode>US</v3:CountryCode>
  <v3:Residential>1</v3:Residential>
</v3:Address>
<v3:RoutingCode>FDSD</v3:RoutingCode>
<v3:CheckForMismatch>1</v3:CheckForMismatch>
<v3:CarrierCode>FDXE</v3:CarrierCode>
</v3:ValidatePostalRequest>
</soapenv:Body>
</soapenv:Envelope>
```

6 Create a Label

FedEx Web Services supports a variety of label options, including thermal, plain paper, and customizable labels. With FedEx Web Services, you can use the Ship Service to produce a wide variety of labels. In this section, you will find instructions for generating the labels you need to support your shipping application.

FedEx offers 2 label formats to support shipping services:

- Thermal Labels
- Laser Labels

6.1 Thermal Labels

FedEx Web Services allows you to print shipping labels for all shipping types, such as FedEx Express[®], FedEx Ground[®], and FedEx International Ground[®] using a variety of thermal label printers. The following thermal label sizes are supported by FedEx Web Services:

- 4" x 6" — without a configurable document tab (Doc-Tab)
- 4" x 6.75" — includes a Doc-Tab
- 4" x 8" — provides space to include a graphic or text file of your choice
- 4" x 9" — provides space for graphics or text as well as a Doc-Tab

If you print shipping labels using a thermal printer, you may choose label stock that includes a Doc-Tab, a removable sticky tab with additional shipping information. You can configure this shipping information from your shipping data or choose to print configurable data that is specific to your shipping needs.

6.1.1 Thermal Label Elements

Thermal shipping labels contain three basic elements:

1. Human-readable content: this part of the label contains the shipping information from the FedEx Web Services Ship Service.
2. Ground Human Readable Barcode will be encrypted by default.
3. Two dimensional (2D) barcode: the dimensional alphanumeric barcode stores data for both FedEx Express and FedEx Ground shipments using the American National Standards Institute (ANSI) MH10.8.3 standard. The 2D barcode is created using the Portable Document Format (PDF) 417 symbology.
4. FedEx specific barcode:
 - a. ASTRA (Advanced Sorting Tracking Routing Assistance) for FedEx Express shipments until the FDX 1D barcode has been fully phased in; barcode "96" for FedEx Ground and FedEx Home Delivery[®] shipments. FedEx Ground also allows for the use of the SSCC-18 "00" barcode.
 - b. FedEx 1D (FDX1D) barcode for FedEx Express shipments is created using ANSI/AIM BC4-1995 (Uniform Symbology Specification Code-128)

All labels required for a shipment are generated and returned in a single buffer. For example, if a label request is made on a C.O.D. shipment, the label server returns the shipping label and a copy of the

C.O.D. Return label. The label server always returns the appropriate quantity of labels for each type of shipment, so the client does not need to make multiple label calls to FedEx.

The following FedEx Web Services elements are required to generate a thermal label:

Table 37. ThermalLabel Elements

Web Services Element	Description/Valid Values
LabelSpecification/LabelFormatType	<p>Required to receive the correct label image in the Ship Reply service: Valid values:</p> <ul style="list-style-type: none"> • COMMON2D: The label format type to receive a label. • FEDEX_FREIGHT_STRAIGHT_BILL_OF_LADING • LABEL_DATA_ONLY: The value used to receive the barcode data if you create a custom label. • VICS_BILL_OF_LADING
LabelSpecification/ImageType	<p>Required to format the thermal label for the printer you use; provides the type of data stream or bitmap to be returned. Valid values:</p> <ul style="list-style-type: none"> • DOC • EPL2 — Eltron • PDF • PNG • RTF • TEXT • ZPLII — Zebra <p><i>Note: These printers are all compatible with the ASCII Eltron Programming Language (EPL2) page mode.</i></p>
LabelSpecification/LabelStockType	<p>Required only for thermal labels. Specify whether label stock has Doc-Tab on leading or trailing end of labels or has no Doc-Tab. Valid values:</p> <ul style="list-style-type: none"> • STOCK_4X6 • STOCK_4X6.75_LEADING_DOC_TAB • STOCK_4X6.75_TRAILING_DOC_TAB • STOCK_4X8 • STOCK_4X9_LEADING_DOC_TAB • STOCK_4X9_TRAILING_DOC_TAB
CustomerSpecifiedLabelDetail/	Defines any custom content to print on the label.

Web Services Element	Description/Valid Values
CustomContent	
CustomContent/CoordinateUnits	Valid values for CustomLabelCoordinateUnits: <ul style="list-style-type: none"> • MILS • PIXELS
CustomContent/TextEntries	Constructed string, based on format and zero or more data fields, printed in specified printer font (for thermal labels) or generic font/size (for plain paper labels).
CustomContent/GraphicEntries	Image to be included from printer's memory, or from a local file for offline clients.
GraphicEntries/Position	X and Y position of the graphic.
GraphicEntries/PrinterGraphicId	Printer-specific index of graphic image to be printed.
GraphicEntries/FileGraphicFullName	Fully-qualified path and file name for graphic image to be printed.
CustomContent/BoxEntries	Solid (filled) rectangular area on label.
BoxEntries/TopLeftCorner	The custom label position of the top, left corner.
BoxEntries/BottomRightCorner	The custom label position of the bottom, right corner.
CustomContent/BarcodeEntries	Constructed string, based on format and zero or more data fields, printed in specified barcode symbology.
CustomerSpecifiedLabelDetail/ SecondaryBarcode/SecondaryBarcodeType	Requests customer-specific barcode on FedEx Ground and FedEx Home Delivery labels. Valid values: <ul style="list-style-type: none"> • NONE • COMMON_2D • SSCC_18 • USPS <i>Note: USPS is applicable for FedEx SmartPost shipments.</i>

6.1.2 Send Thermal Label to Local or Network Printer

If you use FedEx Web Services (SOAP request) or non-SOAP requests, the returned label buffer is Base64 encoded. Therefore, before you send the commands to the printer, you must Base64 decode the buffer. You can perform Base64 encoding and decoding using built-in functions of many XML parsers or Microsoft XML Core Services (MSXML). Once decoded, the thermal label buffer contains a list of printer commands to print the label for the type of printer you select in your Ship request. To print the thermal label, send that list of commands to the configured printer port for your thermal printer. Be sure to include the CR/LF characters as you send the commands to the printer.

Note: Labels may be reprinted by sending the original thermal label buffer to the printer. However, labels should be reprinted only if the original label is damaged or lost before the package is picked up, or as a copy for your records. Duplicate labels applied to packages will cause re-labeling and, in some cases, suspension of your shipping capabilities.

6.1.3 Supported Thermal Printers

The following thermal printers are recommended with FedEx Web Services:

- Unimark
- Eltron
 - Orion (EPL2)
 - Eclipse (EPL2)
- Zebra
 - LP2443 (EPL2)
 - LP2844 (EPL2)
 - LP2348 Plus (EPL2)
 - Z4M Plus (ZPL or EPL)
 - ZP500 (ZPL or EPL)

These printers are all compatible with the ASCII Eltron Programming Language (EPL2) page mode. If your printer supports this programming language it may work as well. Check your printer user's guide for details. Thermal printers are supported both as a direct write to the printer connected to a system serial port, and as a native Windows installed printer for LPT, Serial, or USB connections.

6.1.4 Number of Thermal Labels Printed Per Service

The following table indicates the number of each type of label needed for a specific special service. All the necessary labels are generated by a call to the FedEx Common Label Server (CLS), and CLS returns a single buffer with the exception of the C.O.D. Return labels.

Table 38. Number of Thermal Labels Printed Per U.S. Service

Service Type	Thermal Labels (FedEx CLS will return the appropriate number of labels in the response)
FedEx Express U.S.	1 Shipping label
FedEx Express U.S. C.O.D.	1 Shipping label 1 C.O.D. (Collect On Delivery) Return label
FedEx Ground U.S. / FedEx Home Delivery	1 Shipping label
FedEx Ground U.S. C.O.D.	1 Shipping label 2 C.O.D. Return labels

Table 39. Number of Thermal Labels Printed Per U.S. Export Intn'l Service

Service Type	Thermal Labels (FedEx CLS will return the appropriate number of labels in the response)
FedEx Express U.S. Export International	1 Shipping label 2 Recipient labels
FedEx Express U.S. Export International Broker Select Option	1 Shipping label 2 Recipient labels
FedEx Ground U.S. Export International	1 Shipping label

Service Type	Thermal Labels (FedEx CLS will return the appropriate number of labels in the response)
FedEx Ground U.S. Export International C.O.D.	1 Shipping label 2 C.O.D. Return labels

Table 40. Number of Thermal Labels Printed Per Intra-Canada Service

Service Type	Thermal Labels (FedEx CLS will return the appropriate number of labels in the response)
FedEx Express intra-Canada	Non-DG (Dangerous Goods)/Dry ice shipment: 1 Shipping label
FedEx Ground intra-Canada	1 Shipping label
FedEx Ground intra-Canada C.O.D.	1 Shipping label 2 C.O.D. Return labels

Table 41. Number of Thermal Labels Printed Per Canada Export International Service

Service Type	Thermal Labels (FedEx CLS will return the appropriate number of labels in the response)
FedEx Express Canada Export International	Non-DG/Dry ice shipment: 1 Shipping label 2 Recipient labels
FedEx Express Canada Export International Broker Select	Non-DG/Dry ice shipment: 1 Shipping label 2 Recipient labels
FedEx Ground Canada (CA) Export International	1 Shipping label

Table 42. Number of Thermal Labels Printed Per Philippines and Thailand inbound shipments

Service Type	Thermal Labels (FedEx CLS will return the appropriate number of labels in the response)
Philippines inbound shipments	2 Shipping labels with account number printed 1 Recipient label without account number printed 3 Commercial Invoice copies
Thailand inbound commodity shipments	3 Shipping labels with account number printed 1 Recipient label without account number printed
Thailand inbound document shipments	2 Shipping labels with account number printed 1 Recipient label without account number printed

6.2 Doc-Tab Configuration

The notation for specifying Doc-Tab value sources begins as a strict subset of standard XPath notation, with a small set of Doc-Tab-specific extensions (described below). A path is prefixed with a small set of “aliases” that identify the object to which the rest of the path applies.

The following examples should give the overall “look and feel” of the notation:

Table 43. Doc-Tab Configuration Elements

Desired element	Doc-Tab path (string)
Shipper’s company name	REQUEST/SHIPMENT/Shipper/Contact/CompanyName
Total number of packages	REQUEST/SHIPMENT/PackageCount
Current package’s sequence number	REQUEST/PACKAGE/SequenceNumber
Current package’s weight	REQUEST/PACKAGE/Weight/Value
Shipment total net charge	REPLY/SHIPMENT/RATES/ACTUAL/TotalNetCharge/Amount
Current package’s dim weight	REPLY/PACKAGE/RATES/ACTUAL/DimWeight/Value
Contents of the first Customer Reference Field	REQUEST/PACKAGE/CustomerReferences[1]/Value Defines the first record of a possible multi-occurrence array
Total Net Charge using List rates	REPLY/SHIPMENT/RATES/PAYOR_LIST_PACKAGE/TotalNetCharge/Amount <i>Note: RateRequestTypes value must be “LIST” in the request so that List rates are included in the reply.</i>

Every “segment” (portion between “/” separators) in these samples is the actual name of an element from the WSDL, except for the starting segments, which specify where to begin navigating to the desired data. The client developer would know what names are available from the WSDL. The notation is case-sensitive and the client should use the same names as in the WSDL.

6.2.1 Doc-Tab Coding Details

All data from the customer’s description of the shipment (RequestedShipment) and the data returned to the customer (CompletedShipmentDetail) is eligible for use in the Doc-Tab. The complete structure of those objects is necessarily complex, due to the tremendous range of service features that may occur within a FedEx shipment. The first segments of a Doc-Tab path come from a set of alias/shortcut values that allow the customer to indicate whether the requested value is to come from one of the following:

- Client or transaction detail
- Request or reply data
- Shipment- or Package-level data
- Rate data, and if so, which rate type

Note: You must include the LabelPrintingOrientation element within the CustomDocumentDetail, or doc-tabs will not

print.

The prefix (leading segments) of the path specifies the above choices in that order, as shown in the following tables:

Table 44. Doc-Tab Prefix (Non-Rate Data)

Prefix (Non-Rate Data)	Remainder of path selects data from...
ClientDetail/...	The effective copy of the ClientDetail
TransactionDetail/...	The effective copy of the TransactionDetail
RequestedShipment/...	The effective copy of the RequestedShipment
RequestedPackageLineItem/...	The effective copy of the current RequestedPackage
CompletedShipmentDetail/...	The CompletedShipmentDetail
CompletedPackageDetail/...	The CompletedPackageDetail

Table 45. Doc-Tab Prefix (Rate Data)

Prefix (Rate Data)	Remainder of path selects data from...
RateReply/RateReplyDetail/ RatedShipmentDetail/ShipmentRateDetail/...	Shipment-level rate data (totals for actual rate applied)
RateReply/RateReplyDetail/ RatedShipmentDetail/ ShipmentRateDetail/ ReturnedRateType/...	Shipment-level rate data (totals for specific returned rate type) ok
RateReply/RateReplyDetail/ RatedShipmentDetail/RatedPackageDetail/ PackageRateDetail/...	Package-level rate data (details for actual rate applied)
RateReply/RateReplyDetail/ RatedShipmentDetail/RatedPackageDetail/ PackageRateDetail/ReturnedRateType/...	Package-level rate data (details for specified returned rate type) ok

Example 8: Doc-Tab Coding

```
<q0:LabelSpecification>
  <q0:LabelFormatType>COMMON2D</q0:LabelFormatType>
  <q0:ImageType>EPL2</q0:ImageType>
  <q0:LabelStockType>STOCK_4X6.75_LEADING_DOC_TAB</q0:LabelStockType>
  <q0:LabelPrintingOrientation>TOP_EDGE_OF_TEXT_FIRST</q0:LabelPrintingOrientation>
  <q0:CustomerSpecifiedDetail>
    <q0:DocTabContent>
      <q0:DocTabContentType>ZONE001</q0:DocTabContentType>
      <q0:Zone001>
        <q0:DocTabZoneSpecifications>
```

```

    <q0:ZoneNumber>1</q0:ZoneNumber>
    <q0:Header>REF</q0:Header>

```

```

<q0:DataField>REQUEST/PACKAGE/CustomReferences [CustomerReferenceType="CUSTOMER_REFER
ENCE"]/value</q0:DataField>

```

```

    <q0:Justification>LEFT</q0:Justification>
  </q0:DocTabZoneSpecifications>
<q0:DocTabZoneSpecifications>
  <q0:ZoneNumber>2</q0:ZoneNumber>
  <q0:Header>INV</q0:Header>

```

```

<q0:DataField>REQUEST/PACKAGE/CustomReferences [CustomerReferenceType="INVOICE_NUMB
ER"]/value</q0:DataField>

```

```

    <q0:Justification>LEFT</q0:Justification>
  </q0:DocTabZoneSpecifications>
<q0:DocTabZoneSpecifications>
  <q0:ZoneNumber>3</q0:ZoneNumber>
  <q0:Header>PON</q0:Header>

```

```

<q0:DataField>REQUEST/PACKAGE/CustomReferences [CustomerReferenceType="P_O_NUMB
ER"]/value</q0:DataField>

```

```

    <q0:Justification>LEFT</q0:Justification>
  </q0:DocTabZoneSpecifications>
<q0:DocTabZoneSpecifications>
  <q0:ZoneNumber>4</q0:ZoneNumber>
  <q0:Header>SHP</q0:Header>
  <q0:DataField>REQUEST/SHIPMENT/ShipTimestamp</q0:DataField>
  <q0:Justification>LEFT</q0:Justification>
</q0:DocTabZoneSpecifications>
<q0:DocTabZoneSpecifications>
  <q0:ZoneNumber>5</q0:ZoneNumber>
  <q0:Header>WHT</q0:Header>
  <q0:DataField>REQUEST/PACKAGE/weight/Value</q0:DataField>
  <q0:Justification>LEFT</q0:Justification>
</q0:DocTabZoneSpecifications>
<q0:DocTabZoneSpecifications>
  <q0:ZoneNumber>6</q0:ZoneNumber>
  <q0:Header>INS</q0:Header>
  <q0:DataField>REQUEST/PACKAGE/InsuredValue/Amount</q0:DataField>
  <q0:Justification>LEFT</q0:Justification>
</q0:DocTabZoneSpecifications>
<q0:DocTabZoneSpecifications>

```

```

    <q0:ZoneNumber>7</q0:ZoneNumber>
    <q0:Header>COD</q0:Header>

<q0:DataField>REQUEST/SHIPMENT/SpecialServicesRequested/CodDetail/CodCollectionAmount/
Amount</q0:DataField>
    <q0:Justification>LEFT</q0:Justification>
  </q0:DocTabZoneSpecifications>
<q0:DocTabZoneSpecifications>
  <q0:ZoneNumber>8</q0:ZoneNumber>
  <q0:Header>DLV</q0:Header>
  <q0:DataField>REPLY/SHIPMENT/OperationalDetail/DeliveryDate</q0:DataField>
  <q0:Justification>LEFT</q0:Justification>
</q0:DocTabZoneSpecifications>
<q0:DocTabZoneSpecifications>
  <q0:ZoneNumber>9</q0:ZoneNumber>
  <q0:Header>BASE</q0:Header>
  <q0:DataField>REPLY/PACKAGE/RATE/ACTUAL/BaseCharge/Amount</q0:DataField>
  <q0:Justification>LEFT</q0:Justification>
</q0:DocTabZoneSpecifications>
<q0:DocTabZoneSpecifications>
  <q0:ZoneNumber>10</q0:ZoneNumber>
  <q0:Header>DISC</q0:Header>

<q0:DataField>REPLY/PACKAGE/RATE/ACTUAL/TotalFreightDiscounts/Amount</q0:DataField>
  <q0:Justification>LEFT</q0:Justification>
</q0:DocTabZoneSpecifications>
<q0:DocTabZoneSpecifications>
  <q0:ZoneNumber>11</q0:ZoneNumber>
  <q0:Header>SURCHG</q0:Header>
  <q0:DataField>REPLY/PACKAGE/RATE/ACTUAL/TotalSurcharges/Amount</q0:DataField>
  <q0:Justification>LEFT</q0:Justification>
</q0:DocTabZoneSpecifications>
<q0:DocTabZoneSpecifications>
  <q0:ZoneNumber>12</q0:ZoneNumber>
  <q0:Header>NETCHG</q0:Header>
  <q0:DataField>REPLY/PACKAGE/RATE/ACTUAL/NetCharge/Amount</q0:DataField>
  <q0:Justification>LEFT</q0:Justification>
</q0:DocTabZoneSpecifications>
</q0:Zone001>
</q0:DocTabContent>
<q0:MaskedData>SHIPPER_ACCOUNT_NUMBER</q0:MaskedData>

```

```

    </q0:CustomerSpecifiedDetail>
  </q0:LabelSpecification>

```

6.2.2 Doc-Tab Specification

The RequestedShipment contains a LabelSpecification that describes each zone on the Doc-Tab portion of the label by a DocTabZoneSpecification, located as follows:

```

RequestedShipment
...
LabelSpecification (LabelSpecification)
CustomerSpecifiedLabelDetail (CustomerSpecifiedLabelDetail)
  DocTabContent (DocTabContent)
DocTabContentType (DocTabContentType)
  Zone001 (DocTabContentZone001)
    DocTabZoneSpecifications[] (DocTabZoneSpecification)
ZoneNumber (positiveInteger)
Header (string)
  DataReference (string)
  LiteralValue (string)
  Justification (DocTabZoneJustificationType:string)

```

After identifying the zone number, the specification can indicate:

- An optional header
- Either a data reference (path to a request/reply element) or a literal value (actual data to be printed)
- An optional justification

Literal value takes precedence over data reference when a reference data and literal value are passed. The reference data specifies a path to the element desired, based on a specific starting point:

- Client detail data (ClientDetail)
- Transaction detail data (TransactionDetail)
- Request data for the entire shipment (RequestedShipment)
- Request data for the current package (RequestedPackage)
- Reply data for the entire shipment (CompletedShipment)
- Reply data for the current package (CompletedPackage)

The path is made up of selectors, each of which specifies a step “into” the structure of the starting-point object. For single-valued (non-array) elements, the name of the element is the selector. All examples on the previous page used single-valued elements.

Array elements are qualified by a predicate that indicates which element of the array should be used, either by position or by content.

Examples of this usage would be:

```

Shipper's first street address line: REQUEST/SHIPMENT/Shipper/Address/StreetLines[1]

```


Third-party number of shipment uploaded to FedEx InSight® system:

```
REQUEST/SHIPMENT/ShipmentContentRecords[3]/PartNumber
```

Shipment fuel surcharge:

```
REPLY/PACKAGE/RATES/PAYOR_ACCOUNT/Surcharges[SurchargeType="FUEL"]/Amount
```

There are few cases where array elements would be needed; the most likely scenario involves data (such as surcharges and taxes).

Example 9: ZoneNumber 1-8 specify data elements (using the XPath notation) and Zone 9 specifies a literal value.

```
<LabelSpecification>
<LabelFormatType>COMMON2D</LabelFormatType>
<ImageType>EPL2</ImageType>
<LabelStockType>STOCK_4X6.75_LEADING_DOC_TAB</LabelStockType>
<LabelPrintingOrientation>TOP_EDGE_OF_TEXT_FIRST
</LabelPrintingOrientation>
<CustomerSpecifiedDetail>
<DocTabContent>
  <DocTabContentType>ZONE001</DocTabContentType>
  <Zone001>
    <DocTabZoneSpecifications>
      <ZoneNumber>1</ZoneNumber>
      <Header>Street</Header>
      <DataField>REQUEST/SHIPMENT/Shipper/Address/StreetLines[1]
      </DataField>
    </DocTabZoneSpecifications>
    <DocTabZoneSpecifications>
      <ZoneNumber>2</ZoneNumber>
      <Header>Meter</Header>
      <DataField>CLIENT/MeterNumber</DataField>
    </DocTabZoneSpecifications>
    <DocTabZoneSpecifications>
      <ZoneNumber>3</ZoneNumber>
      <Header>TransId</Header>
      <DataField>TRANSACTION/CustomTransactionId</DataField>
    </DocTabZoneSpecifications>
    <DocTabZoneSpecifications>
      <ZoneNumber>4</ZoneNumber>
      <Header>TotalSur</Header>
      <DataField>REPLY/SHIPMENT/RATES/PAYOR_ACCOUNT/TotalSurcharges/
      Amount</DataField>
    </DocTabZoneSpecifications>
  </DocTabZoneSpecifications>
</DocTabContent>
```

```

        <ZoneNumber>5</ZoneNumber>
        <Header>TotalWt</Header>
        <DataField>REQUEST/SHIPMENT/TotalWeight/Value</DataField>
    </DocTabZoneSpecifications>
    <DocTabZoneSpecifications>
        <ZoneNumber>6</ZoneNumber>
        <Header>Date</Header><DataField>REQUEST/SHIPMENT/ShipTimestamp
        </DataField>
    </DocTabZoneSpecifications>
    <DocTabZoneSpecifications>
        <ZoneNumber>7</ZoneNumber>
        <Header>Contact</Header>
        <DataField>REQUEST/SHIPMENT/Recipient/Contact/PersonName
        </DataField>
    </DocTabZoneSpecifications>
    <DocTabZoneSpecifications>
        <ZoneNumber>8</ZoneNumber>
        <Header>Insured</Header>
        <DataField>REQUEST/PACKAGE/InsuredValue/Amount</DataField>
    </DocTabZoneSpecifications>
    <DocTabZoneSpecifications>
        <ZoneNumber>9</ZoneNumber>
        <Header>Literal 1</Header>
        <LiteralValue>mytext</LiteralValue>
    </DocTabZoneSpecifications>
    </Zone001>
</DocTabContent>
</CustomerSpecifiedDetail>
</LabelSpecification>

```

6.3 Laser Labels

FedEx Web Services supports label printing with a laser printer. Labels that are printed with a laser printer are generated in PDF format and do not need to be scaled or resized. These labels are usually printed on U.S. Letter or A4 paper and folded in half to fit in the standard FedEx label pouch. The following requirements apply to PDF labels:

- Adobe Reader 6.0 or higher is required to process the label.
- Printer driver configuration must have printer scaling set to none.
- Using an HTML wrapper is not necessary for displaying a plain paper PDF label in a browser.
- Acrobat recommends the following browsers for viewing PDF documents:
 - Microsoft Internet Explorer 10 or higher

- Firefox 1.0 or higher
- Mozilla 1.7 or higher

The PDF label option eliminates the need to specify the image orientation parameter (width and height) or the screen resolution to display the label properly in the browser.

6.3.1 Laser Label Elements

Laser shipping labels contain three basic elements:

1. Human-readable content — This part of the label contains the shipping information from FedEx Web Services Ship Services.
2. Ground Human Readable Barcode will be encrypted by default.
3. Two dimensional (2D) barcode — The dimensional alphanumeric barcode stores data for both FedEx Express and FedEx Ground shipments using American National Standards Institute (ANSI) MH10.8.3 standard. The 2D barcode is created using the Portable Document Format (PDF) 417 format.
4. FedEx specific barcode:
 - a. ASTRA (Advanced Sorting Tracking Routing Assistance) for FedEx Express shipments until the FDX 1D barcode has been fully phased in; barcode "96" for FedEx Ground and FedEx Home Delivery shipments. FedEx Ground also allows for the use of the SSCC-18 "00" barcode when applicable.
 - b. FedEx 1D (FDX1D) barcode for FedEx Express shipments is created using ANSI/AIM BC4-1995 (Uniform Symbology Specification CODE-128).

6.3.2 Generating a Laser Label

The following FedEx Web Services elements are required to generate a laser label:

Table 46. WebServices Elements

Web Services Element	Description
LabelSpecification/LabelFormatType	<p>Required to receive the correct label image in the Ship Reply service: Valid values:</p> <ul style="list-style-type: none"> • COMMON2D — label format type to receive a label. • FEDEX_FREIGHT_STRAIGHT_BILL_OF_LADING — creates a FedEx Freight (LTL) Bill of Lading, which is formatted for an 8.5x11" sheet of plain paper. • LABEL_DATA_ONLY — this value is used to receive the barcode data if you create a custom label. • VICS_BILL_OF_LADING — Creates a FedEx Freight (LTL) VICS Bill of Lading, which is formatted for an 8.5x11" sheet of plain paper.
LabelSpecification/ImageType	<p>Required to indicate label formatting. Type of data stream or bitmap to be returned: Valid values are:</p>

Web Services Element	Description
	<ul style="list-style-type: none"> • PDF — plain paper • PNG — plain paper • DOC • RTF • TEXT • EPL2 • ZPLII
LabelSpecification/LabelStockType	<p>Required for all label types. Specify whether label stock has Doc-Tab on leading or trailing end of labels or has no Doc-Tab. When using an ImageType of PDF or PNG,</p> <ul style="list-style-type: none"> • these values display a thermal format label: <ul style="list-style-type: none"> ○ PAPER_4X6 ○ PAPER_4X8 ○ PAPER_4X9 • These values display a plain paper format shipping label: <ul style="list-style-type: none"> ○ PAPER_7X4.75 ○ PAPER_8.5X11_BOTTOM_HALF_LABEL ○ PAPER_8.5X11_TOP_HALF_LABEL ○ PAPER_LETTER

Note: If you request a plain paper label, the data returned is a Base64 encoded label image, which must be Base64 decoded prior to displaying the label file.

6.3.3 Supported Laser Printers

Most laser printers are supported for this label type; however, labels will not be accepted if they are printed on an ink jet printer. If you are using a color laser printer, the color definition should be set to black, even if the printer only has a black cartridge installed. This setting is necessary to achieve the correct barcode definition for scanning at the FedEx hubs.

6.3.4 Printing a Laser Label

FedEx returns one laser label per shipping request, with the exception of C.O.D. labels. If you need to print multiple labels (for example, international shipments need additional copies of shipping labels to accompany the customs clearance documentation), you must request additional copies.

To prepare your package for shipment, you must:

1. Use the Print button on your browser to print the page containing your label.
2. The shipping portion of the laser label prints on the top half of an U.S. Letter or A4 page.
3. If you use FedEx approved label stock that accommodates the half page label as a peel and stick, affix this portion of the label to the package. The bottom portion of the label provides terms and conditions and a recap of your tracking number. This portion of the label should be kept for your records.
4. If you use plain paper instead of label stock, fold the page in half and place it in a waybill pouch.

Attach the pouch to your package so that the barcode portion of the label can be read and scanned.

Note: Labels may be reprinted by sending the original PDF to the printer. However, labels should be reprinted only if the original label is damaged or lost before the package is picked up or as a copy for your records. Duplicate labels applied to packages will cause re-labeling and, in some cases, suspension of your shipping capabilities.

Note: For all Mexico to Mexico shipments, if no language is specified, the Legal Terms and Conditions will be provided in Spanish.

6.3.5 Account Masking on Shipping Label

The purpose of the Account Masking on Shipping Label feature is to prevent the exposure of the FedEx account numbers to the final recipient of the shipment:

- Prevent account numbers from printing on International and non-US Domestic Express plain paper shipping labels.
- The account numbers continue to print on FedEx plain paper Air Waybill copies used by operations and customs clearance.

By adopting the Thermal Label Layout on plain paper labels, the above requirements are satisfied while moving FedEx towards harmonizing the label images, regardless of the requested format (thermal, pdf, png, and dib).

Shipping clients will now receive 2 new label images from Common Label Service (CLS), and will print appropriate numbers of copies as defined by current business rules for the origin and destination countries and shipment type (doc, non-doc, ITAR, etc).

6.3.6 Number of Laser Labels Required Per Service

The following table indicates the number of each type of label needed for a specific special service. All the necessary labels are generated by a call to the FedEx Common Label Server (CLS), and CLS returns a single buffer with the exception of the C.O.D. Return labels.

Table 47. Number of Thermal Labels Printed Per U.S. Service

Service Type	Laser Label - PDF Format
FedEx Express U.S. C.O.D.	1 Shipping label 1 C.O.D. (Collect On Delivery) Return label
FedEx Ground / FedEx Home Delivery U.S.	1 Shipping label
FedEx Ground U.S. C.O.D.	1 Shipping label 2 C.O.D. Return labels

Table 48. Number of Thermal Labels Printed Per U.S. Export International Service

Service Type	Laser Label - PDF Format
FedEx Express U.S. Export International	1 Shipping label in the reply; a minimum of 3 labels must be printed — 1 label on the package and 2 in the document pouch.
FedEx Express U.S. Export International Broker Select	1 Shipping label in the reply; a minimum of 3 labels must be printed — 1 label on the package and 2 in the document pouch.

Service Type	Laser Label - PDF Format
FedEx Ground U.S. Export International	1 Shipping label
FedEx Ground U.S. Export International C.O.D.	1 Shipping label 2 C.O.D. Return labels

Table 49. Number of Thermal Labels Printed Per Intra-Mexico Service

Service Type	Laser Label - PDF Format
FedEx Express Intra-Mexico	FedEx Express Intra-Mexico Non-DG (Dangerous Goods)/Dry ice shipment: 1 Shipping label

Table 50. Number of Thermal Labels Printed Per Intra-Canada Service

Service Type	Laser Label - PDF Format
FedEx Express Intra-Canada	FedEx Express Intra-Canada Non-DG (Dangerous Goods)/Dry ice shipment: 1 Shipping label
FedEx Ground Intra-Canada	1 Shipping label
FedEx Ground Intra-Canada C.O.D.	1 Shipping label 2 C.O.D. Return labels

Table 51. Number of Thermal Labels Printed Per Canada Export Int'l Service

Service Type	Laser Label - PDF Format
FedEx Express Canada Export International	FedEx Express Canada Export International Non-DG/Dry ice shipment: 1 Shipping label 2 Recipient labels
FedEx Express Canada Export International Broker Select	FedEx Express Canada Export International Broker Select Non-DG/Dry ice shipment: 1 Shipping label 2 Recipient labels
FedEx Ground Canada (CA) Export International	1 Shipping Label

Table 52. Number of Thermal Labels Printed Per Philippines and Thailand inbound shipments

Service Type	Thermal Labels (FedEx CLS will return the appropriate number of labels in the response)
Philippines inbound shipments	2 Shipping labels with account number printed 1 Recipient label without account number printed 3 Commercial Invoice copies
Thailand inbound commodity shipments	3 Shipping labels with account number printed 1 Recipient label without account number printed
Thailand inbound document shipments	2 Shipping labels with account number printed 1 Recipient label without account number printed

6.4 Custom Labels

FedEx allows some customizing of the FedEx-generated label. The label's human readable content and barcode in the common portion of the label cannot be altered. However, you may add text pertaining to your business and choose the type of barcode (symbology) used on FedEx documents and labels in the custom portion of thermal labels. To support your shipping application, FedEx Web Services provide two options for customizing your shipping label:

1. Place the PNG PAPER 7" x 4.75" graphic on your label stock. For example, you may create a packing list on an 8-1/2" x 11" form. As part of this form, you may also place the 7" x 4.75" PNG PAPER graphic instead of creating a custom label on your own.
2. Add a graphic or text file to the 4" x 8" or 4" x 9" thermal label. This label size provides 2 inches of space for your graphic or text.

6.4.1 Custom Validator Label

You can create non-shipping custom labels at both package-level and shipment-level by specifying what custom information is desired, how to format that information, and where to place it on the custom label. Custom labels are limited to the thermal label format.

For a complete list of elements used in custom validator label, see the elements under CustomDocumentDetail in [Requested Shipment Elements table](#).

Figure 1: Custom Validator Label



6.4.2 Customize a Thermal Label

FedEx Web Services provides two thermal label formats that you can customize with either a graphic or text file to prevent the need for creating a custom label. These labels support all FedEx shipping services. These formats are:

- 4" x 8" thermal label without Doc-Tab
- 4" x 9" thermal label with Doc-Tab

These label types provide a 2 inch customizable section. This feature is only applicable to the thermal label printed on a thermal printer set to 203 DPI.

Rules for using the label formats are:

- Only the shipping label can be customized. For example, if you print a 4" x 8" Express shipping label with your logo, the secondary recipient labels will not display it.
- The customizable graphic or text must not exceed 2 inches high and 4-1/2 inches wide.
- No correction is provided by FedEx. The graphic and/or text prints as it is submitted in the shipping service.
- If all the necessary data for printing the graphic and/or text is not provided (for example: X and Y coordinates), a valid shipping label is returned without the customized data. You must cancel the shipment represented by this label if you attempt to recreate another label with the graphic and/or text.
- Regarding the placement on X and Y coordinates, insertion point coordinate datum is the intersection of the top and left edges of the 4.00" x 6.75" thermal label with bottom doc tab. For 4.00" x 6.75" thermal label with top doc tab, increment insertion point coordinate Y values by 164 dots. For 4.00" x 6.00" label without doc tab, increment insertion point coordinate Y values by 8 dots. Thermal label element attributes are based on 203 DPI (8 dots/mm) printer resolution.
- Character insertion point is the top left corner of the first character in the string, at the cap line.
- Printer restrictions require the position origin at the top left quadrant of the front. Therefore, it is possible for data to start in the customizable section of the label and write down into the FedEx portion of the label (actual thermal label data). If this occurs, your logo or text will be written over with the FedEx label information. You must correct this positioning to use the shipping label.
- The addition of Doc-Tab information to the 4" x 9" label must be configured using the same process as you would use for a standard 4" x 6" Doc-Tab thermal label.

To Add Text to the 4x8 or 4x9 Label, in the Ship Service WSDL, use the following elements.

Table 53. Custom Label Elements for Text

Web Services Element	Description/Valid Values
RequestedShipment /LabelSpecification	Description of shipping label to be returned in the reply.
RequestedShipment /LabelSpecification /Dispositions	Specify how to create, organize, and return the document.
RequestedShipment /LabelSpecification /LabelFormatType	Specify the type of label to be returned. The label format type should be set to COMMON2D.
RequestedShipment /LabelSpecification /ImageType	Specify the image type of this shipping document.
RequestedShipment /LabelSpecification /LabelStockType	For thermal printer labels this indicates the size of the label and the location of the doc tab if present. Either STOCK_4X8 or STOCK_4X9_LEADING_DOC_TAB.
RequestedShipment /LabelSpecification	This indicates if the top or bottom of the label comes out of the printer first.

Web Services Element	Description/Valid Values
/LabelPrintingOrientation	
RequestedShipment /LabelSpecification /PrintedLabelOrigin	If present, this contact and address information will replace the return address information on the label.
RequestedShipment /LabelSpecification /CustomerSpecifiedDetail	Allows customer-specified control of label content.
RequestedShipment /LabelSpecification /CustomerSpecifiedDetail /DocTabContent	If omitted, no doc tab will be produced, such as the default is former NONE type).
RequestedShipment /LabelSpecification /CustomerSpecifiedDetail /CustomContentPosition	RelativeVerticalPositionType
RequestedShipment /LabelSpecification /CustomerSpecifiedDetail /CustomContent	Defines any custom content to print on the label.
RequestedShipment /LabelSpecification /CustomerSpecifiedDetail /CustomContent /CoordinateUnits	Valid values for CustomLabelCoordinateUnits. Valid values are: <ul style="list-style-type: none"> • MILS • PIXELS
RequestedShipment /LabelSpecification /CustomerSpecifiedDetail /CustomContent /TextEntries	Constructed string, based on format and zero or more data fields, printed in specified printer font (for thermal labels) or generic font/size (for plain paper labels).
RequestedShipment /LabelSpecification /CustomerSpecifiedDetail /CustomContent /TextEntries/Position	Contains the x/y coordinates for placement of the text.
RequestedShipment /LabelSpecification /CustomerSpecifiedDetail /CustomContent /TextEntries /Position /X	Horizontal position, relative to left edge of custom area. Only non-negative integers may be used.
RequestedShipment /LabelSpecification	Vertical position, relative to the top edge of the custom area. Only non-negative integers may be used.

Web Services Element	Description/Valid Values
/CustomerSpecifiedDetail /CustomContent /TextEntries /Position /Y	
RequestedShipment /LabelSpecification /CustomerSpecifiedDetail /CustomContent /TextEntries /Format	Contains the text to be printed on the label. <i>Note: This is a format string used to format the printed text. It is not the actual text.</i>
RequestedShipment /LabelSpecification /CustomerSpecifiedDetail /CustomContent /TextEntries /DataFields	Contains the text to be printed on the label.
RequestedShipment /LabelSpecification /CustomerSpecifiedDetail /CustomContent /TextEntries /ThermalFontID	Printer-specific font name for use with thermal printer. Valid values are from 1 to 23.
RequestedShipment /LabelSpecification /CustomerSpecifiedDetail /CustomContent /TextEntries /FontName	Generic font name for use with plain paper labels.
RequestedShipment /LabelSpecification /CustomerSpecifiedDetail /CustomContent /TextEntries /FontSize	Generic font size for use with plain paper labels.
RequestedShipment /LabelSpecification /CustomerSpecifiedDetail /CustomContent /TextEntries /Rotation	Relative to normal orientation for the printer. Valid values: <ul style="list-style-type: none"> • LEFT • NONE • RIGHT • UPSIDE_DOWN
RequestedShipment /LabelSpecification	Solid (filled) rectangular area on label.

Web Services Element	Description/Valid Values
/CustomerSpecifiedDetail /CustomContent /BoxEntries	
RequestedShipment /LabelSpecification /CustomerSpecifiedDetail /CustomContent /BarcodeEntries	Constructed string, based on format and zero or more data fields, printed in specified barcode symbology.
RequestedShipment /LabelSpecification /CustomerSpecifiedDetail /CustomContent /BarcodeEntries/Position	Contains the x/y coordinates for placement of the label.
RequestedShipment /LabelSpecification /CustomerSpecifiedDetail /CustomContent /BarcodeEntries/Position/X	Horizontal position, relative to left edge of custom area. Only non-negative integers may be used.
RequestedShipment /LabelSpecification /CustomerSpecifiedDetail /CustomContent /BarcodeEntries/Position/Y	Vertical position, relative to the top edge of the custom area.
RequestedShipment /LabelSpecification /CustomerSpecifiedDetail /CustomContent /BarcodeEntries/Format	
RequestedShipment /LabelSpecification /CustomerSpecifiedDetail /CustomContent /BarcodeEntries/DataFields	
RequestedShipment /LabelSpecification /CustomerSpecifiedDetail /CustomContent /BarcodeEntries/BarHeight	
RequestedShipment /LabelSpecification /CustomerSpecifiedDetail /CustomContent /BarcodeEntries/ThinBarWidth	Width of thinnest bar/space element in the barcode.

Web Services Element	Description/Valid Values
RequestedShipment /LabelSpecification /CustomerSpecifiedDetail /CustomContent /BarcodeEntries /BarcodeSymbology	Identification of the type of barcode (symbology) used on FedEx documents and labels. Specify the BarcodeSymbologyType. Valid values: <ul style="list-style-type: none"> • CODEBAR • CODE128 • CODE128B • CODE128C • CODE128_WIDEBAR • CODE39 • CODE93 • 120F5 • PDF417 • POSTNET • QR_CODE • UCC128
RequestedShipment /LabelSpecification /CustomerSpecifiedDetail /ConfigurableReferenceEntries	Defines additional data to print in the configurable portion of the label, this allows you to print the same type information on the label that can also be printed on the doc tab.
RequestedShipment /LabelSpecification /CustomerSpecifiedDetail /MaskedData	Controls which data/sections will be suppressed.
RequestedShipment /LabelSpecification /CustomerSpecifiedDetail /SecondaryBarcode	For customers producing their own Ground labels, this field specifies which secondary barcode will be printed on the label; so that the primary barcode produced by FedEx has the correct SCNC.
RequestedShipment /LabelSpecification /CustomerSpecifiedDetail /TermsAndConditionsLocalization	Identifies the representation of human-readable text.
RequestedShipment /LabelSpecification /CustomerSpecifiedDetail /AdditionalLabels	Controls the number of additional copies of supplemental labels.
RequestedShipment /LabelSpecification /CustomerSpecifiedDetail	This value reduces the default quantity of destination/consignee air waybill labels. A value of zero

Web Services Element	Description/Valid Values
/AirWaybillSuppressionCount	indicates no change to default. A minimum of one copy will always be produced.
RequestedShipment /ShippingDocumentSpecification	Contains data used to create additional (non-label) shipping documents.
RequestedShipment /ShippingDocumentSpecification /FreightAddressLabelDetail	Data required to produce the Freight handling-unit-level address labels. <i>Note: The number of UNIQUE labels, the N as in 1 of N, 2 of N, and so on, is determined by total handling units.</i>
RequestedShipment /ShippingDocumentSpecification /FreightAddressLabelDetail /Format	Specify characteristics of a shipping document to be produced.
RequestedShipment /ShippingDocumentSpecification /FreightAddressLabelDetail /Copies	Indicates the number of copies to be produced for each unique label.
RequestedShipment /ShippingDocumentSpecification /FreightAddressLabelDetail /StartingPosition	Specify the quadrant of the page on which the label printing will start.
RequestedShipment /ShippingDocumentSpecification /FreightAddressLabelDetail /DocTabContent	If omitted, no doc tab will be produced, such as default = former NONE type.
RequestedShipment /ShippingDocumentSpecification /FreightAddressLabelDetail /CustomContentPosition	RelativeVerticalPositionType
RequestedShipment /ShippingDocumentSpecification /FreightAddressLabelDetail /CustomContent	Defines any custom content to print on the Freight label.

Example 10: Transaction Sample for Custom Text on a Label

There may be over 20 available fonts in thermal printer memory. The format value will print a hard-coded string in a barcode. If the developer wants to pull a value from out of the ship request, then use the "%s" Format Value, and use the DataFields element with an XPath statement pointing to the value field.

For example, if you included a Reference element in the Ship Request and you want that value in the barcode, then the DataFields value will be:

```
ShippingDocumentRequest/RequestedShipment/RequestedPackageLineItems[1]/CustomerReferences[1]/Value
```

```
<q0:LabelSpecification>
  <q0:LabelFormatType>COMMON2D</q0:LabelFormatType>
```

```

<q0:ImageType>ZPLII</q0:ImageType>
<q0:LabelStockType>STOCK_4X8</q0:LabelStockType>

<q0:LabelPrintingOrientation>BOTTOM_EDGE_OF_TEXT_FIRST</q0:LabelPrintingOrientation>
  <q0:CustomerSpecifiedDetail>
    <q0:CustomContent>
      <q0:CoordinateUnits>PIXELS</q0:CoordinateUnits>
      <q0:TextEntries>
        <q0:Position>
          <q0:X>50</q0:X>
          <q0:Y>200</q0:Y>
        </q0:Position>
        <q0:Format>Data for text</q0:Format>
        <q0:ThermalFontId>14</q0:ThermalFontId>
      </q0:TextEntries>
      <q0:BarcodeEntries>
        <q0:Position>
          <q0:X>50</q0:X>
          <q0:Y>50</q0:Y>
        </q0:Position>
        <q0:Format>%s</q0:Format>
        <q0:DataFields>ShippingDocumentRequest/RequestedShipment/
RequestedPackageLineItems[1]/CustomerReferences[1]/Value</q0:DataFields>
        <q0:BarHeight>100</q0:BarHeight>
        <q0:ThinBarWidth>8</q0:ThinBarWidth>
        <q0:BarcodeSymbology>CODE128C</q0:BarcodeSymbology>
      </q0:BarcodeEntries>
    </q0:CustomContent>
    <q0:MaskedData>SHIPPER_ACCOUNT_NUMBER</q0:MaskedData>
  </q0:CustomerSpecifiedDetail>
</q0:LabelSpecification>

```

6.4.3 Custom Label Graphic Entries Elements

Only single bit color images should be added since labels will print in black and white.

To add a graphic to the 4x8 or 4x9 thermal label in the Ship Service WSDL, use the following elements are required.

Table 54. Custom Label Elements for Graphics

Web Services Element	Description/Valid Values
RequestedShipment /LabelSpecification/	Description of shipping label to be returned in the reply.

Web Services Element	Description/Valid Values
RequestedShipment /LabelSpecification /Dispositions	Specify how to create, organize, and return the document.
RequestedShipment /LabelSpecification /LabelFormatType	Specify the type of label to be returned. The label format type should be set to COMMON2D.
RequestedShipment /LabelSpecification /ImageType	Specify the image type of this shipping document.
RequestedShipment /LabelSpecification /LabelStockType	For thermal printer labels this indicates the size of the label and the location of the doc tab if present. Either STOCK_4X8 or STOCK_4X9_LEADING_DOC_TAB.
RequestedShipment /LabelSpecification /LabelPrintingOrientation	This indicates if the top or bottom of the label comes out of the printer first.
RequestedShipment /LabelSpecification /PrintedLabelOrigin	If present, this contact and address information will replace the return address information on the label.
RequestedShipment /LabelSpecification /CustomerSpecifiedDetail/	Allows customer-specified control of label content.
RequestedShipment /LabelSpecification /CustomerSpecifiedDetail /DocTabContent	If omitted, no doc tab will be produced, such as the default is former NONE type).
RequestedShipment /LabelSpecification /CustomerSpecifiedDetail /CustomContent	Defines any custom content to print on the label.
RequestedShipment /LabelSpecification /CustomerSpecifiedDetail /CustomContent /CoordinateUnits	Valid values for CustomLabelCoordinateUnits. Valid values are: <ul style="list-style-type: none"> • MILS • PIXELS
RequestedShipment /LabelSpecification /CustomerSpecifiedDetail /CustomContent/ TextEntries	Constructed string, based on format and zero or more data fields, printed in specified printer font (for thermal labels) or generic font/size (for plain paper labels).
RequestedShipment /LabelSpecification /CustomerSpecifiedDetail /CustomContent	Image to be included from printer's memory, or from a local file for offline clients.

Web Services Element	Description/Valid Values
/GraphicEntries	
RequestedShipment /LabelSpecification /CustomerSpecifiedDetail /CustomContent /GraphicEntries/Position	Contains the x/y coordinates for placement of the graphic. x =
RequestedShipment /LabelSpecification /CustomerSpecifiedDetail /CustomContent /GraphicEntries/Position/X	Horizontal position, relative to left edge of custom area. Only non-negative integers may be used.
RequestedShipment /LabelSpecification /CustomerSpecifiedDetail /CustomContent /GraphicEntries/Position/Y	Vertical position, relative to the top edge of the custom area. Only non-negative integers may be used.
RequestedShipment /LabelSpecification /CustomerSpecifiedDetail /CustomContent /GraphicEntries/PrinterGraphicID	Printer-specific index of graphic image to be printed.
RequestedShipment /LabelSpecification /CustomerSpecifiedDetail /CustomContent /GraphicEntries/FileGraphicFullName	Fully-qualified path and file name for graphic image to be printed.
RequestedShipment /LabelSpecification /CustomerSpecifiedDetail /CustomContent /BoxEntries	Solid (filled) rectangular area on label.
RequestedShipment /LabelSpecification /CustomerSpecifiedDetail /CustomContent /BarcodeEntries	Constructed string, based on format and zero or more data fields, printed in specified barcode symbology.
RequestedShipment /LabelSpecification /CustomerSpecifiedDetail /CustomContent /BarcodeEntries/Position	Contains the x/y coordinates for placement of the label.
RequestedShipment /LabelSpecification	Horizontal position, relative to left edge of custom area. Only non-negative integers may be used.

Web Services Element	Description/Valid Values
/CustomerSpecifiedDetail /CustomContent /BarcodeEntries/Position/X	
RequestedShipment /LabelSpecification /CustomerSpecifiedDetail /CustomContent /BarcodeEntries/Position/Y	Vertical position, relative to the top edge of the custom area. Only non-negative integers may be used.
RequestedShipment /LabelSpecification /CustomerSpecifiedDetail /CustomContent /BarcodeEntries/Format	The Actual value desired in the barcode.
RequestedShipment /LabelSpecification /CustomerSpecifiedDetail /CustomContent /BarcodeEntries/DataFields	
RequestedShipment /LabelSpecification /CustomerSpecifiedDetail /CustomContent /BarcodeEntries/BarHeight	Numerical Field.
RequestedShipment /LabelSpecification /CustomerSpecifiedDetail /CustomContent /BarcodeEntries/ThinBarWidth	Width of thinnest bar/space element in the barcode.
RequestedShipment /LabelSpecification /CustomerSpecifiedDetail /CustomContent /BarcodeEntries/BarcodeSymbology	<p>Identification of the type of barcode (symbology) used on FedEx documents and labels. Specify the BarcodeSymbologyType.</p> <p>Valid values:</p> <ul style="list-style-type: none"> • CODEBAR • CODE128 • CODE128B • CODE128C • CODE128_WIDEBAR • CODE39 • CODE93 • 120F5 • PDF417

Web Services Element	Description/Valid Values
	<ul style="list-style-type: none"> • POSTNET • QR_CODE • UCC128
RequestedShipment /LabelSpecification /CustomerSpecifiedDetail /ConfigurableReferenceEntries	Defines additional data to print in the configurable portion of the label, this allows you to print the same type information on the label that can also be printed on the doc tab.
RequestedShipment /LabelSpecification /CustomerSpecifiedDetail /MaskedData	Controls which data/sections will be suppressed.
RequestedShipment /LabelSpecification /CustomerSpecifiedDetail /SecondaryBarcode	For customers producing their own Ground labels, this field specifies which secondary barcode will be printed on the label; so that the primary barcode produced by FedEx has the correct SCNC.
RequestedShipment /LabelSpecification /CustomerSpecifiedDetail /TermsAndConditionsLocalization	Identifies the representation of human-readable text.
RequestedShipment /LabelSpecification /CustomerSpecifiedDetail /AdditionalLabels	Controls the number of additional copies of supplemental labels.
RequestedShipment /LabelSpecification /CustomerSpecifiedDetail /AirWaybillSuppressionCount	This value reduces the default quantity of destination/consignee air waybill labels. A value of zero indicates no change to default. A minimum of one copy will always be produced.

Example 11: Custom Label Barcode Transaction Sample

```
<soapenv:Envelope xmlns:soapenv="http://schemas.xmlsoap.org/soap/envelope/"
xmlns:v17="http://fedex.com/ws/ship/v17">
  <soapenv:Header/>
  <soapenv:Body>
    <v17:ProcessShipmentRequest>
      <v17:WebAuthenticationDetail>
        <v17:ParentCredential>
          <v17:Key>XXXXXXXXXX</v17:Key>
          <v17>Password></v17>Password>
        </v17:ParentCredential>
        <v17:UserCredential>
          <v17:Key>XXXXXXXXXX</v17:Key>
          <v17>Password></v17>Password>
        </v17:UserCredential>
      </v17:WebAuthenticationDetail>
    </v17:ProcessShipmentRequest>
  </soapenv:Body>
</soapenv:Envelope>
```

```

    </v17:UserCredential>
  </v17:WebAuthenticationDetail>
  <v17:ClientDetail>
    <v17:AccountNumber>XXXXXXXXXX</v17:AccountNumber>
    <v17:MeterNumber>XXXXXXXX</v17:MeterNumber>
    <v17:MeterInstance>string</v17:MeterInstance>
    <v17:CompanyId>Syntel</v17:CompanyId>
    <v17:SoftwareId>WSGW</v17:SoftwareId>
    <v17:SoftwareRelease>3100</v17:SoftwareRelease>
    <v17:ClientProductId>WAPI123</v17:ClientProductId>
    <v17:ClientProductVersion>SHIPENT</v17:ClientProductVersion>
    <v17:MiddlewareProductId>B123</v17:MiddlewareProductId>
    <v17:MiddlewareProductVersion>SHIPENT</v17:MiddlewareProductVersion>
    <v17:IntegratorId>INT123</v17:IntegratorId>
    <v17:Region>US</v17:Region>
    <v17:AutoConfigurationType>ENTERPRISE</v17:AutoConfigurationType>
    <v17:InitiativeManifest>
      <v17:Content>string</v17:Content>
    </v17:InitiativeManifest>
    <v17:Localization>
      <v17:LanguageCode>EN</v17:LanguageCode>
      <v17:LocaleCode>en</v17:LocaleCode>
    </v17:Localization>
  </v17:ClientDetail>
  <v17:TransactionDetail>
    <v17:CustomerTransactionId>ProcessShip_Basic</v17:CustomerTransactionId>
  </v17:TransactionDetail>
  <v17:Version>
    <v17:ServiceId>ship</v17:ServiceId>
    <v17:Major>17</v17:Major>
    <v17:Intermediate>0</v17:Intermediate>
    <v17:Minor>0</v17:Minor>
  </v17:Version>
  <v17:RequestedShipment>
    <v17:ShipTimestamp>2014-11-18T15:46:24-06:00</v17:ShipTimestamp>
    <v17:DropoffType>REGULAR_PICKUP</v17:DropoffType>
    <v17:ServiceType>INTERNATIONAL_PRIORITY</v17:ServiceType>
    <v17:PackagingType>YOUR_PACKAGING</v17:PackagingType>
    <v17:Shipper>
      <v17:AccountNumber>XXXXXXXXXX</v17:AccountNumber>
      <v17:Contact>
        <v17:PersonName>JAN14 CL</v17:PersonName>
      </v17:Contact>
    </v17:Shipper>
  </v17:RequestedShipment>

```

```
<v17:CompanyName>SndrConnm</v17:CompanyName>
<v17:PhoneNumber>9987878787</v17:PhoneNumber>
<v17:EMailAddress/>
</v17:Contact>
<v17:Address>
  <v17:StreetLines>Shipper Address Line 1</v17:StreetLines>
  <v17:StreetLines>Shipper Address Line 2</v17:StreetLines>
  <v17:City>Memphis</v17:City>
  <v17:StateOrProvinceCode>TN</v17:StateOrProvinceCode>
  <v17:PostalCode>38117</v17:PostalCode>
  <v17:CountryCode>US</v17:CountryCode>
</v17:Address>
</v17:Shipper>
<v17:Recipient>
  <v17:Contact>
    <v17:PersonName>SHIP TO CONTACT NAME</v17:PersonName>
    <v17:CompanyName>SHIP TO RECIPIENT CMPNY</v17:CompanyName>
    <v17:PhoneNumber>9967898787</v17:PhoneNumber>
    <v17:EMailAddress>abc@syntelinc.com</v17:EMailAddress>
  </v17:Contact>
  <v17:Address>
    <v17:StreetLines>TC021 JAN14 US</v17:StreetLines>
    <v17:StreetLines>IP - CuPack - US to BE</v17:StreetLines>
    <v17:City>Waterloo</v17:City>
    <v17:StateOrProvinceCode>BE</v17:StateOrProvinceCode>
    <v17:PostalCode>1410</v17:PostalCode>
    <v17:CountryCode>BE</v17:CountryCode>
  </v17:Address>
</v17:Recipient>
<v17:Origin>
  <v17:Contact>
    <v17:PersonName>JAN14 CL</v17:PersonName>
    <v17:CompanyName>SndrConnm</v17:CompanyName>
    <v17:PhoneNumber>9987878787</v17:PhoneNumber>
    <v17:EMailAddress/>
  </v17:Contact>
  <v17:Address>
    <v17:StreetLines>Shipper Address Line 1</v17:StreetLines>
    <v17:StreetLines>Shipper Address Line 2</v17:StreetLines>
    <v17:City>Memphis</v17:City>
    <v17:StateOrProvinceCode>TN</v17:StateOrProvinceCode>
    <v17:PostalCode>38117</v17:PostalCode>
```

```
        <v17:CountryCode>US</v17:CountryCode>
    </v17:Address>
</v17:Origin>
<v17:ShippingChargesPayment>
    <v17:PaymentType>SENDER</v17:PaymentType>
    <v17:Payor>
        <v17:ResponsibleParty>
            <v17:AccountNumber>XXXXXXXXXX</v17:AccountNumber>
            <v17:Contact>
                <v17:PersonName>JAN14 CL</v17:PersonName>
                <v17:CompanyName>SndrConnm</v17:CompanyName>
                <v17:PhoneNumber>9987878787</v17:PhoneNumber>
                <v17:EMailAddress/>
            </v17:Contact>
            <v17:Address>
                <v17:StreetLines>Shipper Address Line 1</v17:StreetLines>
                <v17:StreetLines>Shipper Address Line 2</v17:StreetLines>
                <v17:City>Memphis</v17:City>
                <v17:StateOrProvinceCode>TN</v17:StateOrProvinceCode>
                <v17:PostalCode>38117</v17:PostalCode>
                <v17:CountryCode>US</v17:CountryCode>
            </v17:Address>
        </v17:ResponsibleParty>
    </v17:Payor>
</v17:ShippingChargesPayment>
<v17:CustomsClearanceDetail>
    <v17:ImporterOfRecord>
        <v17:AccountNumber>XXXXXXXXXX</v17:AccountNumber>
        <v17:Contact>
            <v17:PersonName>JAN14 CL</v17:PersonName>
            <v17:CompanyName>SndrConnm</v17:CompanyName>
            <v17:PhoneNumber>9987878787</v17:PhoneNumber>
            <v17:EMailAddress/>
        </v17:Contact>
        <v17:Address>
            <v17:StreetLines>Shipper Address Line 1</v17:StreetLines>
            <v17:StreetLines>Shipper Address Line 2</v17:StreetLines>
            <v17:City>Memphis</v17:City>
            <v17:StateOrProvinceCode>TN</v17:StateOrProvinceCode>
            <v17:PostalCode>38117</v17:PostalCode>
            <v17:CountryCode>US</v17:CountryCode>
        </v17:Address>
```

```

</v17:ImporterOfRecord>
<v17:DutiesPayment>
  <v17:PaymentType>SENDER</v17:PaymentType>
  <v17:Payor>
    <v17:ResponsibleParty>
      <v17:AccountNumber>XXXXXXXXXX</v17:AccountNumber>
      <v17:Contact>
        <v17:PersonName>JAN14 CL</v17:PersonName>
        <v17:CompanyName>SndrConnm</v17:CompanyName>
        <v17:PhoneNumber>9987878787</v17:PhoneNumber>
        <v17:EMailAddress/>
      </v17:Contact>
    <v17:Address>
      <v17:StreetLines>Shipper Address Line 1</v17:StreetLines>
      <v17:StreetLines>Shipper Address Line 2</v17:StreetLines>
      <v17:City>Memphis</v17:City>
      <v17:StateOrProvinceCode>TN</v17:StateOrProvinceCode>
      <v17:PostalCode>38117</v17:PostalCode>
      <v17:CountryCode>US</v17:CountryCode>
    </v17:Address>
  </v17:ResponsibleParty>
</v17:Payor>
</v17:DutiesPayment>
<v17:DocumentContent>DOCUMENTS_ONLY</v17:DocumentContent>
<v17:CustomsValue>
  <v17:Currency>USD</v17:Currency>
  <v17:Amount>100</v17:Amount>
</v17:CustomsValue>
<v17:CommercialInvoice>
  <v17:Comments>Special Instructions</v17:Comments>
  <v17:PaymentTerms>string</v17:PaymentTerms>
  <v17:CustomerReferences>
    <v17:CustomerReferenceType>CUSTOMER_REFERENCE</v17:CustomerReferenceType>
      <v17:Value>TC#053</v17:Value>
    </v17:CustomerReferences>
  <v17:TermsOfSale>FOB</v17:TermsOfSale>
</v17:CommercialInvoice>
<v17:Commodities>
  <v17:Name>BOOKS</v17:Name>
  <v17:NumberOfPieces>1</v17:NumberOfPieces>
  <v17:Description>Books</v17:Description>

```

```

    <v17:CountryOfManufacture>US</v17:CountryOfManufacture>
    <v17:Weight>
      <v17:Units>LB</v17:Units>
      <v17:Value>30</v17:Value>
    </v17:Weight>
    <v17:Quantity>1</v17:Quantity>
    <v17:QuantityUnits>EA</v17:QuantityUnits>
    <v17:UnitPrice>
      <v17:Currency>USD</v17:Currency>
      <v17:Amount>10.00</v17:Amount>
    </v17:UnitPrice>
    <v17:CustomsValue>
      <v17:Currency>USD</v17:Currency>
      <v17:Amount>100</v17:Amount>
    </v17:CustomsValue>
  </v17:Commodities>
</v17:CustomsClearanceDetail>
<v17:LabelSpecification>
  <v17:LabelFormatType>COMMON2D</v17:LabelFormatType>
  <v17:ImageType>ZPLII</v17:ImageType>
  <v17:LabelStockType>STOCK_4X6.75_LEADING_DOC_TAB</v17:LabelStockType>
  <v17:CustomerSpecifiedDetail>
    <v17:DocTabContent>
      <v17:DocTabContentType>CUSTOM</v17:DocTabContentType>
      <v17:Zone001>
        <v17:DocTabZoneSpecifications>
          <v17:ZoneNumber>201</v17:ZoneNumber>
          <v17:Header>rapidum iaculata</v17:Header>
          <v17:DataField>premere et</v17:DataField>
          <v17:LiteralValue>insuper altos</v17:LiteralValue>
          <v17:Justification>LEFT</v17:Justification>
        </v17:DocTabZoneSpecifications>
      </v17:Zone001>
    </v17:DocTabContent>
    <v17:CustomContentPosition>BELOW</v17:CustomContentPosition>
    <v17:CustomContent>
      <v17:CoordinateUnits>PIXELS</v17:CoordinateUnits>
      <v17:GraphicEntries>
        <v17:Position>
          <v17:X>200</v17:X>
          <v17:Y>3</v17:Y>
        </v17:Position>
      </v17:GraphicEntries>
    </v17:CustomContent>
  </v17:CustomerSpecifiedDetail>
</v17:LabelSpecification>

```

```

    <v17:PrinterGraphicId>aeoliam venit</v17:PrinterGraphicId>
    <v17:FileGraphicFullName>altos imposuit
regemque</v17:FileGraphicFullName>
  </v17:GraphicEntries>
  <v17:BoxEntries>
    <v17:TopLeftCorner>
      <v17:X>200</v17:X>
      <v17:Y>3</v17:Y>
    </v17:TopLeftCorner>
    <v17:BottomRightCorner>
      <v17:X>200</v17:X>
      <v17:Y>3</v17:Y>
    </v17:BottomRightCorner>
  </v17:BoxEntries>
  <v17:TextBoxEntries>
    <v17:TopLeftCorner>
      <v17:X>200</v17:X>
      <v17:Y>3</v17:Y>
    </v17:TopLeftCorner>
    <v17:BottomRightCorner>
      <v17:X>200</v17:X>
      <v17:Y>3</v17:Y>
    </v17:BottomRightCorner>
    <v17:Position>
      <v17:X>200</v17:X>
      <v17:Y>3</v17:Y>
    </v17:Position>
    <v17:Format>profundum quippe</v17:Format>
    <v17:DataFields>premit ac vinclis</v17:DataFields>
    <v17:ThermalFontId>luctantis ventos</v17:ThermalFontId>
    <v17:FontName>luctantis ventos tempestatesque</v17:FontName>
    <v17:FontSize>201</v17:FontSize>
    <v17:Rotation>NONE</v17:Rotation>
  </v17:TextBoxEntries>
  <v17:BarcodeEntries>
    <v17:Position>
      <v17:X>200</v17:X>
      <v17:Y>3</v17:Y>
    </v17:Position>
    <v17:Format>altos imposuit</v17:Format>
    <v17:DataFields>sonoras imperio premit</v17:DataFields>
    <v17:BarHeight>3</v17:BarHeight>

```

```
        <v17:ThinBarWidth>3</v17:ThinBarWidth>
        <v17:BarcodeSymbology>CODE128C</v17:BarcodeSymbology>
    </v17:BarcodeEntries>
</v17:CustomContent>
</v17:CustomerSpecifiedDetail>
</v17:LabelSpecification>
<v17:RateRequestTypes>LIST</v17:RateRequestTypes>
<v17:PackageCount>1</v17:PackageCount>
<v17:RequestedPackageLineItems>
    <v17:SequenceNumber>1</v17:SequenceNumber>
    <v17:InsuredValue>
        <v17:Currency>USD</v17:Currency>
        <v17:Amount>100</v17:Amount>
    </v17:InsuredValue>
    <v17:Weight>
        <v17:Units>LB</v17:Units>
        <v17:Value>30</v17:Value>
    </v17:Weight>
    <v17:Dimensions>
        <v17:Length>20</v17:Length>
        <v17:Width>15</v17:Width>
        <v17:Height>20</v17:Height>
        <v17:Units>IN</v17:Units>
    </v17:Dimensions>
    <v17:CustomerReferences>

<v17:CustomerReferenceType>CUSTOMER_REFERENCE</v17:CustomerReferenceType>
        <v17:Value>TC#053</v17:Value>
    </v17:CustomerReferences>
</v17:RequestedPackageLineItems>
</v17:RequestedShipment>
</v17:ProcessShipmentRequest>
</soapenv:Body>
</soapenv:Envelope>
```

6.5 Portable Network Graphic (PNG) Label

Web Services provides PNG (Portable Network Graphic) images for FedEx Express, FedEx Ground and FedEx International Express Freight[®] labels. The PNG label graphic is a replica of the thermal or plain paper labels supported by Web Services. This label option allows you to place the PNG label graphic on your label stock to prevent the need for creating a custom label.

The following requirements apply when using the 4" x 6" PNG graphic embedded in your shipping document:

6.5.1 Label Stock

4" x 6" PNG labels should only be used with peel-and-stick label stock. The FedEx Ground and FedEx Express label certification teams will reject 4" x 6" PNG labels that are not on peel-and-stick label stock, including any labels printed on plain paper.

6.5.2 Printer

Laser printers are recommended for printing labels. Ink jet printers should not be used because of their inconsistency in creating scannable barcodes. Due to the inconsistent print quality, the label certification teams reject most labels that are created with ink jet printers. The 4" x 6" PNG label cannot be printed using a color printer unless the color definition is set to black, even if the printer only has a black cartridge installed. This setting is necessary to achieve the correct barcode definition for scanning at the FedEx hubs.

6.5.3 Scaling

The image returned in your shipping transaction is 200 dots per inch (DPI) and measures 4" (W) x 6" (H) or 800 x 1200 pixels. This label has a vertical orientation and is designed to print in a 4" x 6" label area. When printed, the label should measure 4" x 6".

When you generate a PNG label image in Web Services, the image is produced in 200 DPI, which is the minimum barcode DPI. When you view the image on your screen, most applications degrade the DPI to your screen resolution. Typically, this is 96 DPI, which is far less than the minimum barcode DPI required.

To produce the label and barcodes in the required DPI, you must scale (or resize) the image before printing. How you scale the image depends on the application you are using to view and print the label. To scale the PNG image for a 4" x 6" label in inches: use 4" width and 6" length exactly.

To scale the PNG image for a 4" x 6" label in pixels:

- If your screen resolution is 96 DPI:
 - Width = 384 pixels ($96 \div 200 \times 800 = 384$)
 - Height = 576 pixels ($96 \div 200 \times 1200 = 576$)
- If your screen resolution is 72 DPI:
 - Width = 288 pixels ($72 \div 200 \times 800 = 288$)
 - Height = 432 pixels ($72 \div 200 \times 1200 = 432$)
- If your screen resolution is not 96 or 72 DPI
 - Width = Your screen DPI \div 200 \times 800
 - Height = Your screen DPI \div 200 \times 1200

6.6 Label Review Checklist

Use these lists to check for problems before you submit each set of labels.

6.6.1 All Barcodes

Required for validation:

- Quiet Zone: Must always have at least 0.1" white space both above and below barcode.
- Quiet Zone: Must always have at least 0.2" white space both left and right of barcode.
- Validate that all barcodes meet minimum height requirements.

6.6.2 Print Quality

Common problems that cause labels to be rejected:

- Split Bars
- Faded Print/White Voids
- Repeating White Voids (roller problem)
- Smudging (thermal transfer)
- Flaking (laser) indicates Toner Fusion Problem
- Wrinkled in the Print (thermal transfer)
- Print Contrast for direct thermal labels must be at least 90%

6.6.3 Human Readable for FedEx Ground Labels

For the Human Readable for Fedex Ground Labels, the following are required for validation:

- Data matches barcode
- FedEx Ground logo: Logos are available for download from the FedEx Identity website brand.fedex.com.
- FedEx Home Delivery logo: labels must have a large "H" in a box within 1" of the ship to address. The "H" must be at least .25" x .70".
- Service Description
- Sender Information
- Recipient Information
- Postal code and routing
- Ship date
- Actual Weight
- Customer Automation Device information (meter, application/system, version)
- Dimensions
- Miscellaneous reference information
- Tracking number and Form ID (Tracking number must be 14 digits)

- Airport Ramp ID
- Postal code

See [Appendix U: FedEx Ground Plain Paper Labels](#) and [Appendix V: FedEx Ground Thermal Label Samples](#) sections of Web Services Developer Guide for more information.

6.6.4 Human Readable for Express Labels

The following elements must be printed on the label to pass certification:

- FedEx Express logo: Logos are available for download from the FedEx Identity Website brand.fedex.com.
- Service Description
- Package type, if International
- Delivery day of the week (example: MON for Monday)
- Deliver by date
- Meter number
- Ship date
- Format of piece count, Master label verbiage, CRN label verbiage on all MPS
- Airport Ramp ID
- Postal code and routing
- URSA routing prefix and suffix
- Handling codes
- Service area commitment
- Recipient and shipper's phone numbers
- Weight
- Dims, if applicable (Dims are always required for Express Freight)
- Reference field if an alcohol shipment
- Tracking number and Form ID (Tracking number must be 14 digits)
- In the ASTRA label, the 12 digit tracking number is located in positions 17 through 28 of the 32-character barcode. In the new FDX 1D barcode, the tracking number occupies positions 21 through 34. The FedEx Express tracking number will continue to be 12 digits. Zeros will occupy the leading two positions.

7 Dangerous Goods and HazMat

The section describes how the dangerous and hazardous goods are handled using FedEx Express and Ground Services with US.

7.1 Dangerous Goods (FedEx Express)

Shipments with dangerous goods must be tendered to FedEx Express® in accordance with current International Air Transport Association (IATA) regulations for air transport and the FedEx Express Terms and Conditions. FedEx provides the option to upload your Dangerous Goods or Hazardous Materials information to FedEx before processing DG or Hazmat shipments. See [Section 8, Dangerous Goods Data Service](#), for details.

There are two types of dangerous goods:

1. Accessible dangerous goods that may be shipped using:
 - FedEx Priority Overnight®
 - FedEx 1Day® Freight
 - FedEx International Priority®
 - FedEx International Priority® Freight
 - FedEx International Economy®
 - FedEx International Economy® Freight
2. Inaccessible dangerous goods that may be shipped using:
 - FedEx Priority Overnight
 - FedEx Standard Overnight®
 - FedEx 2Day®
 - FedEx 2Day® A.M.
 - FedEx Express Saver®
 - FedEx 1Day Freight
 - FedEx 2Day® Freight
 - FedEx 3Day® Freight
 - FedEx First Overnight® Freight
 - FedEx International Priority
 - FedEx International Priority Freight

To locate FedEx services that allow dangerous goods shipping for your origin/destination pair, use the Service Availability Service.

Note: Dangerous goods shipping through FedEx Web Services is available for U.S. and C.A. origin shipments. HazMat shipping through FedEx Web Services is only available for U.S. origin shipments.

It is the shipper's responsibility to identify, classify, package, mark, label, and complete documentation for dangerous goods according to all national and international governmental regulations. In addition, FedEx can only accept the Shipper's Declaration for Dangerous Goods in typed or computer-generated formats, not hand-written. The shipper must provide three copies of the completed Shipper's Declaration for Dangerous Goods, 1421C, for each shipment. The term "Dangerous Goods" applies to FedEx Express shipments only.

For more information about dangerous goods, call **1.800.GoFedEx 1.800.463.3339** and press 81 to reach the Dangerous Goods/Hazardous Materials Hotline. Purchase and download the latest IATA tables from <https://fedex.registration.meetingevolution.net/index.php/dg-publications-for-sale.html>

Note: For FedEx Ground® services, these types of shipments are referred to as hazardous materials (HazMat) shipments.

7.1.1 Dangerous Goods Service Details

The following shipping rules apply to dangerous-goods shipments:

- Dangerous goods cannot be shipped in FedEx Express packaging, with the exception of biological substances.
- Many FedEx drop-off locations cannot accept dangerous goods. Use the Locations Service WSDL to determine locations that accept dangerous goods.
- There are limitations for dangerous-goods shipments to Alaska, Hawaii, and many international destinations. Use the RateService WSDL to determine if your destination allows dangerous-goods handling.
- The federal government requires every shipper to have job-specific dangerous-goods training before tendering a dangerous-goods shipment to any air carrier. FedEx sponsors a number of seminars for which you can register online.
- FedEx packaging cannot be used for dangerous-goods shipments. Proper package marking and required documentation must be included before the FedEx courier will accept dangerous-goods shipments.
- OP-900LL and OP-900LG forms are returned in the shipment reply. See the [Shipping Document Service](#) for more information.

For more detailed information about the services offered by FedEx, see the electronic [FedEx Service Guide](#).

7.1.2 Dangerous Goods Shipping Regulations

Technical Name and Proper Shipping Name (PSN) Regulations:

- When you enter a technical name for a UN ID that does not require a technical name and you have not duplicated or reproduced a PSN, a warning is displayed advising you that a technical name is not needed. This is just a warning and will not stop the shipment.
- When you enter the PSN in the Technical Name Field (when the Technical Name is/is not required), a hard error will be displayed and the shipment will be stopped.

PSN Qualifying Words: The following qualifying words can be added to the PSNs: solution , mixture, molten, and stabilized. This is printed at the end of the PSN on the Express DG Shippers Declaration.

Globalization of Dangerous Goods Phone numbers: DG phone numbers—'Emergency Response Telephone Number' and 'Infectious Substance Responsible Party'—are modified for all Express Shipments regardless of the Origin/Destination pair of the shipment.

Note: For error messages, see [Net Explosive Mass Error Information](#)

7.1.3 Class 1 Net Explosive Mass

For certain Class 1 Dangerous Goods commodities (explosives), additional information is captured and printed on the Shipper's Declaration for Dangerous Goods Form. For Web Services this is the PDF formatted LZR DG DEC form (1421c).

The additional information is related to the net explosive mass. The following are the three new fields added to capture this additional information.

- Net Explosive Mass Abbreviation (NEM, NEC, NEQ, NEW)
- Net Explosive Mass Unit of Measure (g, kg)
- Net Explosive Mass Amount

Table 55. Net Explosive Mass Error Information

Error Code	Error Message	Error Condition
149	For commodity {COMMODITY_INDEX} within container {CONTAINER_INDEX} within package {PACKAGE_INDEX} the NetExplosiveDetail type, amount and units are required.	A DG commodity is Class 1 and the NetExplosiveDetail is not provided in the request.
150	The hazard class is not valid with the NetExplosiveDetail information for commodity {COMMODITY_INDEX} within Container {CONTAINER_INDEX} within package {PACKAGE_INDEX}.	The DG commodity is not Class 1 and NEM details are provided.
151	The NetExplosiveDetail amount must be greater than zero for commodity {COMMODITY_INDEX} within container {CONTAINER_INDEX} within package {PACKAGE_INDEX}.	The DG commodity in a container has a hazardClass of 1 and the net explosive amount is zero.
152	For commodity {COMMODITY_INDEX} within container {CONTAINER_INDEX} within package {PACKAGE_INDEX} the Net Explosive amount must be less than or equal to the associated quantity amount.	The DG commodity in a container has a hazardClass of 1 and The NEM amount provided is equal to or greater than the DG commodity amount.
153	NetExplosiveDetail units must be g or kg for commodity {COMMODITY_INDEX} within container {CONTAINER_INDEX} within package {PACKAGE_INDEX}.	The DG commodity has a hazardClass of 1.x and the NEM unit of measure is not provided in g or kg.
154	NetExplosiveDetail type is invalid for commodity {COMMODITY_INDEX} within container {CONTAINER_INDEX}	The DG commodity is Class 1 and netExplosiveDetail. Type is not a valid value (NET_EXPLOSIVE_CONTENT", "NET_EXPLOSIVE_MASS",

Error Code	Error Message	Error Condition
	within package {PACKAGE_INDEX}.	"NET_EXPLOSIVE_QUANTITY", "NET_EXPLOSIVE_WEIGHT").
155	Quantity units must be provided in g or kg for commodity {COMMODITY_INDEX} within container {CONTAINER_INDEX} within package {PACKAGE_INDEX}.	The DG commodity is Class 1 and HazardousCommoditiesQuantityDetail.units received in the request are not in g or kg and NetExplosiveDetail is present.
156	The hazard class derived from regulation data is not valid with Net Explosive Detail for commodity {COMMODITY_INDEX} within container {CONTAINER_INDEX} within package {PACKAGE_INDEX}.	The class provided in the request does not match the class in the IATA file for a UNID. For example, if the class that is passed in is 1.x but the class in the IATA file is different from 1.x and Net Explosive detail is present.

7.1.4 Dangerous Goods Coding Details

The following Ship Service WSDL elements are available for dangerous goods:

Table 56. Dangerous Goods Coding Details Elements

Element	Requirements
RequestedPackageLineItems/ SpecialServicesRequested/SpecialServiceTypes	Specify DANGEROUS_GOODS.
/DangerousGoodsDetail	The descriptive data required for a FedEx shipment containing dangerous goods (hazardous materials).
/DangerousGoodsDetail/Regulation	Identifies the source of regulation for hazardous commodity data. Valid values: <ul style="list-style-type: none"> • ADR • DOT • IATA • ORMD
/DangerousGoodsDetail/Accessibility	Identifies whether or not the products being shipped accessible or inaccessible during delivery. Valid values are: <ul style="list-style-type: none"> • ACCESSIBLE • INACCESSIBLE

Element	Requirements
/DangerousGoodsDetail/Cargo AircraftOnly	Optional. Shipment is packaged and documented for movement on cargo aircraft only.
/DangerousGoodsDetail/Options	<p>Indicates which kinds of hazardous content are in the current package. Valid values are:</p> <ul style="list-style-type: none"> • HAZARDOUS_MATERIALS: Package contains hazardous materials requiring complete documentation, using HazardousCommodityDescription data. Batteries with 5 grams or more of lithium should also be labeled HAZMAT. See Hazardous Materials (FedEx Ground U.S.) for more information. • LIMITED_QUANTITIES_COMMODITES: • BATTERY: Package contains batteries with nonhazardous quantities of lithium. Nonhazardous batteries contain less than 5 grams of lithium. HazMat batteries contain 5 grams or more of lithium and will be treated as hazardous materials. • ORM_D/Limited Quantity: Package contains other regulated materials for U.S. shipping. • SMALL_QUANTITY_EXCEPTION: Package contains hazardous content in excepted quantities. • REPORTABLE_QUANTITIES: Package contains hazardous materials in an amount that needs to be reported.
/DangerousGoodsDetail/Packing Option	<p>Indicates whether there is additional customer provided packaging enclosing the approved dangerous goods containers. Valid value is: OVERPACK</p>
/DangerousGoodsDetail/ReferenceID	Identifies the configuration of this dangerous goods package. The common configuration is represented at the shipment level.
/DangerousGoodsDetail/Containers	Indicates one or more containers used to pack dangerous goods commodities.
Containers/PackingType	<p>Indicates whether there are additional inner receptacles within this container. Valid value is:</p> <ul style="list-style-type: none"> • ALL_PACKED_IN_ONE

Element	Requirements
Containers/ContainerType	Indicates the type of this dangerous goods container, as specified by the IATA packing instructions. For example, steel cylinder, fiberboard box, plastic jerrican and steel drum.
Containers/RadioactiveContainer Class	Indicates the packaging type of the container used to package the radioactive materials. Valid values are: <ul style="list-style-type: none"> • EXCEPTED_PACKAGE • INDUSTRIAL_IP1 • INDUSTRIAL_IP2 • INDUSTRIAL_IP3 • TYPE_A • TYPE_B_M • TYPE_B_U • TYPE_C
Containers/NumberOfContainers	Indicates the number of occurrences of this container with identical dangerous goods configuration.
Containers/HazardousCommodities	Documents the kinds and quantities of all hazardous commodities in the current container.
Containers/HazardousCommodities HazardousCommodityContent/Description	Identifies and describes an individual hazardous commodity.
/Description/Id	Regulatory identifier for a commodity (e.g. "UN ID" value).
/Description/SequenceNumber	In conjunction with the regulatory identifier, this field uniquely identifies a specific hazardous materials commodity.
/Description/PackingGroup	Identifies IATA packing group for a hazardous commodity.
/Description/PackingDetails	Specify documentation and limits for validation of an individual packing group/category.
/Description/ReportableQuantity	The quantity of the hazardous material which, when shipped, requires release notification to the U.S. Nuclear Regulatory Commission (NRC).
/Description/ProperShippingName	Hazardous material proper shipping name. Up to three description lines of 50 characters each are allowed for a HazMat shipment.
/Description/TechnicalName	Hazardous material technical name.

Element	Requirements
/Description/Percentage	Specify the percentage for the hazardous commodity.
/Description/HazardClass	IATA hazardous material class or division.
/Description/SubsidiaryClasses	Hazardous material subsidiary classes.
/Description/LabelText	IATA diamond hazard label type. Can also include limited quantity or exemption number.
/Description/ProcessingOptions	Indicates any special processing options to be applied to the description of the dangerous goods commodity.
/Description/Authorization	Information related to quantity limitations and operator or state variations as may be applicable to the dangerous goods commodity.
Containers/HazardousCommodities HazardousCommodityContent/Quantity	Specify the amount of the commodity in alternate units.
Containers/HazardousCommodities HazardousCommodityContent/InnerReceptacles	This describes the inner receptacle details for a hazardous commodity within the dangerous goods container.
Containers/HazardousCommodities HazardousCommodityContent/Options	Customer-provided specifications for handling individual commodities.
Containers/HazardousCommodities HazardousCommodityContent/RadionuclideDetail	Specify the details of any radioactive materials within the commodity.
/DangerousGoodsDetail/Packaging	Describes the commodity packaging as used on OP-900 and OP-950 forms for FedEx Ground shipping of hazardous materials. See Hazardous Materials FedEx Ground U.S. for more information.
/DangerousGoodsDetail/Signatory	Specify the name, title and place of the signatory responsible for the dangerous goods shipment. Valid values are: <ul style="list-style-type: none"> • ContactName • Title • Place
/DangerousGoodsDetail/ EmergencyContactNumber	Telephone number to use for contact in the event of an emergency.
/DangerousGoodsDetail/Offeror	Offeror's name or contract number per DOT regulation.
/DangerousGoodsDetail /InfectiousSubstanceResponsibleContact	Specify the contact of the party responsible for handling the infectious substances, if any, in the dangerous goods shipment.

Element	Requirements
/DangerousGoodsDetail/AdditionalHandling	Specify additional handling information for the current package.
/DangerousGoodsDetail/RadioactivityDetail	Specify the radioactivity detail for the current package, if the package contains radioactive materials. Valid values: <ul style="list-style-type: none"> • TransportIndex • SurfaceReading • CriticalitySafetyIndex • Dimensions

Note: For details about creating a Shipper's Declaration for Dangerous Goods form, see the Shipping Document Service section.

7.2 Hazardous Materials (FedEx Ground U.S.)

FedEx Web Services supports FedEx Ground® hazardous materials (HazMat) shipping under 49CFR — FedEx Ground regulations. FedEx provides the option to upload your Dangerous Goods or Hazardous Materials information to FedEx before processing DG or Hazmat shipments. See [Section 8, Dangerous Goods Data Service](#), for details.

*Note: For FedEx Express® services, these types of shipments are referred to as **Dangerous Goods**.*

7.2.1 Hazardous Materials Service Details

The following service details apply to hazardous materials shipments:

- Ship, rate, and track services are available for Dangerous Goods shipments for HazMat, ORM-D/Limited Quantity, Dry Ice, Small Quantity Exception and HazMat/NonHazMat Battery.
- FedEx Ground provides reliable delivery of hazardous materials in all U.S. states except Alaska and Hawaii.
- FedEx Ground HazMat weight is limited to 70 lbs.
- If you have not shipped hazardous materials with FedEx Ground before, contact your FedEx account executive first. FedEx needs to confirm that you have met government training requirements and can generate the documentation your shipments need.
- Additional information regarding hazardous materials shipping is provided at <http://www.fedex.com/us/services/options> under the Hazardous Materials link.
- OP-900LL and OP-900LG forms are returned in the shipment reply. See the [Shipping Document Service](#) for more information.
- OP-950, the Shipper's Hazardous Materials Certification report, prints after a successful FedEx Ground close. See the [Shipping Document Service](#) for more information.
- HazMat shipments must be a single package. If you create a multiple-package HazMat shipment, only one commodity prints on the OP-950.

For more detailed information about the services offered by FedEx, see the electronic [FedEx Service Guide](#).

7.2.2 Hazardous Materials Coding Details

In addition to the basic elements required for a FedEx Ground ship request using the ShipService WSDL, the following elements are required to create a HazMat ship request:

Table 57. Hazardous Materials Elements

Element	Description
SpecialServicesRequested/ DangerousGoodsDetail/Options	Set to HAZARDOUS_MATERIALS.
SpecialServicesRequested /DangerousGoodsDetail/Containers/H azardousCommodities	Describes the kinds and quantities of all hazardous commodities in the package, including customer-specified options for handling and regulatory identifiers.
HazardousCommodities/ Description	Identifies and describes an individual hazardous commodity.
Description/Id	Hazardous material regulatory commodity identifier referred to as Department of Transportation (DOT) location ID number (UN or NA).
Description/SequenceNumber	In conjunction with the regulatory identifier, this field uniquely identifies a specific hazardous materials commodity.
/Description/PackingGroup	Hazardous material packaging group. Valid values: <ul style="list-style-type: none"> • DEFAULT • I • II • III
Description/PackingDetails	Specify documentation and limits for validation of an individual packing group/category.
Description/PackingDetails /PackingInstructions	Coded specification for how commodity is to be packed.
Description/ReportableQuantity	Specify the reportable quantity for the hazardous commodity
Description/ProperShippingName	Hazardous material proper shipping name. Up to three description lines of 50 characters each are allowed for a HazMat shipment. These description elements are formatted on the OP950 form in 25-character columns (up to 6 printed lines).
Description/TechnicalName	Technical name for Hazardous material.
Description/Percentage	Specify the percentage for the hazardous commodity
Description/HazardClass	DOT hazardous material class or division.

Element	Description
Description/SubsidiaryClasses	Hazardous material subsidiary classes.
Description/LabelText	DOT diamond hazard label type. Can also include limited quantity or exemption number.
Description/ProcessingOptions	Specify any special processing to be applied to the dangerous goods commodity description validation. Valid value is: INCLUDE_SPECIAL_PROVISIONS
Description/Authorization	Information related to quantity limitations and operator or state variations as may be applicable to the dangerous goods commodity.
HazardousCommodities/Quantity	Specify the amount of the commodity in alternate units.
Quantity/Amount	Number of units of the type specified in "Units."
Quantity/Units	Units by which the hazardous commodity is measured. For IATA commodity, the units values are restricted based on regulation type.
Quantity/QuantityType	Specify which measure of quantity is to be validated.
HazardousCommodities/InnerReceptacles	Describes the inner receptacle details for a hazardous commodity within the dangerous goods container.
InnerReceptacles/Quantity	Specify the quantity contained in the inner receptacle.
HazardousCommodities/Options	Customer-provided specifications for handling individual commodities.
Options/LabelTextOption	Specify how the customer wishes the label text to be handled for this commodity in this package.
Options/CustomerSuppliedLabelText	Text used in labeling the commodity under control of the LabelTextOption field.
HazardousCommodities/RadionuclideDetail	Specify the details of any radio active materials within the commodity.
RadionuclideDetail/Radionuclide	An atom with an unstable nucleus.
RadionuclideDetail/Activity	The number of radioactive decays per second.
Activity/Value	The data content of this instance.
Activity/UnitOfMeasure	Valid values are: <ul style="list-style-type: none"> • BQ • GBQ • KBQ • MBQ • PBQ • TBQ

Element	Description
RadionuclideDetail/ ExceptedPackagingIsReportableQuantity	Indicates whether packaging type EXCEPTED or EXCEPTED_PACKAGE is for radioactive material in reportable quantity.
RadionuclideDetail/PhysicalForm	Valid values: <ul style="list-style-type: none"> • GAS • LIQUID • SOLID • SPECIAL
RadionuclideDetail/ChemicalForm	—
SpecialServicesRequested/ DangerousGoodsDetail/ EmergencyContactNumber	Telephone number to use for contact in the event of an emergency.
SpecialServicesRequested /DangerousGoodsDetail/Offendor	Shipper name (offeror) or contact number. Required on all shipping papers, including OP-900LL, OP-900LG forms, and Hazardous Materials Certification per DOT regulation.

Note: Hazardous material must be specified at the package level, not at the shipment level. For more information regarding DOT requirements for hazardous material elements, go to <http://www.fedex.com/us/services/options/hazmat/>.

7.2.3 Hazardous Materials Reply Elements

Table 58. Hazardous Materials Reply Elements

Element	Description
CompletedPackageDetail/HazardousPackageDetail	Documents the kinds and quantities of all hazardous commodities in the current package, using updated hazardous commodity description data.
HazardousPackageDetail/ReferenceID	A unique reference ID that matches the package to a package configuration. This is populated if the client provided a package configuration for several packages that have the exact same dangerous goods content.
HazardousPackageDetail/Accessibility	
HazardousPackageDetail/CargoAircraftOnly	When true indicates that the package can be transported only on a cargo aircraft.
HazardousPackageDetail/RadioactiveTransportIndex	Specify the maximum radiation level from the package (measured in microSieverts per hour at a distance of one meter from the external surface of the package, divided by 10).
HazardousPackageDetail/LabelType	Specify the label that is to be put on a package containing radioactive material. The label type is determined in

Element	Description
	<p>accordance with the Transportation of Dangerous Goods Act and indicates the type of radioactive material being handled as well as the relative risk.</p> <p>Valid values:</p> <ul style="list-style-type: none"> • III_YELLOW • II_YELLOW • I_WHITE
HazardousPackageDetail/Containers	Documents the kinds and quantities of all hazardous commodities in the current package.
Containers/QValue	Indicates that the quantity of the dangerous goods packaged is permissible for shipping. This is used to ensure that the dangerous goods commodities do not exceed the net quantity per package restrictions.
Containers ValidatedHazardousContainer/ HazardousCommodities	Documents the kinds and quantities of all hazardous commodities in the current package.

7.3 Dry Ice Shipments

FedEx Web Services can be used to ship packages containing dry ice, as long as the specifics for the dry ice shipment are included in the shipping transaction. Dry ice is considered a **Dangerous Goods** material. For more information about dry ice, call **1.800.GoFedEx 1.800.463.3339** and press **81** to reach the FedEx Dangerous Goods / Hazardous Materials Hotline.

7.3.1 Dry Ice Service Details

The following shipping rules apply to dry ice shipments:

- Dry ice shipping through FedEx Web Services is allowed for FedEx Express® U.S. shipments, FedEx International Economy® U.S. shipments, FedEx International Economy® Freight U.S. shipments, FedEx Ground® U.S. shipments and Canada origin FedEx Express international shipments.
- Dry ice weight must be submitted in kilograms.
- The weight entered for dry ice must be less than the total weight of the shipment.
- FedEx Ground is used to ship dry ice weighing 70 lbs. or more.
- Dry ice is considered **Dangerous Goods** material and requires **Dangerous Goods** elements for shipping.

For more detailed information about the services offered by FedEx, see the electronic **FedEx Service Guide**.

7.3.2 Dry Ice Coding Details

The following ShipService WSDL elements are required for dry ice:

Table 59. Dry Ice ShipService WSDL Elements

Element	Description
RequestedPackages/SpecialServicesRequested/SpecialServiceTypes	Identifies the special service type at the package level. For dry ice packages, the valid value is: DRY_ICE
RequestedShipment/SpecialServicesRequested/SpecialServiceTypes	Identifies the special service type at the shipment level. For dry ice packages, the valid value is: DRY_ICE
RequestedPackages/SpecialServicesRequested/DryIceWeight	Descriptive data required for a FedEx shipment containing dry ice. Descriptive data includes Weight and Units in KGs. This element is required when SpecialServiceType DRY_ICE is present in the SpecialServiceTypes collection at the package level.
RequestedShipment/SpecialServicesRequested/ShipmentDryIceDetail/PackageCount	Number of packages in this shipment which contain dry ice.
RequestedShipment/SpecialServicesRequested/ShipmentDryIceDetail/TotalWeight	Descriptive data or total weight of the dry ice for this shipment. Descriptive data includes Units, in KGs, and Value.
RequestedShipment/SpecialServicesRequested/ShipmentDryIceDetail/ProcessingOptions	SHIPMENT_LEVEL_DRY_ICE_ONLY This option Specify that dry ice information is only applicable at the shipment level. Package level dry ice information would not apply.

8 Dangerous Good Data Service

Dangerous Goods Data Service (DGDS) is a FedEx system created to receive Dangerous Goods declaration or Hazmat shipping paper data from shippers and publish to FedEx operational systems. After receiving the uploaded DG data, the service returns a FedEx tracking number if the data is accepted or returns an error if data is incomplete or does not comply with regulations, FedEx operator variations, or FedEx customer account authorizations.

DGDS maintains the uploaded dangerous goods shipment details and establishes a link between the uploaded data and the actual shipment (label creation). This link is established using:

- **FedEx tracking number**, which is returned in the DGDS reply transactions and the same is used in the subsequent shipment request.
- **Upload ID**, which is an identifier of the uploaded dangerous goods data, and can be used for subsequent retrieval or modification transactions.

8.1 Dangerous Goods Shipments (FedEx Express)

Shipments with dangerous goods must be tendered to FedEx Express® in accordance with current International Air Transport Association (IATA) regulations for air transport and the FedEx Express Terms and Conditions. There are two types of dangerous goods.

1. Accessible dangerous goods - Certain dangerous goods must be accessible during transit. You can ship these accessible dangerous goods using FedEx First Overnight, FedEx Priority Overnight, FedEx First Overnight Freight, FedEx 1Day Freight, FedEx International First (U.S. inbound), FedEx International Priority, FedEx International Economy (except to Puerto Rico), FedEx International Priority Freight, FedEx International Economy Freight (except to Puerto Rico), FedEx International Premium and FedEx International Express Freight® services.
2. Inaccessible dangerous goods - are dangerous goods that can be shipped via FedEx First Overnight Freight, FedEx 1Day Freight, FedEx 2Day Freight and FedEx 3Day Freight to and from primary and extended service areas. It is the shipper's responsibility to identify, classify, package, mark, label, and complete documentation for dangerous goods according to all national and international governmental regulations.
3. In addition, FedEx can only accept the Shipper's Declaration for Dangerous Goods in typed or computer-generated formats, not hand-written. The shipper must provide three copies of the completed Shipper's Declaration for Dangerous Goods, 1421C, for each shipment. The term "Dangerous Goods" applies to FedEx Express shipments only.

For more information see [Shipping Dangerous Goods via FedEx Express](#) or you may call **1.800.GoFedEx 1.800.463.3339** and press **81** to reach the Dangerous Goods/Hazardous Materials Hotline.

Note: For FedEx Ground® services, these types of shipments are referred to as hazardous materials (HazMat) shipments.

8.2 Hazardous Materials (FedEx Ground U.S.)

FedEx Web Services supports FedEx Ground® hazardous materials (HazMat) shipping under 49CFR — FedEx Ground regulations. FedEx provides the option to upload your Dangerous Goods or Hazardous Materials information to FedEx before processing DG or Hazmat shipments

Note: For FedEx Ground® services, these types of shipments are referred to as hazardous materials (HazMat) shipments.

8.2.1 Hazardous Materials Service Details

The following service details apply to hazardous materials shipments:

- Ship, rate, and track services are available for Dangerous Goods shipments for HazMat, ORM-D/Limited Quantity, Dry Ice, Small Quantity Exception and HazMat/NonHazMat Battery.
- FedEx Ground provides reliable delivery of hazardous materials in all U.S. states except Alaska and Hawaii.
- FedEx Ground HazMat weight is limited to 70 lbs.
- If you have not shipped hazardous materials with FedEx Ground before, contact your FedEx account executive first. FedEx needs to confirm that you have met government training requirements and can generate the documentation your shipments need.
- Additional information regarding hazardous materials shipping is provided at <http://www.fedex.com/us/services/options> under the Hazardous Materials link.
- OP-900LL and OP-900LG forms are returned in the shipment reply. See the [Shipping Document Service](#) for more information.
- OP-950, the Shipper's Hazardous Materials Certification report, prints after a successful FedEx Ground close. See the Shipping Document Service for more information.
- HazMat shipments must be a single package. If you create a multiple-package HazMat shipment, only one commodity prints on the OP-950.

For more detailed information about the services offered by FedEx, see the electronic [FedEx Service Guide](#).

For more information see Shipping Dangerous Goods via FedEx Express at fedex.com/dangerousgoods, you may call **1.800.GoFedEx 1.800.463.3339** and press **81** to reach the Dangerous Goods/Hazardous Materials Hotline.

8.3 Dangerous Goods Data Service Coding Basics

Dangerous Goods Data Service (DGDS) offers new methods for the dangerous goods data upload and to establish a link between the uploaded data and the actual shipment (label creation).

8.3.1 Dangerous Goods List Detail (DGLD) Service

The DGLD service method allows the shipping clients to obtain a list of Dangerous Goods from DGDS service. It retrieves all of the undeleted shipment and handling unit data that belongs to the Upload ID of the requested tracking number.

Table 60. List Dangerous Goods Request Elements

Elements	Description
ClientDetail	The Client details include descriptive data for the client submitting a transaction.
TransactionDetail	Specify the Customer Transaction ID that is sent to the request.

Elements	Description
VersionId	Specify the version number of the service you are using. This number is updated each time a new version of the service is implemented.
Origin	Specify the postal code and country code of the shipment from where it originates.
Destination	The destination field specifies the postal code and country code of the shipment destination.
CarrierCode	The carrier code is the unique code that identifies the transportation used for the package's delivery.
ServiceType	Service Type field identifies the type of service that is used to ship the package. See <i>ServiceType</i> for valid values.
ShipDate	This is the date on which the package will be shipped. The date format must be YYYY-MM-DD.
TrackingNumber	This field identifies a specific instance of an uploaded dangerous goods handling unit.

Table 61. ListDangerousGoodsReply Elements

Elements	Description
HighestSeverity	The field includes the descriptive data detailing the status of a submitted transaction. Valid values are: <ul style="list-style-type: none"> SUCCESS — Your transaction succeeded with no other applicable information. NOTE — Additional information that may be of interest to you about your transaction. WARNING — Additional information that you need to know about your transaction that you may need to take action on. ERROR — Information about an error that occurred while processing your transaction. FAILURE — FedEx was unable to process your transaction.
Notifications	The field provides descriptive data regarding the result of the submitted transaction. It includes the severity of the notification, which indicates success or failure or some other information about the request.
TransactionDetail	Specify the Customer Transaction ID that is sent to the request.
Version	Specify the version number of the service you are using. This number is updated each time a new version of the service is implemented.
Regulation	Specify the source of regulation for hazardous commodity data. Valid values are:

Elements	Description
	<ul style="list-style-type: none"> • ADR • DOT • IATA • ORMD
accessibility	Specify whether or not the products being shipped is accessible or inaccessible during delivery. Valid values are: <ul style="list-style-type: none"> • ACCESSIBLE • INACCESSIBLE
options	Specify which kind of hazardous content is being reported. Valid values are: <ul style="list-style-type: none"> • BATTERY • HAZARDOUS_MATERIALS • LIMITED_QUANTITIES_COMMODITIES • ORM_D • REPORTABLE_QUANTITIES • SMALL_QUANTITY_EXCEPTION
Details	Specify detailed commodity information related to the regulations.

8.3.2 Validate Dangerous Goods Data

The Validate method provides validation of dangerous goods data orchestrated by DGDS service.

8.3.2.1 Validate Dangerous Goods Request Elements

Table 62. Validate Dangerous Goods Request Elements

Elements	Description
ClientDetail	The Client details include descriptive data for the client submitting a transaction.
TransactionDetail	Specify the Customer Transaction ID that is sent to the request.
VersionId	Specify the version number of the service you are using. This number is updated each time a new version of the service is implemented.
ShipmentDetail \Attributes	Valid value: MANUAL_SHIPPING_LABEL
ShipmentDetail \Origin	The origin field specifies the postal code and country code of the shipment from where it originates.
ShipmentDetail \Destination	The destination field specifies the postal code and country code of the shipment destination.

Elements	Description
ShipmentDetail \CarrierCode	The carrier code is the unique code that identifies the transportation used for the package's delivery.
ShipmentDetail \ServiceType	Service Type field identifies the type of service that is used to ship the package. See <i>ServiceType</i> for valid values.
ShipmentDetail \ShipDate	This is the date on which the package will be shipped. The date format must be YYYY-MM-DD.
ShipmentDetail \Offeror	Offeror's name or contract number per DOT regulation.
ShipmentDetail \Signatory	Name, title and place of the signatory for this shipment.
ShipmentDetail \InfectiousSubstanceResponsibleContact	The contact information of the company or individual who is responsible for infectious substances.
ShipmentDetail \EmergencyContactNumber	Specify the contact number to use in the event of an emergency.
ShipmentDetail \aircraftCategoryType	The type of aircraft available for shipment. Valid values are: <ul style="list-style-type: none"> PASSENGER_AND_CARGO_AIRCRAFT CARGO_AIRCRAFT_ONLY
ShipmentDetail \AdditionalHandling	Additional handling information other than already specified for the current package.
ShipmentDetail \MasterTrackingId	Unique tracking number of the shipment
HandlingUnitGroups	Specify the groups of handling units in the shipment.
HandlingUnitGroups \Id	Specify the Unique ID for the handling unit group.
HandlingUnitGroups \Description	Specify the detailed commodity information related to the regulations.
HandlingUnitGroups \NumberOfHandlingUnits	Specify the number of identical handling units in the shipment for this group.
HandlingUnitGroups \TrackingNumberUnits	Specify the tracking number of each unit that is grouped together within a package.
HandlingUnitGroups \HandlingUnit \Attributes	Valid value: OVERPACK
HandlingUnitGroups \HandlingUnit \RadioactiveDetail	Specify the radioactive information required for a handling unit.
HandlingUnitGroups \HandlingUnit \RadioactiveDetail \TransportIndex	
HandlingUnitGroups \HandlingUnit \RadioactiveDetail \SurfaceReading	

Elements	Description
HandlingUnitGroups\ HandlingUnit \ RadioactiveDetail \ CriticalitySafetyIndex	
HandlingUnitGroups \ HandlingUnit \ RadioactiveDetail \ LabelType	<p>This element species the radioactive label type for this handling unit or package.</p> <p>Valid values are:</p> <ul style="list-style-type: none"> • III_YELLOW • II_YELLOW • I_WHITE
HandlingUnitGroups \ HandlingUnit \ ContainerGroups	<p>A container group is used to specify a single dangerous goods container or specify a group of identical dangerous goods containers. A dangerous goods container may also be known as a dangerous goods package. The term 'package' is not necessarily the same concept as a requested package line item in the shipping domain.</p>
HandlingUnitGroups \ HandlingUnit \ ContainerGroups \ numberOfIdenticalContainers	<p>The element specifies the number of identical containers in the container group.</p>
HandlingUnitGroups\ HandlingUnit \ ContainerGroups \ Container	<p>This specifies the commodities in the container. A container may also be known as a dangerous goods package, but this is not necessarily the same as the 'package' or handling unit that a courier transports for shipping. If the handling unit is an OVERPACK, then this container is inside the handling unit.</p>
HandlingUnitGroups\ HandlingUnit \ ContainerGroups \ Container \ Attributes	<p>The container attributes is used to specify whether there are additional inner receptacles within this container.</p> <p>Valid value is:</p> <ul style="list-style-type: none"> • ALL_PACKED_IN_ONE
HandlingUnitGroups\ HandlingUnit \ ContainerGroups \ Container \ ContainerType	<p>The element specifies type of container or dangerous goods packaging, like 'Fiberboard Box' or 'Type B(U) Package'.</p>
HandlingUnitGroups\ HandlingUnit \ ContainerGroups \ Container \ QValue	
HandlingUnitGroups\ HandlingUnit \ ContainerGroups \ Container \ GrossWeight	
HandlingUnitGroups\ HandlingUnit \ ContainerGroups \ Container \ Commodities	<p>The element specifies the uploaded dangerous goods commodity content details.</p>
HandlingUnitGroups\ HandlingUnit \ ContainerGroups \ Container \ Commodities \ Description	<p>The description element specifies detailed commodity information related to the regulations.</p>
HandlingUnitGroups\ HandlingUnit \ ContainerGroups \ Container \ Commodities \ Description \ IdType	<p>The ID specifies the type of commodity ID. (e.g. - UN, ID, or NA)</p>

Elements	Description
HandlingUnitGroups\ HandlingUnit \ ContainerGroups \ Container \ Commodities \ Description \ Id	The ID specifies the regulatory identifier of a commodity. (e.g. – 'UN ID' value)
HandlingUnitGroups\ HandlingUnit \ ContainerGroups \ Container \ Commodities \ Description \ SequenceNumber	Sequence number is in conjunction with the regulatory identifier uniquely identifies a specific record in the commodity regulation table.
HandlingUnitGroups\ HandlingUnit \ ContainerGroups \ Container \ Commodities \ Description \ PackingGroup	Packaging group element identifies IATA packing group for a hazardous commodity. Valid values are: "I", "II", "III"
HandlingUnitGroups\ HandlingUnit \ ContainerGroups \ Container \ Commodities \ Description \ PackingInstructions	Packing Instructions element specifies how the package content has to be packed.
HandlingUnitGroups\ HandlingUnit \ ContainerGroups \ Container \ Commodities \ Description \ AircraftCategoryType	Aircraft Category Type element specifies the type of aircraft available for the commodity. Valid values are: <ul style="list-style-type: none"> PASSENGER_AND_CARGO_AIRCRAFT CARGO_AIRCRAFT_ONLY
HandlingUnitGroups\ HandlingUnit \ ContainerGroups \ Container \ Commodities \ Description \ properShippingName	The element specifies the proper shipping name as defined by the regulation. The name can also include qualifying words.
HandlingUnitGroups\ HandlingUnit \ ContainerGroups \ Container \ Commodities \ Description \ technicalName	The element specifies the technical name for the hazardous material.
HandlingUnitGroups\ HandlingUnit \ ContainerGroups \ Container \ Commodities \ Description \ primaryClass	The element specifies the IATA hazardous material class or division.
HandlingUnitGroups\ HandlingUnit \ ContainerGroups \ Container \ Commodities \ Description \ subsidiaryClasses	The element specifies the hazardous material subsidiary classes.
HandlingUnitGroups\ HandlingUnit \ ContainerGroups \ Container \ Commodities \ Description \ reportableQuantity	The element specifies the reportable quantity of the hazardous material.
HandlingUnitGroups\ HandlingUnit \ ContainerGroups \ Container \ Commodities \ Description \ percentage	The element specifies the percentage of the hazardous material in the package.
HandlingUnitGroups\ HandlingUnit \ ContainerGroups \ Container \ Commodities \ Description \ authorizationInformation	This element is auto populated with any authorization and other required information. Depending on the regulation, this can include the DOT Label(s) Type, special permit numbers, or other information as needed.

Elements	Description
	For ground shipments, this is equivalent to the labelText element.
HandlingUnitGroups\ HandlingUnit \ ContainerGroups \ Container \ Commodities \ Quantity	The element specifies total quantity of the commodity within the container.
HandlingUnitGroups\ HandlingUnit \ ContainerGroups \ Container \ Commodities \ InnerReceptacles	The element specifies the inner receptacles within the container - including the quantities of this commodity in the receptacles.
HandlingUnitGroups\ HandlingUnit \ ContainerGroups \ Container \ Commodities \ InnerReceptacles \ Quantity	The element specifies the quantity of the commodity within the receptacles.
HandlingUnitGroups\ HandlingUnit \ ContainerGroups \ Container \ Commodities \ RadionuclideDetail	The element specifies the radioactive information for the commodity.
HandlingUnitGroups\ HandlingUnit \ ContainerGroups \ Container \ Commodities \ RadionuclideDetail \ Radionuclides	The element specifies the radionuclide(s) of the dangerous goods commodity (e.g. - U-238 or Tm-168).
HandlingUnitGroups\ HandlingUnit \ ContainerGroups \ Container \ Commodities \ RadionuclideDetail \ Activity	The element specifies the measure of radioactivity for this dangerous goods commodity.
HandlingUnitGroups\ HandlingUnit \ ContainerGroups \ Container \ Commodities \ RadionuclideDetail \ PhysicalForm	The element specifies the physical form or nature of the radioactive material.
HandlingUnitGroups\ HandlingUnit \ ContainerGroups \ Container \ Commodities \ RadionuclideDetail \ ChemicalForm	The element specifies the chemical details of the radioactive material.
HandlingUnitGroups\ HandlingUnit \ ContainerGroups \ Container \ Commodities \ NetExplosiveDetail	The element specifies the net explosive details of the radioactive material.

8.3.2.2 Validate Dangerous Goods Reply Elements

Table 63. Validate Dangerous Goods Reply Elements

Elements	Description
HighestSeverity	<p>The element includes the descriptive data detailing the status of a submitted transaction. Valid values are:</p> <ul style="list-style-type: none"> SUCCESS — Your transaction succeeded with no other applicable information. NOTE — Additional information that may be of interest to you about your transaction.

Elements	Description
	<ul style="list-style-type: none"> • WARNING — Additional information that you need to know about your transaction that you may need to take action on. • ERROR — Information about an error that occurred while processing your transaction. • FAILURE — FedEx was unable to process your transaction.
Notifications	The element provides descriptive data regarding the result of the submitted transaction. It includes the severity of the notification, which indicates success or failure or some other information about the request.
TransactionDetail	The element specifies the Customer Transaction ID that is sent to the request.
Version	The element specifies the version number of the service you are using. This number is updated each time a new version of the service is implemented.
CompletedShipmentDetail \ Regulation	The regulation under which the DG data has been validated.
CompletedShipmentDetail \ RegulationAttributes	<p>This attribute type identifies characteristics of a dangerous goods regulation that influence how FedEx systems process dangerous goods shipments.</p> <p>Valid value is</p> <ul style="list-style-type: none"> • DRY_ICE_DECLARATION_REQUIRED
CompletedShipmentDetail \ TotalHandlingUnitCount	The total number of dangerous goods handling units (or packages) in the shipment.
CompletedShipmentDetail \ AircraftCategoryType	<p>Aircraft Category Type element specifies the type of aircraft available for the commodity.</p> <p>Valid values are:</p> <ul style="list-style-type: none"> • PASSENGER_AND_CARGO_AIRCRAFT • CARGO_AIRCRAFT_ONLY
CompletedShipmentDetail \ Accessibility	<p>The element specifies whether or not the products being shipped are accessible or inaccessible during delivery.</p> <p>Valid values are:</p> <ul style="list-style-type: none"> • ACCESSIBLE • INACCESSIBLE
CompletedShipmentDetail \ Options	<p>The element specifies which kind of hazardous content is being reported.</p> <p>Valid values are:</p> <ul style="list-style-type: none"> • BATTERY • HAZARDOUS_MATERIALS

Elements	Description
	<ul style="list-style-type: none"> • LIMITED_QUANTITIES_COMMODITIES • ORM_D • REPORTABLE_QUANTITIES • SMALL_QUANTITY_EXCEPTION
CompletedShipmentDetail \ShipmentDryIceDetail	The element specifies the total dry ice information for the shipment. It includes the shipment-level totals of dry ice data across all packages.
CompletedShipmentDetail \ShipmentDryIceDetail \PackageCount	The element specifies the total number of packages in the shipment that contain dry ice.
CompletedShipmentDetail \ShipmentDryIceDetail \TotalWeight	The element specifies the total shipment dry ice weight for all packages.
CompletedShipmentDetail \ShipmentDryIceDetail \ProcessingOptions	Valid values: SHIPMENT_LEVEL_DRY_ICE_ONLY
CompletedHandlingUnitGroups \ID	
CompletedHandlingUnitGroups \NumberOfHandlingUnits	
CompletedHandlingUnitGroups \HandlingUnitShippingDetail	The element provides the information needed for shipping, rating, validation, and label generation.
CompletedHandlingUnitGroups \HandlingUnitShippingDetail \TrackingNumberUnits	The element specifies each instance of this class groups together with the TrackingID instances that pertain to the same entity (e.g. package).
CompletedHandlingUnitGroups \HandlingUnitShippingDetail \Description	The element specifies the customer provided description for this handling unit.
CompletedHandlingUnitGroups \HandlingUnitShippingDetail \AircraftCategoryType	Aircraft Catgory Type element specifies the type of aircraft available for the commodity. Valid values are: <ul style="list-style-type: none"> • PASSENGER_AND_CARGO_AIRCRAFT • CARGO_AIRCRAFT_ONLY
CompletedHandlingUnitGroups \HandlingUnitShippingDetail \Accessibility	The element specifies whether or not the products being shipped are accessible or inaccessible during delivery. Valid values are: <ul style="list-style-type: none"> • ACCESSIBLE • INACCESSIBLE
CompletedHandlingUnitGroups \HandlingUnitShippingDetail \Options	The element specifies which kind of hazardous content is being reported. Valid values are: <ul style="list-style-type: none"> • BATTERY • HAZARDOUS_MATERIALS • LIMITED_QUANTITIES_COMMODITIES • ORM_D

Elements	Description
	<ul style="list-style-type: none"> REPORTABLE_QUANTITIES SMALL_QUANTITY_EXCEPTION
CompletedHandlingUnitGroups \HandlingUnitShippingDetail \DryIceWeight	The element specifies the total dry ice weight for this handling unit (or package).

8.3.3 Upload Dangerous Goods Data

The Upload method provides upload and validation of dangerous goods data orchestrated by DGDS service. With this method, DGDS service also records the uploaded Dangerous Goods and HazMat Shipment Details. The service returns Upload ID as an identifier for the uploaded dangerous goods data. The service also returns FedEx tracking number which establishes a link between the uploaded data and the actual shipment (label creation).

8.3.3.1 Upload Dangerous Goods Request Elements

Table 64. Upload Dangerous Goods Request Elements

Elements	Description
ClientDetail	The Client details include descriptive data for the client submitting a transaction.
TransactionDetail	The element specifies the Customer Transaction ID that is sent to the request.
VersionId	The element specifies the version number of the service you are using. This number is updated each time a new version of the service is implemented.
ShipmentDetail	For WSDL element details, refer to ShipmentDetail group listed in ValidateDangerousGoodsRequest Elements table .
HandlingUnitGroups	For WSDL element details, refer to HandlingUnitGroups group listed in ValidateDangerousGoodsRequest Elements table .

8.3.3.2 UploadDangerousGoodsReply Elements

Table 65. Upload Dangerous Goods Reply Elements

Elements	Description
HighestSeverity	<p>The element includes the descriptive data detailing the status of a submitted transaction.</p> <p>Valid values are:</p> <ul style="list-style-type: none"> SUCCESS — Your transaction succeeded with no other applicable information. NOTE — Additional information that may be of interest to you about your transaction.

Elements	Description
	<ul style="list-style-type: none"> WARNING — Additional information that you need to know about your transaction that you may need to take action on. ERROR — Information about an error that occurred while processing your transaction. FAILURE — FedEx was unable to process your transaction.
Notifications	The element provides descriptive data regarding the result of the submitted transaction. It includes the severity of the notification, which indicates success or failure or some other information about the request.
TransactionDetail	The element specifies the Customer Transaction ID that is sent to the request.
Version	The element specifies the version number of the service you are using. This number is updated each time a new version of the service is implemented.
UploadId	The ID uniquely identifies the upload, which can be used for subsequent retrieval or modification transactions.
MasterTrackingId	The ID is used with multiple-transaction shipments to identify the master package in a multi-piece shipment. The element is used to identify an instance of an uploaded dangerous goods handling unit.
CompletedShipmentDetail	For WSDL element details, refer to CompletedShipmentDetail group listed in ValidateDangerousGoodsReply Elements table .
CompletedHandlingUnitGroups	For WSDL element details, refer to CompletedHandlingUnitGroups listed in ValidateDangerousGoodsReply Elements table .

8.3.4 Add Dangerous Goods Handling Unit

The Add method provides addition of dangerous goods handling units to the record identified by an existing upload ID.

Table 66. Add Dangerous Goods Handling Unit Request Elements

Elements	Description
ClientDetail	The Client details include descriptive data for the client submitting a transaction.
TransactionDetail	The element is used to identify associated request and reply transactions.
VersionId	The element specifies the version number of the service you are using. This number is updated each time a new version of the service is implemented.

Elements	Description
UploadId	The ID uniquely identifies the uploaded dangerous goods handling unit that is being added to.
HandlingUnitGroup	The element specifies the groups of handling units in the shipment
HandlingUnitGroups\ Id	The element specifies the Unique ID for the handling unit group.
HandlingUnitGroups\ Description	The element specifies the detailed commodity information related to the regulations.
HandlingUnitGroups\ NumberOfHandlingUnits	The element specifies the number of identical handling units in the shipment for this group.
HandlingUnitGroups\ TrackingNumberUnits	The element specifies the tracking number of each unit that is grouped together within a package.
HandlingUnitGroups\ HandlingUnit	For WSDL element details, refer to handlingUnitGroups\ handlingUnit group listed in ValidateDangerousGoodsRequest Elements table.

Table 67. Add Dangerous Goods Handling Unit Reply Elements

Elements	Description
HighestSeverity	The element includes the descriptive data detailing the status of a submitted transaction. Valid values are: <ul style="list-style-type: none"> • SUCCESS — Your transaction succeeded with no other applicable information. • NOTE — Additional information that may be of interest to you about your transaction. • WARNING — Additional information that you need to know about your transaction that you may need to take action on. • ERROR — Information about an error that occurred while processing your transaction. • FAILURE — FedEx was unable to process your transaction.
Notifications	The element provides descriptive data regarding the result of the submitted transaction. It includes the severity of the notification, which indicates success or failure or some other information about the request.
TransactionDetail	The element specifies the Customer Transaction ID that is sent to the request.
Version	The element specifies the version number of the service you are using. This number is updated each time a new version of the service is implemented.

Elements	Description
CompletedShipmentDetail	For the WSDL element details, refer to completedShipmentDetail group listed in ValidateDangerousGoodsReply Elements table .
CompletedHandlingUnitGroup	For the WSDL element details, refer to CompletedHandlingUnitGroup listed in ValidateDangerousGoodsReply Elements table .

8.3.5 Modify Dangerous Goods Shipment Data

The Modify method updates the dangerous goods shipment level data. Modified dangerous goods data replaces the previously processed dangerous goods data. This does not support adding or removing dangerous goods handling units.

The following elements are eligible for modification via this method: origin, destination, serviceType, shipDate, offeror, signatory, infectiousSubstanceResponsibleContact, emergencyContactNumber, aircraftCategoryType and additionalHandling.

Table 68. Modify Dangerous Goods Shipment Request Elements

Elements	Description
ClientDetail	The Client details include descriptive data for the client submitting a transaction.
TransactionDetail	The element specifies the Customer Transaction ID that is sent to the request.
VersionId	The element specifies the version number of the service you are using. This number is updated each time a new version of the service is implemented.
UploadId	The ID uniquely identifies the upload, which can be used for subsequent retrieval or modification transactions.
ShipmentDetail	For WSDL element details, refer to ShipmentDetail group listed in ValidateDangerousGoodsRequest Elements table .

Table 69. Modify Dangerous Goods Shipment Reply Elements

Elements	Description
HighestSeverity	<p>The element includes the descriptive data detailing the status of a submitted transaction.</p> <p>Valid values are:</p> <ul style="list-style-type: none"> • SUCCESS — Your transaction succeeded with no other applicable information. • NOTE — Additional information that may be of interest to you about your transaction. • WARNING — Additional information that you need to know about your transaction that you may need to take action on. • ERROR — Information about an error that occurred while processing your transaction.

Elements	Description
	<ul style="list-style-type: none"> FAILURE — FedEx was unable to process your transaction.
Notifications	The element provides descriptive data regarding the result of the submitted transaction. It includes the severity of the notification, which indicates success or failure or some other information about the request.
TransactionDetail	The element specifies the Customer Transaction ID that is sent to the request.
Version	The element specifies the version number of the service you are using. This number is updated each time a new version of the service is implemented.
CompletedShipmentDetail	For WSDL element details, refer to CompletedShipmentDetail group listed in ValidateDangerousGoodsReply Elements table .

8.3.6 Modify Dangerous Goods Handling Unit Data

This method supports modification of dangerous goods handling unit group associated with an existing upload ID. Modified dangerous goods handling unit group completely replaces previously processed handling unit group. Handling unit count may be incremented by this method.

Table 70. Modify Dangerous Goods Handling Unit Request Elements

Elements	Description
ClientDetail	The Client details include descriptive data for the client submitting a transaction.
TransactionDetail	The element is used to identify associated request and reply transactions.
VersionId	The element specifies the version number of the service you are using. This number is updated each time a new version of the service is implemented.
UploadId	The element specifies the ID associated with the dangerous goods handling unit to which it is being added to.
HandlingUnitGroup	For WSDL element details, refer to HandlingUnitGroup listed in AddDangerousGoodsHandlingUnitRequest Elements table .

Table 71. ModifyDangerousGoodsHandlingUnitReply Elements

Elements	Description
HighestSeverity	The element includes the descriptive data detailing the status of a submitted transaction. Valid values are: <ul style="list-style-type: none"> • SUCCESS — Your transaction succeeded with no other applicable information. • NOTE — Additional information that may be of interest to you about your transaction. • WARNING — Additional information that you need to know about your transaction that you may need to take action on. • ERROR — Information about an error that occurred while processing your transaction. • FAILURE — FedEx was unable to process your transaction.
Notifications	The element provides descriptive data regarding the result of the submitted transaction. It includes the severity of the notification, which indicates success or failure or some other information about the request.
TransactionDetail	The element specifies the Customer Transaction ID that is sent to the request.
Version	The element specifies the version number of the service you are using. This number is updated each time a new version of the service is implemented.
CompletedShipmentDetail	For the WSDL element details, refer to completedShipmentDetail group listed in AddDangerousGoodsHandlingUnitReply Elements table .
CompletedHandlingUnitGroup	For the WSDL element details, refer to CompletedHandlingUnitGroup listed in AddDangerousGoodsHandlingUnitReply Elements table .

8.3.7 Retrieve Dangerous Goods Data

The Retrieve method retrieves previously uploaded dangerous goods data associated with the provided upload ID.

Table 72. RetrieveDangerousGoodsRequest Elements

Elements	Description
ClientDetail	The Client details include descriptive data for the client submitting a transaction.

Elements	Description
TransactionDetail	The element is used to identify associated request and reply transactions.
Version	The element specifies the version number of the service you are using. This number is updated each time a new version of the service is implemented.
UploadId	The element specifies the ID associated with the uploaded dangerous goods that is being retrieved.

Table 73. RetrieveDangerousGoodsReply Elements

Elements	Description
HighestSeverity	The element includes the descriptive data detailing the status of a submitted transaction. Valid values are: <ul style="list-style-type: none"> • SUCCESS — Your transaction succeeded with no other applicable information. • NOTE — Additional information that may be of interest to you about your transaction. • WARNING — Additional information that you need to know about your transaction that you may need to take action on. • ERROR — Information about an error that occurred while processing your transaction. • FAILURE — FedEx was unable to process your transaction
Notifications	The descriptive data regarding the result of the submitted transaction. Includes the severity of the notification, which indicates success or failure or some other information about the request.
TransactionDetail	The element is used to identify associated request and reply transactions.
Version	The element specifies the version number of the service you are using. This number is updated each time a new version of the service is implemented.
ShipmentDetail \ UploadedShipmentDetail	For WSDL element details, refer to ShipmentDetail group listed in ValidateDangerousGoodsRequest Elements table.
ShipmentDetail \ CompletedShipmentDetail	For WSDL element details, refer to CompletedShipmentDetail group listed in ValidateDangerousGoodsReply Elements table.
HandlingUnitGroups	This specifies the groups of handling units in the shipment.

Elements	Description
HandlingUnitGroups \ UploadedHandlingUnitGroup	For WSDL element details, refer to HandlingUnitGroups listed in ValidateDangerousGoodsRequest Elements table.
HandlingUnitGroups \ HandlingUnitShippingDetail	Refer to HandlingUnitShippingDetail listed in ValidateDangerousGoodsReply Elements table.

8.3.8 Delete Dangerous Goods Data

The Delete method supports deletion of dangerous goods handling unit groups associated with the provided upload ID. Meter and account number provided with request need to match with the meter and account number provided with the originally uploaded dangerous goods record.

Table 74. Delete Dangerous Goods Request Elements

Elements	Description
ClientDetail	The Client details include descriptive data for the client submitting a transaction.
TransactionDetail	The element specifies the Customer Transaction ID that is sent to the request.
Version	The element specifies the version number of the service you are using. This number is updated each time a new version of the service is implemented.
UploadId	The element specifies ID of the uploaded data that will be used to identify the dangerous goods data being deleted.

Table 75. Delete Dangerous Goods Reply Elements

Elements	Description
HighestSeverity	<p>The element includes the descriptive data detailing the status of a submitted transaction.</p> <p>Valid values are:</p> <ul style="list-style-type: none"> • SUCCESS — Your transaction succeeded with no other applicable information. • NOTE — Additional information that may be of interest to you about your transaction. • WARNING — Additional information that you need to know about your transaction that you may need to take action on. • ERROR — Information about an error that occurred while processing your transaction. • FAILURE — FedEx was unable to process your transaction

Elements	Description
Notifications	The descriptive data regarding the result of the submitted transaction. Includes the severity of the notification, which indicates success or failure or some other information about the request.
TransactionDetail	The element specifies the Customer Transaction ID that is sent to the request.
Version	The element specifies the version number of the service you are using. This number is updated each time a new version of the service is implemented.

8.3.9 Delete Dangerous Goods Handling Unit Data

The method deletes the specified dangerous goods handling unit. This handling unit is identified by the specified upload ID and handling unit group ID. Meter and account number provided with request need to match with the meter and account number provided with the originally uploaded dangerous goods record.

Table 76. Delete Dangerous Goods Handling Unit Request Elements

Elements	Description
ClientDetail	The Client details include descriptive data for the client submitting a transaction.
TransactionDetail	The element is used to identify associated request and reply transactions.
VersionId	The element specifies the version number of the service you are using. This number is updated each time a new version of the service is implemented.
UploadId	The element specifies unique identifier for the dangerous goods handling unit to which it is being added to.
HandlingUnitGroupId	The element specifies unique ID for the handling unit being deleted.
TrackingNumbers	The element specifies unique tracking IDs from the previously uploaded dangerous goods data.

Table 77. DeleteDangerousGoodsHandlingUnitReply Elements

Elements	Description
HighestSeverity	The element includes the descriptive data detailing the status of a submitted transaction. Valid values are: <ul style="list-style-type: none"> • SUCCESS — Your transaction succeeded with no other applicable information. • NOTE — Additional information that may be of interest to you about your transaction. • WARNING — Additional information that you need to know about your transaction that you may need to take action on. • ERROR — Information about an error that occurred while processing your transaction. • FAILURE — FedEx was unable to process your transaction
Notifications	The descriptive data regarding the result of the submitted transaction. Includes the severity of the notification, which indicates success or failure or some other information about the request.
TransactionDetail	The element specifies the Customer Transaction ID that is sent to the request.
Version	The element specifies the version number of the service you are using. This number is updated each time a new version of the service is implemented.
CompletedShipmentDetail	For the WSDL element details, refer to completedShipmentDetail group listed in AddDangerousGoodsHandlingUnitReply Elements table .

8.4 DGDS Sample Codes

Sample codes for each of the transactions are given below.

Example 12: List Dangerous Goods Request Transaction

```
<soapenv:Envelope xmlns:soapenv="http://schemas.xmlsoap.org/soap/envelope/"
xmlns:v1="http://fedex.com/ws/dgld/v1">
  <soapenv:Header/>
  <soapenv:Body>
    <v1:ListDangerousGoodsRequest>
      <v1:WebAuthenticationDetail>
        <v1:ParentCredential>
          <v1:Key>Input your Information</v1:Key>
          <v1:Password>Input your Information</v1:Password>
        </v1:ParentCredential>
        <v1:UserCredential>
          <v1:Key>Input your Information</v1:Key>
```

```

    <v1:Password>Input your Information</v1:Password>
  </v1:UserCredential>
</v1:WebAuthenticationDetail>
<v1:ClientDetail>
  <v1:AccountNumber>Input your Information</v1:AccountNumber>
  <v1:MeterNumber>Input your Information</v1:MeterNumber>
  <v1:Region>US</v1:Region>
  <v1:Localization>
    <v1:LanguageCode>EN</v1:LanguageCode>
    <v1:LocaleCode>US</v1:LocaleCode>
  </v1:Localization>
</v1:ClientDetail>
<v1:TransactionDetail>
  <v1:CustomerTransactionId>ListDangerousGoodsRequest-
Express_APR24</v1:CustomerTransactionId>
</v1:TransactionDetail>
<v1:Version>
  <v1:ServiceId>dgds</v1:ServiceId>
  <v1:Major>1</v1:Major>
  <v1:Intermediate>0</v1:Intermediate>
  <v1:Minor>0</v1:Minor>
</v1:Version>
<v1:Origin>
  <v1:StreetLines>Input your Information</v1:StreetLines>
  <v1:City>MEMPHIS</v1:City>
  <v1:StateOrProvinceCode>TN</v1:StateOrProvinceCode>
  <v1:PostalCode>381167510</v1:PostalCode>
  <v1:CountryCode>US</v1:CountryCode>
  <v1:Residential>1</v1:Residential>
</v1:Origin>
<v1:Destination>
  <v1:StreetLines>Input your Information</v1:StreetLines>
  <v1:City>Colorado Springs</v1:City>
  <v1:StateOrProvinceCode>CO</v1:StateOrProvinceCode>
  <v1:PostalCode>80903</v1:PostalCode>
  <v1:CountryCode>US</v1:CountryCode>
</v1:Destination>
<v1:CarrierCode>FDXE</v1:CarrierCode>
<v1:ServiceType>PRIORITY_OVERNIGHT</v1:ServiceType>
<v1:ShipDate>2015-12-30</v1:ShipDate>
<v1:TrackingNumber>Input your Information</v1:TrackingNumber>
</v1:ListDangerousGoodsRequest>
</soapenv:Body>
</soapenv:Envelope>

```

Example 13: List Dangerous Goods Reply Transaction

```

<SOAP-ENV:Envelope xmlns:SOAP-ENV="http://schemas.xmlsoap.org/soap/envelope/">
  <SOAP-ENV:Header/>
  <SOAP-ENV:Body>
    <ListDangerousGoodsReply xmlns="http://fedex.com/ws/dgld/v1">
      <HighestSeverity>SUCCESS</HighestSeverity>
      <Notifications>
        <Severity>SUCCESS</Severity>
        <Source>dgds</Source>
        <Code>000</Code>
        <Message>SUCCESS</Message>
        <LocalizedMessage>SUCCESS</LocalizedMessage>
      </Notifications>
      <TransactionDetail>
        <CustomerTransactionId>ListDangerousGoodsRequest-Express_APR24</CustomerTransactionId>
      </TransactionDetail>
      <Version>
        <ServiceId>dgds</ServiceId>
        <Major>1</Major>
        <Intermediate>0</Intermediate>
        <Minor>0</Minor>
      </Version>
      <Regulation>IATA</Regulation>
      <Accessibility>ACCESSIBLE</Accessibility>
      <Options>HAZARDOUS_MATERIALS</Options>
      <Details>
        <TrackingNumbers>Input your Information</TrackingNumbers>
        <Accessibility>ACCESSIBLE</Accessibility>
        <Options>HAZARDOUS_MATERIALS</Options>
      </Details>
    </ListDangerousGoodsReply>
  </SOAP-ENV:Body>
</SOAP-ENV:Envelope>

```

Example 14: Validate Dangerous Goods Request Transaction

```

<soapenv:Envelope xmlns:soapenv="http://schemas.xmlsoap.org/soap/envelope/"
  xmlns:v2="http://fedex.com/ws/dgds/v2">
  <soapenv:Header/>
  <soapenv:Body>
    <v2:ValidateDangerousGoodsRequest>
      <v2:WebAuthenticationDetail>
        <v2:ParentCredential>
          <v2:Key>Input Your Information</v2:Key>
          <v2:Password>Input Your Information</v2:Password>
        </v2:ParentCredential>
        <v2:UserCredential>
          <v2:Key>Input Your Information</v2:Key>

```



```
<v2:Password>Input Your Information</v2:Password>
</v2:UserCredential>
</v2:WebAuthenticationDetail>
<v2:ClientDetail>
  <v2:AccountNumber>Input Your Information</v2:AccountNumber>
  <v2:MeterNumber>Input Your Information</v2:MeterNumber>
  <v2:Region>US</v2:Region>
  <v2:Localization>
    <v2:LanguageCode>EN</v2:LanguageCode>
    <v2:LocaleCode>US</v2:LocaleCode>
  </v2:Localization>
</v2:ClientDetail>
<v2:TransactionDetail>
  <v2:CustomerTransactionId>validateDangerousGoods-Express</v2:CustomerTransactionId>
</v2:TransactionDetail>
<v2:Version>
  <v2:ServiceId>dgds</v2:ServiceId>
  <v2:Major>2</v2:Major>
  <v2:Intermediate>0</v2:Intermediate>
  <v2:Minor>0</v2:Minor>
</v2:Version>
<v2:ShipmentDetail>
  <v2:Origin>
    <v2:StreetLines>Input Your Information</v2:StreetLines>
    <v2:City>MEMPHIS</v2:City>
    <v2:StateOrProvinceCode>TN</v2:StateOrProvinceCode>
    <v2:PostalCode>381167510</v2:PostalCode>
    <v2:CountryCode>US</v2:CountryCode>
    <v2:Residential>1</v2:Residential>
  </v2:Origin>
  <v2:Destination>
    <v2:StreetLines>Input Your Information</v2:StreetLines>
    <v2:City>Colorado Springs</v2:City>
    <v2:StateOrProvinceCode>CO</v2:StateOrProvinceCode>
    <v2:PostalCode>80903</v2:PostalCode>
    <v2:CountryCode>US</v2:CountryCode>
  </v2:Destination>
  <v2:CarrierCode>FDXE</v2:CarrierCode>
  <v2:ServiceType>PRIORITY_OVERNIGHT</v2:ServiceType>
  <v2:ShipDate>2015-12-29</v2:ShipDate>
  <v2:Offeror>Input Your Information</v2:Offeror>
  <v2:Signatory>
    <v2:ContactName>Input Your Information</v2:ContactName>
    <v2>Title>Input Your Information</v2>Title>
    <v2:Place>MEMPHIS</v2:Place>
  </v2:Signatory>
  <v2:InfectiousSubstanceResponsibleContact>
```

```

    <v2:ContactId>Input Your Information</v2:ContactId>
    <v2:PersonName>Input Your Information</v2:PersonName>
    <v2:Title>Input Your Information</v2:Title>
    <v2:CompanyName>Input Your Information</v2:CompanyName>
    <v2:PhoneNumber>Input Your Information</v2:PhoneNumber>
    <v2:PhoneExtension>Input Your Information</v2:PhoneExtension>
    <v2:PagerNumber>Input Your Information</v2:PagerNumber>
    <v2:FaxNumber>Input Your Information</v2:FaxNumber>
    <v2:EmailAddress>Input Your Information</v2:EmailAddress>
  </v2:InfectiousSubstanceResponsibleContact>
  <v2:EmergencyContactNumber>Input Your Information</v2:EmergencyContactNumber>
  <v2:AircraftCategoryType>CARGO_AIRCRAFT_ONLY</v2:AircraftCategoryType>
</v2:ShipmentDetail>
<v2:HandlingUnitGroups>
  <v2:Id>UDDG</v2:Id>
  <v2:NumberOfHandlingUnits>1</v2:NumberOfHandlingUnits>
  <v2:TrackingNumberUnits>
    <v2:TrackingIds>
      <v2:TrackingIdType>FEDEX</v2:TrackingIdType>
      <v2:TrackingNumber>Input Your Information</v2:TrackingNumber>
    </v2:TrackingIds>
  </v2:TrackingNumberUnits>
  <v2:HandlingUnit>
    <v2:Attributes>OVERPACK</v2:Attributes>
    <v2:ContainerGroups>
      <v2:Container>
        <v2:ContainerType>Aluminum Boxes</v2:ContainerType>
        <v2:Commodities>
          <v2:Description>
            <v2:IdType>UN</v2:IdType>
            <v2:Id>Input Your Information</v2:Id>
            <v2:SequenceNumber>2</v2:SequenceNumber>
            <v2:PackingGroup>UNDEFINED</v2:PackingGroup>
            <v2:PackingInstructions>954</v2:PackingInstructions>
            <v2:AircraftCategoryType>PASSENGER_AND_CARGO_AIRCRAFT</v2:AircraftCategoryType>
            <v2:ProperShippingName>Dry ice</v2:ProperShippingName>
            <v2:PrimaryClass>9</v2:PrimaryClass>
            <v2:Percentage>0.0</v2:Percentage>
          </v2:Description>
          <v2:Quantity>
            <v2:Amount>5</v2:Amount>
            <v2:Units>KG</v2:Units>
          </v2:Quantity>
        </v2:Commodities>
      </v2:Container>
    </v2:ContainerGroups>
  </v2:HandlingUnit>

```

```

    </v2:HandlingUnitGroups>
  </v2:ValidateDangerousGoodsRequest>
</soapenv:Body>
</soapenv:Envelope>

```

Example 15: Validate Dangerous Goods Reply Transaction

```

<SOAP-ENV:Envelope xmlns:SOAP-ENV="http://schemas.xmlsoap.org/soap/envelope/">
  <SOAP-ENV:Header/>
  <SOAP-ENV:Body>
    <ValidateDangerousGoodsReply xmlns="http://fedex.com/ws/dgds/v2">
      <HighestSeverity>SUCCESS</HighestSeverity>
      <Notifications>
        <Severity>SUCCESS</Severity>
        <Source>dgds</Source>
        <Code>000</Code>
        <Message>SUCCESS</Message>
        <LocalizedMessage>SUCCESS</LocalizedMessage>
      </Notifications>
      <TransactionDetail>
        <CustomerTransactionId>validateDangerousGoods-Express</CustomerTransactionId>
      </TransactionDetail>
      <Version>
        <ServiceId>dgds</ServiceId>
        <Major>2</Major>
        <Intermediate>0</Intermediate>
        <Minor>0</Minor>
      </Version>
      <CompletedShipmentDetail>
        <Regulation>IATA</Regulation>
        <RegulationAttributes>DRY_ICE_DECLARATION_REQUIRED</RegulationAttributes>
        <TotalHandlingUnitCount>1</TotalHandlingUnitCount>
        <AircraftCategoryType>PASSENGER_AND_CARGO_AIRCRAFT</AircraftCategoryType>
        <DangerousGoodsDescriptors>DRY_ICE</DangerousGoodsDescriptors>
        <Options>HAZARDOUS_MATERIALS</Options>
        <ShipmentDryIceDetail>
          <PackageCount>1</PackageCount>
          <TotalWeight>
            <Units>KG</Units>
            <Value>5.0</Value>
          </TotalWeight>
        </ShipmentDryIceDetail>
      </CompletedShipmentDetail>
      <CompletedHandlingUnitGroups>
        <Id>UDDG</Id>
        <NumberOfHandlingUnits>1</NumberOfHandlingUnits>
        <HandlingUnitShippingDetail>

```

```

    <TrackingNumberUnits>
      <TrackingIds>
        <TrackingIdType>FEDEX</TrackingIdType>
        <TrackingNumber>Input Your Information</TrackingNumber>
      </TrackingIds>
    </TrackingNumberUnits>
    <AircraftCategoryType>PASSENGER_AND_CARGO_AIRCRAFT</AircraftCategoryType>
    <DangerousGoodsDescriptors>DRY_ICE</DangerousGoodsDescriptors>
    <Options>HAZARDOUS_MATERIALS</Options>
    <DryIceWeight>
      <Units>KG</Units>
      <Value>5.0</Value>
    </DryIceWeight>
  </HandlingUnitShippingDetail>
</CompletedHandlingUnitGroups>
</ValidateDangerousGoodsReply>
</SOAP-ENV:Body>
</SOAP-ENV:Envelope>

```

Add Dangerous Goods Handling Unit Request Transaction

```

<soapenv:Envelope xmlns:soapenv="http://schemas.xmlsoap.org/soap/envelope/"
xmlns:v2="http://fedex.com/ws/dgds/v2">
  <soapenv:Header/>
  <soapenv:Body>
    <v2:AddDangerousGoodsHandlingUnitRequest>
      <v2:WebAuthenticationDetail>
        <v2:ParentCredential>
          <v2:Key>Input Your Information</v2:Key>
          <v2>Password>Input Your Information</v2>Password>
        </v2:ParentCredential>
        <v2:UserCredential>
          <v2:Key>Input Your Information</v2:Key>
          <v2>Password>Input Your Information</v2>Password>
        </v2:UserCredential>
      </v2:WebAuthenticationDetail>
      <v2:ClientDetail>
        <v2:AccountNumber>Input Your Information</v2:AccountNumber>
        <v2:MeterNumber>Input Your Information</v2:MeterNumber>
        <v2:Region>US</v2:Region>
        <v2:Localization>
          <v2:LanguageCode>EN</v2:LanguageCode>
          <v2:LocaleCode>US</v2:LocaleCode>
        </v2:Localization>
      </v2:ClientDetail>
      <v2:TransactionDetail>
        <v2:CustomerTransactionId>AddDangerousGoodsHandlingUnit-
Express</v2:CustomerTransactionId>
      </v2:TransactionDetail>
    </v2:AddDangerousGoodsHandlingUnitRequest>
  </soapenv:Body>
</soapenv:Envelope>

```

```

<v2:Version>
  <v2:ServiceId>dgds</v2:ServiceId>
  <v2:Major>2</v2:Major>
  <v2:Intermediate>0</v2:Intermediate>
  <v2:Minor>0</v2:Minor>
</v2:Version>
<v2:UploadId>Input Your Information</v2:UploadId>
<v2:HandlingUnitGroup>
  <v2:Id>UDDG1</v2:Id>
  <v2:NumberOfHandlingUnits>2</v2:NumberOfHandlingUnits>
  <v2:HandlingUnit>
    <v2:Attributes>OVERPACK</v2:Attributes>
    <v2:ContainerGroups>
      <v2:Container>
        <v2:ContainerType>Aluminum Boxes</v2:ContainerType>
        <v2:Commodities>
          <v2:Description>
            <v2:IdType>UN</v2:IdType>
            <v2:Id>1845</v2:Id>
            <v2:SequenceNumber>2</v2:SequenceNumber>
            <v2:PackingGroup>UNDEFINED</v2:PackingGroup>
            <v2:PackingInstructions>954</v2:PackingInstructions>
            <v2:AircraftCategoryType>PASSENGER_AND_CARGO_AIRCRAFT</v2:AircraftCategoryType>
            <v2:ProperShippingName>Dry ice</v2:ProperShippingName>
            <v2:PrimaryClass>9</v2:PrimaryClass>
            <v2:Percentage>0.0</v2:Percentage>
          </v2:Description>
          <v2:Quantity>
            <v2:Amount>1</v2:Amount>
            <v2:Units>KG</v2:Units>
          </v2:Quantity>
        </v2:Commodities>
      </v2:Container>
    </v2:ContainerGroups>
  </v2:HandlingUnit>
</v2:HandlingUnitGroup>
</v2:AddDangerousGoodsHandlingUnitRequest>
</soapenv:Body>
</soapenv:Envelope>

```

Example 16: Add Dangerous Goods Handling Unit Reply Transaction

```

<SOAP-ENV:Envelope xmlns:SOAP-ENV="http://schemas.xmlsoap.org/soap/envelope/">
  <SOAP-ENV:Header/>
  <SOAP-ENV:Body>
    <AddDangerousGoodsHandlingUnitReply xmlns="http://fedex.com/ws/dgds/v2">
      <HighestSeverity>SUCCESS</HighestSeverity>
      <Notifications>

```

```

    <Severity>SUCCESS</Severity>
    <Source>dgds</Source>
    <Code>000</Code>
    <Message>SUCCESS</Message>
    <LocalizedMessage>SUCCESS</LocalizedMessage>
  </Notifications>
  <TransactionDetail>
    <CustomerTransactionId>AddDangerousGoodsHandlingUnit-
Express_GAGAN</CustomerTransactionId>
  </TransactionDetail>
  <Version>
    <ServiceId>dgds</ServiceId>
    <Major>2</Major>
    <Intermediate>0</Intermediate>
    <Minor>0</Minor>
  </Version>
  <CompletedShipmentDetail>
    <Regulation>IATA</Regulation>
    <RegulationAttributes>DRY_ICE_DECLARATION_REQUIRED</RegulationAttributes>
    <TotalHandlingUnitCount>3</TotalHandlingUnitCount>
    <AircraftCategoryType>PASSENGER_AND_CARGO_AIRCRAFT</AircraftCategoryType>
    <DangerousGoodsDescriptors>DRY_ICE</DangerousGoodsDescriptors>
    <Options>HAZARDOUS_MATERIALS</Options>
    <ShipmentDryIceDetail>
      <PackageCount>3</PackageCount>
      <TotalWeight>
        <Units>KG</Units>
        <Value>7.0</Value>
      </TotalWeight>
    </ShipmentDryIceDetail>
  </CompletedShipmentDetail>
  <CompletedHandlingUnitGroup>
    <Id>UDDG1</Id>
    <NumberOfHandlingUnits>2</NumberOfHandlingUnits>
    <HandlingUnitShippingDetail>
      <TrackingNumberUnits>
        <TrackingIds>
          <TrackingIdType>FEDEX</TrackingIdType>
          <FormId>0441</FormId>
          <TrackingNumber>Input Your Information</TrackingNumber>
        </TrackingIds>
      </TrackingNumberUnits>
      <TrackingNumberUnits>
        <TrackingIds>
          <TrackingIdType>FEDEX</TrackingIdType>
          <FormId>0441</FormId>
          <TrackingNumber>Input Your Information</TrackingNumber>

```

```

    </TrackingIds>
  </TrackingNumberUnits>
  <AircraftCategoryType>PASSENGER_AND_CARGO_AIRCRAFT</AircraftCategoryType>
  <DangerousGoodsDescriptors>DRY_ICE</DangerousGoodsDescriptors>
  <Options>HAZARDOUS_MATERIALS</Options>
  <DryIceWeight>
    <Units>KG</Units>
    <Value>1.0</Value>
  </DryIceWeight>
</HandlingUnitShippingDetail>
</CompletedHandlingUnitGroup>
</AddDangerousGoodsHandlingUnitReply>
</SOAP-ENV:Body>
</SOAP-ENV:Envelope>

```

Example 17: Modify Dangerous Goods Handling Unit Request Transaction

```

<soapenv:Envelope xmlns:soapenv="http://schemas.xmlsoap.org/soap/envelope/"
  xmlns:v2="http://fedex.com/ws/dgds/v2">
  <soapenv:Header/>
  <soapenv:Body>
    <v2:ModifyDangerousGoodsHandlingUnitRequest>
      <v2:WebAuthenticationDetail>
        <v2:ParentCredential>
          <v2:Key>Input Your Information</v2:Key>
          <v2>Password>Input Your Information</v2>Password>
        </v2:ParentCredential>
        <v2:UserCredential>
          <v2:Key>Input Your Information</v2:Key>
          <v2>Password>Input Your Information</v2>Password>
        </v2:UserCredential>
      </v2:WebAuthenticationDetail>
      <v2:ClientDetail>
        <v2:AccountNumber>Input Your Information</v2:AccountNumber>
        <v2:MeterNumber>Input Your Information</v2:MeterNumber>
        <v2:Region>US</v2:Region>
        <v2:Localization>
          <v2:LanguageCode>EN</v2:LanguageCode>
          <v2:LocaleCode>US</v2:LocaleCode>
        </v2:Localization>
      </v2:ClientDetail>
      <v2:TransactionDetail>
        <v2:CustomerTransactionId>ModifyDangerousGoodsHandlingUnit-
Express</v2:CustomerTransactionId>
      </v2:TransactionDetail>
      <v2:Version>
        <v2:ServiceId>dgds</v2:ServiceId>
      </v2:Version>
    </v2:ModifyDangerousGoodsHandlingUnitRequest>
  </soapenv:Body>
</soapenv:Envelope>

```

```
<v2:Major>2</v2:Major>
<v2:Intermediate>0</v2:Intermediate>
<v2:Minor>0</v2:Minor>
</v2:Version>
<v2:UploadId>Input Your Information</v2:UploadId>
<v2:HandlingUnitGroup>
  <v2:Id>Group#1</v2:Id>
  <v2:NumberOfHandlingUnits>01</v2:NumberOfHandlingUnits>
  <v2:TrackingNumberUnits>
    <v2:TrackingIds>
      <v2:TrackingIdType>FEDEX</v2:TrackingIdType>
      <v2:FormId>0263</v2:FormId>
      <v2:TrackingNumber>Input Your Information</v2:TrackingNumber>
    </v2:TrackingIds>
  </v2:TrackingNumberUnits>
</v2:HandlingUnit>
  <v2:Attributes>OVERPACK</v2:Attributes>
<v2:ContainerGroups>
  <v2:NumberOfIdenticalContainers>1</v2:NumberOfIdenticalContainers>
  <v2:Container>
    <v2:ContainerType>Aluminum Boxes</v2:ContainerType>
    <v2:GrossWeight>
      <v2:Units>KG</v2:Units>
      <v2:Value>10</v2:Value>
    </v2:GrossWeight>
    <v2:Commodities>
      <v2:Description>
        <v2:IdType>UN</v2:IdType>
        <v2:Id>1845</v2:Id>
        <v2:SequenceNumber>2</v2:SequenceNumber>
        <v2:PackingGroup>UNDEFINED</v2:PackingGroup>
        <v2:PackingInstructions>954</v2:PackingInstructions>
        <v2:AircraftCategoryType>PASSENGER_AND_CARGO_AIRCRAFT</v2:AircraftCategoryType>
        <v2:ProperShippingName>Dry ice</v2:ProperShippingName>
        <v2:PrimaryClass>9</v2:PrimaryClass>
        <v2:Percentage>0.0</v2:Percentage>
      </v2:Description>
      <v2:Quantity>
        <v2:Amount>1</v2:Amount>
        <v2:Units>KG</v2:Units>
      </v2:Quantity>
    </v2:Commodities>
  </v2:Container>
</v2:ContainerGroups>
</v2:HandlingUnit>
</v2:HandlingUnitGroup>
</v2:ModifyDangerousGoodsHandlingUnitRequest>
```



```

</soapenv:Body>
</soapenv:Envelope>

```

Example 18: Modify Dangerous Goods Handling Unit Reply Transaction

```

<SOAP-ENV:Envelope xmlns:SOAP-ENV="http://schemas.xmlsoap.org/soap/envelope/">
  <SOAP-ENV:Header/>
  <SOAP-ENV:Body>
    <ModifyDangerousGoodsHandlingUnitReply xmlns="http://fedex.com/ws/dgds/v2">
      <HighestSeverity>SUCCESS</HighestSeverity>
      <Notifications>
        <Severity>SUCCESS</Severity>
        <Source>dgds</Source>
        <Code>000</Code>
        <Message>SUCCESS</Message>
        <LocalizedMessage>SUCCESS</LocalizedMessage>
      </Notifications>
      <TransactionDetail>
        <CustomerTransactionId>ModifyDangerousGoodsHandlingUnit-Express</CustomerTransactionId>
      </TransactionDetail>
      <Version>
        <ServiceId>dgds</ServiceId>
        <Major>2</Major>
        <Intermediate>0</Intermediate>
        <Minor>0</Minor>
      </Version>
      <CompletedShipmentDetail>
        <Regulation>IATA</Regulation>
        <RegulationAttributes>DRY_ICE_DECLARATION_REQUIRED</RegulationAttributes>
        <TotalHandlingUnitCount>3</TotalHandlingUnitCount>
        <AircraftCategoryType>PASSENGER_AND_CARGO_AIRCRAFT</AircraftCategoryType>
        <DangerousGoodsDescriptors>DRY_ICE</DangerousGoodsDescriptors>
        <Options>HAZARDOUS_MATERIALS</Options>
        <ShipmentDryIceDetail>
          <PackageCount>3</PackageCount>
          <TotalWeight>
            <Units>KG</Units>
            <Value>3.0</Value>
          </TotalWeight>
        </ShipmentDryIceDetail>
      </CompletedShipmentDetail>
      <CompletedHandlingUnitGroup>
        <Id>Group#1</Id>
        <NumberOfHandlingUnits>1</NumberOfHandlingUnits>
        <HandlingUnitShippingDetail>
          <TrackingNumberUnits>
            <TrackingIds>

```

```

    <TrackingIdType>FEDEX</TrackingIdType>
    <FormId>0263</FormId>
    <TrackingNumber>Input Your Information</TrackingNumber>
  </TrackingIds>
</TrackingNumberUnits>
<AircraftCategoryType>PASSENGER_AND_CARGO_AIRCRAFT</AircraftCategoryType>
<DangerousGoodsDescriptors>DRY_ICE</DangerousGoodsDescriptors>
<Options>HAZARDOUS_MATERIALS</Options>
<DryIceWeight>
  <Units>KG</Units>
  <Value>1.0</Value>
</DryIceWeight>
</HandlingUnitShippingDetail>
</CompletedHandlingUnitGroup>
</ModifyDangerousGoodsHandlingUnitReply>
</SOAP-ENV:Body>
</SOAP-ENV:Envelope>

```

Example 19: Retrieve Dangerous Goods Request Transaction

```

<soapenv:Envelope xmlns:soapenv="http://schemas.xmlsoap.org/soap/envelope/"
xmlns:v2="http://fedex.com/ws/dgds/v2">
  <soapenv:Header/>
  <soapenv:Body>
    <v2:RetrieveDangerousGoodsRequest>
      <v2:WebAuthenticationDetail>
        <v2:ParentCredential>
          <v2:Key>Input Your Information</v2:Key>
          <v2>Password>Input Your Information</v2>Password>
        </v2:ParentCredential>
        <v2:UserCredential>
          <v2:Key>Input Your Information</v2:Key>
          <v2>Password>Input Your Information</v2>Password>
        </v2:UserCredential>
      </v2:WebAuthenticationDetail>
      <v2:ClientDetail>
        <v2:AccountNumber>Input Your Information</v2:AccountNumber>
        <v2:MeterNumber>Input Your Information</v2:MeterNumber>    <v2:Region>US</v2:Region>
        <v2:Localization>
          <v2:LanguageCode>EN</v2:LanguageCode>
          <v2:LocaleCode>US</v2:LocaleCode>
        </v2:Localization>
      </v2:ClientDetail>
      <v2:TransactionDetail>
        <v2:CustomerTransactionId>RetrieveDangerousGoodsRequest-
Express</v2:CustomerTransactionId>
      </v2:TransactionDetail>
    </v2:RetrieveDangerousGoodsRequest>
  </soapenv:Body>
</soapenv:Envelope>

```

```

    <v2:Version>
      <v2:ServiceId>dgds</v2:ServiceId>
      <v2:Major>2</v2:Major>
      <v2:Intermediate>0</v2:Intermediate>
      <v2:Minor>0</v2:Minor>
    </v2:Version>
    <v2:UploadId>Input Your Information</v2:UploadId>
  </v2:RetrieveDangerousGoodsRequest>
</soapenv:Body>
</soapenv:Envelope>

```

Example 20: Retrieve Dangerous Goods Reply Transaction

```

<SOAP-ENV:Envelope xmlns:SOAP-ENV="http://schemas.xmlsoap.org/soap/envelope/">
  <SOAP-ENV:Header/>
  <SOAP-ENV:Body>
    <RetrieveDangerousGoodsReply xmlns="http://fedex.com/ws/dgds/v2">
      <HighestSeverity>SUCCESS</HighestSeverity>
      <Notifications>
        <Severity>SUCCESS</Severity>
        <Source>dgds</Source>
        <Code>000</Code>
        <Message>SUCCESS</Message>
        <LocalizedMessage>SUCCESS</LocalizedMessage>
      </Notifications>
      <TransactionDetail>
        <CustomerTransactionId>RetrieveDangerousGoodsRequest-Express</CustomerTransactionId>
      </TransactionDetail>
      <Version>
        <ServiceId>dgds</ServiceId>
        <Major>2</Major>
        <Intermediate>0</Intermediate>
        <Minor>0</Minor>
      </Version>
      <ShipmentDetail>
        <UploadedShipmentDetail>
          <Origin>
            <StreetLines>Input Your Information</StreetLines>
            <City>MEMPHIS</City>
            <StateOrProvinceCode>TN</StateOrProvinceCode>
            <PostalCode>381167510</PostalCode>
            <CountryCode>US</CountryCode>
            <Residential>true</Residential>
          </Origin>
          <Destination>
            <StreetLines>Input Your Information</StreetLines>
            <City>RICHMOND</City>

```

```
<StateOrProvinceCode>BC</StateOrProvinceCode>
<PostalCode>V7C4v7</PostalCode>
<CountryCode>CA</CountryCode>
<Residential>false</Residential>
</Destination>
<CarrierCode>FDXE</CarrierCode>
<ServiceType>INTERNATIONAL_PRIORITY</ServiceType>
<ShipDate>2015-12-29</ShipDate>
<Signatory>
  <ContactName>Input Your Information</ContactName>
  <Title>Input Your Information</Title>
  <Place>MEMPHIS</Place>
</Signatory>
<InfectiousSubstanceResponsibleContact>
  <ContactId>Input Your Information</ContactId>
  <PersonName>Input Your Information</PersonName>
  <Title>Input Your Information</Title>
  <CompanyName>Input Your Information</CompanyName>
  <PhoneNumber>Input Your Information</PhoneNumber>
  <PhoneExtension>Input Your Information</PhoneExtension>
  <PagerNumber>Input Your Information</PagerNumber>
  <FaxNumber>Input Your Information</FaxNumber>
  <EmailAddress>Input Your Information</EmailAddress>
</InfectiousSubstanceResponsibleContact>
<EmergencyContactNumber>Input Your Information</EmergencyContactNumber>
<AircraftCategoryType>CARGO_AIRCRAFT_ONLY</AircraftCategoryType>
</UploadedShipmentDetail>
<CompletedShipmentDetail>
  <Regulation>IATA</Regulation>
  <RegulationAttributes>DRY_ICE_DECLARATION_REQUIRED</RegulationAttributes>
  <TotalHandlingUnitCount>3</TotalHandlingUnitCount>
  <AircraftCategoryType>PASSENGER_AND_CARGO_AIRCRAFT</AircraftCategoryType>
  <DangerousGoodsDescriptors>DRY_ICE</DangerousGoodsDescriptors>
  <Options>HAZARDOUS_MATERIALS</Options>
  <ShipmentDryIceDetail>
    <PackageCount>3</PackageCount>
    <TotalWeight>
      <Units>KG</Units>
      <Value>7.0</Value>
    </TotalWeight>
  </ShipmentDryIceDetail>
</CompletedShipmentDetail>
</ShipmentDetail>
<HandlingUnitGroups>
  <UploadedHandlingUnitGroup>
    <Id>Group#1</Id>
    <NumberOfHandlingUnits>1</NumberOfHandlingUnits>
```

```

<TrackingNumberUnits>
  <TrackingIds>
    <TrackingIdType>FEDEX</TrackingIdType>
    <FormId>0441</FormId>
    <TrackingNumber>Input Your Information</TrackingNumber>
  </TrackingIds>
</TrackingNumberUnits>
<HandlingUnit>
  <Attributes>OVERPACK</Attributes>
  <ContainerGroups>
    <NumberOfIdenticalContainers>0</NumberOfIdenticalContainers>
    <Container>
      <ContainerType>Aluminum Boxes</ContainerType>
      <QValue>0.0</QValue>
      <Commodities>
        <Description>
          <IdType>UN</IdType>
          <Id>1845</Id>
          <SequenceNumber>2</SequenceNumber>
          <PackingGroup>UNDEFINED</PackingGroup>
          <PackingInstructions>954</PackingInstructions>
          <AircraftCategoryType>PASSENGER_AND_CARGO_AIRCRAFT</AircraftCategoryType>
          <ProperShippingName>Dry ice</ProperShippingName>
          <PrimaryClass>9</PrimaryClass>
          <ReportableQuantity>false</ReportableQuantity>
          <Percentage>0.0</Percentage>
        </Description>
        <Quantity>
          <Amount>5</Amount>
          <Units>KG</Units>
        </Quantity>
      </Commodities>
    </Container>
  </ContainerGroups>
</HandlingUnit>
</UploadedHandlingUnitGroup>
<HandlingUnitShippingDetail>
  <TrackingNumberUnits>
    <TrackingIds>
      <TrackingIdType>FEDEX</TrackingIdType>
      <FormId>0441</FormId>
      <TrackingNumber>Input Your Information</TrackingNumber>
    </TrackingIds>
  </TrackingNumberUnits>
  <AircraftCategoryType>PASSENGER_AND_CARGO_AIRCRAFT</AircraftCategoryType>
  <DangerousGoodsDescriptors>DRY_ICE</DangerousGoodsDescriptors>
  <Options>HAZARDOUS_MATERIALS</Options>

```

```

    <DryIceWeight>
      <Units>KG</Units>
      <Value>5.0</Value>
    </DryIceWeight>
  </HandlingUnitShippingDetail>
</HandlingUnitGroups>
<HandlingUnitGroups>
  <UploadedHandlingUnitGroup>
    <Id>UDDG1</Id>
    <NumberOfHandlingUnits>2</NumberOfHandlingUnits>
    <TrackingNumberUnits>
      <TrackingIds>
        <TrackingIdType>FEDEX</TrackingIdType>
        <FormId>0441</FormId>
        <TrackingNumber>Input Your Information</TrackingNumber>
      </TrackingIds>
    </TrackingNumberUnits>
    <TrackingNumberUnits>
      <TrackingIds>
        <TrackingIdType>FEDEX</TrackingIdType>
        <FormId>0441</FormId>
        <TrackingNumber>Input Your Information</TrackingNumber>
      </TrackingIds>
    </TrackingNumberUnits>
  </HandlingUnit>
  <Attributes>OVERPACK</Attributes>
  <ContainerGroups>
    <NumberOfIdenticalContainers>0</NumberOfIdenticalContainers>
    <Container>
      <ContainerType>Aluminum Boxes</ContainerType>
      <QValue>0.0</QValue>
      <Commodities>
        <Description>
          <IdType>UN</IdType>
          <Id>1845</Id>
          <SequenceNumber>2</SequenceNumber>
          <PackingGroup>UNDEFINED</PackingGroup>
          <PackingInstructions>954</PackingInstructions>
          <AircraftCategoryType>PASSENGER_AND_CARGO_AIRCRAFT</AircraftCategoryType>
          <ProperShippingName>Dry ice</ProperShippingName>
          <PrimaryClass>9</PrimaryClass>
          <ReportableQuantity>false</ReportableQuantity>
          <Percentage>0.0</Percentage>
        </Description>
        <Quantity>
          <Amount>1</Amount>
          <Units>KG</Units>

```

```

        </Quantity>
    </Commodities>
</Container>
</ContainerGroups>
</HandlingUnit>
</UploadedHandlingUnitGroup>
<HandlingUnitShippingDetail>
    <TrackingNumberUnits>
        <TrackingIds>
            <TrackingIdType>FEDEX</TrackingIdType>
            <FormId>0441</FormId>
            <TrackingNumber>Input Your Information</TrackingNumber>
        </TrackingIds>
    </TrackingNumberUnits>
    <TrackingNumberUnits>
        <TrackingIds>
            <TrackingIdType>FEDEX</TrackingIdType>
            <FormId>0441</FormId>
            <TrackingNumber>Input Your Information</TrackingNumber>
        </TrackingIds>
    </TrackingNumberUnits>
    <AircraftCategoryType>PASSENGER_AND_CARGO_AIRCRAFT</AircraftCategoryType>
    <DangerousGoodsDescriptors>DRY_ICE</DangerousGoodsDescriptors>
    <Options>HAZARDOUS_MATERIALS</Options>
    <DryIceWeight>
        <Units>KG</Units>
        <Value>1.0</Value>
    </DryIceWeight>
</HandlingUnitShippingDetail>
</HandlingUnitGroups>
</RetrieveDangerousGoodsReply>
</SOAP-ENV:Body>
</SOAP-ENV:Envelope>

```

Example 21: Upload Dangerous Goods Request Transaction

```

<soapenv:Envelope xmlns:soapenv="http://schemas.xmlsoap.org/soap/envelope/"
xmlns:v2="http://fedex.com/ws/dgds/v2">
    <soapenv:Header/>
    <soapenv:Body>
        <v2:UploadDangerousGoodsRequest>
            <v2:WebAuthenticationDetail>
                <v2:ParentCredential>
                    <v2:Key>Input Your Information</v2:Key>
                    <v2:Password>Input Your Information</v2:Password>
                </v2:ParentCredential>
                <v2:UserCredential>

```

```
<v2:Key>Input Your Information</v2:Key>
  <v2:Password>Input Your Information</v2:Password>
</v2:UserCredential>
</v2:WebAuthenticationDetail>
<v2:ClientDetail>
  <v2:AccountNumber>Input Your Information</v2:AccountNumber>
  <v2:MeterNumber>Input Your Information</v2:MeterNumber>
  <v2:Region>US</v2:Region>
  <v2:Localization>
    <v2:LanguageCode>EN</v2:LanguageCode>
    <v2:LocaleCode>US</v2:LocaleCode>
  </v2:Localization>
</v2:ClientDetail>
<v2:TransactionDetail>
  <v2:CustomerTransactionId>uploadDangerousGoods-Express</v2:CustomerTransactionId>
</v2:TransactionDetail>
<v2:Version>
  <v2:ServiceId>dgds</v2:ServiceId>
  <v2:Major>2</v2:Major>
  <v2:Intermediate>0</v2:Intermediate>
  <v2:Minor>0</v2:Minor>
</v2:Version>
<v2:ShipmentDetail>
  <v2:Origin>
    <v2:StreetLines>Input Your Information</v2:StreetLines>
    <v2:City>MEMPHIS</v2:City>
    <v2:StateOrProvinceCode>TN</v2:StateOrProvinceCode>
    <v2:PostalCode>381167510</v2:PostalCode>
    <v2:CountryCode>US</v2:CountryCode>
    <v2:Residential>1</v2:Residential>
  </v2:Origin>
  <v2:Destination>
    <v2:StreetLines>Input Your Information</v2:StreetLines>
    <v2:City>RICHMOND</v2:City>
    <v2:StateOrProvinceCode>BC</v2:StateOrProvinceCode>
    <v2:PostalCode>V7C4v7</v2:PostalCode>
    <v2:CountryCode>CA</v2:CountryCode>
  </v2:Destination>
  <v2:CarrierCode>FDXE</v2:CarrierCode>
  <v2:ServiceType>INTERNATIONAL_PRIORITY</v2:ServiceType>
  <v2:ShipDate>2015-12-29</v2:ShipDate>
  <v2:Signatory>
    <v2:ContactName>Input Your Information</v2:ContactName>
    <v2>Title>Input Your Information</v2>Title>
    <v2:Place>MEMPHIS</v2:Place>
  </v2:Signatory>
  <v2:InfectiousSubstanceResponsibleContact>
```



```

    <v2:ContactId>Input Your Information</v2:ContactId>
    <v2:PersonName>Input Your Information</v2:PersonName>
    <v2>Title>Input Your Information</v2>Title>
    <v2:CompanyName>D Company</v2:CompanyName>
    <v2:PhoneNumber>Input Your Information</v2:PhoneNumber>
    <v2:PhoneExtension>Input Your Information</v2:PhoneExtension>
    <v2:PagerNumber>Input Your Information</v2:PagerNumber>
    <v2:FaxNumber>Input Your Information</v2:FaxNumber>
    <v2:EmailAddress>Input Your Information</v2:EmailAddress>
  </v2:InfectiousSubstanceResponsibleContact>
  <v2:EmergencyContactNumber>Input Your Information</v2:EmergencyContactNumber>
  <v2:AircraftCategoryType>CARGO_AIRCRAFT_ONLY</v2:AircraftCategoryType>
</v2:ShipmentDetail>
<v2:HandlingUnitGroups>
  <v2:NumberOfHandlingUnits>1</v2:NumberOfHandlingUnits>
  <v2:HandlingUnit>
    <v2:Attributes>OVERPACK</v2:Attributes>
    <v2:ContainerGroups>
      <v2:Container>
        <v2:ContainerType>Aluminum Boxes</v2:ContainerType>
        <v2:Commodities>
          <v2:Description>
            <v2:IdType>UN</v2:IdType>
            <v2:Id>1845</v2:Id>
            <v2:SequenceNumber>2</v2:SequenceNumber>
            <v2:PackingGroup>UNDEFINED</v2:PackingGroup>
            <v2:PackingInstructions>954</v2:PackingInstructions>
            <v2:AircraftCategoryType>PASSENGER_AND_CARGO_AIRCRAFT</v2:AircraftCategoryType>
            <v2:ProperShippingName>Dry ice</v2:ProperShippingName>
            <v2:PrimaryClass>9</v2:PrimaryClass>
            <v2:Percentage>0.0</v2:Percentage>
          </v2:Description>
          <v2:Quantity>
            <v2:Amount>5</v2:Amount>
            <v2:Units>KG</v2:Units>
          </v2:Quantity>
        </v2:Commodities>
      </v2:Container>
    </v2:ContainerGroups>
  </v2:HandlingUnit>
</v2:HandlingUnitGroups>
</v2:UploadDangerousGoodsRequest>
</soapenv:Body>
</soapenv:Envelope>

```

Example 22: UploadDangerousGoodsReply

```

<SOAP-ENV:Envelope xmlns:SOAP-ENV="http://schemas.xmlsoap.org/soap/envelope/">
  <SOAP-ENV:Header/>
  <SOAP-ENV:Body>
    <UploadDangerousGoodsReply xmlns="http://fedex.com/ws/dgds/v2">
      <HighestSeverity>SUCCESS</HighestSeverity>
      <Notifications>
        <Severity>SUCCESS</Severity>
        <Source>dgds</Source>
        <Code>000</Code>
        <Message>SUCCESS</Message>
        <LocalizedMessage>SUCCESS</LocalizedMessage>
      </Notifications>
      <TransactionDetail>
        <CustomerTransactionId>uploadDangerousGoods-Express</CustomerTransactionId>
      </TransactionDetail>
      <Version>
        <ServiceId>dgds</ServiceId>
        <Major>2</Major>
        <Intermediate>0</Intermediate>
        <Minor>0</Minor>
      </Version>
      <UploadId>Input Your Information</UploadId>
      <CompletedShipmentDetail>
        <Regulation>IATA</Regulation>
        <RegulationAttributes>DRY_ICE_DECLARATION_REQUIRED</RegulationAttributes>
        <TotalHandlingUnitCount>1</TotalHandlingUnitCount>
        <AircraftCategoryType>PASSENGER_AND_CARGO_AIRCRAFT</AircraftCategoryType>
        <DangerousGoodsDescriptors>DRY_ICE</DangerousGoodsDescriptors>
        <Options>HAZARDOUS_MATERIALS</Options>
        <ShipmentDryIceDetail>
          <PackageCount>1</PackageCount>
          <TotalWeight>
            <Units>KG</Units>
            <Value>5.0</Value>
          </TotalWeight>
        </ShipmentDryIceDetail>
      </CompletedShipmentDetail>
      <CompletedHandlingUnitGroups>
        <Id>Group#1</Id>
        <NumberOfHandlingUnits>1</NumberOfHandlingUnits>
        <HandlingUnitShippingDetail>
          <TrackingNumberUnits>
            <TrackingIds>
              <TrackingIdType>FEDEX</TrackingIdType>
              <FormId>0441</FormId>
              <TrackingNumber>Input Your Information</TrackingNumber>
            </TrackingIds>
          </TrackingNumberUnits>
        </HandlingUnitShippingDetail>
      </CompletedHandlingUnitGroups>
    </UploadDangerousGoodsReply>
  </SOAP-ENV:Body>
</SOAP-ENV:Envelope>

```

```

    </TrackingNumberUnits>
    <AircraftCategoryType>PASSENGER_AND_CARGO_AIRCRAFT</AircraftCategoryType>
    <DangerousGoodsDescriptors>DRY_ICE</DangerousGoodsDescriptors>
    <Options>HAZARDOUS_MATERIALS</Options>
    <DryIceWeight>
      <Units>KG</Units>
      <Value>5.0</Value>
    </DryIceWeight>
  </HandlingUnitShippingDetail>
</CompletedHandlingUnitGroups>
</UploadDangerousGoodsReply>
</SOAP-ENV:Body>
</SOAP-ENV:Envelope>

```

Example 23: Delete Dangerous Goods Request

```

<soapenv:Envelope xmlns:soapenv="http://schemas.xmlsoap.org/soap/envelope/"
xmlns:v2="http://fedex.com/ws/dgds/v2">
  <soapenv:Header/>
  <soapenv:Body>
<v2:DeleteDangerousGoodsRequest>
  <v2:WebAuthenticationDetail>
    <v2:ParentCredential>
      <v2:Key>Input Your Information</v2:Key>
      <v2>Password>Input Your Information</v2>Password>
    </v2:ParentCredential>
    <v2:UserCredential>
      <v2:Key>Input Your Information</v2:Key>
      <v2>Password>Input Your Information</v2>Password>
    </v2:UserCredential>
  </v2:WebAuthenticationDetail>
  <v2:ClientDetail>
    <v2:AccountNumber>Input Your Information</v2:AccountNumber>
    <v2:MeterNumber>Input Your Information</v2:MeterNumber>
    <v2:Region>US</v2:Region>
    <v2:Localization>
      <v2:LanguageCode>EN</v2:LanguageCode>
      <v2:LocaleCode>US</v2:LocaleCode>
    </v2:Localization>
  </v2:ClientDetail>
  <v2:TransactionDetail>
    <v2:CustomerTransactionId>DeleteDangerousGoods-Express</v2:CustomerTransactionId>
  </v2:TransactionDetail>
  <v2:Version>
    <v2:ServiceId>dgds</v2:ServiceId>
    <v2:Major>2</v2:Major>
    <v2:Intermediate>0</v2:Intermediate>
  </v2:Version>

```

```
<v2:Minor>0</v2:Minor>  
</v2:Version>  
<v2:UploadId>Input Your Information</v2:UploadId>  
</v2:DeleteDangerousGoodsRequest>  
</soapenv:Body>  
</soapenv:Envelope>
```

Example 24: Delete Dangerous Goods Reply

```

<SOAP-ENV:Envelope xmlns:SOAP-ENV="http://schemas.xmlsoap.org/soap/envelope/">
  <SOAP-ENV:Header/>
  <SOAP-ENV:Body>
    <DeleteDangerousGoodsReply xmlns="http://fedex.com/ws/dgds/v2">
      <HighestSeverity>SUCCESS</HighestSeverity>
      <Notifications>
        <Severity>SUCCESS</Severity>
        <Source>dgds</Source>
        <Code>000</Code>
        <Message>SUCCESS</Message>
        <LocalizedMessage>SUCCESS</LocalizedMessage>
      </Notifications>
      <TransactionDetail>
        <CustomerTransactionId>DeleteDangerousGoods-Express</CustomerTransactionId>
      </TransactionDetail>
      <Version>
        <ServiceId>dgds</ServiceId>
        <Major>2</Major>
        <Intermediate>0</Intermediate>
        <Minor>0</Minor>
      </Version>
    </DeleteDangerousGoodsReply>
  </SOAP-ENV:Body>
</SOAP-ENV:Envelope>

```

Example 25: Modify Dangerous Goods Shipment Request

```

<soapenv:Envelope xmlns:soapenv="http://schemas.xmlsoap.org/soap/envelope/"
  xmlns:v2="http://fedex.com/ws/dgds/v2">
  <soapenv:Header/>
  <soapenv:Body>
    <v2:ModifyDangerousGoodsShipmentRequest>
      <v2:WebAuthenticationDetail>
        <v2:ParentCredential>
          <v2:Key>Input Your Information</v2:Key>
          <v2:Password>Input Your Information</v2:Password>
        </v2:ParentCredential>
        <v2:UserCredential>
          <v2:Key>Input Your Information</v2:Key>
          <v2:Password>Input Your Information</v2:Password>
        </v2:UserCredential>
      </v2:WebAuthenticationDetail>
      <v2:ClientDetail>
        <v2:AccountNumber>Input Your Information</v2:AccountNumber>
        <v2:MeterNumber>Input Your Information</v2:MeterNumber>
        <v2:Region>US</v2:Region>
      </v2:ClientDetail>
    </v2:ModifyDangerousGoodsShipmentRequest>
  </soapenv:Body>
</soapenv:Envelope>

```

```
<v2:Localization>
  <v2:LanguageCode>EN</v2:LanguageCode>
  <v2:LocaleCode>US</v2:LocaleCode>
</v2:Localization>
</v2:ClientDetail>
<v2:TransactionDetail>
  <v2:CustomerTransactionId>ModifyDangerousGoods-Express</v2:CustomerTransactionId>
</v2:TransactionDetail>
<v2:Version>
  <v2:ServiceId>dgds</v2:ServiceId>
  <v2:Major>2</v2:Major>
  <v2:Intermediate>0</v2:Intermediate>
  <v2:Minor>0</v2:Minor>
</v2:Version>
<v2:UploadId>Input Your Information</v2:UploadId>
<v2:ShipmentDetail>
  <v2:Origin>
    <v2:StreetLines>Input Your Information</v2:StreetLines>
    <v2:City>Collierville</v2:City>
    <v2:StateOrProvinceCode>TN</v2:StateOrProvinceCode>
    <v2:PostalCode>38017</v2:PostalCode>
    <v2:CountryCode>US</v2:CountryCode>
    <v2:Residential>0</v2:Residential>
  </v2:Origin>
  <v2:Destination>
    <v2:StreetLines>Input Your Information</v2:StreetLines>
    <v2:City>Colorado Springs</v2:City>
    <v2:StateOrProvinceCode>CO</v2:StateOrProvinceCode>
    <v2:PostalCode>80903</v2:PostalCode>
    <v2:CountryCode>US</v2:CountryCode>
  </v2:Destination>
  <v2:CarrierCode>FDXE</v2:CarrierCode>
  <v2:ServiceType>PRIORITY_OVERNIGHT</v2:ServiceType>
  <v2:ShipDate>2015-12-29</v2:ShipDate>
  <v2:Offeror>FedEx</v2:Offeror>
  <v2:Signatory>
    <v2:ContactName>Input Your Information</v2:ContactName>
    <v2:Title>Input Your Information</v2:Title>
    <v2:Place>MEMPHIS</v2:Place>
  </v2:Signatory>
  <v2:InfectiousSubstanceResponsibleContact>
    <v2:ContactId>Input Your Information</v2:ContactId>
    <v2:PersonName>Input Your Information</v2:PersonName>
    <v2:Title>Input Your Information</v2:Title>
    <v2:CompanyName>Input Your Information</v2:CompanyName>
    <v2:PhoneNumber>Input Your Information</v2:PhoneNumber>
    <v2:PhoneExtension>Input Your Information</v2:PhoneExtension>
```

```

    <v2:PagerNumber>Input Your Information</v2:PagerNumber>
    <v2:FaxNumber>Input Your Information</v2:FaxNumber>
    <v2:EmailAddress>Input Your Information</v2:EmailAddress>
  </v2:InfectiousSubstanceResponsibleContact>
  <v2:EmergencyContactNumber>Input Your Information</v2:EmergencyContactNumber>
  <v2:AircraftCategoryType>CARGO_AIRCRAFT_ONLY</v2:AircraftCategoryType>
</v2:ShipmentDetail>
</v2:ModifyDangerousGoodsShipmentRequest>
</soapenv:Body>
</soapenv:Envelope>

```

Example 26: Modify Dangerous Goods Shipment Reply

```

<SOAP-ENV:Envelope xmlns:SOAP-ENV="http://schemas.xmlsoap.org/soap/envelope/">
  <SOAP-ENV:Header/>
  <SOAP-ENV:Body>
    <ModifyDangerousGoodsShipmentReply xmlns="http://fedex.com/ws/dgds/v2">
      <HighestSeverity>SUCCESS</HighestSeverity>
      <Notifications>
        <Severity>SUCCESS</Severity>
        <Source>dgds</Source>
        <Code>000</Code>
        <Message>SUCCESS</Message>
        <LocalizedMessage>SUCCESS</LocalizedMessage>
      </Notifications>
      <TransactionDetail>
        <CustomerTransactionId>ModifyDangerousGoods-Express</CustomerTransactionId>
      </TransactionDetail>
      <Version>
        <ServiceId>dgds</ServiceId>
        <Major>2</Major>
        <Intermediate>0</Intermediate>
        <Minor>0</Minor>
      </Version>
      <CompletedShipmentDetail>
        <Regulation>IATA</Regulation>
        <RegulationAttributes>DRY_ICE_DECLARATION_REQUIRED</RegulationAttributes>
        <TotalHandlingUnitCount>3</TotalHandlingUnitCount>
        <AircraftCategoryType>PASSENGER_AND_CARGO_AIRCRAFT</AircraftCategoryType>
        <DangerousGoodsDescriptors>DRY_ICE</DangerousGoodsDescriptors>
        <Options>HAZARDOUS_MATERIALS</Options>
        <ShipmentDryIceDetail>
          <PackageCount>3</PackageCount>
          <TotalWeight>
            <Units>KG</Units>
            <Value>3.0</Value>
          </TotalWeight>
        </ShipmentDryIceDetail>
      </CompletedShipmentDetail>
    </ModifyDangerousGoodsShipmentReply>
  </SOAP-ENV:Body>
</SOAP-ENV:Envelope>

```

```

    </ShipmentDryIceDetail>
  </CompletedShipmentDetail>
</ModifyDangerousGoodsShipmentReply>
</SOAP-ENV:Body>
</SOAP-ENV:Envelope>

```

Example 27: Delete Dangerous Goods Handling Unit Request

```

<soapenv:Envelope xmlns:soapenv="http://schemas.xmlsoap.org/soap/envelope/"
  xmlns:v2="http://fedex.com/ws/dgds/v2">
  <soapenv:Header/>
  <soapenv:Body>
    <v2:DeleteDangerousGoodsHandlingUnitRequest>
      <v2:WebAuthenticationDetail>
        <v2:ParentCredential>
          <v2:Key>Input Your Information</v2:Key>
          <v2>Password>Input Your Information</v2>Password>
        </v2:ParentCredential>
        <v2:UserCredential>
          <v2:Key>Input Your Information</v2:Key>
          <v2>Password>Input Your Information</v2>Password>
        </v2:UserCredential>
      </v2:WebAuthenticationDetail>
      <v2:ClientDetail>
        <v2:AccountNumber>Input Your Information</v2:AccountNumber>
        <v2:MeterNumber>Input Your Information</v2:MeterNumber>
        <v2:Region>US</v2:Region>
        <v2:Localization>
          <v2:LanguageCode>EN</v2:LanguageCode>
          <v2:LocaleCode>US</v2:LocaleCode>
        </v2:Localization>
      </v2:ClientDetail>
      <v2:TransactionDetail>
        <v2:CustomerTransactionId>DeleteDangerousGoodsHandlingUnit-
Express</v2:CustomerTransactionId>
      </v2:TransactionDetail>
      <v2:Version>
        <v2:ServiceId>dgds</v2:ServiceId>
        <v2:Major>2</v2:Major>
        <v2:Intermediate>0</v2:Intermediate>
        <v2:Minor>0</v2:Minor>
      </v2:Version>
      <v2:UploadId>Input Your Information</v2:UploadId>
      <v2:HandlingUnitGroupId>UDDG1</v2:HandlingUnitGroupId>
      <v2:TrackingNumbers>Input Your Information</v2:TrackingNumbers>
    </v2:DeleteDangerousGoodsHandlingUnitRequest>
  </soapenv:Body>

```

```
</soapenv:Envelope>
```

Example 28: Delete Dangerous Goods Handling Unit Reply

```
<SOAP-ENV:Envelope xmlns:SOAP-ENV="http://schemas.xmlsoap.org/soap/envelope/">
  <SOAP-ENV:Header/>
  <SOAP-ENV:Body>
    <DeleteDangerousGoodsHandlingUnitReply xmlns="http://fedex.com/ws/dgds/v2">
      <HighestSeverity>SUCCESS</HighestSeverity>
      <Notifications>
        <Severity>SUCCESS</Severity>
        <Source>dgds</Source>
        <Code>000</Code>
        <Message>SUCCESS</Message>
        <LocalizedMessage>SUCCESS</LocalizedMessage>
      </Notifications>
      <TransactionDetail>
        <CustomerTransactionId>DeleteDangerousGoodsHandlingUnit-Express</CustomerTransactionId>
      </TransactionDetail>
      <Version>
        <ServiceId>dgds</ServiceId>
        <Major>2</Major>
        <Intermediate>0</Intermediate>
        <Minor>0</Minor>
      </Version>
      <CompletedShipmentDetail>
        <Regulation>IATA</Regulation>
        <RegulationAttributes>DRY_ICE_DECLARATION_REQUIRED</RegulationAttributes>
        <TotalHandlingUnitCount>2</TotalHandlingUnitCount>
        <AircraftCategoryType>PASSENGER_AND_CARGO_AIRCRAFT</AircraftCategoryType>
        <DangerousGoodsDescriptors>DRY_ICE</DangerousGoodsDescriptors>
        <Options>HAZARDOUS_MATERIALS</Options>
        <ShipmentDryIceDetail>
          <PackageCount>2</PackageCount>
          <TotalWeight>
            <Units>KG</Units>
            <Value>2.0</Value>
          </TotalWeight>
        </ShipmentDryIceDetail>
      </CompletedShipmentDetail>
    </DeleteDangerousGoodsHandlingUnitReply>
  </SOAP-ENV:Body>
</SOAP-ENV:Envelope>
```

8.5 Ship Using FedEx Tracking Number

The dangerous goods upload method returns a FedEx tracking number. Use this tracking number in your shipping transaction in the following WSDL element.

RequestedShipment / RequestedPackageLineItems / specialServiceRequested / DangerousGoodsDetail / UploadedTrackingNumber

Following is a sample shipment request transaction which uses the above mentioned element

```
<soapenv:Envelope xmlns:soapenv="http://schemas.xmlsoap.org/soap/envelope/"
xmlns:v19="http://fedex.com/ws/ship/v19">
  <soapenv:Header/>
  <soapenv:Body>
    <v19:ProcessShipmentRequest>
      <v19:WebAuthenticationDetail>
        <v19:UserCredential>
          <v19:Key>Input Your Information</v19:Key>
          <v19:Password>Input Your Information</v19:Password>
        </v19:UserCredential>
      </v19:WebAuthenticationDetail>
      <v19:ClientDetail>
        <v19:AccountNumber>Input Your Information</v19:AccountNumber>
        <v19:MeterNumber>Input Your Information</v19:MeterNumber>
      </v19:ClientDetail>
      <v19:TransactionDetail>
        <v19:CustomerTransactionId>Ship_International_basic</v19:CustomerTransactionId>
      </v19:TransactionDetail>
      <v19:Version>
        <v19:ServiceId>ship</v19:ServiceId>
        <v19:Major>19</v19:Major>
        <v19:Intermediate>0</v19:Intermediate>
        <v19:Minor>0</v19:Minor>
      </v19:Version>
      <v19:RequestedShipment>
        <v19:ShipTimestamp>2015-12-29T12:34:56-06:00</v19:ShipTimestamp>
        <v19:DropoffType>REGULAR_PICKUP</v19:DropoffType>
        <v19:ServiceType>FEDEX_EXPRESS_SAVER</v19:ServiceType>
        <v19:PackagingType>YOUR_PACKAGING</v19:PackagingType>
        <v19:Shipper>
          <v19:AccountNumber>Input Your Information</v19:AccountNumber>
          <v19:Contact>
```

```
<v19:PersonName>Input Your Information</v19:PersonName>
<v19:CompanyName>Input Your Information</v19:CompanyName>
<v19:PhoneNumber>Input Your Information</v19:PhoneNumber>
<v19:EMailAddress>Input Your Information</v19:EMailAddress>
</v19:Contact>
<v19:Address>
  <v19:StreetLines>Input Your Information</v19:StreetLines>
  <v19:City>MEMPHIS</v19:City>
  <v19:StateOrProvinceCode>TN</v19:StateOrProvinceCode>
  <v19:PostalCode>38117</v19:PostalCode>
  <v19:CountryCode>US</v19:CountryCode>
</v19:Address>
</v19:Shipper>
<v19:Recipient>
  <v19:AccountNumber>Input Your Information</v19:AccountNumber>
  <v19:Contact>
    <v19:PersonName>Input Your Information</v19:PersonName>
    <v19:CompanyName>Input Your Information</v19:CompanyName>
    <v19:PhoneNumber>Input Your Information</v19:PhoneNumber>
    <v19:EMailAddress>Input Your Information</v19:EMailAddress>
  </v19:Contact>
  <v19:Address>
    <v19:StreetLines>Input Your Information</v19:StreetLines>
    <v19:StreetLines>Input Your Information</v19:StreetLines>
    <v19:City>Collierville</v19:City>
    <v19:StateOrProvinceCode>TN</v19:StateOrProvinceCode>
    <v19:PostalCode>38017</v19:PostalCode>
    <v19:CountryCode>US</v19:CountryCode>
  </v19:Address>
</v19:Recipient>
<v19:ShippingChargesPayment>
  <v19:PaymentType>SENDER</v19:PaymentType>
  <v19:Payor>
    <v19:ResponsibleParty>
      <v19:AccountNumber>Input Your Information</v19:AccountNumber>
      <v19:Contact>
        <v19:PersonName>Input Your Information</v19:PersonName>
        <v19:EMailAddress>Input Your Information</v19:EMailAddress>
      </v19:Contact>
    </v19:ResponsibleParty>
  </v19:Payor>
</v19:ShippingChargesPayment>
```

```
<v19:LabelSpecification>
  <v19:LabelFormatType>COMMON2D</v19:LabelFormatType>
  <v19:ImageType>PNG</v19:ImageType>
</v19:LabelSpecification>
<v19:RateRequestTypes>LIST</v19:RateRequestTypes>
<v19:PackageCount>1</v19:PackageCount>
<v19:RequestedPackageLineItems>
  <v19:SequenceNumber>1</v19:SequenceNumber>
  <v19:Weight>
    <v19:Units>LB</v19:Units>
    <v19:Value>40</v19:Value>
  </v19:Weight>
  <v19:Dimensions>
    <v19:Length>5</v19:Length>
    <v19:Width>5</v19:Width>
    <v19:Height>5</v19:Height>
    <v19:Units>IN</v19:Units>
  </v19:Dimensions>
  <v19:PhysicalPackaging>BAG</v19:PhysicalPackaging>
  <specialServiceRequested>
    <DangerousGoodsDetail>
      <UploadedTrackingNumber> 794874646807 </UploadedTrackingNumber>
    </DangerousGoodsDetail>
  </specialServiceRequested>
  <v19:ItemDescription>Book</v19:ItemDescription>
  <v19:CustomerReferences>

<v19:CustomerReferenceType>CUSTOMER_REFERENCE</v19:CustomerReferenceType>
  <v19:Value>NAFTA_COO</v19:Value>
</v19:CustomerReferences>
</v19:RequestedPackageLineItems>
</v19:RequestedShipment>
</v19:ProcessShipmentRequest>
</soapenv:Body>
</soapenv:Envelope>
```

9 Electronic Trade Documents

FedEx® Electronic Trade Documents (ETD) is an international shipping solution that simplifies your international shipping needs. You can submit most of your trade documentation electronically and no longer have to print and attach trade documents. Capturing and sharing critical trade information as early as possible optimizes the customs clearance process. Customs and other agencies receive documents sent electronically faster than paper copies. You have two choices for using FedEx Electronic Trade Documents. You can either upload your own documents or let FedEx generate them for you. See [Shipping Document Service](#) section for details on documents that FedEx can generate).

If you use FedEx generated documents, you can provide the necessary information as specified in the Shipping Document Service section and then specify Electronic Trade Documents as a special service in your ship request. If you also want to receive copies of FedEx generated documents in the ship reply, be sure to also specify RequestedDocumentCopies.

If you are using your own uploaded documents, FedEx Electronic Trade Documents requires FedEx Web Services.

1. Upload your trade documents (Commercial Invoice, Certificate of Origin, etc.) using the UploadDocuments WSDL. After uploading a document successfully, you will receive a Document ID in the reply.
2. Create the FedEx shipment using the ShipService WSDL. You can indicate Electronic Trade Documents as a special service and reference the Document ID for each uploaded document associated with your shipment.

9.1 FedEx ETD Service Details

- For the most current list of Electronic Trade Document-enabled countries, check FedEx website fedex.com/international/etd.
- Valid file types for uploaded documents are PDF, TXT, PNG, JPG, GIF, BMP, TIF, RTF, DOC, and XLS. Before uploading documents, you must convert them to a Base64-encoded string.
- FedEx Electronic Trade Documents does not accept shipments that include dangerous goods, hazardous materials, or dry ice because they require that all paperwork physically accompany them.
- Each uploaded trade document cannot exceed 1 MB.
- A maximum of 5 trade documents can be uploaded per transaction.

For more detailed information about the services offered by FedEx, see the electronic [FedEx Service Guide](#).

9.2 Upload Documents Request Elements

The following Electronic Trade Documents request elements are available from the UploadDocuments WSDL:

Table 78. Electronic Trade Documents Request Elements

Element	Description
Documents/LineNumber	Optional. Specify a positive integer value to sequence your uploaded documents. This value is returned in reply but is not stored with your document.
Documents/CustomerReference	Optional. Specify a string value to provide additional information about the uploaded document.
Documents/DocumentType	Required. Specify the type of document being uploaded. Valid options are: <ul style="list-style-type: none"> • COMMERCIAL_INVOICE • CERTIFICATE_OF_ORIGIN • NAFTA_CERTIFICATE_OF_ORIGIN • PRO_FORMA_INVOICE • OTHER
Documents/FileName	Required. Specify the file name, such as CI.pdf, of the document to be uploaded.
Documents/Content	Required. Provide the document to be uploaded as a Base64-encoded string.
Documents/Expiration Date	Specify the date until which the document is available.
OriginCountryCode	Specify the Origin country code.
DestinationCountryCode	Specify the Destination country code.
DocumentUsageType	Specify the intent or the usage of the documents being uploaded. This provides details about how the documents are relevant to the current transaction. Valid values are: <ul style="list-style-type: none"> • CUSTOMER_INFORMATION • ELECTRONIC_TRADE_DOCUMENTS • PRICING_DOCUMENTS

9.3 Upload Documents Reply Elements

The following Electronic Trade Documents reply elements are available from the UploadDocuments WSDL:

Table 79. Electronic Trade Documents Reply Elements

Element	Description
DocumentStatuses/LineNumber	Returns the number (if any) specified in the UploadDocuments request and returns a value of zero if none is specified. This value is not stored with your document.
DocumentStatuses/CustomerReference	Returns the string (if any) specified in the UploadDocuments request.
DocumentStatuses/DocumentProducer	Returns CUSTOMER.
DocumentStatuses/DocumentType	Returns the type specified in the UploadDocuments request.
DocumentStatuses/FileName	Returns the file name specified in the UploadDocuments request.
DocumentStatuses/Status	Returns the high-level results for the document upload. Valid values: <ul style="list-style-type: none"> • SUCCESS • FAILURE • ERROR
DocumentStatuses/StatusInfo	Returns one or more of the following specific reasons for high-level results: <ul style="list-style-type: none"> • DOCUMENT_CONTENT_FAILED_VIRUS_CHECK • DOCUMENT_CONTENT_MISSING • DOCUMENT_CONTENT_TOO_LARGE • DOCUMENT_FILE_NAME_MISSING • DOCUMENT_FORMAT_NOT_SUPPORTED • DOCUMENT_ID_INVALID • DOCUMENT_ID_MISSING • DOCUMENT_TYPE_INVALID • DOCUMENT_TYPE_MISSING • DOCUMENT_TYPE_NOT_ALLOWED_FOR_ETD • ELECTRONIC_CLEARANCE_NOT_ALLOWED_AT_DESTINATION

Element	Description
	<ul style="list-style-type: none"> ELECTRONIC_CLEARANCE_NOT_ALLOWED_AT_ORIGIN EXPIRATION_DATE_INVALID FILENAME_TOO_LONG UNABLE_TO_PROCESS_DOCUMENT UPLOAD_NOT_ATTEMPTED
DocumentStatuses/MessageReturn	Returns additional information about specific results.
DocumentStatuses/DocumentId	Returns the Document ID you will need to reference when creating your shipment with the ShipService WSDL.

9.4 Ship Request Elements

The following Electronic Trade Documents request elements are available from the ShipService WSDL:

Table 80. Electronic Trade Documents Request Elements

Element	Description
ShipmentSpecialServicesRequested/ EtdDetail/RequestedDocumentCopies	Optional Specify FedEx generated documents for which you want copies returned. Valid values: <ul style="list-style-type: none"> COMMERCIAL_INVOICE CERTIFICATE_OF_ORIGIN NAFTA_CERTIFICATE_OF_ORIGIN PRO_FORMA_INVOICE GENERAL_AGENCY_AGREEMENT
CustomsClearanceDetail	Specifies customs clearance data that is used for both international and intra-country shipping.
DocumentReferences/LineNumber	Optional. Specify a positive integer value to sequence your uploaded documents. This value is not stored with your document.
DocumentReferences/CustomerReference	Optional. Specify a string value to provide additional information about the uploaded document. Use this option to change the CustomerReference specified during document upload.
DocumentReferences/DocumentProducer	Reserved.

Element	Description
	This element is reserved for future use and should not be specified.
DocumentReferences/DocumentType	Optional. Specify the type of uploaded document. Valid values are: <ul style="list-style-type: none"> • COMMERCIAL_INVOICE • CERTIFICATE_OF_ORIGIN • NAFTA_CERTIFICATE_OF_ORIGIN • PRO_FORMA_INVOICE • OTHER Use this element to change the DocumentType specified during document upload.
DocumentReferences/DocumentIDProducer	Details for uploaded documents provided by the shipment initiator. The valid values are: <ul style="list-style-type: none"> • CUSTOMER • FEDEX_CAFE • FEDEX_CSHP • FEDEX_FXRS • FEDEX_GSMW • FEDEX_GTM • FEDEX_INET

Note: Effective October 3, 2016, You can combine your shipments designated as ETD (Electronic Trade Documents) with special services listed in the above table.

9.5 Ship Reply Elements

The following Electronic Trade Documents reply elements are returned from the ShipService WSDL:

Table 81. Electronic Trade Documents Reply Elements

Element	Description
CompletedEtdDetail/UploadDocumentReferenceDetails/ LineNumber	Returns the number (if any) specified in the ProcessShipment request or returns a value of zero if none is specified. This value is not stored with your document.
CompletedEtdDetail/UploadDocumentReferenceDetails/ CustomerReference	Returns the string (if any) specified in the ProcessShipment request.

Element	Description
CompletedEtdDetail/UploadDocumentReferenceDetails/ DocumentProducer	Returns the value (if any) specified in the ProcessShipment request for the uploaded documents in addition to other values for FedEx generated documents such as shipping labels. This element is reserved for future use and should not be specified in the ProcessShipment requests.
CompletedEtdDetail/UploadDocumentReferenceDetails/ DocumentType	Returns the type of document (if any) specified in the ProcessShipment request.
CompletedEtdDetail/UploadDocumentReferenceDetails/ DocumentId	Returns the value specified in the ProcessShipment request for your uploaded documents in addition to other values for FedEx generated documents such as shipping labels.
CompletedEtdDetail/UploadDocumentReferenceDetails/ DocumentIdProducer	Returns the value (if any) specified in the ProcessShipment request for your uploaded documents. This element is reserved for future use and should not be specified in the ProcessShipment requests.
CustomsClearanceDetail	Customs clearance data is used for both international and intra-country shipping.

10 Estimated Duties and Taxes (Express and Ground)

FedEx Estimated Duties and Taxes allows you to request a complete international shipping rate quote for FedEx Express® and FedEx Ground International shipping rate, including applicable duties and taxes. The Estimated Duties and Taxes feature supports the shipping of any product that is classified under the Harmonized Tariff Code and is shipped to or from supported countries.

Note: To sign up for FedEx Estimated Duties and Taxes, contact your FedEx account executive.

10.1 Estimated Duties and Taxes Service Details

Estimated Duties and Tax information is available when shipping any FedEx Express International single-piece or multi-piece shipment and FedEx International Ground single-piece shipments. FedEx International Ground multi-piece shipments are not currently supported by the Estimated Duties and Taxes feature.

To receive an estimate on a shipment's applicable duties and taxes, you must know the following:

- Harmonized Tariff Codes for the product to be shipped
- Unit of measure for the product to be shipped
- Applicable excise conditions

Note the following:

- An estimate is returned only if you are paying all shipping charges and all duties and taxes, or if you are paying the shipping charges only.
- For FedEx Express - the origin/destination pair must be countries supported by the FedEx Trade Tools system. See [Appendix B: U.S. State Codes](#) section of *Web Services Developer Guide* for more information.
- For FedEx Ground - the origin/destination pair must be countries supported by the FedEx Trade Tools system. See [Appendix A: Country Code](#) Tables of *Web Services Developer Guide* for more information.
- Several countries are already supported by Estimated Duties and Taxes, but FedEx may add countries in the future. Results apply only to the country of origin, country of manufacture, and country of destination, as specified by the user.
- This is an estimate only; final charges may vary.
- The estimate may change based on fluctuations in exchange rates and/or changes to tariff rates.
- The estimate includes shipping charges and estimates on duties and taxes only. Total landed costs, which can include additional charges, are not included in this estimate.
- For product shipments to countries that use the costs, insurance, and freight (CIF) value as the basis for customs valuation, Estimated Duties and Taxes distributes insurance and freight costs proportionately to each product. This distribution is based as a percentage of product weight or product value, depending on the rules of the destination country. For countries that do not use CIF as

the basis for customs valuation, transportation and insurance costs are excluded from the calculation. Currently, the Estimated Duties and Taxes feature does not generate compound duty rates and calculations.

- All estimates are calculated based on the lowest available preferential trade agreement rate in effect for the countries selected. If the product does not meet the eligibility criteria for the preferential trade agreement, the actual charges may be higher than the estimate.
- The estimate is based on the value of each commodity in a package, not on the aggregate package value.

For example, assume you need to ship a single package that contains 5 individual commodities. All commodities are valued under \$500, but the dutiable limit for the destination country is \$2,000. In this instance, the system returns a zero duty estimate. Although the aggregate package value exceeds the \$2,000 limit, the system calculates the estimate on a commodity-by-commodity basis, and returns a zero duty estimate.

10.1.1 Unit of Measure

To ensure an accurate estimate, enter a correct unit of measure value in the appropriate element. This element varies depending on the shipped commodity.

Review [Appendix G Harmonized Tariff Unit of Measure Codes](#) section of *Web Services Developer Guide*. If the applicable unit of measure for any commodity being shipped is listed, then that information must be stored in the quantityUnits field or in the additionalMeasures field. For units of measure stored in the additionalMeasures field, an additional placeholder value of EA must be stored in the quantityUnits field.

If the unit of measure is listed, then failure to store the value EA in the quantityUnits field will result in an error.

10.2 Estimated Duties and Taxes Coding Details

Estimated duties and taxes can be requested by using the ShipService and RateService WSDLs.

10.2.1 Estimated Duties and Taxes Request Elements

Use the following elements from the ShipService and RateService WSDLs to code an estimated duties and taxes request:

Table 82. Estimated Duties and Taxes Request Elements

Element	Description
RequestedShipment/EdtRequestType	Optional Specify the types of estimated duties and taxes to be included in a rate quotation for an international shipment. Valid values are: <ul style="list-style-type: none"> • ALL • NONE
EdtCommodityTax/HarmonizedCode	Optional Specify the appropriate Harmonized Tariff Code. Harmonized Tariff Codes are used by customs to determine duties, taxes,

Element	Description
	<p>and clearance requirements for each commodity in your shipment.</p> <p>You can use FedEx® Global Trade Manager to look up your Harmonized Tariff Code and determine which customs documents may be required for your shipment.</p>
EdtCommodityTax/Taxes	Optional Specify the tax amount.
EdtExciseCondition/Category	Optional Specify the excise condition.
EdtExciseCondition/Value	Optional Specify the customer-declared value, with data type and legal values, depending on the excise condition. This element defines the taxable value of the item.
EdtTaxDetail	Optional Specify the tax details.
EdtTaxDetail/TaxType	<p>Optional Specify the tax type. Valid values are:</p> <ul style="list-style-type: none"> • CONSULAR_INVOICE_FEE • CUSTOMS_SURCHARGES • DUTY • EXCISE_TAX • FOREIGN_EXCHANGE_TAX • GENERAL_SALES_TAX • IMPORT_LICENSE_FEE • INTERNAL_ADDITIONAL_TAXES • INTERNAL_SENSITIVE_PRODUCTS_TAX • OTHER • SENSITIVE_PRODUCTS_TAX • STAMP_TAX • STATISTICAL_TAX • TRANSPORT_FACILITIES_TAX
EdtTaxDetail/Name	Optional Specify the tax name.
EdtTaxDetail/EffectiveDate	Optional Specify the effective date.
EdtTaxDetail/TaxableValue	Optional Specify the taxable value.

Element	Description
EdtTaxDetail/Description	Optional Specify the tax description.
EdtTaxDetail/Formula	Optional Specify the tax formula.
EdtTaxDetail/Amount	Optional Specify the tax amount.

11 FedEx Express U.S. Shipping

Use the ShipService WSDL to access the FedEx Express® U.S. shipping features. See [Shipping Services by Region](#) for a list of FedEx Express U.S. services by region.

FedEx Express U.S. shipping offers the following services:

- [Alcohol Shipping](#)
- [Alternate Return Address](#)
- [Delivery Signature Options](#)
- [Dry Ice Shipments](#)
- [FedEx Express U.S. Multiple-Package Shipments](#)
- [Future Day Shipping](#)
- [Hold at FedEx Location](#)
- [FedEx Intra-Country Shipping](#)
- [Masked Data](#)
- [Saturday Service](#)
- [Shipment Notification in the Ship Request](#)
- [Variable Handling Charges](#)

11.1 FedEx Express U.S. Service Details

Before coding a FedEx Express U.S. transaction, you should be familiar with the basic shipping rules for this service:

- FedEx Express U.S. service is available to 50 States with United States of America. Transit times vary depending on the package destination and the service you choose.
- FedEx provides custom packaging for FedEx Express shipments. You may choose to ship using the FedEx® Envelope, FedEx® Pak, FedEx® Box, or FedEx® Tube. You may also ship using your own packaging.
- Both commercial and residential shipments may be shipped using FedEx Express U.S. services. Residential packages must be identified in your shipping transaction.
- There are several options available to you for billing the transaction charges. These billing options include Bill Shipper's FedEx Account, Bill Recipient's FedEx Account, FedEx Ground® COLLECT, and Bill Third Party's FedEx Account.
- The maximum size limit for a FedEx Express U.S. package is 150 lbs. and 119" in length, or 165 total inches in length plus girth (L+2W+2H). If your package exceeds these limits, you must use one of the FedEx Freight® shipping services.

For more detailed information about the services offered by FedEx, see the electronic [FedEx Service Guide](#).

11.1.1 FedEx First Overnight

FedEx First Overnight® provides early-morning delivery between 8 and 10 a.m. depending upon the destination postal code.

- Service days are Monday through Friday, with Saturday pickup available in many areas for an additional charge.
- Available throughout all states except Hawaii (outbound-only from Alaska).
- Available for intra-country shipping in Mexico and Canada.
- Not available to Alaska, but delivery is available from Alaska to many U.S. markets, depending on destination postal code. Not available to or from Hawaii. For more information about Alaska and Hawaii shipments, go to <http://www.fedex.com/us/service-guide/our-services/us/>.

Options include [Saturday Service](#), [Dangerous Goods](#) support for [Dry Ice Shipments](#) only, and [Delivery Signature Options](#)

11.1.2 FedEx First Overnight Freight

FedEx First Overnight® Freight business rules are as follows:

- Service days are Monday through Friday, with Saturday pickup and delivery service available in many areas for palletized shipments.
- Not available to and from Puerto Rico or transborder countries.
- Next-business-day delivery by 8:30 a.m. to H0 and H1 service areas.
- Next-business-day delivery by 9:30 a.m. to H2 service areas.
- Next-business-day delivery by 12:00 p.m. for H3 service areas.
- Pallet or skid size guidelines: up to 70" in height, 119" in length, or 80" in width.
- Individual pallets/skids weighing in excess of 2200 lbs., or larger than 70" in height, 119" in length, or 80" in width require prior approval by calling FedEx Express Freight Customer Service at 1.800.332.0807.
- Packaging type: Customer's Own
- Maximum declared value is \$50,000
- Advance confirmation required. Book space using FedEx Ship Manager at fedex.com or by calling 1.800.332.0807.

Options include [Saturday Service](#), [Dangerous Goods](#), support for Inaccessible Dangerous Goods (IDG), Accessible Dangerous Goods (ADG) and [Dry Ice Shipments](#), [Inside Pickup and Delivery](#), and [Shipment Notification in the Ship Request](#) that includes [FedEx Priority Alert Options](#) (for contracted accounts only), Ship Alert, Exception, and Delivery.

11.1.3 FedEx Priority Overnight

FedEx Priority Overnight® provides next-business-day delivery by 10:30 a.m. to most U.S. addresses, delivery by 5 p.m. to remote areas, and delivery by 1:30 p.m. on Saturdays.

- Service days are Monday through Friday, with Saturday pickup available in many areas for an additional charge.
- Available to and from all 50 states, but not all areas of Alaska and Hawaii.

- Available for intra-Mexico shipping. Also available for intra-country shipping in Canada and Switzerland.
- Delivery to and from many areas of Alaska and Hawaii in 1 or 2 business days. For more information about Alaska and Hawaii shipments, go to <http://www.fedex.com/us/service-guide/our-services/us>.

Options include **Saturday Service, Dangerous Goods, FedEx Ground U.S. Collect On Delivery C.O.D, Delivery Signature Options** and **Hold at FedEx Location**.

11.1.4 FedEx Standard Overnight

FedEx Standard Overnight® provides next-business-day delivery by 3 p.m. to most addresses, and by 4:30 p.m. to rural areas.

- Service days are Monday through Friday, with Saturday pickup available in many areas for an additional charge.
- Available to and from all 50 states, but not all areas of Alaska and Hawaii.
- Available for intra-Mexico shipping. Also available for intra-country shipping in UAE.
- Delivery to and from many areas of Alaska and Hawaii in 1 or 2 business days. For more information about Alaska and Hawaii shipments, go to <http://www.fedex.com/us/service-guide/our-services/us>.
- Options include **Saturday Service, Dangerous Goods, Delivery Signature Options** and **Hold at FedEx Location**.

11.1.5 FedEx 2Day A.M.

FedEx 2Day® A.M. provides second business day delivery by 10:30 a.m. to most business areas. For certain shipments to Alaska and Hawaii, delivery is in three business days.

- Available throughout all 50 U.S. states, Alaska and Hawaii for intra-U.S. shipments only, including the intra-U.S. portion of a Transborder Distribution shipment from Canada and Mexico.
- Delivery in 2 business days by 10:30 a.m. to A1, A2, AA, and A4 service areas.
- Delivery in 2 business days by 12:00 p.m. to A3, A5, and AM service areas.
- When estimating time-in-transit and delivery date, keep in mind delivery days are Monday through Friday.
- Maximum declared value packaging level limit is \$50,000 for FedEx Customer packaging, FedEx® Pak, FedEx® Box, and FedEx® Tube and \$500 for a FedEx® Envelope.
- Maximum size limit is 119" in length, or 165" in length and girth (L+2W+2H). If your package exceeds these dimensions, you must use FedEx Express U.S. Freight as your shipping service.
- Options include **Saturday Service, Dangerous Goods**, support for inaccessible items only, **Delivery Signature Options, Hold at FedEx Location, Returns Shipping**, and **Shipment Notification in the Ship Request** that includes Ship Alert, Exception and Delivery.

Note: Shipment notification is not available while tracking a package.

11.1.6 FedEx Express Saver

FedEx Express Saver® provides delivery in 3 business days to businesses by 4:30 p.m. and to residences by 7 p.m.

- Service days are Monday through Friday, with Saturday pickup available in many areas for an additional charge.
- Available to and from all states except Alaska and Hawaii.

Options are **Saturday Service**, **Dangerous Goods** inaccessible items only, **Delivery Signature Options** and **Hold at FedEx Location**.

11.1.7 Pharmacy Delivery

Pharmacy Delivery allows you to designate pharmacy as the required delivery location for a shipment, bypassing loading docks and receiving areas.

Pharmacy Delivery provides the ability for customers to determine if the pharmacy delivery special service type is available for a shipping destination on a US Domestic Express parcel (non-Freight) shipment.

Notes:

1. This applies to both outbound as well as return shipments (print and email returns).
2. Express tags are not included.
3. For Pharmacy Delivery, US Domestic includes only the 50 US states (including Alaska and Hawaii) and does NOT include Puerto Rico or any of the US territories (i.e., US Virgin Islands, American Samoa, Guam, etc).
4. The packaging types allowed for Pharmacy Delivery are same as those allowed for 'like' shipments without pharmacy delivery.

11.2 FedEx Express U.S. Coding Details

The following coding details apply to FedEx Express U.S. shipping:

- FedEx provides several standard package types and allows you to use your own packaging for FedEx Express shipping.
- Both commercial and residential shipments are allowed with FedEx Express U.S. shipping. Residential shipments are charged a delivery surcharge.

Note: Shipments to residential addresses will be invoiced as Residential Delivery regardless of the information in the ProcessShipmentRequest or RateRequest. The flag is there to ensure you have the surcharge included in your courtesy rate quote. It is helpful if you store the recipient address with the residential surcharge flag in your shipping address book database. If you are unsure about the residential status of an address, use Address Validation to do a residential status check.

- There are several options available to you for billing the transaction charges. These billing options include Bill Shipper's FedEx Account, Bill Recipient's FedEx Account, and Bill Third Party's FedEx Account. Make sure you enter the appropriate FedEx account number if you want recipient or third-party billing. If the account number is missing or incorrect, you will be billed for the shipping costs.
- You can add reference elements to your Ship request which print on the shipping label, the invoice, or both. See the **Reference Elements with Output Location** table for more information.
- The maximum limits for FedEx Express U.S. packages are 150 lbs., 119" in length, and 165" in length plus girth (L+2W+2H).

11.2.1 Express U.S. Basic Ship Request Elements

In addition to the basic complex elements required for all web service requests described in the [Introduction](#), the following elements are available for FedEx Express U.S. ship requests:

Table 83. Recipient Information Elements

Element	Description
RequestedShipment/Company	Required if Contact name is blank.
RequestedShipment/Contact	Required if Company name is blank.
RequestedShipment/StreetLines	At least one street address line is required. This is a multiple occurrence field.
RequestedShipment/City	Required. Specify the recipient city.
RequestedShipment/StateOrProvinceCode	Required. Valid value for FedEx Express – U.S. is U.S. See Appendix B: U.S. State Codes section of <i>Web Services Developer Guide</i> for more information on state codes.
RequestedShipment/Postal Code	Required. Specify the recipient postal code.
RequestedShipment/PhoneNumber	Required. Specify the recipient phone number.

Table 84. Shipment/Package Information Elements

Element	Description
ServiceType	Required. Specify the service type for your shipment/package. Valid values: <ul style="list-style-type: none"> • PRIORITY_OVERNIGHT • STANDARD_OVERNIGHT • FEDEX_2_DAY • FEDEX_2_DAY_AM • FEDEX_EXPRESS_SAVER • FEDEX_FIRST_FREIGHT • FEDEX_FREIGHT_PRIORITY • FEDEX_FREIGHT_ECONOMY • FIRST_OVERNIGHT • SAME_DAY • SAME_DAY_CITY
PackagingType	Required.

Element	Description
	Specify the type of packaging for your shipment. Valid values: <ul style="list-style-type: none"> • FEDEX_BOX • FEDEX_ENVELOPE • FEDEX_PAK • FEDEX_TUBE • YOUR_PACKAGING
Weight	The Weight/Units element must also be included in your Ship request. This element requires either LB (pounds) or KG (kilograms) as the weight unit descriptor. The maximum limits for FedEx Express U.S. packages are 150 lbs. and 119" in length and 165" in length and girth (L+2W+2H).
Height	Optional but recommended if your package type is YOUR_PACKAGING.
Width	Optional but recommended if your package type is YOUR_PACKAGING.
Length	Optional but recommended if your package type is YOUR_PACKAGING.
Units	Required if dimensions are specified. Values are: <ul style="list-style-type: none"> • IN • CM
InsuredValue/Amount	FedEx liability for each package is limited to \$100USD unless a higher value is declared and paid for. Use this element if you want to declare a higher value. <i>Note: "InsuredValue" refers to declared value of the package.</i>
RequestedShipment/ShipTimestamp	Time of shipment based on shipper's time zone. Defaults to CDT. This element must be formatted as follows: <ul style="list-style-type: none"> • The date format must be YYYY-MM-DDTHH:MM:SS-xx:xx. • The time must be in the format: HH:MM:SS using a 24-hour clock. The date and time are separated by the letter T, such as 2009-06-26T17:00:00. • The UTC offset indicates the number of hours/minutes, for example xx:xx from UTC, such as 2009-06-26T17:00:00-05:00 is defined as June 26, 2009 5:00 p.m. Eastern Time. See Appendix M: Time Zones section of <i>Web Services Developer Guide</i> for more information about time zones

Element	Description
Address/Residential	This element must be set to true in order to obtain a residential surcharge included in the estimate of shipping charges returned in the reply. To determine if an address is considered residential, use the Address Validation Service .

Table 85. Label Requirements Elements

Element	Description
LabelSpecification	To identify the format of the label you will receive, elements in the LabelSpecification complex type element should be included in the ProcessShipmentRequest (depending on your label format). More information about label printing is provided in FedEx SmartPost Shipping .

11.2.2 FedEx Express U.S. Ship Reply Elements

In the ShipResponse/ProcessShipmentReply, the following elements are returned for a Ship request:

- Tracking number(s): A tracking number is assigned to all packages. For FedEx® Collect on Delivery (C.O.D.), you receive the origin shipment-status tracking number and the C.O.D. return payment tracking number.
- Rates and surcharges: For more information on the rating elements that are returned in a Ship Reply, see [Rate Services](#). The maximum number of packages in one rate request is 100. For more information about multiple-piece shipments (MPS), see [FedEx Express U.S. Multiple-Package Shipments](#).
- Service commitment.
- Routing code.
- Origin commitment.
- Time-in-transit detail.
- Delivery day.
- Destination location ID.
- Station ID (where applicable).

11.2.3 Reference Elements with Output Location

The ShipService WSDL uses the CustomerReferences/CustomerReferenceType element to define reference information. See [Appendix AB: Customer Reference Elements](#) for the child elements.

Note: These elements can also be configured to print on the thermal label Doc-Tab. For more information, see the Doc-Tab instructions in [Create a Label](#). You may use reference elements to track packages or to tie packages together for a single track request.

See [Tracking and Visibility Services](#) for more information.

11.3 FedEx Express U.S. Multiple-Package Shipments

A multiple-package shipment (MPS) consists of two or more packages shipped to the same recipient. The first package in the shipment request is considered the master package.

To create a multiple-package shipment,

- Include the shipment level information such as TotalWeight, PackageCount, SignatureOptions) on the master package. The SequenceID for this package is 1.
- In the master package reply, assign the tracking number of the first package in the MasterTrackingID element for all subsequent packages. You must return the master tracking number and increment the package number (SequenceID) for subsequent packages.

Note: The maximum number of packages in an MPS request is 200.

11.3.1 Multiple Piece Shipment Request Elements

Table 86. Multiple Piece Shipment Request Elements

Element	Description
SequenceNumber	Each shipment must contain a SequenceNumber. For example, the first package (also known as the master package) has a sequence number of 1. All additional packages are numbered sequentially. This number system is important because the master package carries shipment-level information. Required for multiple-package shipments (MPS). Field Level: Package
MasterTrackingID	The reply for the first package (master package) in a shipment includes the MasterTrackingID element. This element is the MasterTrackingNumber. FormID is included only for C.O.D. shipments. Required for MPS tracking requests and for each subsequent ship request for an MPS. Field Level: Package
MasterTrackingID/TrackingIDType	Field Level: Package Valid values: <ul style="list-style-type: none"> • EXPRESS • FREIGHT • GROUND • USPS • FEDEX <i>Note: Use "FEDEX" when using the standard 34 digit barcode for FedEx Express, FedEx Ground and FedEx SmartPost.</i>
PackageCount	This is the total number of packages in the MPS. Include this element in the master package request. The maximum number of packages in one rate request is 200.

Element	Description
	Field Level: Shipment
TotalShipmentWeight	Total shipment weight is added to the master package in the multiple-package shipment and contains the total weight of all packages in the shipment. Field Level: Shipment

11.3.2 Multiple Piece Shipment Reply Elements

Table 87. Multiple Piece Shipment Reply Elements

Element	Description
PackageSequenceNumber	Returned for all multiple piece shipment (MPS) requests. Indicates the sequence number of the package within the MPS.
MasterTrackingID	Returned in the master package reply for an MPS C.O.D. Includes tracking number and form ID. Used when requesting child pieces in an MPS. The master tracking information will be returned in reply from the first package requested for an MPS. That master tracking information is then inserted into the requests for each additional package requested for that MPS.
MasterTrackingID/TrackingIDType	Valid values: <ul style="list-style-type: none"> EXPRESS FREIGHT GROUND USPS FEDEX <i>Note: Use "FEDEX" when using the new standard 34 digit barcode for FedEx Express, FedEx Ground and FedEx SmartPost.</i>
SpecialServicesRequested/CodDetail/ReturnTrackingId	Optional. Returned in the reply only when used with multipiece COD shipments sent in multiple transactions. Required on last transaction only.

Note: For a FedEx Ground MPS rate request, the reply will include piece-level detail. This information is not available for FedEx Express replies. For a FedEx Express MPS rate request, the reply will include only shipment-level detail.

11.4 Group Multiple Piece Shipments

Multiple Piece Shipments (MPS) group multiple packages prepared with different shipping devices or technologies so that they can be tracked together.

The grouping process will create daily MPS, consisting of 2 or more packages, that have the same ship date, shipper, recipient, payor, service, delivery instructions and shipper-provided reference number. The grouping process links packages coming from the same account, same facility and multiple automation devices.

Group MPS is an opt-in process that must be enabled at the account level by FedEx Sales and Technology support per a shipper's request and shipping process. A shipper will set one reference field within FedEx shipping technology to populate with a unique shipment reference number (e.g., purchase order number).

Contact your FedEx account executive to start the enrollment process.

11.4.1 Group Multiple-Piece Shipment Details

- A shipment must contain two or more packages.
- All packages must have the same ship date.
- All packages must have the same shipper account, address lines, city, state, postal code, and contact name.
- All packages must have the same recipient address lines, city, state, postal code, and contact name.
- All packages must have the same service type.
- All packages must have the same bill-to account.
- FedEx® Delivery Signature Options must be the same for all packages.
- FedEx® Collect on Delivery selections must be the same for all packages.
- Saturday Pickup and Delivery selection must be the same for all packages.
- Hold at FedEx Location selection must be the same for all FedEx Express packages.
- Inside Pickup and Delivery selection must be the same for all FedEx Freight packages.
- FedEx Home Delivery® convenient delivery options must be the same for all packages.
- FedEx Ground shipment integrity selection must be the same for all packages.
- For FedEx Ground, packaging type must be "your packaging" for all packages
- All packages must have the same grouping-trigger reference field value (value cannot be spaces).
- The shipper must be enrolled in the group multiple-piece shipment (MPS) program.
- Signature type must be the same.

12 FedEx Express Freight Services: U.S

FedEx Express® Freight Services is used when for packages that exceed 150 lbs. The freight must be shrink-wrapped and/or banded to a skid. It must be palletized, stackable, and forkliftable. For more detailed information about the services offered by FedEx, see the electronic [FedEx Service Guide](#).

12.1 Express Freight Service Business Rules

12.1.1 FedEx 1Day Freight

FedEx 1Day® Freight service provides next-business-day delivery for packages/skids weighing in excess of 150 lbs. The business rules are:

- Service days are Monday through Friday, with Saturday pickup and delivery available to many major markets.
- For intra-United Kingdom shipments, ship to an address within the U.K. and deliver within the next business day (by end of day). Supports the customer packaging type.
- A booking number is required for this service. Call 1.800.332.0807 to book your freight shipment.
- Available throughout all 50 states; Hawaii service is to and from the island of Oahu only. Not available to Puerto Rico.
- Skid and/or package size and weight: Exceeding 119" in length or 80" in width or 70" in height. Individual packages and/or skids greater than 151 lbs. Skids weighing in excess of 2,200 lbs. require prior approval by FedEx.
- The following special services are allowed (depending on the destination location): [Saturday Service](#), [Dangerous Goods](#), [FedEx Express Collect on Delivery C.O.D.](#), [Hold at FedEx Location](#), and [FedEx Priority Alert Options](#) (for contracted accounts only).

12.1.2 FedEx 2Day Freight

FedEx 2Day® Freight services provide delivery in 2 business days for packages or skids weighing in excess of 150 lbs. The business rules are as follows:

- Service days are Monday through Friday, with Saturday pickup and delivery available to many major markets.
- Available throughout all 50 states; Hawaii service is to and from the island of Oahu only. Not available to Puerto Rico.
- Skid and/or package size and weight: Exceeding 119" in length or 80" in width or 70" in height. Individual packages/skids greater than 151 lbs. Skids weighing in excess of 2,200 lbs. require prior approval by FedEx.
- The following special services are allowed (depending on destination location): [Saturday Service](#), [Dangerous Goods](#), [FedEx Express Collect on Delivery C.O.D.](#), [Hold at FedEx Location](#), and [FedEx Priority Alert Options](#) (for contracted accounts only).

12.1.3 FedEx 3Day Freight

FedEx 3Day[®] Freight services provide delivery in 3 business days for packages or skids weighing in excess of 150 lbs. The business rules are as follows:

- Service days are Monday through Friday with Saturday pickup available to many major markets.
- Available throughout all states except Alaska and Hawaii. Not available to Puerto Rico.
- Skid and/or package size and weight: Exceeding 119" in length or 80" in width or 70" in height. Individual packages and/or skids greater than 151 lbs. Skids weighing in excess of 2,200 lbs. require prior approval by FedEx.
- The following special services are allowed (depending on destination location): **Dangerous Goods**, **FedEx Express Collect on Delivery C.O.D.**, **Hold at FedEx Location**, and **FedEx Priority Alert Options** (for contracted accounts only).

12.1.4 FedEx First Overnight Freight

FedEx First Overnight[®] Freight business rules are as follows:

- Service days are Monday through Friday, with Saturday pickup and delivery service available in major markets.
- Available within all 50 U.S. states including Hawaii (only to the island of Oahu), and not available to and from Puerto Rico or transborder countries.
- Next-business-day delivery by 9:00 a.m. or 10:30 a.m. to most primary service area ZIP codes.
- Pallet or skid size guidelines: up to 70" in height, 119" in length, or 80" in width.
- Individual pallets/skids weighing in excess of 2200 lbs. or larger than 70" in height, 119" in length, or 80" in width require prior approval by calling FedEx Express[®] Freight Services Customer Service at 1.800.332.0807.
- Packaging type: Customer's Own.
- Maximum declared value is \$50,000.
- Advance confirmation required. Book space using FedEx Ship Manager[®] at fedex.com or by calling 1.800.332.0807.
- Options include **Saturday Service**, Dangerous Goods, support for Inaccessible Dangerous Goods (IDG), Accessible Dangerous Goods (ADG) and Dry Ice Shipments, Inside Pickup and Delivery, and **Shipment Notification in the Ship Request** that includes FedEx Priority Alert (for contracted accounts only), Ship Alert, Exception, and Delivery.

12.1.5 Inside Pickup and Delivery

For FedEx Express[®] Freight Services, you may request inside pickup and/or inside delivery. Inside pickup and delivery options are intended for customers who do not have the necessary equipment to move shipments to the loading area. FedEx moves shipments from positions beyond the pickup or delivery site which are directly accessible from the curb and are no more than 50 feet inside the outermost door.

FedEx Inside Pickup and FedEx Inside Delivery are available for FedEx 1Day Freight, FedEx 2Day Freight and FedEx 3Day Freight services and do not require special service contracts with FedEx. If a shipment breakdown is needed to fit a shipment through a doorway, additional charges may be assessed. FedEx does not provide piece count or piece verification when a breakdown of a freight shipment occurs at the delivery site.

12.2 FedEx Express Freight Services Coding Details

Before you begin coding FedEx Express Freight Services U.S., you should know:

- Freight shipping weight must exceed 150 lbs.
- You should use the ServiceAvailability Service to determine what freight services are available for your origin/destination pair.

For more detailed information about the services offered by FedEx, see the electronic [FedEx Service Guide](#).

FedEx Express Freight Services U.S. are included in the ShipService WSDL. In addition to the basic shipping elements required for a FedEx Express shipment, the following elements are available:

Table 88. U.S. Express Freight Detail Elements

Element	Description
ExpressFreightDetail/BookingConfirmationNumber	Optional. An advance booking number is optional for FedEx 1Day Freight. When you call 1.800.332.0807 to book your freight shipment, you will receive a booking number. This booking number is included in the Ship request, and prints on the shipping label.
ExpressFreightDetail/PackingListEnclosed	Optional. If you enclose a packing list with your FedEx Express Freight Services shipment, this element informs FedEx operations that shipment contents can be verified on your packing list.

*Note: Additional services available for FedEx Express Freight Services U.S. include: **Saturday Service, Dangerous Goods, FedEx Express Collect on Delivery C.O.D., Hold at FedEx Location.***

13 FedEx Freight Services

One streamlined network, FedEx Freight[®], offers you two easy service options: FedEx Freight[®] Priority (formerly FedEx Freight) for speed, and FedEx Freight[®] Economy (formerly FedEx National LTL) for savings. The change in services allows FedEx to offer you two levels of service, priority or economy freight, in one fully integrated, nationwide pickup and delivery network.

Choose fast-transit FedEx Freight Priority (formerly FedEx Freight transit times) to meet your supply chain needs. Our all-points coverage and on-time reliability make FedEx Freight Priority the perfect choice for your time-sensitive shipments.

With FedEx Freight Economy, you get reliable, economical delivery to meet your freight shipping needs and budget. All-points coverage and on-time reliability make FedEx Freight Economy the ideal service when you can trade time for savings.

- FedEx Freight[®] Priority focuses on regional next-day and second-day services that provide the benefit of fast-cycle logistics. Delivery is typically in 1 or 2 business days by 5 p.m. for U.S. shipments. Use this service when speed is critical to meet your supply chain needs.
- FedEx Freight[®] Economy provides long-haul service for planned inventory replenishment, with multiple service options to meet your needs. Delivery is typically in 3–5 business days for U.S. shipments. Use this service when you have the option to trade time for savings.

With FedEx Freight, you can ship palletized or non-palletized freight up to 20,000 lbs. in weight and 20 feet in length.

Whatever type of shipping service you need, you will have one Bill of Lading to process your shipments, one invoice statement for less paperwork, one pickup and one delivery for all of your shipments. You will also enjoy simplified account numbers and streamlined web applications, without any changes to your current pricing agreement.

FedEx Freight address labels are optional and contain very little information, compared to FedEx Express and FedEx Ground labels. The PRO number is the equivalent of the FedEx Express[®] / FedEx Ground[®] tracking number. A single PRO number is assigned to an LTL freight shipment, regardless of the number of pallets in the shipment.

Use the ShipService WSDL and the PickupService WSDL to access FedEx Freight shipping features, and use the following ServiceType enumerated values:

- FEDEX_FREIGHT_PRIORITY
- FEDEX_FREIGHT_ECONOMY

See the Freight Elements for information on how to specify the freight elements.

Use either the Shipper Freight Account or the Bill To Freight Account depending on your role.

Shipper: The company or person in the "From" fields on the FedEx shipping document; sometimes called the consignor. The shipper is the party that gives the shipment to the carrier. The shipper is often responsible for the shipping charges, but this is not always the case.

Bill To: "Bill To" is an abbreviation of "Third Party Bill To" which is the company or person that will receive and pay a shipment's invoice.

Freight services and special services (accessorials) are supported via Web Services for rate quote, shipment, and pickup requests. Tracking of freight shipments is also supported. There is no specific element for freight that must be specified in a track request.

13.1 FedEx Freight Service Features

FedEx Freight Priority and FedEx Freight Economy services ship packages within the United States, Canada, Mexico, and Puerto Rico. Specifically, service areas include:

- United States (including to/from Alaska and Hawaii) to: Mexico, Canada, Puerto Rico and within the United States
- Canada to: United States, Puerto Rico and within Canada
- Mexico to: United States, Puerto Rico and within Mexico
- Puerto Rico to: United States, Canada and Mexico

Other service features include the ability to

- Create and print a Bill of Lading (BOL)

Note: The BOL can only be printed in PDF file format.

- Schedule an optional pickup
- Update or cancel a previously scheduled pickup
- Print the BOL in multiple formats (Uniform or VICS)
- Request a rate quote
- Create international customs documents (Commercial Invoice, Certificate of Origin and NAFTA Certificate of Origin)

13.2 FedEx Freight Service Details

Service details play a vital role in getting your shipment delivered and handled correctly. The following service details include information on shipping rules, packaging, Bills of Lading, and restrictions using these services.

13.2.1 Shipping Rules

- Both commercial and residential shipments may be shipped using FedEx Freight Priority and FedEx Freight Economy.
- Residential packages must be identified in your shipping transaction.
- The FreightShipmentDetail/FedExFreightAccountNumber and the corresponding FreightShipmentDetail/FedExFreightBillingContactAndAddress for the given freight account number are required entries for all shipments. The billing contact and address must match that in the FedEx Customer Database for the given account number. The account number and billing information should be that of the party that is presenting the information in the shipment transaction.
- If the FreightShipmentDetail/Role is set to CONSIGNEE, then the PaymentType must be set to RECIPIENT, and the FreightShipmentDetail/CollectTermsType of either STANDARD or NON_RECOURSE_SHIPPER_SIGNED must be specified.
- The ShippingChargesPayment/PaymentType is required entry for all shipments.
Valid values are: SENDER, RECIPIENT or THIRD_PARTY.

- If the ShippingChargesPayment/PaymentType is set to SENDER, then the ShippingChargesPayment/Payor/ResponsibleParty/AccountNumber must be populated with the same account number as that in FreightShipmentDetail/FedExFreightAccountNumber.
- If the ShippingChargesPayment/PaymentType is set to THIRD_PARTY, then ShippingChargesPayment/Payor/ResponsibleParty/Contact and ShippingChargesPayment/Payor/ResponsibleParty/Address must both be populated. Required fields are either the company/person name and the phone number. Required address fields are the street line 1, city, state/province code and country code.
- If the ShippingChargesPayment/PaymentType is set to RECEPIENT, then ShippingChargesPayment/Payor/ResponsibleParty/Contact and ShippingChargesPayment/Payor/ResponsibleParty/Address must both be populated. Required fields are either the company/person name and the phone number. Required address fields are the street line 1, city, state/province code and country code.

13.2.2 Packaging

FedEx provides standard packaging options for FedEx Freight Priority and FedEx Freight Economy shipments.

Freight max dimensions are:

- Height: 106 inches
- Width: 93 inches
- Length: 179 inches

Note: Anything with a length of 180 inches and greater is considered Extreme Length and would need to be flagged as such within in the SpecialServicesRequested element.

For more information on freight packaging guidelines , refer to [Fedex Freight Packaging Guidelines](#) document.

13.2.3 Creating and Printing a Bill of Lading

1. You can indicate within the transaction one of the following formats for a thermal label.
 - a. 4" x 8"
 - b. 4" x 9"
2. You can indicate within the transaction to print a thermal image on plain paper in one of these formats only.
 - a. 4" x 8" PNG or PDF
 - b. 4" x 9" PNG or PDF

13.3 FedEx Freight Priority

With industry-leading on-time performance and fast transit times, FedEx Freight Priority delivers your shipments quickly and reliably. Count on our international and nationwide service for extensive next-day and second-day delivery to your customers, all backed by a no-fee money-back guarantee.*

FedEx Freight Priority service features include:

- Careful handling of shipments.
- Complete coast-to-coast coverage.

- Consistent, on-time reliability.
- Direct delivery to virtually every ZIP code in the continental U.S.
- End-to-end shipment visibility.
- Knowledgeable and dependable employees.
- No-fee money-back guarantee.*
- State-of-the art information technology with end-to-end shipment visibility.

For more information, contact your account executive, or call our customer service team at 1.866.393.4585.

*All services are subject to the **terms and conditions** of the FFX 100 Series Rules Tariff.

13.4 FedEx Freight Economy

FedEx Freight Economy provides economical delivery, focused on your basic freight shipping needs. FedEx takes care of you and your customers with the on-time reliability and careful handling you expect.

FedEx Freight Economy delivers:

- Economical freight solutions.
- Consistent, on-time reliability.
- Direct delivery to virtually every ZIP code in the contiguous U.S.
- State-of-the art information technology with end-to-end shipment visibility.
- Dedicated team of professionals to assist with all of your freight needs.

For more information, contact your account executive, or call our customer service team at 1.866.393.4585.

*All services are subject to the **terms and conditions** of the FFX 100 Series Rules Tariff.

13.5 Custom Delivery Date Options

FedEx Freight Economy supports Custom Delivery Date options to prepare a shipment to be sent at a specific time, on a specific date, or sometime within a specific date range.

13.6 Inside Pickup Service Option

Review the following before shipping using the inside pickup service option.

- Inside pickup service does not require a special service contract with FedEx.
- If a shipment breakdown is needed to fit a shipment through a doorway, additional charges may be assessed.

13.7 FedEx Freight Rates and Surcharges

Freight Priority services and special services (accessorials) are supported via FedEx Web Services for rate quote, shipment, and pickup requests. Tracking of Freight shipments is also supported via the PRO

number. A single PRO number is assigned to a Freight shipment, regardless of the number of pallets in the shipment. If your shipping operation charges handling fees in addition to shipping charges, then you can add these handling fees to your total shipment charge.

For applicable FedEx Freight Priority and FedEx Freight Economy package and freight services, an additional surcharge applies to any package that requires special handling pertaining to the following surcharge types:

- Extreme length
- Freight guarantee
- Liftgate delivery
- Protection from freezing
- Delivery area surcharge

Additionally, a fuel surcharge may apply to shipments destined to select ZIP codes. Find surcharge and fee information in the Fees and Other Shipping Information in the *FedEx Service Guide*. Updates to surcharges and fees are available online at fedex.com/us/2014rates/surcharges-and-fees.html.

Find Freight accessorial service info online at fedex.com/us/freight/rulestariff/AccessorialRates.pdf. For more detailed information about the services offered by FedEx, see the electronic [FedEx Service Guide](#).

Note: LTL Freight Offshore (Alaska, Hawaii, Puerto Rico) rating is not currently supported in the FedEx Web Services solution.

13.8 FedEx Freight Coding Details

In addition to the basic complex elements required for all FedEx Web Services requests, the following elements are available for FedEx Freight Priority and FedEx Freight Economy ship requests:

13.8.1 Freight Elements

Table 89. Freight Request Elements

Element	Description
RequestedShipment/ServiceType	<p>Required</p> <p>Identifies the FedEx service to use in shipping the package. See ServiceType for list of valid enumerated values. Use one of the following enumerated values:</p> <ul style="list-style-type: none"> • FEDEX_FREIGHT_PRIORITY • FEDEX_FREIGHT_ECONOMY
RequestedShipment/ShippingChargesPayment	<p>Optional</p> <p>Descriptive data indicating the method and means of payment to FedEx for providing shipping services. Enter the party responsible for the transportation charges: SENDER, RECIPIENT or THIRD_PARTY.</p>

Element	Description
RequestedShipment/ ShippingChargesPayment/ Payor/ResponsibleParty/ AccountNumber	Optional Identifies the FedEx account number assigned to the customer. If the shipment is a Bill Sender transaction, enter the shipper's FedEx 9 digit Enterprise account number or the 8 or 9 digit Freight account number. If the shipment is Bill Recipient and the payor's FedEx account number is known, enter the payor's FedEx account number.
RequestedShipment/ SpecialServicesRequested/ FreightGuaranteeDetail/Type	Optional. The type of guarantee. Valid values are: <ul style="list-style-type: none"> • GUARANTEED_DATE • GUARANTEED_MORNING <i>Note: The Guaranteed delivery options are available for both the Freight Priority service and the Freight Economy service for an additional charge.</i>
RequestedShipment/ SpecialServicesRequested /FreightGuaranteeDetail/Date	Optional Date for all Freight guarantee types.
RequestedShipment/ FreightShipmentDetail	Optional Data applicable to shipments using FedEx Freight services.
RequestedShipment/ FreightShipmentDetail/ FedExFreightAccountNumber	Required Account number used with FEDEX_FREIGHT services. If the shipper is responsible for the transportation charges, enter the SAME account number in the FedExFreightAccountNumber that is entered in the ShippingChargesPayment/Payor/ResponsibleParty/Account number. If the shipper is not responsible for the transportation charges, enter a valid FedEx Freight 8- or 9-digit account number.
RequestedShipment/ FreightShipmentDetail/ FedExFreightBillingContactAndAddress	Required Enter the Billing Address information in FedExFreightBillingContactAndAddress fields for the above FedExFreightAccountNumber. Entries in FedExFreightAccountNumber and FedExFreightBillingContactAndAddress are required for security purposes.
RequestedShipment/ FreightShipmentDetail/ AlternateBilling	Optional Used in connection with "Send Bill To" (SBT) identification of customer's account used for billing. To bill the transportation charges to someone other than the sender or recipient, enter the FedEx account number (9 digit Enterprise account number or 8 or 9 digit Freight account number). <i>Note: If this option is desired, the ShippingChargesPayment Payment must</i>

Element	Description
	<i>be set to SENDER.</i>
RequestedShipment/ FreightShipmentDetail/ AlternateBilling/AccountNumber	Optional Identifies the FedEx Account number assigned to the customer. If the transportation charges are to be billed to a payor other than the sender or the recipient, enter the FedEx account number (9 digit Enterprise Account number or the 8 or 9 digit Freight account number). <i>Note: If this option is desired, the ShippingChargesPayment/PaymentType must be set to SENDER.</i>
RequestedShipment/ FreightShipmentDetail/ AlternateBilling/Contact	Required Descriptive data identifying the point-of-contact person. If an AlternateBilling/Account number has been specified, enter an AlternateBilling/Contact/PersonName and/or AlternateBilling/Contact/CompanyName associated with the AlternateBilling/Address.
RequestedShipment/ FreightShipmentDetail/ /AlternateBilling/Address	Optional The descriptive data for a physical location. If an AlternateBilling/AccountNumber has been specified, enter the corresponding required Billing Address information associated with the specified AlternateBilling/AccountNumber: <ul style="list-style-type: none">• Street Line• City• State or Province• Country Code
RequestedShipment/ FreightShipmentDetail/ PrintedReferences	Optional Identification values to be printed during creation of a Freight Bill of Lading.
RequestedShipment/ FreightShipmentDetail/ Role	Required Indicates the role of the party submitting the transaction. CONSIGNEE is the equivalent of Collect and SHIPPER is the equivalent of Prepaid. Valid values are: <ul style="list-style-type: none">• CONSIGNEE• SHIPPER
RequestedShipment/ FreightShipmentDetail/ CollectTermsType	Optional Designates the terms of the "collect" payment for a Freight Shipment. Valid values are: <ul style="list-style-type: none">• SECTION_7_SIGNED

Element	Description
	<ul style="list-style-type: none"> • NON-RECOURSE_SHIPPER_SIGNED • STANDARD
RequestedShipment/FreightShipmentDetail/DeclaredValuePerUnit	Optional Identifies the declared value for the shipment.
RequestedShipment/FreightShipmentDetail/DeclaredValueUnits	Optional Identifies the declared value units corresponding to the above defined declared value.
RequestedShipment/FreightShipmentDetail/LiabilityCoverageDetail	Optional Identifies the Liability Coverage Amount. For January 2011, this value represents coverage amount per pound
RequestedShipment/FreightShipmentDetail/Coupons	Optional Identifiers for promotional discounts offered to customers.
RequestedShipment/FreightShipmentDetail/TotalHandlingUnits	Required Total number of individual handling units in the entire shipment (for unit pricing).
RequestedShipment/FreightShipmentDetail/ClientDiscountPercent	Optional Estimated discount rate provided by client for unsecured rate quote.
RequestedShipment/FreightShipmentDetail/PalletWeight	Optional Total weight of pallets used in shipment.
RequestedShipment/FreightShipmentDetail/ShipmentDimensions	Optional Overall shipment dimensions.
RequestedShipment/FreightShipmentDetail/Comment	Optional Description for the shipment.
FreightShipmentDetail/SpecialServicePayments	Optional Specify which party will pay surcharges for any special services which support split billing.
RequestedShipment/FreightShipmentDetail/SpecialServicePayments/SpecialService	Optional Identifies the special service.
RequestedShipment/FreightShipmentDetail/SpecialServicePayments/PaymentType	Optional Indicates who will pay for the special services.

Element	Description
RequestedShipment/FreightShipmentDetail/ HazardousMaterialsEmergencyContactNumber	Optional Must be populated if any line items contain hazardous materials.
RequestedShipment/FreightShipmentDetail/ HazardousMaterialsOfferor	Optional Must be populated with a contact name if any line items contain hazardous materials.
RequestedShipment/FreightShipmentDetail/ LineItems	Optional Details of the commodities in the shipment.
RequestedShipment/FreightShipmentDetail/ /LineItems/FreightClass	Required Freight class for this line item.
RequestedShipment/FreightShipmentDetail/ LineItems/HandlingUnits	Optional Number of individual handling units to which this line applies. <i>Note: Total of line-item-level handling units may not balance to shipment-level total handling units.)</i>
RequestedShipment/FreightShipmentDetail/ /LineItems/Packaging	Required Specification of handling-unit packaging for this commodity or class line.
RequestedShipment/FreightShipmentDetail/ /LineItems/Pieces	Required Number of pieces for this commodity or class line. Maximum supported value for this field is 9999.
RequestedShipment/FreightShipmentDetail/ LineItems/NmfcCode	Optional NMFC Code for commodity.
RequestedShipment/FreightShipmentDetail/ LineItems/HazardousMaterials	Optional Indicates the kind of hazardous material content in this line item.
RequestedShipment/FreightShipmentDetail/ LineItems/BillOfLadingNumber	Optional For printed reference per line item.
RequestedShipment/FreightShipmentDetail/ /LineItems/PurchaseOrderNumber	Optional For printed reference per line item.
RequestedShipment/FreightShipmentDetail/ LineItems/Description	Required Customer-provided description for this commodity or class line.
RequestedShipment/FreightShipmentDetail/ LineItems/Weight	Required Weight for this commodity or class line.

Element	Description
RequestedShipment/FreightShipmentDetail/LinItems/Weight/Units	Identifies the unit of measure associated with a weight value. See the list of enumerated types for valid values. Valid values: <ul style="list-style-type: none"> • KG • LB
RequestedShipment/FreightShipmentDetail/LinItems/Weight/ValueDecimal	Required Identifies the weight value of a package/shipment.
RequestedShipment/FreightShipmentDetail/LinItems/Volume	Optional Volume (cubic measure) for this commodity or class line.
RequestedShipment/ShippingDocumentSpecification	Required Indicates the types of shipping documents produced for the shipper by FedEx.
RequestedShipment/ShippingDocumentSpecification/DangerousGoodsShippersDeclarationDetail	Optional Indicates the instructions on how to print the 1421c form for dangerous goods shipment.
DangerousGoodsShippersDeclarationDetail/Format	Optional Specify characteristics of a shipping document to be produced.
DangerousGoodsShippersDeclarationDetail/CustomerImageUsages	Optional Specify the usage and identification of customer supplied images to be used on this document.
RequestedShipment/ShippingDocumentSpecification/ShippingDocumentTypes	Required Indicates the types of shipping documents requested by the shipper.
RequestedShipment/ShippingDocumentSpecification/FreightAddressLabelDetail/StartingPosition	Optional Specify which quadrant on an 8-1/2" x 11" sheet is the starting quadrant for printing the Freight address labels in a "4 per sheet" configuration. Valid values: <ul style="list-style-type: none"> • BOTTOM_LEFT • BOTTOM_RIGHT • TOP_LEFT • TOP_RIGHT
RequestedShipment/ShippingDocumentSpecification/	Optional If omitted, no doc-tab will be produced (i.e. default - former NONE type).

Element	Description
FreightAddressLabelDetail/DocTab Content	
ShippingDocumentSpecification/ReturnInstructionsDetail	Optional Specify the production of the return instructions document (document characteristics and printing). This information will print on the Return Instructions returned in the transaction for the Print Return Label.
ReturnInstructionsDetail/Format	Optional Common information controlling document production.
ReturnInstructionsDetail/CustomText	Optional Specify additional customer provided text to be inserted into the return document.

Table 88. Optional Freight Request Elements for using Pre-Assigned PRO numbers

Element	Description
RequestedShipment /MasterTrackingId /TrackingIdType	Set the TrackingIdType to FREIGHT
RequestedShipment /MasterTrackingId /TrackingNumber	Set TrackingNumber to the pre-assigned PRO Tracking Number

Notes:

1. Using pre-assigned Pro numbers in your Ship Web Service is only available for LTL Freight shipments and is not supported for Express Freight or small parcel shipping.
2. Your company should contact your FedEx Sales Account Executive if you are interested in using pre-assigned PRO numbers.

Table 90. Optional Pickup Request Elements

Element	Description
CreatePickupRequest/AssociatedAccountNumber	Optional The number associated with the FedEx Account.
CreatePickupRequest/OriginDetail	Optional Descriptive data about the origin of the shipment being picked up by FedEx.
CreatePickupRequest/FreightPickupDetail	Optional Descriptive data for a freight shipment being picked up by FedEx. This element is only required when requesting a

Element	Description
	freight service pickup and should not be used for other types of pickups including FedEx Freight pickups
CreatePickupRequest/CarrierCode	Optional Identifies the FedEx service that is being sent the package pickup request.
CreatePickupRequest/Remarks	Optional Identifies any remarks or comments to be passed to the FedEx courier picking up the shipment.

Table 91. Freight Reply Elements

Element	Description
CompletedShipmentDetail/ ShipmentRating/ActualRateType	The rate type identifies which entry in the following array is considered as presenting the "actual" rates for the shipment.
CompletedShipmentDetail/ ShipmentRating/EffectiveNetDiscount	The "list" total net charges minus "actual" total net charges.
CompletedShipmentDetail/ ShipmentRating/ShipmentRateDetails	Each element of this field provides shipment-level rate totals for a specific rate type.
CompletedShipmentDetail/ ShipmentRating/ShipmentRateDetails/RateType	Type used for this specific set of rate data.
CompletedShipmentDetail/ ShipmentRating/ShipmentRateDetails/RateScale	Indicates the rate scale used.
CompletedShipmentDetail/ ShipmentRating/ShipmentRateDetails/RateZone	Indicates the rate zone used (based on origin and destination).
CompletedShipmentDetail/ ShipmentRating/ShipmentRateDetails/PricingCode	Identifies the type of pricing used for this shipment.
CompletedShipmentDetail/ ShipmentRating/ShipmentRateDetails/ RatedWeightMethod	Indicates which weight was used.
CompletedShipmentDetail/ ShipmentRating/ShipmentRateDetails/ CurrencyExchangeRate	Specify the currency exchange performed on financial amounts for this rate.
CompletedShipmentDetail/ ShipmentRating/ShipmentRateDetails/ SpecialRatingApplied	Indicates which special rating cases applied to this shipment.
CompletedShipmentDetail/ ShipmentRating/ShipmentRateDetails/DimDivisor	The value used to calculate the weight based on the dimensions.
CompletedShipmentDetail/ ShipmentRating/ShipmentRateDetails/ FuelSurchargePercent	Specify a fuel surcharge percentage.

Element	Description
CompletedShipmentDetail/ ShipmentRating/ShipmentRateDetails/ TotalBillingWeight	The weight used to calculate these rates.
CompletedShipmentDetail/ /ShipmentRating/ShipmentRateDetails/ TotalDimWeight	Sum of dimensional weights for all packages.
CompletedShipmentDetail/ ShipmentRating/ShipmentRateDetails/ TotalBaseCharge	The total freight charge that was calculated for this package before surcharges, discounts and taxes.
CompletedShipmentDetail/ ShipmentRating/ShipmentRateDetails/ TotalFreightDiscounts	The total discounts used in the rate calculation.
CompletedShipmentDetail/ ShipmentRating/ShipmentRateDetails/ TotalNetFreight	The freight charge minus discounts.
CompletedShipmentDetail/ ShipmentRating/ShipmentRateDetails/ TotalSurcharges	The total amount of all surcharges applied to this shipment.
CompletedShipmentDetail/ ShipmentRating/ShipmentRateDetails/ TotalNetFedExCharge	This shipment's totalNetFreight + totalSurcharges (not including totalTaxes).
CompletedShipmentDetail/ ShipmentRating/ShipmentRateDetails/ TotalTaxes	Total of the transportation-based taxes.
CompletedShipmentDetail/ /ShipmentRating/ShipmentRateDetails/ TotalNetCharge	The net charge after applying all discounts and surcharges.
CompletedShipmentDetail/ ShipmentRating/ShipmentRateDetails/ TotalRebates	The total sum of all rebates applied to this shipment.
CompletedShipmentDetail/ ShipmentRating/ShipmentRateDetails/ TotalDutiesAndTaxes	Total of all values under this shipment's dutiesAndTaxes; only provided if estimated duties and taxes were calculated for this shipment.
CompletedShipmentDetail/ ShipmentRating/ShipmentRateDetails/ TotalNetChargeWithDutiesAndTaxes	This shipment's totalNetCharge + totalDutiesAndTaxes; only provided if estimated duties and taxes were calculated for this shipment AND duties, taxes and transportation charges are all paid by the same sender's account.
CompletedShipmentDetail/ ShipmentRating/ShipmentRateDetails/ FreightRateDetail	Rate data specific to FedEx Freight services.

Element	Description
CompletedShipmentDetail/ ShipmentRating/ShipmentRateDetails/ FreightRateDetail/QuoteNumber	A unique identifier for a specific rate quotation.
CompletedShipmentDetail/ ShipmentRating/ShipmentRateDetails/ FreightRateDetail/QuoteType	Specify the type of rate quote. Valid values are: <ul style="list-style-type: none"> • AUTOMATED • MANUAL
CompletedShipmentDetail/ ShipmentRating/ShipmentRateDetails/ FreightRateDetail/BaseChargeCalculation	Specify how total base charge is determined.
CompletedShipmentDetail/ShipmentRating/ ShipmentRateDetails/FreightRateDetail/ BaseCharges	Individual charge which contributes to the total base charge for the shipment.
CompletedShipmentDetail/ ShipmentRating/ShipmentRateDetails/ FreightRateDetail/BaseCharges/FreightClass	<p>Freight class type. These values represent the industry-standard freight classes used for FedEx Freight Priority and FedEx Freight Economy shipment description.</p> <p><i>Note: The alphabetic prefixes are required to distinguish these values from decimal numbers on some client platforms.</i></p> <p>Valid values:</p> <ul style="list-style-type: none"> • CLASS_050 • CLASS_055 • CLASS_060 • CLASS_065 • CLASS_070 • CLASS_077_5 • CLASS_085 • CLASS_092_5 • CLASS_100 • CLASS_110 • CLASS_125 • CLASS_150 • CLASS_175 • CLASS_200 • CLASS_250 • CLASS_300

Element	Description
	<ul style="list-style-type: none"> • CLASS_400 • CLASS_500
CompletedShipmentDetail/ ShipmentRating/ShipmentRateDetails/ FreightRateDetail/BaseCharges/RatedAsClass	Effective freight class used for rating this line item.
CompletedShipmentDetail/ ShipmentRating/ShipmentRateDetails/ FreightRateDetail/BaseCharges/NmfcCode	NMFC Code for commodity.
CompletedShipmentDetail/ ShipmentRating/ShipmentRateDetails/ FreightRateDetail/BaseCharges/Description	Customer-provided description for this commodity or class line.
CompletedShipmentDetail/ ShipmentRating/ShipmentRateDetails/ FreightRateDetail/BaseCharges/Weight	Weight for this commodity or class line.
CompletedShipmentDetail/ ShipmentRating/ShipmentRateDetails/ FreightRateDetail/BaseCharges/ChargeRate	Rate or factor applied to this line item.
CompletedShipmentDetail/ ShipmentRating/ShipmentRateDetails/ FreightRateDetail/BaseCharges/ChargeBasis	Identifies the manner in which the chargeRate for this line item was applied.
CompletedShipmentDetail/ ShipmentRating/ShipmentRateDetails/ FreightRateDetail/BaseCharges/ExtendedAmount	The net or extended charge for this line item.
CompletedShipmentDetail/ ShipmentRating/ShipmentRateDetails/ FreightRateDetail/Notations	Human-readable descriptions of additional information on this shipment rating.
CompletedShipmentDetail/ ShipmentRating/ShipmentRateDetails/ FreightRateDetail/Notations/Code	Unique identifier for notation.
CompletedShipmentDetail/ ShipmentRating/ShipmentRateDetails/ FreightRateDetail/Notations/Description	Human-readable explanation of notation.
CompletedShipmentDetail/ ShipmentRating/ShipmentRateDetails/ FreightDiscounts	All rate discounts that apply to this shipment.
CompletedShipmentDetail/ ShipmentRating/ShipmentRateDetails/ Rebates	All rebates that apply to this shipment.
CompletedShipmentDetail/ ShipmentRating/ShipmentRateDetails/ Surcharges	All surcharges that apply to this shipment.

Element	Description
CompletedShipmentDetail/ /ShipmentRating/ShipmentRateDetails/ Taxes	All transportation-based taxes applicable to this shipment.
CompletedShipmentDetail/ ShipmentRating/ShipmentRateDetails/ DutiesAndTaxes	All commodity-based duties and taxes applicable to this shipment.
CompletedShipmentDetail/ ShipmentRating/ShipmentRateDetails/ VariableHandlingCharges	The "order level" variable handling charges.
CompletedShipmentDetail/ ShipmentRating/ShipmentRateDetails/ TotalVariableHandlingCharges	The total of all variable handling charges at both shipment (order) and package level.

14 FedEx Ground U.S. Shipping

Use the Shipping service to access the FedEx Ground® U.S. shipping features.

See [Shipping Services by Region](#) for a list of FedEx Ground U.S. services available by region.

14.1 FedEx Ground U.S. Service Details

The following rules apply to FedEx Ground U.S. shipping:

- Shipments can originate from and be delivered to the 50 United States. Delivery between 1 to 5 business days within the contiguous U.S. and between 3 to 7 business days to and from Alaska and Hawaii.
- No Saturday pickup or delivery for FedEx Ground; shipping and delivery days are Monday through Friday (8 a.m. to close of business day).
- FedEx Ground delivery is not available to P.O. boxes.
- FedEx Ground accepts packages up to 150 lbs. The dimensions must not exceed 108" in length or 165" in length plus girth (L + 2W + 2H).
- HazMat shipments are allowed with restrictions. See [Hazardous Materials FedEx Ground U.S.](#) for details. No hazardous materials can be shipped to or from Alaska and Hawaii.
- If the package is to a business, the service type is FedEx Ground. If the package is to a residence, the service type is FedEx Home Delivery®.
- For information about FedEx Home Delivery, see [FedEx Home Delivery Service Details](#).

Note: The shipper's account number must be enabled for Ground Residential functionality. Once the account number is enabled, the customer may specify a service type of Ground instead of Ground Home Delivery for a shipment weighing less than 70 pounds and destined to a residential address.

For more detailed information about the services offered by FedEx, see the electronic [FedEx Service Guide](#). For more information on International Signature Options, see [Delivery Signature Options](#).

14.1.1 FedEx Ground U.S. Service Options

The following service options are available for use with FedEx Ground U.S. shipping:

- [Alternate Return Address](#)
- [Delivery Signature Options](#)
- [Future Day Shipping](#)
- [FedEx Ground U.S. Collect On Delivery C.O.D.](#)
- [Hazardous Materials FedEx Ground U.S.](#)
- [Hold at FedEx Location](#)
- [FedEx Home Delivery Service Details](#)
- [Masked Data](#)
- [Shipment Notification in the Ship Request](#)

- [Variable Handling Charges](#)

14.2 FedEx Ground U.S. Coding Details

- Both commercial and residential shipments are allowed with FedEx Ground U.S. shipping. If you select FedEx Ground as the shipping service but are shipping to a residential address, the Ship reply returns an error and you must select FedEx Home Delivery as the shipping service. If you are unsure about the residential status of an address, use the Address Validation Service to do a residential status check.
- You can bill shipping costs to your own account, your recipient's FedEx account, or a third-party FedEx account. You should always be sure you enter the appropriate FedEx account number if you want recipient or third-party billing. If the account number is missing or incorrect, you will be billed for the shipping costs.
- You can add reference elements to your Ship request that print on the shipping label, the customer invoice, or both. See the following tables for details.
- FedEx Ground shipments that exceed the published FedEx Ground limits are considered oversize shipments. A surcharge applies to any FedEx Ground package that measures greater than 60" in length but equal to or less than 108" in length. The oversize surcharge is returned in the Ship reply. For more information regarding oversize calculations, see the electronic [FedEx Service Guide](#).
- Nonstandard containers also incur an additional surcharge. The nonstandard container definition is:
 - A package not fully encased in an outer shipping container
 - A package encased in an outer shipping container made of wood
 - A drum or pail (less than 5 gallons) not fully encased in an outer shipping container made of corrugated cardboard
- FedEx Ground shipments may be created as multiple-package shipments (MPS). A multiple-package shipment consists of two or more packages shipped to the same recipient.

14.2.1 Required Elements

The following elements are available to ship a FedEx Ground U.S. package:

Table 92. Recipient Information Elements

Element	Multiple Occurrence	Description
CompanyName	No	Required. The name of the company associated with the recipient.
Contact	No	Required. The name of the person receiving the shipment.
StreetLines	No	Combination of number, street name, and so on. At least one line is required for a valid physical address; empty lines should not be included. Combination of number, street name, street type, and other defining attribute. At least one line is required for a valid physical address; empty lines should not be included.

Element	Multiple Occurrence	Description
		Multiple occurrence field.
City	No	Required. Name of the city or town of the recipient.
StateOrProvinceCode	No	Required. Identifying abbreviation for U.S. state or Canada province. Format and presence of this field will vary, depending on country. For more information, see Appendix B: U.S. State Codes and Appendix C: Canada Province Codes sections of Web Services Developer Guide.
PostalCode	No	Required. Identification of a region (usually small) for mail and package delivery. Format and presence of this field will vary, depending on country.
Country Code	No	Identifies the recipient country.
CountryName	No	Required. The fully spelled out name of a country.
PhoneNumber	No	Required. The recipient's phone number.
Residential	No	Optional. However, if you ship to a residential address and do not include the Residential element, your rate quote will be incorrect.

Table 93. Billing Elements

Element	Multiple Occurrence	Description
ShippingChargesPayment /PaymentType	No	Required. Values are: <ul style="list-style-type: none"> ACCOUNT COLLECT SENDER RECIPIENT THIRD_PARTY
AccountNumber	No	Required. To ensure that shipping and customs charges are billed to the correct account number, include the AccountNumber element that corresponds to the Bill To element if payment type is SENDER, RECIPIENT, or THIRD_PARTY.
Currency	No	Required.

Element	Multiple Occurrence	Description
		<p>The currency code of the monetary exchange for FedEx Services.</p> <p>See Appendix F: Currency Codes section of <i>Web Services Developer Guide</i> for a list of codes.</p> <p><i>Note: FedEx will provide currency conversion using FedEx Web Services. If you enter a currency other than the currency associated with your FedEx account number, rate quotes will be returned based on the specified currency.</i></p>
CountryCode	No	The country code associated with the currency type.
CountryName	No	Optional. The fully spelled out name of a country.
CustomerReferenceType	No	<p>Optional.</p> <p>This element allows you to add reference information that prints on the shipping label and on your invoice. Reference information may also be used to track packages.</p> <p>Values are:</p> <ul style="list-style-type: none"> • BILL_OF_LADING • CUSTOMER_REFERENCE • DEPARTMENT_NUMBER • ELECTRONIC_PRODUCT_CODE • INTRACOUNTRY_REGULATORY_REFERENCE • INVOICE_NUMBER • P_O_NUMBER • RMA_ASSOCIATION • SHIPMENT_INTEGRITY • STORE_NUMBER <p>SHIPMENT_INTEGRITY prints on the Ship ID line on the label for Ground and invoice.</p> <p><i>Note: Reference information is submitted on the shipment level. However, you may add up to three references per shipment. See the Reference Elements with Output Location table for more information about where your reference information prints.</i></p>
CustomerReference/Value	No	Optional.

Element	Multiple Occurrence	Description
		Reference information to be associated with the CustomerReferenceType. For example, if you designate INVOICE_NUMBER in the CustomerReferenceType element, the actual invoice number associated with the package is included in the CustomerReference/Value element.

14.2.2 Multiple-Package Shipment Elements

This option is available for FedEx Express U.S. and international multiple-package shipments (MPS), FedEx Ground U.S. and international MPS, FedEx Express U.S. C.O.D. and international C.O.D. MPS and FedEx Ground U.S. C.O.D. and international C.O.D. MPS.

For more information about MPS see FedEx Express U.S. Multiple-Package Shipments.

Note: Up to 200 MPS packages may be created for one master shipment.

Table 94. Multiple-Package Shipment Elements

Element	Multiple Occurrence	Description
PackageCount	No	Required for MPS. Total number of packages in the shipment.
SequenceNumber	No	Required if PackageCount is greater than 1. The sequence number determines the master package and is important when shipment level information is added for that package. The shipment level information added to a master package applies to all packages in the shipment.
MasterTrackingID	No	Required. The MasterTrackingID element is returned with the first package reply. This element contains both the MasterTrackingNumber and the FormID elements. The MasterTrackingID element must be added to each subsequent ship request for all other packages in the multiple-package shipment.
MasterTrackingID/TrackingIDType	No	Valid values are: <ul style="list-style-type: none"> • EXPRESS • FREIGHT • GROUND • USPS • FEDEX

14.2.3 Package and Shipment Details

Table 95. Package and Shipment Details Elements

Element	Multiple Occurrence	Description
ServiceType	No	<p>Required. Valid values:</p> <ul style="list-style-type: none"> • FEDEX_GROUND • GROUND_HOME_DELIVERY • FEDEX_FREIGHT_PRIORITY • FEDEX_FREIGHT_ECONOMY • SAME_DAY • SAME_DAY_CITY <p><i>Note: If you ship to a residential address, your service type must be GROUND_HOME_DELIVERY.</i></p>
PackagingType	Yes	<p>Required. Valid value: YOUR_PACKAGING.</p>
Weight	Yes	<p>Required. Units and Value are included in this element. Values for the Units element:</p> <ul style="list-style-type: none"> • LB • KG <p>The Value element must contain the actual package weight. For MPS, each ship request must contain the package weight.</p>
TotalWeight	No	<p>Required for MPS. The TotalWeight element is submitted for the master package only, not the subsequent child packages. The master package (designated as 1 in the PackageCount element) contains the total package weight in the multiple-package shipment. Units and Value are included in this Element. Values for the Units element:</p> <ul style="list-style-type: none"> • LB • KG <p>The Value element must contain actual package weight.</p>
Dimensions/Height	Yes	<p>Optional. Submitted in the Ship request on the package level.</p>

Element	Multiple Occurrence	Description
Dimensions/Width	Yes	Optional. Submitted in the Ship request on the package level.
Dimensions/Length	Yes	Optional. Submitted in the Ship request on the package level.
Dimensions/Units	Yes	Required if dimensions (Height, Width, Length) are submitted. Valid values: <ul style="list-style-type: none"> • IN • CM
TotalInsuredValue/Amount	No	You may enter a value in this element to declare additional insured value for this shipment. For MPS, the master package should contain the total insured value for the shipment. No declared value is added to subsequent child shipments.
PreferredCurrency	No	Indicates the currency the shipper requests to have used in all returned monetary values (when a choice is possible).
ShipmentAuthorizationDetail	No	Specify details about the entity responsible for the shipment.
ShipmentAuthorizationDetail /accountNumber	No	Provides details about a specific FedEx customer account.
ShipTimestamp	No	Date of shipment. For FedEx Ground and FedEx Home Delivery packages, this can be the current date or up to 10 days in the future. The date format must be YYYY-MM-DDTHH:MM:SS-xx:xx. The time must be in the format: HH:MM:SS using a 24-hour clock. The date and time are separated by the letter T, such as 2009-06-26T17:00:00. The UTC offset indicates the number of hours/minutes, such as xx:xx, from UTC, such as 2009-06-26T17:00:00-04:00 is defined as June 26, 2009 5:00 p.m. Eastern Time. See <i>Appendix M: Time Zones</i> section of <i>Web Services Developer Guide</i> for more information about time zones.

14.2.4 Label Requirements

Table 96. LabelSpecification Element

Element	Multiple Occurrence	Description
LabelSpecification	No	To identify the type of label format you will receive, elements in the LabelSpecification complex type element should be included in the ProcessShipment request (depending on your label format). More information about label printing is provided in Create a Label .

To determine if special options apply at the shipment level (controls every package in the MPS) or at the package level (levied for a particular package), refer to the following table:

Table 97. Package vs. Shipment Level Shipping Options

Shipping Option	Package vs. Shipment Level
Delivery Signature Options	Shipment
HazMat	Shipment
Reference Elements	Package
Shipment Notification	Package

14.3 FedEx Home Delivery Convenient Delivery

You may also choose from three convenient delivery options for your FedEx Home Delivery shipments:

- FedEx Date Certain Home Delivery®: FedEx contacts the recipient (recipient's phone number is required in transaction) and schedules a specific date for package delivery.
- FedEx Evening Home Delivery®: Just like "Date Certain Delivery," FedEx contacts the customer (recipient's phone number is required in transaction) and schedules an evening package delivery.
- FedEx Appointment Home Delivery®: This option is time-specific. If you want your package delivered at 1:30 on Tuesday, FedEx calls the recipient to confirm this date and time. The recipient phone number is required in the transaction.

Note: FedEx Home Delivery convenient delivery options are requested on the shipment level and incur surcharges.

Table 98. Home Delivery Convenient Delivery Options Elements

Element	Description
HomeDeliveryPremiumDetail/ HomeDeliveryPremiumType	Valid values are: <ul style="list-style-type: none"> • APPOINTMENT • DATE_CERTAIN • EVENING
HomeDeliveryPremiumDetail/Date	Required for FedEx Date Certain Home Delivery. Valid dates are Monday through Saturday.
HomeDeliveryPremiumDetail/	Optional.

Element	Description
DeliveryInstructions	Allows additional delivery instructions are for any FedEx Home Delivery convenient delivery option.
HomeDeliveryPremiumDelivery/ PhoneNumber	Required for FedEx Date Certain Home Delivery and FedEx Appointment Home Delivery. FedEx contacts the recipient at this number to schedule delivery.

14.3.1 Reply Elements

In the ShipResponse/ProcessShipmentReply, the following elements are returned:

- Error messages with severity
- Tracking number(s): Assigned to all packages. For FedEx Ground C.O.D., you receive origin shipment-status tracking number and C.O.D. return payment tracking number.
- Rates and surcharges: For more information, see Registration Service.
- Service commitment
- Routing code
- Origin commitment
- Time in transit detail
- Station ID (where applicable)

14.3.2 Reference Elements with Output Location

The ShipService WSDL includes the CustomerReference/CustomerReferenceType elements. See [Appendix AB: Customer Reference Elements](#) for the child elements.

Note: Additional surcharges apply to FedEx Home Delivery convenient delivery options. These elements can also be configured to print on the thermal label Doc-Tab. For more information, see the [Canada Export International](#).

You may use reference elements to track packages or to tie packages together for a single track request.

14.4 FedEx Home Delivery Service Details

The following rules apply to FedEx Home Delivery (residential flag checked):

- Shipment can originate from and be delivered to 50 States within US, although longer transit times apply to Alaska and Hawaii.
- Shipping and delivery days are Tuesday through Saturday from 9 a.m. to 8 p.m.
- Package weight and size can be up to 70 lbs., 108" in length, or 165" in combined length plus girth (L+2W+2H).
- FedEx Home Delivery is not available to P.O. boxes.
- No HazMat except ORM-D/Limited Quantity packages: see Chapter 23: Hazardous Materials (FedEx Ground U.S.) for details.
- Options include Delivery Signature Options, [Signature Proof of Delivery \(SPOD\)](#), and [FedEx SmartPost Shipping](#).

- Nonstandard packaging: Include this element in your transaction to indicate that your shipment is packaged in a nonstandard or irregularly shaped container (such as a pail). A surcharge may apply. Contact FedEx Ground Customer Service at 1.800.GoFedEx 1.800.463.3339 for guidelines or to find out if your packaging is nonstandard.

- For shipments including alcohol, see [Alcohol Shipping](#) for more information.

Note: The shipper's account number must be enabled for Ground Residential functionality. Once the account number is enabled, the customer may specify a service type of Ground instead of Ground Home Delivery for a shipment weighing less than 70 pounds and destined to a residential address.

- For more detailed information about the services offered by FedEx, see the electronic [FedEx Service Guide](#).

14.4.1 FedEx Home Delivery Convenient Delivery Options

FedEx Home Delivery is part of FedEx Ground shipping. You can use FedEx Home Delivery to ship packages to residential addresses. You can use the basic FedEx Ground transaction for FedEx Home Delivery shipments. You can also use the following options as needed:

1. FedEx Date Certain Home Delivery

Use this convenient delivery option to specify a delivery date for FedEx Home Delivery. For example, if your recipient is available to accept packages on Thursdays only, you may enter a specific Thursday as the delivery date in your shipping transaction.

2. FedEx Evening Home Delivery

Use this convenient delivery option to specify delivery between 5 p.m. and 8 p.m., based on the recipient's local time zone.

14.4.2 FedEx Appointment Home Delivery

Use this convenient delivery option to specify an appointment for delivery. The recipient is contacted by the local FedEx Home Delivery terminal when the shipment arrives, to set a delivery appointment.

15 FedEx Intra-Country Shipping

Use the ShipService WSDL to ship domestically within the countries listed in the following tables. These tables describe shipping areas and services, special handling options, packaging requirements, weight and dimension limits, and coding and service details for intra-country shipping transactions. Intra-country shipping within most European countries and Mexico requires specific test and production credentials for each country. Credentials can be obtained from the Developer Resource Center.

15.1 Services and Service Areas

The service areas for intra-country shipping are detailed below.

15.1.1 Canada

Table 99. Canadian Services

FedEx Ground [®]	FedEx Priority Overnight [®]	FedEx First Overnight [®]	FedEx Standard Overnight [®]	FedEx Economy	FedEx 2Day [®] Service	FedEx 1 Day [®] Freight
X	X	X	X	X	X	X

Note: FedEx Standard Overnight Intra-Canada Express service for non-freight shipments offers delivery by 5:00 pm the next business day (by 8:00pm if residential delivery is selected) with variable day commitment. For more information on International Signature Options, see [Delivery Signature Options](#).

15.1.2 Europe, the Middle East and Africa

Table 100. Europe, the Middle East and Africa Services and Service Areas

Country	FedEx Priority Overnight	FedEx Economy	FedEx Standard Overnight [®]	FedEx 1Day Freight [™]	FedEx [®] Next Day by 9 a.m.	FedEx [®] Next Day by 10 a.m.	FedEx [®] Next Day by 12 noon	FedEx [®] Next Day
Austria	X							
Belgium	X							
Czech Republic	X							
Denmark	X							
Finland	X							
France	X							
Germany	X	X						
Hungary	X							

Country	FedEx Priority Overnight	FedEx Economy	FedEx Standard Overnight®	FedEx 1Day Freight™	FedEx® Next Day by 9 a.m.	FedEx® Next Day by 10 a.m.	FedEx® Next Day by 12 noon	FedEx® Next Day
India	X	X	X					
Italy	X							
Luxembourg	X							
Norway	X							
Poland	X							
Spain	X	X						
Sweden	X							
Switzerland	X							
The Netherlands	X							
United Arab Emirates			X	X				
United Kingdom		X		X	X	X	X	X

Note: Intra-country shipping in Belgium, Denmark, France, Germany, Italy, Luxembourg and the Netherlands was introduced in 2012; however, those services and options have been enhanced for 2013.

15.1.3 Latin America and the Caribbean

Table 101. Latin America and the Caribbean Services and Service Areas

Country	FedEx Priority Overnight®	FedEx First Overnight®	FedEx Economy	FedEx Standard Overnight®	FedEx 1Day® Freight	FedEx 2Day® Freight
Colombia	X		X		X	X
Mexico	X	X	X	X	X	X

15.2 Intra-Country Services Overview

The following information gives an overview of the services that are available for intra-country shipping. Not all services are available in all areas. Refer to **Services and Service Areas** for more information on which services are available and at which location.

15.2.1 FedEx Economy

FedEx Economy® provides delivery in 3 business days to businesses by 4:30 p.m. and to residences by 7 p.m.

For an intra-United Kingdom shipment, you can ship a package to an address within the U.K. and deliver within 2 - 7 business days (by end of day) variable delivery commitment. Supports the customer packaging type.

- Service days are Monday through Friday, with Saturday pickup available in many areas for an additional charge.
- Available for intra-country shipping in Mexico.
- Options are [Dangerous Goods](#) inaccessible items only, [Delivery Signature Options](#), [Hold at FedEx Location](#) and [Saturday Service](#).

15.2.2 FedEx First Overnight

FedEx First Overnight[®] provides early-morning delivery between 8 and 10 a.m. depending upon the destination postal code.

- Service days are Monday through Friday, with Saturday pickup available in many areas for an additional charge.
- Options include [Saturday Service](#), [Dangerous Goods](#) support for [Dry Ice Shipments](#) only, and [Delivery Signature Options](#).

15.2.3 FedEx Priority Overnight

FedEx Priority Overnight[®] provides next-business-day delivery by 10:30 a.m. to most U.S. addresses, by noon, 4:30 p.m. or 5 p.m. in remote areas. Deliveries are also made on Saturdays by noon, 1:30 p.m. or 4:30 p.m.

Service days are Monday through Friday with Saturday pickup and delivery available for an extra charge.

15.2.4 FedEx Standard Overnight

FedEx Standard Overnight[®] provides next-business day delivery by 3 p.m. to most addresses; by 4:30 p.m. to rural areas. Service days are Monday through Friday with Saturday pickup and delivery available for an extra charge.

15.2.5 FedEx 1Day Freight

FedEx 1Day[®] Freight service provides next-business-day delivery for packages/skids weighing in excess of 150 lbs. The business rules are:

- Service days are Monday through Friday, with Saturday pickup and delivery available to many major markets.
- A booking number is required for this service. Call 1.800.332.0807 to book your freight shipment.
- Skid and/or package size and weight: Exceeding 119" in length or 80" in width or 70" in height. Individual packages and/or skids greater than 151 lbs. Skids weighing in excess of 2,200 lbs. require prior approval by FedEx.

15.2.6 FedEx 2Day Freight

FedEx 2Day[®] Freight services provide delivery in 2 business days for packages or skids weighing in excess of 150 lbs. The business rules are as follows:

- Service days are Monday through Friday, with Saturday pickup and delivery available to many major markets.

- Skid and/or package size and weight: Exceeding 119" in length or 80" in width or 70" in height. Individual packages/skids greater than 151 lbs. Skids weighing in excess of 2,200 lbs. require prior approval by FedEx.

15.2.7 FedEx Ground

The following rules apply to FedEx Ground shipping transactions:

- Do not include fields for Saturday delivery or pickup. This service option is not available for FedEx Ground.
- When estimating time-in-transit or ship dates, consider FedEx Ground delivery days: Mon. through Fri. (8 a.m. to close of business day).
- Do not include packages over 150 lbs. in a FedEx Ground shipment.
- Do not include HazMat packages over 70 lbs. in a FedEx Ground shipment.
- Do not include ORM-D/Limited Quantity packages over 66 lbs. in a FedEx Ground shipment.
- Do not include special accessorial Hold at Location with a HazMat or ORM-D/Limited Quantity shipment.
- Do not include packages which exceed 108" in length or 165" in length plus girth (L + 2W + 2H).
- Before you ship hazardous materials, you must be certified to do so. See fedex.com for certification and training information.

15.2.8 FedEx SameDay

FedEx SameDay[®] service provides door-to-door delivery within hours between select cities and postal codes in an area. Use the SAME_DAY element to identify this service type when shipping a package.

Note: This is an intra Mexico service in Web Services. This is not the US domestic FedEx SameDay service.

15.2.9 FedEx SameDay City

FedEx SameDay[®] City service provides cross-city delivery within hours in select cities and postal codes. Pickups and deliveries can be made Monday through Friday.

Use the SAME_DAY_CITY element to identify this service type when shipping a package.

A contract is required to use FedEx SameDay City service. See your FedEx Account Executive for more information about SameDay City.

Note: Manual air waybills are not available with SameDay City service. This is an intra Mexico service in Web Services. This is not the US domestic FedEx SameDay service.

15.3 Special Service Options

The following special services are allowed (depending on the destination location): [Saturday Service](#), [Dangerous Goods](#), [FedEx Express Collect on Delivery C.O.D.](#), [Hold at FedEx Location](#), and [FedEx Priority Alert Options](#) (for contracted accounts only).

15.3.1 Service Options for Canada

These special service options are available in Canada:

- Future Day Shipping

- Hold at Location
- Residential Delivery

15.3.2 Service Options for Latin America and the Caribbean

Table 102. Latin America and the Caribbean Special Service Options

Country	Delivery on Invoice Acceptance	Freight to Collect	Future Day Shipping	Hold at Location	Residential Delivery
Colombia			X	X	X
Mexico		X	X	X	X

15.3.3 Service Options for Europe, the Middle East and Africa

Table 103. Europe, the Middle East and Africa Special Service Options

Country	Dangerous Goods	Dry Ice	Freight to Collect	Future Day	Hold at Location	Holiday Delivery	On Call Pickup	Priority Alert	Priority Alert Plus	Residential Delivery	Returns	Saturday Delivery	Ship Alerts	Special Delivery	Sunday Delivery
Austria	X	X			X		X	X	X		X		X		
Belgium	X	X		X	X		X	X	X	X	X		X		
Czech Republic	X	X			X		X	X	X		X		X		
Denmark	X	X		X	X		X	X	X	X	X		X		
Finland	X	X			X		X	X	X		X		X		
France	X	X		X	X		X	X	X	X	X		X		
Germany	X	X		X	X		X	X	X	X	X		X		
Hungary	X	X			X		X	X	X		X		X		
India	X	X	X	X	X	X	X	X	X				X	X	X
Italy	X	X		X	X		X	X	X	X	X		X		
Luxembourg	X	X		X	X		X	X	X	X	X		X		
The Netherlands	X	X		X	X		X	X	X		X		X		
Norway	X	X			X		X	X	X		X		X		
Poland	X	X			X		X	X	X		X		X		
Russia	X	X			X		X	X	X		X		X		

Country	Dangerous Goods	Dry Ice	Freight to Collect	Future Day	Hold at Location	Holiday Delivery	On Call Pickup	Priority Alert	Priority Alert Plus	Residential Delivery	Returns	Saturday Delivery	Ship Alerts	Special Delivery	Sunday Delivery
Spain	X	X			X		X	X	X		X		X		
Sweden	X	X			X		X	X	X		X		X		
United Kingdom		X						X		X	X	X			

15.3.4 Service Options for India

Not all special service options are available for each service. This table lists the options that are supported with each service.

Table 104. India Special Service Options

Special Service Option	FedEx Priority Overnight	FedEx Standard Overnight	FedEx Economy
Collect on Delivery (C.O.D.)		X	X
Dangerous Goods		X	X
Delivery Invoice Acceptance (D.I.A.)		X	X
Dry Ice		X	X
Freight on Value Carrier Risk	X	X	X
Freight on Value Own Risk	X	X	X
Freight to Collect	X	X	X
Hold at Location	X	X	X
Holiday, Special and Sunday Delivery	X	X	X
Outside Delivery Area (ODA)	X	X	X
Outside Pickup Area (OPA)	X	X	X
Priority Alert		X	
Priority Alert Plus		X	

Note: Freight on Value, C.O.D., D.I.A., and Sunday, Holiday and Special Delivery must be enabled for your account. See your FedEx Account Executive for more information on using these special handling options. Also, ODA is not supported with Hold at Location or Priority Alert/Priority Alert Plus, and Priority Alert is not supported with Inaccessible Dangerous Goods.

15.3.4.1 Collect on Delivery

For intra-India shipments with the Collect on Delivery (C.O.D.) option, FedEx will deliver goods to the consignee, collect payment for those goods and remit the payment to the FedEx customer or shipper. Allows Unsecured Payments (U), Secured Payments (S) and Cash (R). Unsecured payments include personal check, business check and certified check. Secured payments include banker's check and demand draft.

When using this service the following rules apply.

- These are not valid C.O.D. payment options: traveler's checks, credit cards, counter checks, checks endorsed by a third party or checks made payable to FedEx.
- These requirements apply when the C.O.D. option is combined with the D.I.A. special handling option for intra-India shipments:
 - You may select either or both services, such as COD only, DIA only or COD/DIA combined.
 - You must return both the C.O.D. remit and the D.I.A. receipt to the same address if both options are selected.
 - C.O.D. and D.I.A. shipments travel on a separate label from standard shipments and are subject to a surcharge. Outbound shipping attributes, such as size, weight, MPS and so on, are the same as a standard shipment.
 - C.O.D. and D.I.A. special handling options are only available with FedEx Standard Overnight (SO) and FedEx Express Saver (XS).
 - Weight limit is 1-68 kg.
 - Payment/Invoice maximum value is 5,000,000 INR. Cash payment maximum limit is 20,000 INR.
 - Remit shipments for C.O.D. and D.I.A. travel on FedEx Priority Overnight (PO) service and require no clearance support as they are documents.
 - Unless you provide a new delivery address for the remit shipment, the remit will be returned to the original shipper as the default.
 - Freight To Collect is not a valid special handling option with C.O.D. or D.I.A.

15.3.4.2 Delivery on Invoice Acceptance

For intra-India shipments with the Delivery on Invoice Acceptance (D.I.A.) option, you can request that the recipient sign the Commercial Invoice (CI) at delivery and have FedEx return it to the FedEx customer or shipper.

15.3.4.3 Return Receipt

Return Receipt provides formal proof of delivery (POD) to a shipper that includes both FedEx-generated detail Air Waybill information and a formal signature/stamp from the recipient company. The stamped/signed POD is physically returned to the sender.

This special handling option

- Is supported for FedEx Express and FedEx Freight intra-Mexico shipments for manual Air Waybill (AWB) shipping only.
- Includes a flat fee surcharge per shipment. The special handling code used to identify this option is 70.

Note: The Freight To Collect special handling option takes precedence the Return Receipt.

15.3.4.4 Freight to Collect

Freight to Collect (FTC) is a FedEx Express® value-added payment option in which the transportation charges are paid by the recipient in cash at the time of delivery. The shipper account number is required for the shipment as a backup form of payment if the recipient refuses the shipment or cannot pay. The FTC surcharge is applied per shipment with no available discounts; only list rates will apply. Local country standard operating procedures will manage this requirement for paper Air Waybills.

FTC will display on an intra-India and intra-Mexico FTC shipping label, including multiple-piece shipping labels. The FTC amount is not printed unless configured on the doc-tab. The special handling code used to identify this option is 22 and is included on the 1D and 2D barcode.

The following services are available with FTC.

Table 105. Freight to Collect with Intra-Country Shipping

Country	FedEx First Overnight	FedEx Priority Overnight	FedEx Standard Overnight	FedEx 1Day Freight	FedEx 2Day Freight	FedEx Express Saver
Mexico	X	X	X	X	X	X
India		X	X	X		X

15.3.4.5 Rules

- FTC option takes precedence over the selection of FedEx SameDay services and the Return Receipt on a paper Air Waybill (AWB).
- FTC surcharge takes precedence over any other surcharges that would otherwise be applied, such as Commercial Delivery.
- Rate quotes are limited to list rates only.
- Return list rates by specifying the FREIGHT_TO_COLLECT element with the RECIPIENT payment type, without including the account number.
- Return account specific rates by specifying the FREIGHT_TO_COLLECT element with the SENDER payment type and include the account number.

15.3.4.6 Restrictions

FTC cannot be combined with the COD/DIA service option.

15.4 Rules for Colombia

The following information pertains to intra-country shipping within Colombia.

- Packaging Types
 - Only the FedEx Envelope and customer packaging are supported.
- Weight and Dimension Limits

Table 106. Colombia Package Limitations

Packaging	Service	Dimension	Error Message
Customer Packaging	1Day Freight (Express) 2Day Freight (Express)	Weight > 1,000 kgs / 2,206 lbs	0270 "The weight limit for this service type has been exceeded."
		Length > 302 cm / 119 in	0422 "Length cannot be greater than the maximum allowed."

Packaging	Service	Dimension	Error Message
		Width > 302 cm / 119 in	2025 "Width cannot be greater than the maximum allowed."
		Height > 178 cm / 70 in	2083 "Height cannot be greater than the maximum allowed."
		Length + Girth > 1,064 cm / 419 in	0421 "Length & girth combined cannot be greater than the maximum allowed."

15.5 Rules for India

The following information pertains to intra-country shipping within India.

- Collect on Delivery (C.O.D.) and Delivery Invoice Acceptance (D.I.A.)
 - When the shipment is C.O.D. or D.I.A. only, the C.O.D. or D.I.A. return address fields will be used first if included, respectively. If not, the original shipper address will be used.
 - C.O.D. and D.I.A. may be selected together or separately. If both are requested, the existing C.O.D. return fields will be used; there are no combination C.O.D./D.I.A. return fields.
 - If a shipment is both C.O.D. and D.I.A., only one return address will be supported. The return label will be populated with the C.O.D. return address if it is included in the transaction, otherwise the shipper address information will be used. The D.I.A. return fields will be ignored.
 - For Intra-India COD shipments, the COD amount is allowed to be lower than the invoice amount
- Collection Types

The following collection types are supported:

 - Cash
 - Company Check
 - Personal Check
 - Demand Draft
 - Pay Order
- Clearance/Tax Documents

Clearance and/or tax documents may be required for interstate transit.
- Dangerous Goods

Excepted Package Radioactive Reportable Quantity (EPRRQ) shipments are supported for intra-India shipments.
- Hold at Location

Hold at Location and Sunday Delivery special services cannot be combined.
- Limitations on Commercial Value and Weight

For FedEx Express Standard Overnight shipments, the total invoice value cannot exceed 5 million INR and the total weight cannot exceed 68 kgs.
- Multiple Piece Shipments

- If the first piece is FedEx Priority Overnight, then all pieces in the shipment must qualify for FedEx Priority Overnight.
- If any subsequent piece in the shipment does not qualify for FedEx Priority Overnight, then an error is returned for that piece.
- If the invoice value of all pieces in the shipment make the shipment ineligible for FedEx Priority Overnight, then an error is returned and the shipment fails.
- Package Type
 - Only customer packaging is supported.
- Payment Types

The following payment types are supported:

 - Bill Sender
 - Bill Recipient or Consignee
 - Bill Third Party
- Purpose of Shipment
 - Shipments with the purpose of "Sold" are not allowed with Priority Overnight service in India.
 - The purpose of shipment is required for intra-India Standard Overnight and Economy shipments.
- State/Province Code Required
 - The state/province code is required with intra-India shipping.
- Sunday Delivery
 - See Hold at Location above.

15.5.1 Intra-India Shipping Weight and Dimension Limits

Intra-India shipping is only available in the Ship WSDL v12 and higher.

Table 107. Intra-Country Shipping Weights and Dimension Limits

	FedEx Priority Overnight	FedEx Standard Overnight	FedEx Express Saver
Size and Weight Restrictions	Maximum allowable weight for single piece: 31 kg/ 68.2 lbs	Maximum allowable weight for single piece: 68 kg/ 149.6 lbs	Maximum allowable weight for single piece: 68 kg/ 149.6 lbs
Dimensional Limitations	Length: 274 cm/ 108 inches Width: 157 cm/ 62 inches Height: 157 cm/ 62 inches Combined length + girth = 330 cm/ 130 inches Note: <ol style="list-style-type: none"> 1. A shipment is considered oversized if it is more than 274 cm in length or if it is more 330 cm length and girth combined. 2. Length is defined as the longest side of the object or package. 3. Girth is calculated as twice the width plus twice the height of the package. 		

The available Service Types for intra-India shipments are Priority Overnight, Standard Overnight, and FedEx Express Saver. See table [India Special Service Options](#) for guidelines when choosing an intra-India shipping option.

15.5.2 Intra-India Coding Details

Table 108. ProcessShipmentRequest

Element	Description
RequestedShipment	Required Descriptive data about the shipment being sent by the requestor.
RequestedShipment/ShipTimestamp	Required Identifies the date and time the package is tendered to FedEx. Both the date and time portions of the string are expected to be used.
RequestedShipment/DropofType	Required Identifies the method by which the package is to be tendered to FedEx.
RequestedShipment/ServiceType	Required Identifies the FedEx services to use in shipping the package. Valid values: <ul style="list-style-type: none"> • PRIORITY_OVERNIGHT • FEDEX_EXPRESS_SAVER • FEDEX_1_DAY_FREIGHT • STANDARD_OVERNIGHT
RequestedShipment/PackagingType	Required Identifies the packaging used by the requestor for the package. Valid value: YOUR_PACKAGING
RequestedShipment/Shipper	Required Descriptive data identifying the party responsible for shipping the package. Shipper and Origin should have the same address.
RequestedShipment/Recipient	Required Descriptive data identifying the party receiving the package.
RequestedShipment/ShippingChargesPayment/Payment/PaymentType	Descriptive data indicating the method and means of payment to FedEx for providing shipping services. Valid values: <ul style="list-style-type: none"> • ACCOUNT • COLLECT • RECIPIENT

Element	Description
	<ul style="list-style-type: none"> SENDER THIRD_PARTY
RequestedShipment/ SpecialServicesRequested	Descriptive data regarding special services requested by the shipper for this shipment.
RequestedShipment/ SpecialServicesRequested/CodDetail	Descriptive data required for a FedEx COD (Collect-on-Delivery) shipment.
RequestedShipment/ SpecialServicesRequested/ DeliveryOnInvoiceAcceptanceDetail	The Recipient and Tracking ID data for the Delivery On Invoice Acceptance service.
RequestedShipment/ SpecialServicesRequested/ HoldAtLocationDetail	Descriptive data required for a FedEx shipment that is to be held at the destination FedEx location for pickup by the recipient.
RequestedShipment/ SpecialServicesRequested/ ShipmentDryIceDetail	Number of packages in this shipment which contain dry ice and the total weight of the dry ice for this shipment.
RequestedShipment/ CustomsClearanceDetail/FreightOnValue	Identifies responsibilities with respect to loss, damage, etc. Valid values: <ul style="list-style-type: none"> CARRIER_RISK OWN_RISK <i>Note: This element is only valid for intra-India shipping. If this element is added on an international shipment, it will cause a hard stop.</i>
RequestedShipment/ LabelSpecification	Details about the image format and printer type for the label.
RequestedShipment/ RateRequestTypes	Required Specify whether and what kind of rates the customer wishes to have quoted on this shipment. The reply will also be constrained by other data on the shipment and customer.
RequestedShipment/ PackageCount	Required The total number of package in the entire shipment (even when the shipment spans multiple transactions).
RequestedShipment/ RequestedPackageLineItems	One or more package-attribute descriptions, each of which describes an individual package, a group of identical packages, or (for the total-piece-total-weight case) common characteristics of all packages in the shipment.
RequestedShipment/RequestedPackageLineItem/ SpecialServicesRequested/ PackageSpecialServicesRequested/	The types of all special services requested for the enclosing shipment or package. Valid values: <ul style="list-style-type: none"> COD

Element	Description
SpecialServiceTypes	<ul style="list-style-type: none"> DANGEROUS_GOODS DRY_ICE FREIGHT_TO_COLLECT
RequestedShipment/ RequestedPackageLineItem/SpecialServicesRequested/ PackageSpecialServicesRequested/DangerousGoodsDetail	Descriptive data required for a FedEx shipment containing dangerous materials.
RequestedShipment/RequestedPackageLineItems/ SpecialServicesRequested/DangerousGoodsDetail/ UploadedTrackingNumber	Customers reference the previously uploaded DG shipment in the Ship/OpenShip request by passing in 'UploadedTrackingNumber' in the request to complete the shipment and produce the label. DG data upload mode is identified by the presence of UploadedTrackingNumber.
ProcessShipmentRequest/RequestedShipment/ SpecialServicesRequested/ShipmentDryIceDetail	
CreatePickupRequest/ FreightPickupDetail/FreightPickupLineItem/ ShipmentSpecialServicesRequested/ExtraLaborDetail	Specification for labor to be performed with the shipment. List the total labor time in ExtraLaborDetail/Duration.
CreatePickupRequest/FreightPickupDetail/ FreightPickupLineItem/ShipmentSpecialServicesRequested /ExtraLaborDetail	Specify details for a package containing alcohol

An EXTRA_SURFACE_HANDLING_CHARGE will be assessed for all FedEx Express Saver Intra-India shipments.

Note: For more information about C.O.D. coding details, see [FedEx Express C.O.D. Coding Details](#).

Table 109. Intra-India Shipping Surcharge Reply Element

Element	Description
CompletedShipmentDetail/ CompletedPackageDetail/ PackageRating/PackageRateDetail/ Surcharges/ SurchargeType/EXTRA_SURFACE_HANDLING_CHARGE	Surcharge for all FedEx Express Saver Intra-India shipments.

15.6 Rules for Mexico

The following information pertains to intra-country shipping within Mexico.

Contract Required - A contract is required for FedEx Same Day City service. Contact your FedEx sales representative for details.

Packaging Types - Only the FedEx Envelope and customer packaging are supported.

- **Weight and Dimension Limits**

Table 110: Mexico Package Limitations

Packaging	Service	Service Option	Dimension	Error Message
Customer Packaging	First Overnight Priority Overnight Standard Overnight	Priority Alert Priority Alert Plus	Weight > 68 kgs / 150 lbs	0270 "The weight limit for this service type has been exceeded."
			Length > 274 cm / 108 in	0422 "Length cannot be greater than the maximum allowed."
			Width > 274 cm / 108 in	2025 "Width cannot be greater than the maximum allowed."
			Height > 274 cm / 108 in	2083 "Height cannot be greater than the maximum allowed."
			Length + Girth > 330 cm / 130 in	0421 "Length & girth combined cannot be greater than the maximum allowed."

15.6.1 Intra-Mexico Coding Details

Table 111. Intra-Mexico Request Elements

Element	Description
RequestedShipment/ServiceType	Identifies the FedEx services to use in shipping the package. Valid values: <ul style="list-style-type: none"> • FEDEX_1_DAY_FREIGHT • FEDEX_2_DAY_FREIGHT • FIRST_OVERNIGHT • FEDEX_EXPRESS_SAVER • SAME_DAY • SAME_DAY_CITY • PRIORITY_OVERNIGHT • STANDARD_OVERNIGHT

Element	Description
RequestedShipment/ SpecialServicesRequested/SpecialServiceTypes	The types of all special services requested for the enclosing shipment or package. Valid values: FREIGHT_TO_COLLECT Return list rates by specifying the FREIGHT_TO_COLLECT element with the RECIPIENT payment type without including the account number. Return account specific rates by specifying the FREIGHT_TO_COLLECT element with the SENDER payment type and include the account number.

15.7 Rules for The United Kingdom

The following information pertains to intra-country shipping within the United Kingdom.

- **Contract Required**
 Intra-UK shipping must be enabled for your account.
- **Dangerous Goods**
 You must be approved by FedEx before you can ship dangerous goods. Contact your FedEx sales representative for more information.
- **Minimum Billable Weight**
 There is a minimum billable weight of 250 KGS / 550 LBS for a intra-United Kingdom FedEx Freight shipments. Also, the weight must be greater than zero. If it is not, Error Message 0531, "Package weight cannot be zero or left blank," is returned and the transaction fails.
- **Rating**
 Full postal codes are required when requesting rates. Using a partial postal code when requesting rating may result in an incorrect rate quote.
- **Returns**
 Only FedEx Express Return Tags are enabled. If Express Return Tags are not enabled for a specific location, however, then Error Message 2541, "Returns Not Available To and/or From Location" is returned and the shipment fails.

 Express Return tags are limited to single piece shipments and cannot be combined with dangerous goods, dry ice, appointment delivery, Hold at Location, email notifications or rate quotes. FedEx Print Return Labels are not supported for Intra-United Kingdom shipments.

Note: Dimensions are required for freight returns and also limited to one piece per FedEx Express Return Tag request.

15.7.1 Intra-UK Coding Details

Tracking is supported for all intra-UK shipments. In addition to the basic elements required to generate a shipment, the following elements apply specifically to intra-country shipping in the UK.

Table 112. Intra-UK Request Elements

Element	Description
RequestedShipment/ServiceType	Identifies the FedEx service to use in shipping the package. Valid values: <ul style="list-style-type: none"> • FEDEX_DISTANCE_DEFERRED • FEDEX_NEXT_DAY_AFTERNOON • FEDEX_NEXT_DAY_EARLY_MORNING • FEDEX_NEXT_DAY_END_OF_DAY • FEDEX_NEXT_DAY_FREIGHT • FEDEX_NEXT_DAY_MID_MORNING
RequestedShipment/ShippingChargesPayment/PaymentType	Identifies the method of payment for a service. Valid value is SENDER.
RequestedShipment/PackageSpecialServicesRequested	These special services are available at the package level for some or all service types. If the shipper is requesting a special service which requires additional data, the package special service type must be present in the SpecialServiceTypes collection, and the supporting detail must be provided in the appropriate sub-object below.
RequestedShipment/PackageSpecialServicesRequested/SpecialServiceTypes	The types of all special services requested for the enclosing shipment or package.
RequestedShipment/PackageSpecialServicesRequested/DangerousGoodsDetail	Descriptive data required for a FedEx shipment containing dangerous materials. This element is required when SpecialServiceType.DANGEROUS_GOODS or HAZARDOUS_MATERIAL is present in the SpecialServiceTypes collection.
SpecialServicesRequested//DangerousGoodsDetail/UploadedTrackingNumber	This field is used to identify an instance of an uploaded dangerous goods handling unit.
RequestedShipment/PackageSpecialServicesRequested/DangerousGoodsDetail/Regulation	Identifies the source of regulation for hazardous commodity data. Valid values: <ul style="list-style-type: none"> • ADR (Required) • DOT • IATA • ORMD

Element	Description
RequestedShipment/ PackageSpecialServicesRequested/ DangerousGoodsDetail/Options	Indicates which kind of hazardous content (as defined by DOT) is being reported. Valid values: <ul style="list-style-type: none"> • HAZARDOUS_MATERIALS • BATTERY • ORM_D • REPORTABLE_QUANTITIES • SMALL_QUANTITY_EXCEPTION • LIMITED_QUANTITIES_COMMODITIES
RequestedShipment/ PackageSpecialServicesRequested/ DangerousGoodsDetail/Containers	Indicates one or more containers used to pack dangerous goods commodities.
RequestedShipment/ PackageSpecialServicesRequested/ DangerousGoodsDetail/Containers/Packin gType	Indicates whether there are additional inner receptacles within this container.
RequestedShipment/ PackageSpecialServicesRequested/ DangerousGoodsDetail/Containers/Contain erType	Indicates the type of this dangerous goods container, as specified by the IATA packing instructions. For example, steel cylinder, fiberboard box, plastic jerrican and steel drum.
RequestedShipment/ PackageSpecialServicesRequested/ DangerousGoodsDetail/Containers/ RadioactiveContainerClass	Indicates the packaging type of the container used to package the radioactive materials.
RequestedShipment/ PackageSpecialServicesRequested/ DangerousGoodsDetail/Containers/ NumberOfContainers	Indicates the number of occurrences of this container with identical dangerous goods configuration.
RequestedShipment/ PackageSpecialServicesRequested/ DangerousGoodsDetail/ Containers/HazardousCommodities	Documents the kind and quantity of all hazardous commodities in the current container.
RequestedShipment/ PackageSpecialServicesRequested/ DangerousGoodsDetail/Containers/ HazardousCommodities/Description	Identifies and describes an individual hazardous commodity.
RequestedShipment/ PackageSpecialServicesRequested/ DangerousGoodsDetail/Containers/ HazardousCommodities/Quantity	Specify the amount of the commodity in alternate units.

Element	Description
RequestedShipment/ PackageSpecialServicesRequested/ DangerousGoodsDetail/Containers/ HazardousCommodities/InnerReceptacles	This describes the inner receptacle details for a hazardous commodity within the dangerous goods container.
RequestedShipment/ PackageSpecialServicesRequested/ DangerousGoodsDetail/Containers/ HazardousCommodities/Options	Customer-provided specifications for handling individual commodities.
RequestedShipment/ PackageSpecialServicesRequested/ DangerousGoodsDetail/Containers/ HazardousCommodities/RadionuclideDetail	Specify the details of any radio active materials within the commodity.
RequestedShipment/ PackageSpecialServicesRequested/ DangerousGoodsDetail/Containers/ HazardousCommodities	Documents the kinds and quantities of all hazardous commodities in the current container.
RequestedShipment/ PackageSpecialServicesRequested/ DangerousGoodsDetail/Containers/ HazardousCommodities/InnerReceptacles	This describes information about the inner receptacles for the hazardous commodity in a particular dangerous goods container.
RequestedShipment/ PackageSpecialServicesRequested/ DangerousGoodsDetail/Containers/ HazardousCommodities/InnerReceptacles/ Quantity	Specify the amount of the commodity in alternate units.
RequestedShipment/ PackageSpecialServicesRequested/ DangerousGoodsDetail/Containers/ HazardousCommodities/Description	Documents the kinds and quantities of all hazardous commodities in the current package.

Table 113. Intra-UK Reply Elements

Element	Description
ProcessShipmentReply/CompletedShipmentDetail/	The reply payload. All of the returned information about this shipment/package.
ProcessShipmentReply /CompletedShipmentDetail/ HazardousShipmentDetail	Computed shipment level hazardous commodity information.
ProcessShipmentReply /CompletedShipmentDetail/ HazardousShipmentDetail/ADRLicense	Contains the ADR License information, which identifies the license number and ADR category under which the customer is allowed to ship.

Element	Description
ProcessShipmentReply /CompletedShipmentDetail/ HazardousShipmentDetail/ ADRLicense/LicenseOrPermitDetail	This contains the ADR License information, which identifies the license number, the effective date and the expiration date under which the customer is allowed to ship.
ProcessShipmentReply /CompletedShipmentDetail/ CompletedPackageDetails	Package level details about this package.
ProcessShipmentReply /CompletedShipmentDetail/ CompletedPackageDetails /HazardousPackageDetail	Documents the kinds and quantities of all hazardous commodities in the current package using updated hazardous commodity description data.
ProcessShipmentRepl /CompletedShipmentDetail/ CompletedPackageDetails/ HazardousPackageDetail/Containers	Describes the kinds and quantities of all hazardous commodities in the current package.
ProcessShipmentReply/CompletedShipme ntDetail/ CompletedPackageDetails /HazardousPackageDetail/ Containers/HazardousCommodities	Documents the kinds and quantities of all hazardous commodities in the current package.
ProcessShipmentReply/CompletedShipme ntDetail/ CompletedPackageDetails /HazardousPackageDetail/ Containers/ HazardousCommodities/MassPoints	The mass points are a calculation used by ADR regulations for measuring the risk of a particular hazardous commodity.
ProcessShipmentReply/CompletedShipme ntDetail/ CompletedPackageDetails /HazardousPackageDetail /Containers/HazardousCommodities/Descr iption	Identifies and describes an individual hazardous commodity.
ProcessShipmentReply/ CompletedShipmentDetail/ CompletedPackageDetails/ HazardousPackageDetail/ Containers/HazardousCommodities/ Description/TunnelRestrictionCode	<p>There are five categories of tunnel categorization with A representing the least restrictive and "E" as the most restrictive. Category "A," as the least restrictive, will not be sign-posted. Category "E", the most restrictive, only allows the passage of UN2919, UN3291, UN3331, UN3359 and UN3373.</p> <p>The categorization is based on the assumption that in tunnels there are three major dangers which may cause numerous victims or serious damage to the tunnel itself. These are:</p> <ul style="list-style-type: none"> • Explosions • Release of toxic gas or volatile toxic liquid

Element	Description
	<ul style="list-style-type: none"><li data-bbox="734 310 841 333">• Fires

16 FedEx SmartPost Shipping

FedEx SmartPost® and FedEx SmartPost® Returns each require a service contract. To sign up for FedEx SmartPost outbound shipping or FedEx SmartPost Returns, contact your FedEx account executive.

FedEx SmartPost helps you consolidate and deliver high volumes of low-weight, non time-critical business-to-consumer packages using the United States Postal Service (USPS) for final delivery to residences. This service provides delivery Monday through Saturday to all residential addresses in the U.S., including P.O. boxes and military APO and FPO destinations.

FedEx SmartPost also offers FedEx SmartPost Returns service, delivery and shipment email notifications for U.S. outbound shipments, customizable labels, and Future Day shipping.

16.1 FedEx SmartPost Service Details

FedEx SmartPost Service includes the following features:

- FedEx SmartPost is available for shipments originating in the 48 contiguous United States only. Alaska, Hawaii, Puerto Rico, and the U.S. territories are not included as origin points.
- The FedEx SmartPost service allows delivery to all 50 American States and territories, including PO boxes and military locations (Army Post office - APO, Fleet Post Office - FPO, Diplomatic Post Office - DPO), and Puerto Rico.
- FedEx SmartPost supports customer packaging only. Because FedEx SmartPost employs the USPS for final delivery to residences, packages are subject to USPS restrictions.
- Future Day shipping is available for FedEx SmartPost shipments.
- Saturday delivery is possible by USPS. No FedEx surcharge applies in this case.
- Packages can only be tracked using the FedEx tracking Number or USPS tracking number.
- Eligible payment types are Bill Sender/ Recipient/ 3rd Party or Associated Account.
- FedEx SmartPost Returns provides a U.S. to U.S. returns service for all shippers with more than 100 returns a day. Once contracted, a shipper can use any service for their outbound shipping and still use FedEx SmartPost Returns. Both print and email return label options are available. Consumers can conveniently return packages from all 50 states, Puerto Rico, U.S. territories and military locations simply by placing it in their mailbox, dropping it off at their local Post Office, at a USPS collection box or handing it off to a USPS carrier by taking advantage of a free package pickup. Estimated shipping rates are not available for SmartPost Returns.

Note: A separate account number is given for FedEx SmartPost outbound shipments and FedEx SmartPost Returns. If a customer is contracted with return services, they need to use the associate account rollup to a national number.

Note: For SmartPost Shipments, Address Line1 and Address Line2 are limited to 30 characters.

For Standard Mail, Bound Printed Matter, and Media the following dimensions restriction applies:

- Dimensions: No more than 84" in combined length and girth (L+2W+2H).
- No one dimension greater than 60".
- Minimum dimensions are 6" L x 4" W x 1".

For Parcel Select the following restrictions apply:

- Dimensions: No more than 130" in combined length and girth.
- No one dimension can be greater than 60".
- Minimum Dimensions are 6" L X 4" W X 1".

For more detailed information about FedEx SmartPost outbound shipping and returns, go to fedex.com/us/smartpost.

16.1.1 FedEx SmartPost Request Elements

In addition to the elements required for all requests, the following elements are included in the FedEx SmartPost request:

Table 114. FedEx SmartPost Request Elements

Element	Description
ProcessShipmentRequest /RequestedShipment /ServiceType	Required. Specify SMART_POST for FedEx SmartPost shipping services.
RequestedShipment /SmartPostShipmentDetail /SmartPostShipmentProcessingOptionsRequested	Through this option, an existing SmartPost small shipper or return shipper can specify to have the Ground tracking number provided in the shipment reply. This is a contingency feature in case the customer requires the Ground tracking number for internal processes or for tracking SmartPost shipments. The Ground tracking number will only be provided for existing SmartPost small shippers or return shippers. Customers will have the same reporting and tracking capabilities as today when they receive a Ground tracking number. However, the Ground tracking number will not be printed on the FXSP shipping label. Fedex.com provides the same tracking visibility for SmartPost shipments when using either the SmartPost tracking number or the Ground tracking number. Fedex recommends using fedex.com, rather than USPS.com, for all tracking activities for SmartPost shipments.
RequestedShipment /SmartPostShipmentDetail /SmartPostShipmentProcessingOptionsRequested /SmartPostShipmentProcessingOptionType	Valid values: <ul style="list-style-type: none"> • GROUND_TRACKING_NUMBER_REQUESTED

Element	Description
RequestedShipment /LabelSpecification /CustomerSpecifiedLabelDetail /LabelMaskableDataType	Specify the names of data elements/areas which may be suppressed from printing on labels. <ul style="list-style-type: none"> • CUSTOMS_VALUE • DUTIES_AND_TAXES_PAYOR_ACCOUNT_NUMBER • SECONDARY_BARCODE • SHIPPER_ACCOUNT_NUMBER • TERMS_AND_CONDITIONS • TRANSPORTATION_CHARGES_PAYOR_ACCOUNT_NUMBER
SmartPostDetail	Required. Specify the appropriate details for a FedEx SmartPost shipment.
SmartPostDetail /Indicia	Required. Specify the indicia type. Available options include: <ul style="list-style-type: none"> • MEDIA_MAIL • PARCEL_SELECT (1 LB through 70 LBS) • PRESORTED_BOUND_PRINTED_MATTER • PRESORTED_STANDARD (less than 1 LB) • PARCEL_RETURN
SmartPostDetail /AncillaryEndorsement	Optional. Specify an endorsement type from the following valid values: <ul style="list-style-type: none"> • ADDRESS_CORRECTION • CARRIER_LEAVE_IF_NO_RESPONSE • CHANGE_SERVICE • FORWARDING_SERVICE • RETURN_SERVICE <p><i>Note: F or FedEx SmartPost Standard Mail (Presorted Standard < 1 lb.) shipments with delivery confirmation, either RETURN SERVICE REQUESTED or ADDRESS SERVICE REQUESTED is permitted.</i></p>
SmartPostDetail /HubID	Required. Specify the HubID using the four-digit numeric value. For valid values refer to Appendix AD: SmartPost Hub IDs . <i>Note: Include only the numeric HubID value in your request. HubID 5531 should be used in the FedEx</i>

Element	Description
	<i>Test Environment.</i>
SmartPostDetail /CustomerManifestID	Optional. The CustomerManifestID is used to group FedEx SmartPost packages onto a manifest for each trailer that is being prepared. If you have multiple trailers, you must assign a Manifest ID to each FedEx SmartPost package as determined by its trailer. The Manifest ID must be unique to your account number for a minimum of 6 months and cannot exceed 8 characters in length. We recommend that you use the day of year, the trailer ID (a sequential number for that trailer). For example, if there are 3 trailers that you started loading on Feb 10, then the 3 Manifest IDs would be 041001, 041002, 041003 (this example includes leading zeros on the trailer numbers). The maximum length is 8 characters.
RequestedShipment /RequestedPackageLineItems /PhysicalPackaging	Optional Provides additional detail on how the customer has physically packaged this item.

16.1.2 FedEx SmartPost Reply Elements

SmartPost ship replies will include a shipping label image buffer and at least one Tracking ID. Please use the United States Postal Service (USPS) Tracking ID value. SmartPost outbound ship replies will also include rate elements with estimated rates. SmartPost Return shipping label replies will **not** include rate elements and estimates.

The following SmartPost-specific elements are returned in the FedEx SmartPost ship reply:

Table 115. FedEx SmartPost Reply Elements

Element	Description
ProcessShipmentReply/ CompletedShipmentDetail/UsDomestic	Indicates whether or not this is an intra-U.S. shipment.
ProcessShipmentReply/ CompletedShipmentDetail/CarrierCode	Indicates the carrier that will be used to deliver this shipment.
ProcessShipmentReply/ CompletedShipmentDetail/MasterTrackingId	The master tracking number and form ID of this multiple piece shipment. This information is to be provided for each subsequent of a multiple piece shipment.
MasterTrackingId/TrackingIdType	Lists the type of tracking ID. Valid values are:

Element	Description
	<ul style="list-style-type: none"> • FEDEX • GROUND • USPS <p>A USPS tracking number will only return the status of the package while it is being handled by USPS. But a FedEx Ground tracking number will return all the data.</p>
MasterTrackingId/FormId	Describes in detail the type of airbill and shipment moving through the FedEx system.
MasterTrackingId/UspsApplicationId	For use with Smartpost tracking IDs only.
MasterTrackingId/TrackingNumber	Specify the tracking number of the package.
ProcessShipmentReply/ CompletedShipmentDetail/ ServiceTypeDescription	Description of the FedEx service used for this shipment. Currently not supported.
ProcessShipmentReply/ CompletedShipmentDetail/ PackagingDescription	Description of the packaging used for this shipment. Currently not supported.
ProcessShipmentReply/ CompletedShipmentDetail/ OperationalDetail	Specify the shipment level operational information.
ProcessShipmentReply/ CompletedShipmentDetail/ AccessDetail	Used only with pending shipments.
ProcessShipmentReply/ CompletedShipmentDetail/ SmartPostDetail/	<p>Returns FedEx SmartPost shipment account details including:</p> <ul style="list-style-type: none"> • Machineable (indicates whether the shipment is deemed to be machineable, based on dimensions, weight, and packaging) • AllowedHubs • MailerId • DistributionCenter • SmartPostId • PickupCarrier (CarrierCodeType) • AllowedIndicia • AllowedSpecialServices • SmartPostHubId • MaximumTransitTime

Element	Description
ProcessShipmentReply/ CompletedShipmentDetail/ ShipmentRating	All shipment-level rating data for this shipment, which may include data for multiple rate types.
ProcessShipmentReply/ CompletedShipmentDetail/ ShipmentDocuments	All shipment-level shipping documents (other than labels and barcodes).
ProcessShipmentReply/ CompletedShipmentDetail/ AssociatedShipments	The details of any associated shipments.
ProcessShipmentReply/ CompletedShipmentDetail/ CompletedPackageDetails	Package level details about this package.

16.1.3 FedEx SmartPost APO/FPO/DPO

FedEx SmartPost allows customers to ship orders to APO (Army/Air Force Post Office), FPO (Fleet Post Office) or DPO (Diplomatic/Defense Postal Office) addresses. Include the following element values to ship to these addresses:

Table 116. FedEx SmartPost APO/FPO/DPO Elements

Element	Value
City	<ul style="list-style-type: none"> • APO • FPO • DPO
StateOrProvinceCode	<ul style="list-style-type: none"> • AA - Armed Forces Americas • AE - Armed Forces Europe • AP - Armed Forces Pacific

Since packages shipped to APO/FPO/DPO are potentially dutiable, the USPS requires that all customers use Form 2976A when shipping APO/FPO/DPO packages, regardless of weight and value. For more information on customs and USPS requirements and to complete and print the forms online, refer to the USPS Website at http://ribbs.usps.gov/index.cfm?page=siteindexa_z.

Example 29: FedEx SmartPost APO address

```
StreetLines: PSC 2 box 7629
City: APO
StateOrProvinceCode: AE
PostalCode: 09012
CountryCode: US
```

The following reply elements would be returned for the FedEx SmartPost APO Address Validation:

```

<soapenv:Envelope xmlns:soapenv="http://schemas.xmlsoap.org/soap/envelope/"
xmlns:v17="http://fedex.com/ws/ship/v17">
  <soapenv:Header/>
  <soapenv:Body>
    <v17:ProcessShipmentRequest>
      <v17:WebAuthenticationDetail>
        <v17:ParentCredential>
          <v17:Key>XXXXXXXXXX</v17:Key>
          <v17:Password/>
        </v17:ParentCredential>
        <v17:UserCredential>
          <v17:Key>XXXXXXXXXX</v17:Key>
          <v17:Password/>
        </v17:UserCredential>
      </v17:WebAuthenticationDetail>
      <v17:ClientDetail>
        <v17:AccountNumber>XXXXXXXXXX</v17:AccountNumber>
        <v17:MeterNumber>XXXXXXXX</v17:MeterNumber>
      </v17:ClientDetail>
      <v17:TransactionDetail>
        <v17:CustomerTransactionId>IMPB On Print
Returns</v17:CustomerTransactionId>
      </v17:TransactionDetail>
      <v17:Version>
        <v17:ServiceId>ship</v17:ServiceId>
        <v17:Major>17</v17:Major>
        <v17:Intermediate>0</v17:Intermediate>
        <v17:Minor>0</v17:Minor>
      </v17:Version>
      <v17:RequestedShipment>
        <v17:ShipTimestamp>2014-11-21T09:30:47-05:00</v17:ShipTimestamp>
        <v17:DropoffType>REGULAR_PICKUP</v17:DropoffType>
        <v17:ServiceType>SMART_POST</v17:ServiceType>
        <v17:PackagingType>YOUR_PACKAGING</v17:PackagingType>
        <v17:Shipper>
          <v17:AccountNumber>XXXXXXXXXX</v17:AccountNumber>
          <v17:Contact>
            <v17:PersonName>WSVC</v17:PersonName>
            <v17:CompanyName>Sender Company</v17:CompanyName>
            <v17:PhoneNumber>1234567890</v17:PhoneNumber>
          </v17:Contact>
          <v17:Address>

```

```

        <v17:StreetLines>SMART POST FIVE DIGIT ACCT: 10110</v17:StreetLines>
        <v17:StreetLines>SMART POST FIVE DIGIT ACCT: 10110</v17:StreetLines>
        <v17:City>SMART POST FIVE DIGIT ACCT: 10110</v17:City>
        <v17:StateOrProvinceCode>SMART POST FIVE DIGIT ACCT:
10110</v17:StateOrProvinceCode>
        <v17:PostalCode>10110</v17:PostalCode>
        <v17:CountryCode>US</v17:CountryCode>
    </v17:Address>
</v17:Shipper>
<v17:Recipient>
    <v17:AccountNumber>XXXXXXXXXX</v17:AccountNumber>
    <v17:Contact>
        <v17:PersonName>PARCEL RTN SVC</v17:PersonName>
        <v17:CompanyName>SMARTPOST / RETURNS</v17:CompanyName>
        <v17:PhoneNumber>1234567890</v17:PhoneNumber>
    </v17:Contact>
    <v17:Address>
        <v17:StreetLines>Recipient Address Line1</v17:StreetLines>
        <v17:City>Austin</v17:City>
        <v17:StateOrProvinceCode>AS</v17:StateOrProvinceCode>
        <v17:PostalCode>00840</v17:PostalCode>
        <v17:CountryCode>AS</v17:CountryCode>
    </v17:Address>
</v17:Recipient>
<v17:ShippingChargesPayment>
    <v17:PaymentType>SENDER</v17:PaymentType>
    <v17:Payor>
        <v17:ResponsibleParty>
            <v17:AccountNumber>XXXXXXXXXX</v17:AccountNumber>
            <v17:Contact>
                <v17:PersonName>XXXXX</v17:PersonName>
                <v17:CompanyName>XXXXX</v17:CompanyName>
                <v17:PhoneNumber>8149871606</v17:PhoneNumber>
            </v17:Contact>
            <v17:Address>
                <v17:StreetLines>SMART POST FIVE DIGIT ACCT:
10110</v17:StreetLines>
                <v17:StreetLines>SMART POST FIVE DIGIT ACCT:
10110</v17:StreetLines>
                <v17:City>SMART POST FIVE DIGIT ACCT: 10110</v17:City>
                <v17:StateOrProvinceCode>SMART POST FIVE DIGIT ACCT:
10110</v17:StateOrProvinceCode>

```

```

        <v17:PostalCode>10110</v17:PostalCode>
        <v17:CountryCode>NL</v17:CountryCode>
    </v17:Address>
</v17:ResponsibleParty>
</v17:Payor>
</v17:ShippingChargesPayment>
<v17:SpecialServicesRequested>
    <v17:SpecialServiceTypes>EVENT_NOTIFICATION</v17:SpecialServiceTypes>
    <v17:SpecialServiceTypes>RETURN_SHIPMENT</v17:SpecialServiceTypes>
    <v17:EMailNotificationDetail>
        <v17:Recipients>
<v17:EMailNotificationRecipientType>SHIPPER</v17:EMailNotificationRecipientType>
            <v17:EMailAddress>XXXXX</v17:EMailAddress>
            <v17:Format>HTML</v17:Format>
            <v17:Localization>
                <v17:LanguageCode>es</v17:LanguageCode>
                <v17:LocaleCode>ES</v17:LocaleCode>
            </v17:Localization>
        </v17:Recipients>
    </v17:EMailNotificationDetail>
    <v17:ReturnShipmentDetail>
        <v17:ReturnType>PRINT_RETURN_LABEL</v17:ReturnType>
        <v17:Rma>
            <v17:Reason>string</v17:Reason>
        </v17:Rma>
    </v17:ReturnShipmentDetail>
</v17:SpecialServicesRequested>
<v17:SmartPostDetail>
    <v17:Indicia>PARCEL_RETURN</v17:Indicia>

<v17:AncillaryEndorsement>CARRIER_LEAVE_IF_NO_RESPONSE</v17:AncillaryEndorsement>
    <v17:HubId>5751</v17:HubId>
    <v17:CustomerManifestId>MANIFESTID</v17:CustomerManifestId>
</v17:SmartPostDetail>
<v17:LabelSpecification>
    <v17:LabelFormatType>COMMON2D</v17:LabelFormatType>
    <v17:ImageType>PNG</v17:ImageType>
    <v17:LabelStockType>PAPER_8.5X11_TOP_HALF_LABEL</v17:LabelStockType>
</v17:LabelSpecification>
<v17:RateRequestTypes>LIST</v17:RateRequestTypes>
<v17:PackageCount>1</v17:PackageCount>

```

```

    <v17:RequestedPackageLineItems>
      <v17:SequenceNumber>1</v17:SequenceNumber>
      <v17:InsuredValue>
        <v17:Currency>USD</v17:Currency>
        <v17:Amount>0.00</v17:Amount>
      </v17:InsuredValue>
      <v17:Weight>
        <v17:Units>LB</v17:Units>
        <v17:Value>9</v17:Value>
      </v17:Weight>
      <v17:CustomerReferences>
        <v17:CustomerReferenceType>CUSTOMER_REFERENCE</v17:CustomerReferenceType>
        <v17:Value>string</v17:Value>
      </v17:CustomerReferences>
    </v17:RequestedPackageLineItems>
  </v17:RequestedShipment>
</v17:ProcessShipmentRequest>
</soapenv:Body>
</soapenv:Envelope>

```

16.1.4 FedEx SmartPost Labels

FedEx SmartPost shipments use one of the following two types of labels based on the specified pickup carrier:

- FedEx SmartPost label - FedEx SmartPost is the pickup carrier
- FedEx integrated label - FedEx Ground[®] is the pickup carrier

The pickup carrier type is designated by the FedEx account executive based on the volume requirement at the time of the contract and is stored on FedEx system.

The FedEx SmartPost label type supports the Customer Reference barcode when <CustomerReference> element is used in the Ship request. The FedEx integrated label supports FedEx Ground barcode below the USPS Delivery Confirmation barcode at the bottom half of the label.

Note:

- *Ground tracking number and Ground barcode are removed from SmartPost integrated labels.*
- *When FedEx generates the FXSP outbound label, FedEx 2D barcode is added if you do not use a customer reference barcode. When you enter customer references for their SmartPost outbound shipments, the SmartPost shipping label will include a customer reference barcode with human readable content.*

16.2 FedEx SmartPost Returns Service Details

For an online retailer or other residential shipper, a no-hassle returns process is critical for customer satisfaction and loyalty. FedEx SmartPost Returns service is an ideal solution because it provides your recipients with the convenience of U.S. Postal Service[®] (USPS[®]) access points for their returns, as well as free package pickup from their home or business address.

FedEx SmartPost Returns is a contract-only service for customers with high-volume returns (100 average daily volume) of low-weight residential packages. It's a cost-effective, reliable solution that utilizes the strength of the FedEx® network and the access of the USPS. In addition, FedEx SmartPost Returns provides visibility throughout the returns process to your customer service and operations departments, as well as to the return shipper.

Note:

- *FedEx SmartPost Returns does not provide estimated shipping rates when using the Rating or Shipping Web services.*
- *When FedEx generates FXSP returns label, FedEx 2D barcode is always included. You continue to have the option to include RMA barcode.*

16.2.1 How it Works

When using FedEx SmartPost Returns, you can choose three methods of processing your return labels:

- Include pre-printed return labels in your original shipments.
- Direct your customers back to your Website to process and print online labels using Process Shipment operation of the Ship service WSDL.
- Send your customers an email that includes a FedEx URL link to the return shipping label for them to print using CreatePendingShipment of the Open Ship service. You can create a return label that can be printed using a variation of the Ship web service. Refer to [FedEx SmartPost Print Return Labels](#).

The return shipper then simply puts the label on the package and tenders it at a USPS access point including any of the 36,000 retail locations or thousands of collection boxes, or even their own mailbox. They can also call for the free USPS package pickup service. Once your customers' returns packages are picked up by the USPS, they'll be consolidated into larger shipments at local post offices and picked up by FedEx for shipment to you.

FedEx SmartPost provides U.S. to U.S. returns to all shippers regardless of volume segment and includes Email Return Labels and Future Day shipment. Shippers can use any FedEx Express or Competitor outbound service and still contract to use FedEx SmartPost Returns services.

16.2.2 Features

- To use the FedEx SmartPost Returns service, shippers must have an account flagged as eligible for FedEx SmartPost Returns and be U.S. based payors. U.S. Dollars (USD) is the only currency that is supported for a FedEx SmartPost shipment.
- Whenever customers request a return label, they must send in the Returns account number also.
- The only packaging type available is the customer's own packaging.
- Eligible payment types are Bill Sender/ Recipient/ 3rd Party or Associated Account.

Note: If a customer has one set of credentials and multiple return locations, they will use the Account Number for the correct receiving location and a PaymentType of "ACCOUNT" in the Payor section. The address for the proper receiving location will then print on the SmartPost Return label.

- A prepaid USPS integrated return shipping label is provided, which means your customers don't have to stand in line at a shipping location to obtain the proper documentation and don't incur any out-of-pocket expenses.

- USPS daily pickup options of Monday through Saturday, offering your customers convenient access for tendering their package at a local post office, a postal collection box or their own mailbox. Return shippers also can request a free USPS package pickup at www.usps.gov/pickup.
- Coverage to every residential address in the U.S., including P.O. boxes and APO/FPO/DPO destinations.
- Transit times of 2 to 7 business days. This means you can quickly and efficiently cycle returned products back into inventory for faster redeployment into the market — generating revenue and reducing the effects of product depreciation.
- Maximum package weight of 70 lbs.
- No residential or Saturday pickup surcharges.
- FedEx SmartPost Returns does not provide estimated shipping rates when using the Rating or Shipping Web services.
- Inbound shipment visibility via FedEx InSight[®]. FedEx InSight email notifications provide timely and automatic status information about your inbound FedEx SmartPost Returns packages and include an estimated delivery date assigned when the FedEx SmartPost origin hub receives the package, enabling you to plan accordingly.
- Visibility for your customers through the tracking or RMA number on fedex.com. With an up-to-the-minute view of their returns, customers are not calling your customer service department for shipment-status updates.

Customer reports via FedEx[®] Reporting Online. Limit of liability is \$100.

16.2.3 FedEx SmartPost Print Return Labels

You can create a return label that can be printed using a variation of the Ship web service. The recipient can then apply this label to the return package as needed and drop the package off at a U.S. Postal Service drop-off location, or their local mail carrier can pick up the package at the home address. No charges are assessed until the label is used. In addition, a Returns Merchant Authorization (RMA) reference number can be included as a reference field in your ship transaction. The RMA number prints on the label and can be used to track the return package.

- FedEx SmartPost[®] Returns service supports both FedEx SmartPost[®] Email Return Labels and FedEx SmartPost[®] Print Return Labels. You can request shipment and delivery email notifications. However, ancillary endorsements are not supported.

For FedEx SmartPost Returns, FedEx Ground integrated print and FedEx SmartPost Email Return Label options are available.

- The maximum number of packages allowed for FedEx SmartPost Print Return Label shipments is 999, and 25 for FedEx SmartPost Email Return Label shipments.
- FedEx SmartPost return labels are not available for international destinations.
- Dangerous Goods and Hazardous Materials cannot be shipped.
- FedEx SmartPost returns does not provide estimated shipping rates when using the Rating or Shipping web services.
- Declared value is not available for FedEx SmartPost return labels. If you wish to declare a value, use FedEx Express or FedEx Ground return label services instead.
- Return labels do not expire.

- Returns shipments are billed upon the delivery scan.
- All label formats supported by FedEx Web Services (laser, thermal) are available for FedEx SmartPost Returns shipping labels.
- FedEx SmartPost Email Return Labels are not available for U.S. territories and Puerto Rico.

16.2.4 FedEx SmartPost Returns Request Elements

Begin your ship request with the basic Ship Request elements as detailed in [FedEx Express Freight Services: U.S](#) under the heading [FedEx Express U.S. Coding Details](#).

Add the following elements in your ProcessShipmentRequest to receive a FedEx SmartPost Return Label in your ship reply.

Table 117. FedEx SmartPost Returns Request Elements

Element	Description
SpecialServicesRequested/ SpecialServiceTypes	Required Include the value: RETURN_SHIPMENT.
ReturnShipmentDetail/ReturnType	Required The type of return shipment being requested. Valid value: PRINT_RETURN_LABEL. With this option you can print a return label to be applied to the box of a return. This option cannot be used to print an outbound label.
RequestedShipment/ RequestedPackageLineItems/ CustomerReferences/CustomerReferenceType	Optional Include the value: RMA_ASSOCIATION
RequestedShipment/ RequestedPackageLineItems/ CustomerReferences/Value	Optional Include the value: Number The RMA number associated with the return shipment. Including this number in your request allows you to track by RMA number up to 20 alpha-numeric characters.
ProcessShipmentRequest/ RequestedShipment/ServiceType	Required Specify SMART_POST for FedEx SmartPost shipping services.
SmartPostDetail	Required. Specify the appropriate details for a FedEx SmartPost shipment.
SmartPostDetail/Indicia	Required. Specify the indicia type. Available option includes: PARCEL_RETURN.
SmartPostDetail/HubID	Required. Specify the HubID. For valid values refer to Appendix AD: SmartPost Hub IDs .

Element	Description
	<i>Note: Include only the numeric HubID value in your request.</i>

16.2.5 FedEx SmartPost Email Return Labels

You can use the power of fedex.com to create return shipping labels for FedEx SmartPost® Returns. The fedex.com website will email your customer with a link to view and print the label. The customer can take the package to any local United States Postal Center or have their local mail carrier collect the package during their normal mail rounds. The package will be returned to your location using FedEx SmartPost.

You will use the CreatePendingShipment request in OpenShipService web service to trigger fedex.com to create the appropriate FedEx SmartPost Return Label and notify the customer through an email from FedEx. You will use the DeletePendingShipment web services in the OpenService WSDL or Schema file to cancel the label before it expires.

Note: SmartPost Returns does not provide estimated shipping rates when using the Rating or Shipping web service.

16.2.5.1 Delivery Area

FedEx SmartPost Returns Service is available throughout the 50 United States, U.S. territories, APOs, FPOs and DPOs. FedEx customer emails can be sent to any standard email address.

16.2.5.2 Email Return Labels Coding Details

The following coding details apply to email labels:

- The email label is created using elements from the CreatePendingShipmentRequest in the OpenShip Service WSDL for FedEx SmartPost Returns.
- The email label request is canceled using elements from the DeletePendingShipmentRequest in the OpenShip Service WSDL for FedEx SmartPost Return Labels.
- You may request up to 25 email labels to one email address using one request transaction.
- Email label URLs expire according to expiration time stamp you specify in your request.
- After the customer prints the label, the label does not expire but can be used indefinitely.
- The only label format supported is 8-1/2" x 11" plain paper printed on a Laser printer.
- A surcharge is added to a returns email label.
- The maximum expiration date for an Email Return Label must be greater or equal to the day of the label request and not greater than 2 years in the future.

The following elements are included in a request for the email return label to be a FedEx SmartPost® Email Return Label:

Table 118. FedEx SmartPost Email Return Label Request Elements

Element	Description
SmartPostDetail	Required. Specify the appropriate details for a FedEx SmartPost shipment.
SmartPostDetail/Indicia	Required. Specify the indicia type. The value for this transaction is PARCEL_RETURN.
SmartPostDetail/AncillaryEndorsement	Optional. Specify an endorsement type from the following valid values: <ul style="list-style-type: none"> • ADDRESS_CORRECTION • CARRIER_LEAVE_IF_NO_RESPONSE • CHANGE_SERVICE • FORWARDING_SERVICE • RETURN_SERVICE <i>Note: These services are of little practical use for a return package, but they will not cause the transaction to fail.</i>
SmartPostDetail/HubId	Required. Specify the HubID. For valid values refer to Appendix AD: SmartPost Hub IDs . <i>Note: Include only the numeric HubID value in your request. HubID 5531 should be used in the FedEx Test Environment.</i>
SmartPostDetail/CustomerManifestId	Optional. This field is of little practical use for a returns package. The CustomerManifestId is used to group FedEx SmartPost packages onto a manifest for each trailer that is being prepared. If you have multiple trailers, you must assign a Manifest ID to each FedEx SmartPost package as determined by its trailer. The Manifest ID must be unique to your account number for a minimum of 6 months and cannot exceed 8 characters in length. Use the day of year and the trailer ID (a sequential number for that trailer). For example, if there are 3 trailers that you started loading on Feb 10, then the 3 Manifest Ids would be 041001, 041002, 041003 (this example includes leading zeros on the trailer numbers). The maximum length is 8 characters.

Element	Description
RequestedShipment/ RequestedPackageLineItems/ PhysicalPackaging	Optional. Provides additional detail on how the customer has physically packaged this item.

16.2.6 FedEx SmartPost Reply Elements

The following elements are returned in the FedEx SmartPost reply:

Table 119. FedEx SmartPost Reply Elements

Element	Description
CompletedShipmentDetail/ OperationalDetail/TransitTime	String. Standard transit time per origin, destination, and service.
CompletedShipmentDetail/ OperationalDetail/MaximumTransitTime	String. The maximum expected transit time.
CompletedShipmentDetail/ AccessDetail/EmailLabelUrl	The URL the customer will receive in the email from FedEx to take them to the label that has been generated for them.
CompletedShipmentDetail/ CompletedPackageDetails/ TrackingIds/TrackingIdType	The reply will include tracking numbers for the package. The TrackingIdType will specify whether a specific Tracking Number provided is USPS, GROUND or FEDEX. A UPS tracking number will only return the status of the package while it is being handled by USPS. But a FedEx Ground tracking number will return all the data.
CompletedShipmentDetail/ CompletedPackageDetails/ TrackingIds/ TrackingNumber	The reply will usually include two tracking numbers for the package. The TrackingNumber will show the Tracking number value. USPS is 22 digits, FedEx is 20 digits.

The customer will receive an email from FedEx that uses the data as provided in your request. The email will look like this:

Figure 2. Notification email

Dear Test ShipperName,

Test Recipient Company has sent you an electronic FedEx return label. Please review the shipment information below and if accurate, click the following link to print your return shipping label. Next, be sure to follow important instructions on available options for package drop-off or pickup:

[Get FedEx Return Label](#)

Test Notification email message:

Need Help?

- If the return label has expired or you have any general questions about your return, please contact null at 222-333-4444.
- You must access the URL on or before the label expiration date of 07-01-2010.
- You may alternatively access your label by using this UserID (TestShippe) and Password (xdv0dj) at <https://www.test.fedex.com/OnlineLabel>.
- If the return label has not expired and you have difficulty printing it, please call FedEx Technical Support at 1.877.339.2774 for assistance.

Thank you for shipping your return with FedEx.

<p><u>SHIPPER INFORMATION</u> Test Shipper Company <i>Attn: Test Shipper-Name</i> 2925 Embassy Parkway Suite 10 Akron, OH 44333 222-333-4444</p> <p><u>RETURN CONFIRMATION INFORMATION</u> Label Expiration Date: 07-01-2010 RMA Number: UAT Test RMA 123</p>	<p><u>RECIPIENT INFORMATION</u> Test Recipient Company <i>Attn: Attn: Recipient</i> 60 FED EX PKWY FL 2 COLLIERVILLE, TN 38017-8711 111-222-3333</p> <p><u>SHIPMENT DETAILS</u> Total Pieces: 1 Total Weight: 0.50 Product: Sample Item Description Packaging: Other Packaging Delivery Option: Weekday Delivery</p>
---	--

Following the link, the user will see a fedex.com screen and use the data you provided in your request. This screen will allow them to choose which shipping label to display and print:

Figure 3. Fedex.com screen

[Español](#) | [Customer Support](#) | [FedEx Locations](#)

[Package/Envelope](#) | [Freight](#) | [Expedited](#) | [Office/Print Services](#)

[Ship](#) ▶ | [Track](#) ▶ | [Manage](#) ▶ | [Business Solutions](#) ▶

Email/Online Label [Logout](#)
Print Your Labels ? [Quick Help](#)

Print / Generate Labels

- Review the following information and **Print** your selected labels.
- Drop off** at any Post Office™, mail box, or postal collection box; or give to your mail carrier or schedule a USPS Free Package Pickup at usps.com/pickup.

A. Your Information	B. Shipping Information
Test Shipper Company Test ShipperName 2925 Embassy Parkway Suite 10 Akron, OH 44333 222-333-4444 If the above information is incorrect, please contact a representative at 222-333-4444 .	! Important You have 18 day(s) left to generate shipping labels for pieces in this shipment. Canceling Shipments To cancel one or all of the labels below, please contact a representative at 222-333-4444 .

C. Shipment Label Printing [Show Advanced Printing Options](#)

(Please select one or more labels)

Select	Piece Description	Recipient Information	Reference Number	Status / Tracking no.	Declared Value
<input checked="" type="checkbox"/>	Sample Item Description	Attn: Recipient	Test ref value 123	Pending	\$ 0.00

A copy of this screen may be printed for your records by selecting the **Print** option from your browser.

[Global Home](#) | [FedEx Mobile](#) | [Service Info](#) | [About FedEx](#) | [Investor Relations](#) | [Careers](#) | [fedex.com Terms of Use](#) | [Privacy Policy](#) | [Site Map](#) |
 This site is protected by copyright and trademark laws under US and International law. All rights reserved. © 1995-2010 FedEx

16.2.7 Customizable Labels

Shippers will be offered a customizable area on thermal labels for FedEx SmartPost and FedEx SmartPost Returns.

The customizable label size is 4" x 8" which is a 4" x 6" format with an additional 1-1/2 inch area available for customization. The customizable label can be printed with and without doc-tabs.

16.2.8 Future Day Shipping

Customers can process FedEx SmartPost future day shipments in the same way as FedEx Ground. This includes the same limit on the number of days (10 days) as FedEx Ground future day shipments. For more information See [Future Day Shipping](#).

16.2.9 Tracking Numbers

Customers can track FedEx SmartPost shipments using:

- Customer reference number
- Invoice number
- P.O. number
- Return Merchant Authorization (RMA) number
- Tracking number

17 In-Flight Shipment Service

In-Flight Shipment Service provides the capability to request a redirect to hold for an in-flight package. The redirect to hold capability is supported via Web Services for U.S. destination FedEx Express and Ground packages - all origins (to a U.S. destination) are supported.

The recipient address specified in the `ValidateDeliveryRequest` and `ProcessDeliveryRequest` must match the recipient address specified for the in-flight package in question.

17.1 In-Flight Shipment Service Details

The service includes the following operations:

1. **Validate Delivery Operation:** The `Validate Delivery` operation allows you to confirm whether the in-flight package in question may be redirected to be held at the specified FedEx facility, without actually committing the package to the redirect to hold process. Transactions for this operation are - `ValidateDeliveryRequest` and `ValidateDeliveryReply`.
2. **Process Delivery Operation:** The `ProcessDelivery` operation actually commits the in-flight package in question to be redirected to the specified FedEx location to be held for pickup. Transactions for this operation are - `ProcessDeliveryRequest` and `ProcessDeliveryReply`.

17.2 In-Flight Shipment Service Coding Details

This section explains the elements present in each of the Request following tables list out the elements that are required for coding.

17.2.1 Validate Delivery Request Element Details

Table 120: ValidateDeliveryRequest Elements

Element	Description
<code>actionRequested</code>	Specifies the actions that can be taken on a delivery option. <ul style="list-style-type: none"> • ADD • CANCEL • MODIFY
<code>uniqueTrackingNumber\trackingNumber</code>	You should populate this element in order to correctly identify the shipment.
<code>uniqueTrackingNumber\trackingNumberUniqueIdentifier</code>	Used to distinguish duplicate FedEx tracking numbers.
<code>uniqueTrackingNumber\shipDate</code>	Date on which package was shipped.
<code>recipientContact</code>	The descriptive data for a point-of-contact person.
<code>recipientContact\contactId</code>	Client provided identifier corresponding to this contact information.

Element	Description
recipientContact\personName	Identifies the contact person's name.
recipientContact\title	Identifies the contact person's title.
recipientContact\companyName	Identifies the company this contact is associated with.
recipientContact\phoneNumber	Identifies the phone number associated with this contact.
recipientContact\phoneExtension	Identifies the phone extension associated with this contact.
recipientContact\tollFreePhoneNumber	Identifies a toll free number, if any, associated with this contact.
recipientContact\pagerNumber	Identifies the pager number associated with this contact.
recipientContact\faxNumber	Identifies the fax number associated with this contact.
recipientContact\emailAddress	Identifies the email address associated with this contact.
destinationAddress	Descriptive data for a physical location. May be used as an actual physical address (place to which one could go), or as a container of "address parts" which should be handled as a unit (such as a city-state-ZIP combination within the US).
destinationAddress\streetLines	Combination of number, street name, etc. At least one line is required for a valid physical address; empty lines should not be included.
destinationAddress\city	Name of city, town, etc.
destinationAddress\stateOrProvinceCode	Identifying abbreviation for US state, Canada province, etc. Format and presence of this field will vary, depending on country.
destinationAddress\postalCode	Identification of a region (usually small) for mail/package delivery. Format and presence of this field will vary, depending on country.
destinationAddress\countryCode	The two-letter code used to identify a country.
destinationAddress\countryName	The fully spelt out name of a country.
destinationAddress\residential	Indicates whether this address residential (as opposed to commercial).
deliveryRequestDetail\type	Use this type to indicate that the shipment has to be redirected to hold. Valid value: REDIRECT_TO_HOLD_AT_LOCATION
deliveryRequestDetail\redirectToHoldAtLocationDetail\holdingLocationId	An alphabetic code for a FedEx operating facility.
deliveryRequestDetail\redirectToHoldAtLocationDetail\holdingLocationNumber	A numeric code for a FedEx operating facility.
deliveryRequestDetail\redirectToHoldAtLocationDetail	Contact and Address for the FedEx operating facility.

Element	Description
\holdingLocationContactAndAddress	
deliveryRequestDetail \redirectToHoldAtLocationDetail \comments	Any additional information.

17.2.2 Validate Delivery Reply Elements

Table 121: ValidateDeliveryReply Elements

Element	Description
highestSeverity	Identifies the set of severity values for a Notification. Valid values are: <ul style="list-style-type: none"> • ERROR • FAILURE • NOTE • SUCCESS • WARNING
notifications	Includes the descriptive data detailing the status of a submitted transaction. Includes the severity of the notification, which indicates success or failure or some other information about the request.

17.2.3 Process Delivery Request Elements

Table 122: ProcessDeliveryRequest Elements

Element	Description
actionRequested	Specifies the actions that can be taken on a delivery option. <ul style="list-style-type: none"> • ADD • CANCEL • MODIFY
uniqueTrackingNumber \trackingNumber	You should populate this element in order to correctly identify the shipment.
uniqueTrackingNumber \trackingNumberUniqueIdentifier	Used to distinguish duplicate FedEx tracking numbers.
uniqueTrackingNumber \shipDate	Date on which package was shipped.
recipientContact	The descriptive data for a point-of-contact person.
recipientContact\contactId	Client provided identifier corresponding to this contact information.
recipientContact\personName	Identifies the contact person's name.

Element	Description
recipientContact\title	Identifies the contact person's title.
recipientContact\companyName	Identifies the company this contact is associated with.
recipientContact\phoneNumber	Identifies the phone number associated with this contact.
recipientContact\phoneExtension	Identifies the phone extension associated with this contact.
recipientContact\ tollFreePhoneNumber	Identifies a toll free number, if any, associated with this contact.
recipientContact\pagerNumber	Identifies the pager number associated with this contact.
recipientContact\faxNumber	Identifies the fax number associated with this contact.
recipientContact\emailAddress	Identifies the email address associated with this contact.
destinationAddress	Descriptive data for a physical location. May be used as an actual physical address (place to which one could go), or as a container of "address parts" which should be handled as a unit (such as a city-state-ZIP combination within the US).
destinationAddress\streetLines	Combination of number, street name, etc. At least one line is required for a valid physical address; empty lines should not be included.
destinationAddress\city	Name of city, town, etc.
destinationAddress\stateOrProvinceCode	Identifying abbreviation for US state, Canada province, etc. Format and presence of this field will vary, depending on country.
destinationAddress\postalCode	Identification of a region (usually small) for mail/package delivery. Format and presence of this field will vary, depending on country.
destinationAddress\countryCode	The two-letter code used to identify a country.
destinationAddress\countryName	The fully spelt out name of a country.
destinationAddress\residential	Indicates whether this address residential (as opposed to commercial).
deliveryRequestDetail\type	Use this type to indicate that the shipment has to be redirected to hold. Valid value: REDIRECT_TO_HOLD_AT_LOCATION
deliveryRequestDetail\redirectToHoldAtLocationDetail\holdingLocationId	An alphabetic code for a FedEx operating facility.
deliveryRequestDetail\redirectToHoldAtLocationDetail\holdingLocationNumber	A numeric code for a FedEx operating facility.
deliveryRequestDetail\redirectToHoldAtLocationDetail\holdingLocationContactAndAddress	Contact and Address for the FedEx operating facility.

Element	Description
deliveryRequestDetail \redirectToHoldAtLocationDetail \comments	Any additional information.

17.2.4 Process Delivery Reply Elements

Table 123: ProcessDeliveryReply Elements

Element	Description
highestSeverity	Identifies the set of severity values for a Notification. Valid values are: <ul style="list-style-type: none"> • ERROR • FAILURE • NOTE • SUCCESS • WARNING
notifications	Includes the descriptive data detailing the status of a submitted transaction. Includes the severity of the notification, which indicates success or failure or some other information about the request.
masterTrackingNumber	
packageCount	You should populate this element in order to correctly identify the shipment.
estimatedDeliveryTimestamp	Projected delivery time based on delivery option requested.

18 International Shipping

18.1 FedEx Express International Shipping

FedEx Web Services offers FedEx Express® international shipping from anywhere-to-anywhere, which means that you can create shipping transactions both to and from any prescribed country whose service is supported by FedEx.

See [FedEx International Ground Shipping](#) for more information about this service.

See [Ship Service](#) for a list of FedEx Express international services available by region.

18.1.1 FedEx Express International Service Details

FedEx international services include FedEx Express, FedEx Ground®, and all international shipping. Estimated duties and taxes calculations are now available. Contact your FedEx account executive for more information.

FedEx International First

FedEx International First® provides delivery in 1 or 2 business days. Check transit times for availability.

- Service days are Monday through Friday, with Saturday pickup available in many areas for an additional charge.
- Inbound delivery to select U.S. postal codes from 60 countries in 1 or 2 business days.
- Outbound delivery to many destinations in Belgium, England, France, Germany, Italy, the Netherlands, Spain, and Switzerland as early as 9 a.m. in 2 business days.
- Package size and weight up to 150 lbs. each; 108" in length; 130" in length plus girth (L+2W+2H).
- Door-to-door, customs-cleared service.
 - Options include Express International Saturday and [Dangerous Goods](#) support for [Dry Ice Shipments](#) only.

For more detailed information about the services offered by FedEx, see the electronic [FedEx Service Guide](#). For more information on International Signature Options, see [Delivery Signature Options](#).

FedEx International Priority

FedEx International Priority® provides time-definite delivery, typically in 1, 2, or 3 business days, to major cities in Europe and Canada, typically in 2 business days. Check transit times for availability.

- Service days are Monday through Friday, with Express International Saturday available in many areas.
- Available in more than 220 countries and territories.
- Package size and weight up to 150 lbs. each; 108" in length; 130" in length plus girth (L+2W+2H).
- Door-to-door, customs-cleared service. The European network provides next-business-day delivery between 38 major European markets. The Asian network gives you next-business-day delivery within Asia and from Asia to the U.S.
 - Options include Express International Saturday, International Broker Select, [Commercial Destination Control](#), [Dangerous Goods](#), and [Hold at FedEx Location](#).

For more information on International Signature Options, see [Delivery Signature Options](#).

FedEx International Economy

FedEx International Economy® provides delivery typically in 2 to 5 business days, and in 2 or 3 business days to Canada, Mexico, and Puerto Rico. Check transit times for availability. The business rules are as follows:

- Service days are Monday through Friday, with Saturday delivery available in countries where Saturday is a regular business day.
- Available in more than 215 countries and territories.
- Package size and weight up to 150 lbs. each, 108" in length, 130" in length plus girth (L+2W+2H).
- Door-to-door, customs-cleared delivery to major world markets.
 - Options include Express International Saturday, International Broker Select, [Dry Ice Shipments](#) and [Dangerous Goods](#) to U.S., Canada and Puerto Rico only.

For more information on International Signature Options, see [Delivery Signature Options](#).

FedEx Europe First

FedEx Europe First® provides intra-European next day, door-to-door, customs-cleared (where applicable) service with early morning delivery by 9 a.m., 9:30 a.m., or 10 a.m., depending on the destination postal code.

- Days of Operation: Monday through Friday. Pick ups on Friday are delivered on Monday
- Delivery Commitment: Depending on the destination postal code, the service delivery commitment will be either 9 a.m., 9:30 a.m., or 10 a.m.
- Origins: Next-day delivery service is available to Europe from the following origin countries: Austria, Belgium, Czech Republic, Denmark, Estonia, Finland, France, Germany, Greece, Hungary, Ireland, Italy, Latvia, Lithuania, Luxembourg, the Netherlands, Norway, Poland, Portugal, Slovak Republic, Slovenia, Spain, Sweden, Switzerland and United Kingdom.
- Destinations: Available to more than 18,000 postal codes in major business centers in Austria, Belgium, Denmark, France, Germany, Ireland, Italy, Luxembourg, the Netherlands, Spain, Switzerland and the United Kingdom.
- Available packaging:
 - FedEx Europe First Customer Own packaging
 - FedEx Europe First Envelope
 - FedEx Europe First Pak
 - FedEx Europe First 10kg Box
 - FedEx Europe First 25kg Box
- Packaging Restrictions: FedEx packaging is available free of charge: FedEx® Envelope, FedEx® Pak, FedEx® Tube, FedEx® Box, FedEx® 10kg Box, FedEx® 25kg Box. Customer's own packaging is also accepted. Multiple-piece shipments are allowed.
- Size Restrictions: In general, packages up to 274 cm length (108"), 330 cm length and girth combined (130") [length and girth = length + 2 x height + 2 x width] are accepted.
- Weight Restrictions: Packages up to 68 kg are accepted (this can vary by country). As a general rule, there is no limit per shipment. Dimensional Weight applies to packaging other than FedEx Letter (FL), FedEx Pak (FP) and single-piece FedEx boxes and tubes.

- At what price: A FedEx Europe First delivery fee in addition to your international priority rate. You can also benefit from the FedEx 10kg Box and FedEx 25kg Box special rates. The extra delivery fee varies by destination postal code.

18.1.2 FedEx Express International Service Options

The following service options are available for use with FedEx Express international shipping:

- [Alternate Return Address](#)
- [Commercial Destination Control](#)
- [Dangerous Goods](#)
- [FedEx Express International Saturday](#)
- [Dry Ice Shipments](#)
- [Delivery Signature Options](#)
- [FedEx InSight](#)
- [FedEx International Broker Select®](#)
- [FedEx Intra-CountryShipping](#)
- [Mask Account Number \(FedEx International Ground\)](#)
- [Masked Data](#)
- [Shipment Notification in the Ship Request](#)
- [Variable Handling Charges](#)

18.1.3 International Packaging Options

In addition to standard FedEx Express packaging, you may also choose a FedEx 10 kg Box or a FedEx 25 kg Box. The weight limit is 22 lb for a FedEx 10 kg Box and 55 lb for a FedEx 25 kg Box. These packaging options are allowed for FedEx International Priority® to more than 220 countries and territories.

18.1.4 FedEx Express International Coding Details

Before you begin coding FedEx Express® International shipping options, note the following:

- FedEx Express International shipments are created using the ShipService WSDL.
- FedEx Express International and Openship allows multiple-package shipping (MPS). MPS Express International shipments are associated with one another using a package sequence indicator. You can even do it in one transaction for the same location.

For example, if you ship 5 boxes of baseballs to London, the master package label has a package sequence indicator of 1 of 5. All other packages associated with this master will have package sequence indicators of 2 of 5, 3 of 5, etc. The purpose of this type of MPS processing is to ensure that packages grouped together on one Commercial Invoice travel through the FedEx system together and arrive at customs at the same time.

- You may ship both documents and commodity shipments.
- International Freight shipping is available to Puerto Rico.

- For shipments to countries that accept an Electronic Commercial Invoice (ECI), FedEx Web Services uploads your commodity information (entered as part of the Ship request) to that country's customs clearance center to expedite clearance requirements.

For a list of countries that accept Electronic Trade Documents, see the Electronic Trade Documents WSDL Guide.

- Use FedEx® Electronic Trade Documents to automatically generate copies of customs documents. See the Electronic Trade Documents WSDL Guide for more information.
- If you are new to international shipping and need assistance with customs rules, documents, and clearance requirements, go to the [Global Trade Manager website](#) that provides the information you need to reduce the time it takes to clear packages through customs.

18.1.5 International Multiple Package Shipments

You may use FedEx Web Services to tie international packages together that have to clear on a single Commercial Invoice. To tie international shipments together as a multiple-package shipment (MPS):

- The first package in the shipment request is considered the master package. Any shipment-level information (TotalWeight, PackageCount, SignatureOption, GAA) is included on the master package. The SequenceID for this package is 1.
- In the master package reply, the tracking number assigned to that package is included in the MasterTrackingID element for all subsequent packages. The SequenceID is also required for each child package.
- When shipping commodities, the entire list of all the commodities in the shipment must be included in the ship request for each package so the commodity values are calculated correctly.

Note: The maximum number of packages in an MPS request is 200.

This option is available for international C.O.D. multiple-package shipments.

For more information about MPS, see FedEx Express U.S. Multiple-Package Shipments and Open Shipping.

18.1.6 Document Shipments

Shipment contents that are considered to be non-dutiable are known as document shipments. In addition to basic elements (including shipper elements) required for all shipping transactions and described in the Introduction of the *FedEx Web Services Developer Guide*, the following elements are available to create a FedEx Express International document shipment:

Note: For FedEx Express International multiple piece shipments (MPS), if one package is a document, then all packages in the shipment must be documents. This is also true for commodity shipments. All the packages must be for commodities. Commodity and Document packages cannot be in the same MPS shipment.

Table 124. Recipient Information Elements

Element	Multiple Occurrence	Description
RequestedShipment/Company	No	Required if Contact name is blank.
RequestedShipment/Contact	No	Required if Company name is blank.

Element	Multiple Occurrence	Description
RequestedShipment/StreetLines	Yes	At least one street address line is required.
RequestedShipment/City	No	Required.
RequestedShipment/StateOrProvince Code	No	Required only if recipient country is U.S. or Canada, or if EEI applies and country is Mexico (MX).
RequestedShipment/PostalCode	No	Required only if recipient country is a postal aware country. See Appendix J: Postal-Aware Countries and Formats section of Web Services Developer Guide for a list of postal aware countries.
RequestedShipment/UrbanizationCode	No	Relevant only to addresses in Puerto Rico, where multiple addresses within the same postal code can have the same house number and street name. When this is the case, the urbanization code is needed to distinguish them.
RequestedShipment/CountryCode	No	Required. Identifies the recipient country.
RequestedShipment/CountryName	No	The fully spelled out name of a country.
RequestedShipment/PhoneNumber	No	Required.
TinType/TinNumber	No	Tax Identification Number. Specify the Employer Identification Number (EIN). Required if duties, taxes, and fees are billed to recipient.
Address/Residential	No	This element is optional for shipments to the U.S. and Canada. However, to receive an accurate rate quote, this element must be included in the Ship request.

18.1.7 Billing

Table 125. Billing Elements

Element	Multiple Occurrence	Description
ShippingChargesPayment/ PaymentType	No	Required. Valid values: <ul style="list-style-type: none"> ACCOUNT COLLECT (Ground)

Element	Multiple Occurrence	Description
		<ul style="list-style-type: none"> • SENDER • RECIPIENT • THIRD_PARTY
ShippingChargesPayment/Payor/Account Number	No	Required if PaymentType element is SENDER, RECIPIENT or THIRD_PARTY.
Currency	No	Required. <i>Note: FedEx will provide currency conversion using FedEx Web Services. If you enter a currency other than the currency associated with your FedEx account number, rate quotes will be returned based on the specified currency.</i>
CountryCode	No	Required. The country code associated with the shipper's FedEx account billing currency type.
CountryName	No	Optional. The fully spelled out name of a country.
CustomerReferenceType	No	Optional. This element allows customer-defined notes to print on the shipping label. The reference element is also used to track by reference. Valid values: <ul style="list-style-type: none"> • BILL_OF_LADING • CUSTOMER_REFERENCE • DEPARTMENT_NUMBER • ELECTRONIC_PRODUCT_CODE • INTRA_REGULATORY_REFERENCE • INVOICE_NUMBER • P_O_NUMBER • RMA_ASSOCIATION • SHIPMENT_INTEGRITY • STORE_NUMBER <i>Note: You can add up to three references per shipment. SHIPMENT_INTEGRITY prints only on the invoice.</i>

Element	Multiple Occurrence	Description
CustomerReference/Value	No	Optional. Reference information to be associated with the CustomerReferenceType. For example, if you designate INVOICE_NUMBER in the CustomerReferenceType element, the actual invoice number associated with the package is included in the CustomerReference/Value element.

18.1.8 Multiple Piece Shipment Elements

This option is available for FedEx Express U.S. and international multiple-package shipments (MPS), FedEx Ground U.S. and international MPS, FedEx Express U.S. C.O.D. and international C.O.D. multiple-package shipments, and FedEx Ground U.S. C.O.D. and international C.O.D. multiple-package shipments. For more information about MPS, see FedEx Express U.S. Multiple-Package Shipments.

Note: Up to 200 MPS packages can be created for one master shipment.

Table 126. Multiple Piece Shipment Elements

Element	Multiple Occurrence	Description
PackageCount	Yes	Required for MPS. Total number of packages in the MPS.
SequenceNumber	Yes	Required if PackageCount is greater than 1.
MasterTrackingID	Yes	Required for MPS. The MasterTrackingID element is returned for the first package in an MPS. This element must be included on all subsequent shipments to tie these packages together. <i>Note: The MasterTrackingID element includes the MasterTrackingNumber and FormID. Both simple elements are required.</i>

Note: For additional coding details, see FedEx Express U.S. Multiple-Package Shipments.

18.1.9 Shipment/Package Information

Table 127. Shipment/Package Information Elements

Element	Multiple Occurrence	Description
ServiceType	No	Required. Valid Values: <ul style="list-style-type: none"> EUROPE_FIRST_INTERNATIONAL_PRIORITY (for intra-Europe shipment only).

Element	Multiple Occurrence	Description
		<ul style="list-style-type: none"> • INTERNATIONAL_ECONOMY • INTERNATIONAL_FIRST • INTERNATIONAL_PRIORITY • INTERNATIONAL_ECONOMY_FREIGHT • INTERNATIONAL_PRIORITY_FREIGHT
PackagingType	Yes	Required. Valid values: <ul style="list-style-type: none"> • FEDEX_10KG_BOX • FEDEX_25KG_BOX • FEDEX_BOX • FEDEX_ENVELOPE • FEDEX_PAK • FEDEX_TUBE • YOUR_PACKAGING
PhysicalPackaging	Yes	If you select YOUR_PACKAGING as the package type, this element is required for packages traveling to and from the U.S., Canada, and Puerto Rico. This enumeration rationalizes the former FedEx Express international "admissibility package" types (based on ANSI X.12) and the FedEx Freight packaging types. The values represented are those common to both carriers. See Appendix K: Physical Packaging Type Codes section of Web Services Developer Guide for valid package descriptions.
Weight	Yes	Required. Units and Value are included in this element. Values for the Units element are: <ul style="list-style-type: none"> • LB • KG The Value element must contain the actual package weight. For multiple-piece shipments (MPS), each ProcessShipment request must contain the package Weight.
TotalWeight	No	Required for MPS. The TotalWeight element is submitted for the master package only, not the subsequent child packages. The master package (designated as 1 in the PackageCount

Element	Multiple Occurrence	Description
		<p>element) contains the total package weight in the MPS. Units and Value are included in this element. Values for the Units element are:</p> <ul style="list-style-type: none"> • LB • KG <p>The Value element must contain the actual package weight.</p>
CustomerReferenceType	No	<p>Optional. This element allows customer-defined notes to print on the shipping label. The reference element is also used to track by reference. Valid values are:</p> <ul style="list-style-type: none"> • BILL_OF_LADING • CUSTOMER_REFERENCE • DEPARTMENT_NUMBER • ELECTRONIC_PRODUCT_CODE • INTRACOUNTRY_REGULATORY_REFERENCE • INVOICE_NUMBER • P_O_NUMBER • RMA_ASSOCIATION • SHIPMENT_INTEGRITY • STORE_NUMBER <p>SHIPMENT_INTEGRITY prints only on the invoice.</p> <p>Note: Reference information is submitted on the shipment level. However, you may add up to four references per shipment.</p>
CustomerReference/Value	No	<p>Optional. Reference information to be associated with the CustomerReferenceType. For example, if you designate INVOICE_NUMBER in the CustomerReferenceType element, the actual invoice number associated with the package is included in the CustomerReference/Value element.</p>
Height	Yes	<p>Optional but recommended if your package type is CUSTOMER_PACKAGING.</p>
Width	Yes	<p>Optional but recommended if your package type is CUSTOMER_PACKAGING.</p>

Element	Multiple Occurrence	Description
Length	Yes	Optional but recommended if your package type is CUSTOMER_PACKAGING.
Units		Required if dimensions are specified. Values are: <ul style="list-style-type: none"> • IN • CM
InternationalDocument	No	Required. Values are: <ul style="list-style-type: none"> • DOCUMENTS_ONLY • NON_DOCUMENTS
Commodity/Description	Yes	A minimum of three characters is required for this element. Maximum number of characters is 450. See Appendix L: Customs-Approved Document Descriptions from Web Services Developer Guide for more information.
Commodity/CountryOfManufacture	Yes	Optional. This is a required field for document only and commodity shipments. Country code where document contents were produced in their final form. <i>Note: "Multiple countries" (country code 'XX') is not accepted as a valid country anymore.</i>
InsuredValue/Amount	No	FedEx liability for each package is limited to \$100 USD unless a higher value is declared and paid for. Use this element if you want to declare a higher value. <i>Note: Some countries require a minimum document declared value of \$1USD. For a list of these countries, see Minimum Customs Value.</i> For FedEx Express International MPS, the master package should contain the total declared value/carriage value. No declared value/carriage value is added to the subsequent child packages. <i>Note: "InsuredValue" refers to declared value of the package.</i>
RequestedShipment/ ShipTimeStamp	No	Required. Time of shipment based on shipper's time zone. Defaults to CDT. The date format must be YYYY-MM-DDTHH:MM:SS-xx:xx. The time must be in the format: HH:MM:SS using a 24-hour clock. The date and time are separated by the letter T, such as 2009-06-

Element	Multiple Occurrence	Description
		26T17:00:00. The UTC offset indicates the number of hours/minutes such as xx:xx from UTC, such as 2009-06-26T17:00:00-04:00 is defined as June 26, 2009 5:00 p.m. Eastern Time. See Appendix M: Time Zones section of Web Services Developer Guide for more information.
RequestedShipment/Date	No	Required. Date of shipment. For FedEx Express international shipments, this value can be current date or up to 10 days in future.

18.1.10 Label Requirements

Table 128. Label Requirements Element

Element	Multiple Occurrence	Description
LabelSpecification	No	To identify the type of label format you will receive, elements in the Label Specification complex type element should be included in the Ship reply (depending on your label format). More information about label printing is provided in Create a Label .

In addition to these elements, you may choose these shipping options for a document shipment:

- [Alternate Return Address](#)
- [FedEx Express International \(Saturday\)](#) (depending on origin/destination pair and service)
- FedEx Insight
- [Hold at FedEx Location](#) (depending on origin/destination pair and service)
- International Broker Select
- [Shipment Notification in the Ship Request](#)

Table 129. Document Shipment Options

Shipping Option	Package vs. Shipment Level
Dangerous Goods	Shipment
Delivery Signature Options	Shipment
Dry Ice	Shipment
Future Day	Shipment
Hold at Location	Shipment

Shipping Option	Package vs. Shipment Level
Inside Delivery	Shipment
Inside Pickup	Shipment
Notification	Shipment
Reference Elements	Package
Saturday Services	Shipment
Variable Handling Charge	Package

18.1.11 Commodity Shipments

Shipment contents that are considered to be dutiable are known as commodity shipments. In addition to the basic elements required for all shipping requests described in the Introduction of the *FedEx Web Services Developer Guide*, the following elements are required to create a FedEx Express International commodity shipment.

When shipping commodities, the entire list of all the commodities in the shipment must be included in the ship request for each package so the commodity values are calculated correctly.

Note: For FedEx Express International multiple piece shipments, if one package is a commodity shipment, then all packages in the shipment must contain commodities. Commodity and document shipments cannot be combined in an multiple piece shipment.

Table 130. Recipient Information Elements

Element	Multiple Occurrence	Description
RequestedShipment/Company	No	Required if Contact name is blank.
RequestedShipment/Contact	No	Required if Company name is blank.
RequestedShipment/StreetLines	Yes	At least one street address line is required.
RequestedShipment/City	No	Required.
RequestedShipment/StateOrProvinceCode	No	Required only if recipient country is U.S. or Canada, or if EEI applies and country is Mexico (MX).
RequestedShipment/PostalCode	No	Required only if recipient country is a postal aware country. See Appendix J: Postal-Aware Countries and Formats section of Web Services Developer Guide for a list of postal aware countries.
RequestedShipment/Urbanization Code	No	Relevant only to addresses in Puerto Rico, where multiple addresses within the same postal code can have the same house number and street name. When this is the case, the urbanization code is needed to distinguish them.

Element	Multiple Occurrence	Description
RequestedShipment/CountryCode	No	Identifies the recipient country code.
RequestedShipment/CountryName	No	The fully spelled out name of a country.
RequestedShipment/PhoneNumber	No	Required.
TaxpayerIdentification/TinType/	No	Identifies the category of the taxpayer identification. Valid values: <ul style="list-style-type: none"> BUSINESS_NATIONAL BUISNESS_STATE BUSINESS_UNION PERSONAL_NATIONAL PERSONAL_STATE
TinType/TinNumber	No	Tax Identification Type and Tax Identification Number. Specify the Employer Identification Number (EIN). Required if duties, taxes, and fees are billed to recipient.
Address/Residential	No	This element is optional for shipments to the U.S. and Canada. However, to receive an accurate rate quote, this element must be included in the ProcessShipment request.
RequestedShipment/ShipTimeStamp	No	Required. Time of shipment based on shipper's time zone. Defaults to CDT. The date format must be YYYY-MM-DDTHH:MM:SS-xx:xx. The time must be in the format: HH:MM:SS using a 24-hour clock. The date and time are separated by the letter T (e.g., 2009-06-26T17:00:00). The UTC offset indicates the number of hours/minutes (e.g. xx:xx) from UTC (e.g., 2009-06-26T17:00:00-04:00 is defined as June 26, 2009 5:00 p.m. Eastern Time). See Appendix M: Time Zones section of <i>Web Services Developer Guide</i> for more information about time zones.
RequestedShipment/Date	No	Required. Date of shipment. For FedEx Express International shipments, this value can be the current date or up to 10 days in the future.
TaxpayerIdentification	No	TaxpayerIdentification is used in the Party object. Valid values: <ul style="list-style-type: none"> tinType number

Element	Multiple Occurrence	Description
		<ul style="list-style-type: none"> usage effectiveDate expirationDate

Table 131. Billing Detail Elements

Element	Multiple Occurrence	Description
TaxpayerIdentification/TinType	No	<p>Required for non document shipments to Brazil. Valid values:</p> <ul style="list-style-type: none"> Passport Number Individual Tax ID Company Tax ID <p><i>Note: This type must match the data entered in the TaxpayerIdentification/Number element.</i></p> <p><i>Note: This element is not required but should be added for recipient billing of duties, taxes, and fees.</i></p>
TaxpayerIdentification/Number	No	<p>Required for shipments to Brazil. Depending on the TinType submitted, include the tax ID number for the recipient. Also required if you included the TaxpayerIdentification/TinType element in the Ship Request.</p>
ShippingChargesPayment/PaymentType	No	<p>Required. Values are:</p> <ul style="list-style-type: none"> COLLECT (Ground) SENDER RECIPIENT THIRD_PARTY
AccountNumber	No	Required.
Currency	No	<p>Required. FedEx will provide currency conversion using FedEx Web Services. If you enter a currency other than the currency associated with your FedEx account number, rate quotes will be returned based on the specified currency.</p>
CountryCode	No	Optional. Country code associated with the currency.
CountryName	No	Optional. The fully spelled out name of a country.

18.1.12 Multiple-Piece Shipment Elements

This option is available for FedEx Express U.S. and international multiple-package shipments, FedEx Ground U.S. and international multiple-package shipments, FedEx Express U.S. C.O.D. and international C.O.D. multiple-package shipments, and FedEx Ground U.S. C.O.D. and international C.O.D. multiple-package shipments.

For more information about MPS, see FedEx Express U.S. Multiple-Package Shipments (MPS).

Note: The maximum number of packages in an MPS request is 200.

Table 132. Multiple-Piece Shipment Elements

Element	Multiple Occurrence	Description
PackageCount	Yes	Required for MPS. Total number of packages in the MPS.
SequenceNumber	Yes	Required if PackageCount is greater than 1.
MasterTrackingID	Yes	Required for MPS. The MasterTrackingID element is returned for the first package in an MPS. This element must be included on all subsequent shipments to tie these packages together. <i>Note: The MasterTrackingID element includes the MasterTrackingNumber and FormID. Both simple elements are required.</i>

Table 133. Shipment/Package Information Elements

Element	Multiple Occurrence	Description
ServiceType	No	Required. Values are: <ul style="list-style-type: none"> • EUROPE_FIRST_INTERNATIONAL_PRIORITY (for intra-Europe shipment only) • INTERNATIONAL_ECONOMY • INTERNATIONAL_FIRST • INTERNATIONAL_PRIORITY • INTERNATIONAL_ECONOMY_FREIGHT • INTERNATIONAL_PRIORITY_FREIGHT

Element	Multiple Occurrence	Description
PackagingType	Yes	Required. Values are: <ul style="list-style-type: none"> • FEDEX_10KG_BOX • FEDEX_25KG_BOX • FEDEX_BOX • FEDEX_ENVELOPE • FEDEX_PAK • FEDEX_TUBE • YOUR_PACKAGING
PhysicalPackaging	Yes	Required for packages traveling to and from the U.S., Canada, and Puerto Rico. This enumeration rationalizes the former FedEx Express international "admissibility package" types (based on ANSI X.12) and the FedEx Freight packaging types. The values represented are those common to both carriers. See Appendix K: Physical Packaging Type Codes section of Web Services Developer Guide for valid package descriptions.
Weight	Yes	Required. Units and Value are included in this Element. Values for the Units element are: <ul style="list-style-type: none"> • LB • KG The Value element must contain the actual package weight. For MPS shipments, each ship request must contain the package Weight.
TotalWeight	No	Required for multiple-piece shipments (MPS). The TotalWeight element is submitted for the master package only, not the subsequent child packages. The master package, designated as 1 in the PackageCount element, contains the total package weight in the MPS shipment. Units and Value are included in this element. Values for the Units element are: <ul style="list-style-type: none"> • LB • KG The Value element must contain the actual package weight.
CustomerReferenceType	No	Optional. This element allows customer-defined notes to print on the shipping label. The reference element is also used to track by reference.

Element	Multiple Occurrence	Description
		Valid values are: <ul style="list-style-type: none"> • BILL_OF_LADING • CUSTOMER_REFERENCE • DEPARTMENT_NUMBER • ELECTRONIC_PRODUCT_CODE • INTRACOUNTRY_REGULATORY_REFERENCE • INVOICE_NUMBER • P_O_NUMBER • RMA_ASSOCIATION • SHIPMENT_INTEGRITY • STORE_NUMBER SHIPMENT_INTEGRITY prints only on the invoice. <i>Note: Reference information is submitted on the shipment level. However, you may add up to three references per shipment.</i>
CustomerReference/Value	No	Optional. Reference information to be associated with the CustomerReferenceType. For example, if you designate INVOICE_NUMBER in the CustomerReferenceType element, the actual invoice number associated with the package is included in the CustomerReference/Value element.
Height	Yes	Optional but recommended if your package type is CUSTOMER_PACKAGING.
Weight	Yes	Optional but recommended your package type is CUSTOMER_PACKAGING.
Length	Yes	Optional but recommended if your package type is CUSTOMER_PACKAGING.
Units		Required if dimensions are specified. Values are: <ul style="list-style-type: none"> • IN • CM

Element	Multiple Occurrence	Description
InsuredValue/Amount	No	Optional. You may enter a value in this element to declare additional value for this shipment. For MPS shipments, the master package should contain the total declared value for the shipment. No declared value is added to subsequent child shipments. <i>Note: "InsuredValue" refers to declared value of the package. FedEx does not provide insurance of any kind.</i>
InternationalDocument	No	Required. Values are: <ul style="list-style-type: none"> • DOCUMENTS_ONLY • NON_DOCUMENTS
RequestedShipment/ShipTimeStamp	No	Required. Time of shipment based on shipper's time zone. Defaults to CDT. The date format must be YYYY-MM-DDTHH:MM:SS-xx:xx. The time must be in the format: HH:MM:SS using a 24-hour clock. The date and time are separated by the letter T, such as 2009-06-26T17:00:00. The UTC offset indicates the number of hours/minutes, for example xx:xx from UTC, such as 2009-06-26T17:00:00-04:00 is defined as June 26, 2009 5:00 p.m. Eastern Time. See Appendix K: Physical Packaging Type Codes section of Web Services Developer Guide for valid package descriptions..
RequestedShipment/Date	No	Required. Date of shipment. For FedEx Express international shipments, this value can be current date or up to 10 days in future.

Table 134. Label Requirements Element

Element	Multiple Occurrence	Description
LabelSpecification	No	To identify the type of label format you will receive, elements in the LabelSpecification complex type element should be included in the Ship reply (depending on your label format. More information about label printing is provided in Create a Label .

18.1.13 International Clearance Requirements

Table 135. Commodity Shipment Elements

Element	Multiple Occurrence	Description
TermsOfSale	No	Optional. Valid values are: <ul style="list-style-type: none"> • FCA/FOB (Free Carrier/Free On Board): Seller is responsible for all costs of delivering goods to destination. (Default) • CIP/CIF (Costs, Insurance Paid/Carriage Insurance Freight): Seller is responsible for freight insurance, and miscellaneous charges to destination. • CPT/C&F (Carriage Paid To/Costs and Freight): Seller is responsible for cost of freight to destination; buyer is responsible for insurance. • EXW (Ex Works): Seller makes goods available to buyer. Buyer is responsible for delivering goods to destination. • DDU (Delivered Duty Unpaid): Seller is responsible for delivering goods to destination. Buyer is responsible for clearing goods through Bureau of Customs and Border Protection. • DDP (Delivered Duty Paid): Seller is responsible for delivering goods to destination, including duties, taxes, and miscellaneous fees. • DAP (Delivered at Place): Seller pays for carriage to the named place, except for costs related to import clearance, and assumes all risks prior to the point that the goods are ready for unloading by the buyer. • DAT (Delivered at Terminal): Seller pays for carriage to the terminal, except for costs related to import clearance, and assumes all risks up to the point that the goods are unloaded at the terminal.
FreightCharge/Amount	No	Required if the Terms of Sale element is either CF or CIF. This charge must be added to the total customs value amount.
InsuranceCharge/Amount	No	Required if the Terms of Sale element is CIF. This charge must be added to the total customs value amount.
RegulatoryControlType	No	Identifies the type of regulatory control. Valid values are: <ul style="list-style-type: none"> • EU_CIRCULATION • FOOD_OR_PERISHABLE • NAFTA

Element	Multiple Occurrence	Description
		<ul style="list-style-type: none"> NOT_APPLICABLE_FOR_LOW_CUSTOMS_VALUE_EXCEPTION <p><i>Note: EU_CIRCULATION is required for shipments between European Union countries. The EU indicator prints on the shipping label.</i></p> <p><i>Note: FOOD_OR_PERISHABLE is required by the FDA/BTA for food or perishable items coming to the U.S. and Puerto Rico (except for shipments from PR to the U.S. or U.S. to PR) containing food items.</i></p>
CustomsValue	No	For MPS shipments, this element must contain the total value declared to the Bureau of Customs and Border Protection for all packages in the shipment.
Purpose	No	Optional. To facilitate customs clearance and to ensure that duties, taxes, and fees are correctly assessed, enter a valid purpose. Valid values are: <ul style="list-style-type: none"> Sold Not Sold Gift Sample Repair and Return Personal Effects

18.1.14 Commodity Elements

Note: A maximum of 20 occurrences of commodity line item information is supported in the ShipService WSDL. Commodity information must be included in the ship request for all packages in an multiple-piece (MPS) shipment.

Table 136. Commodity Elements

Element	Multiple Occurrence	Description
Commodity/Name	No	Name of this commodity.
Commodity/NumberOfPieces	Yes	Required. The total number of packages within the shipment that contain this commodity (can be less than or equal to PackageCount).
Commodity/Description	Yes	Required. A minimum of three characters is required for this element. Maximum number of characters is 450. See Appendix H: Vague Commodity Descriptions section of <i>Web Services</i>

Element	Multiple Occurrence	Description
		<i>Developer Guide</i> for a list of appropriate commodity names.
Commodity/CountryOfManufacture	Yes	Required. Code of country in which commodity contents were produced or manufactured in their final form. <i>Note: "multiple countries" (country code 'XX') is not accepted as a valid country anymore.</i>
Commodity/HarmonizedCode	Yes	Optional. To expedite customs clearance, especially if the Customs Value is greater than \$2,500USD or if a valid U.S. export license is required, include valid Harmonized Codes for all commodities.
Commodity/Weight	No	Required. Total weight of this commodity. One explicit decimal position. Maximum length is 11 including the decimal.
Commodity/Quantity	Yes	Total quantity of an individual commodity within the shipment (used in conjunction with QuantityUnits). For example, if your MPS contains 10 baseballs, 10 is included in this element as part of the commodity description of baseballs assuming that the QuantityUnits value is EA. Must be included for each commodity.
Commodity/QuantityUnits	No	Optional. Unit of measure (for example, EA = each, DZ = dozen) of each commodity in the shipment.
Commodity/AdditionalMeasures	Yes	Optional. Contains only additional quantitative information other than weight and quantity to calculate duties and taxes.
Commodity/UnitPrice	No	Required. Customs value for each commodity in the shipment.
Commodity/CustomsValue	No	Optional. Total customs value for this line item. It should equal the commodity unit quantity times commodity unit value. Six explicit decimal positions. The maximum length is 18 including the decimal.
Commodity/ExiseConditions	Yes	Optional. Defines additional characteristics of the commodity used to calculate duties and taxes.

Element	Multiple Occurrence	Description
Commodity/ExportLicenseNumber	No	To expedite customs clearance, especially if the Customs Value is greater than \$2,500USD or if the Foreign Trade Regulations (FTR) number is not supplied. Applies to U.S. export shipping only.
Commodity/ExportLicenseExpirationDate	No	Date of expiration. Must be at least one day in the future. Required only if a commodity is shipped on a commercial export license and the export license number is supplied. Applies to U.S. export shipping only.
Commodity/CIMarksAndNumbers	Yes	An identifying mark or number used on the packaging of a shipment to help customers identify a particular shipment. Required only for the FedEx CI.
Commodity/PartNumber	No	The part number of the commodity.
Commodity/NaftaDetail	No	All data required for this commodity in NAFTA Certificate of Origin.
Commodity / Purpose	No	This field is used for calculation of duties and taxes. Valid values are : BUSINESS and CONSUMER

If the recipient and the importer are not the same, the following importer elements are required:

Table 137. Required element if the recipient and importer are not the same

Element	Multiple Occurrence	Description
customsClearanceDetail/ImporterofRecord	No	Required if the recipient and importer are not the same. The following elements are included: <ul style="list-style-type: none"> • AccountNumber • TIN (Tax Payer Identification) • Contact • Address

In addition to the preceding elements, you may also choose from the following shipping options for a commodity shipment:

- [Alternate Return Address](#)
- [FedEx Express International Saturday](#) (depending on origin/destination pair and service)
- [FedEx International Broker Select](#)

- FedEx InSight
- **Hold at FedEx Location** (depending on origin/destination pair and service)
- **Shipment Notification in the Ship Request**

Table 138. Shipping Option and Package vs. Shipment Level

Shipping Option	Package vs. Shipment Level
Dangerous Goods	Shipment
Dry Ice	Shipment
Future Day	Shipment
Hold at Location	Shipment
Inside Delivery	Shipment
Inside Pickup	Shipment
International Traffic in Arms Regulations	Shipment
Reference Elements	Package
Saturday Services	Shipment
Shipment Notification	Shipment
Signature Options	Shipment
Variable Handling Charge	Package

18.1.15 International Traffic in Arms Regulations

The International Traffic In Arms Regulations (ITAR) is a set of US government regulations that control the import and export of defense-related articles and services on the United States Munitions List (USML). As a US-based carrier, FedEx Express is required to maintain compliance with ITAR regulations. Likewise, US persons (corporations) worldwide are required to adhere to ITAR regulations. To this end, it is important that the US person making any export shipment must first determine which type of goods they are shipping: ITAR Exempt goods or ITAR goods that require a license to transport.

FedEx Express can accept and properly transport two types of ITAR-controlled items

1. ITAR Exempt goods

Note: An exempt good still falls under ITAR regulations, however a license is not required for import or export.

2. Commodities controlled under a State Department License (SDL)

FedEx Express International Priority® (IP) and FedEx Express International Priority® Freight (IPF) can ship ITAR exempt commodities. Ensure the ITAR special handling option is indicated in your shipping transaction input, including exemption or license data if applicable.

Refer to <http://www.fedex.com/us/international/regulatory-alerts/index.html> for specific details on the various State Department licenses and ITAR exemptions. International Traffic in Arms Regulations (ITAR) services are included in the ShipService, OpenShip, and RateService WSDLs. The following elements are required:

Table 200. International Traffic in Arms Regulations Coding Elements

Element	Description
RequestedShipment/ SpecialServicesRequested/ InternationalTrafficInArmsRegulationsDetail	Descriptive data regarding special services requested by the shipper for this shipment. If the shipper is requesting a special service which requires additional data, such as COD, the special service type must be present in the specialServiceTypes collection, and the supporting detail must be provided in the appropriate sub-object.
RequestedShipment/ SpecialServicesRequested/ InternationalTrafficInArmsRegulationsDetail/ LicenseOrExemptionNumber	The export or license number for the ITAR shipment.

18.1.16 Third Party Consignee

Third Party Consignee is a contractual special service that is available only in conjunction with International Priority and International Priority Freight services. Restrictions for the Third Party Consignee service include that the recipient cannot be the importer of record, cannot receive the Commercial Invoice, and cannot have access to or knowledge of the shipment's customs value and carriage value. Additional restrictions include that the recipient is not allowed to pay the transportation charges nor the duties and taxes charges for the shipment.

Third Party Consignee is designed to allow shippers/suppliers to ship directly to an end recipient, bypassing delivery to the importer of record (the ultimate consignee on the Commercial Invoice) in the destination country and delivering directly to the end recipient. The customs and carriage values are masked from the end recipient, speeding delivery and reducing costs for inventory maintenance and transportation. Only the shipper and the importer of record in the destination country will have access to the customs and carriage values.

Use ShipmentSpecialServiceType as THIRD_PARTY_CONSIGNEE to identify this service type when shipping a shipment.

18.1.17 Reply Elements

In addition to the standard reply elements for all ship requests, the following Express International elements are returned:

Table 201. Express International Elements

Element	Description
MasterTrackingID/Tracking Number	Returned for international multiple-piece shipments (MPS).
MasterTrackingID/FormID	Returned for international MPS.
Taxes/TaxType/HST	Returned for Canadian origin shipments.
Taxes/TaxType/GST	Returned for Canadian origin shipments.
Taxes/TaxType/PST	Returned for Canadian origin shipments.

Element	Description
SurchargeType/Offshore	Returned for international shipments.
SurchargeType/EuropeFirst	Returned for intra-Europe shipments using Europe First service.
RequestedShipment/ CustomsClearanceDetail/ CustomsOptions/CustomsOptionsDetail/Type	<p>Details the return reason used for clearance processing of international dutiable outbound and international dutiable return shipments.</p> <p>Valid values are:</p> <ul style="list-style-type: none"> • COURTESY_RETURN_LABEL: For the outbound courtesy return label. • EXHIBITION_TRADE_SHOW: For exhibition or trade-show, outbound and inbound. • FAULTY_ITEM: For faulty item being returned, inbound only. • FOLLOWING_REPAIR: For repaired or processed item being sent, outbound only. • FOR_REPAIR: For repair or processing, outbound and inbound. • ITEM_FOR_LOAN: For loan item, outbound and inbound. • OTHER: Other reason, outbound and inbound. This type requires a description. • REJECTED: For rejected merchandise being returned, inbound. • REPLACEMENT: For replacement being sent, outbound only. • TRIAL: For use in a trial, outbound and inbound.
RequestedShipment/ CustomsClearanceDetail/ CustomsOptions/CustomsOptionsDetail/Description	Specify additional description about customs options. Required when the customs options type is "other."

18.1.18 Reference Elements with Output Location

The ShipService WSDL includes the elements in [Appendix AB: Customer Reference Elements](#).

FedEx Express International (Saturday)

In the ShipService WSDL, you may choose Saturday pickup or Saturday delivery services for your FedEx Express® International shipments for an additional surcharge.

The following service details apply:

- Saturday delivery is available for shipments from the U.S. to select points in Canada for the following services:
 - FedEx International Priority®
 - FedEx International Economy®
 - FedEx Freight®
- Saturday pickup for international shipments is available for select markets in the United States.
- To determine if Saturday services are available for your shipment origin/destination pair, use the ServiceAvailability WSDL.

Note: Saturday delivery is available in select international destinations that consider Saturday a regular business day. For these countries, Saturday delivery does not have to be included in the Ship request and no handling fees are applied.

For more detailed information about the services offered by FedEx, see the electronic **FedEx Service Guide**.

18.1.19 Saturday Coding Details

Saturday services are included in the ShipService WSDL. The following elements are required:

Table 203. Saturday Service Request Elements

Element	Description
ShipmentSpecialServicesRequested/SpecialServiceTypes	Two elements must be included in the ShipService WSDL for Saturday services: Saturday_Delivery: The ship date and service must equal a Saturday delivery date for this option. For example, if you choose FedEx International First® and your ship date is Thursday, Saturday delivery is not allowed. Saturday_Pickup: Your ship date must equal a Saturday date for this option.

18.2 FedEx Express Freight Services: International

If your FedEx Express® international package exceeds 150 lbs, you must choose one of the FedEx Express® Freight Services.

18.2.1 FedEx International Priority Freight

FedEx International Priority® Freight provides time-definite delivery, typically in 1, 2 or 3 business days to most major world markets including the U.S. to Canada:

- Service days are Monday through Friday, with Saturday delivery available in countries where Saturday is a regular business day.
- A booking number is required for this service. Call 1.800.332.0807 to book your freight shipment.
- Skid or package size and weight: exceeding 70" in height or 119" in length or 80" in width. Individual packages and/or skids greater than 151 lbs. Skids weighing in excess of 2,200 lbs. require prior approval by FedEx.

- The following special services are allowed (depending on destination location): [FedEx Express International \(Saturday\)](#), [FedEx International Broker](#), [Dangerous Goods](#), and [Hold at FedEx Location](#).

For more detailed information about the services offered by FedEx, see the electronic [FedEx Service Guide](#).

18.2.2 FedEx International Economy Freight

FedEx International Economy® Freight provides time-definite service, typically within 5 business days, with flexible pickup and delivery options.

- Service days are Monday through Friday, with Saturday delivery available to countries where Saturday is a regular business day.
- Import to the U.S. available from Canada, Puerto Rico, Mexico, and key Asian, Latin American and European Markets.
- Export from the U.S. available to more than 130 countries and territories.
- Skid or package size and weight: Exceeding 70" in height or 119" in length or 80" in width. Individual packages and/or skids greater than 151 lbs. Skids weighing in excess of 2,200 lbs. require prior approval by FedEx.
- Advanced confirmation required. Call 1.800.332.0807 to book your freight shipment.
- The following special services are allowed (depending on destination location): [FedEx International Broker](#), [Hold at FedEx Location](#), [Dangerous Goods](#), and [Dry Ice Shipments](#).

18.2.3 Additional Service Details

- Freight must be shrink-wrapped and/or banded to a skid.
- Must be palletized, stackable, and able to be lifted by forklift.
- Skids exceeding 70" in height or 119" in length or 80" in width require prior approval.
- Individual skids of 151 lbs. or more. Skids exceeding 2,200 lbs. require prior approval. Unlimited total shipment weight.

Note: If you have any questions about services available for your origin or destination pair, use the RateService WSDL to determine service availability.

18.2.4 FedEx Express Freight Services Coding Details: International

Before coding FedEx Express® Freight Services International:

- Freight shipping weight must exceed 150 lbs.
- Use the RateService WSDL to determine what freight services are available for your origin/destination pair.

FedEx Freight international services are included in the ShipService WSDL. In addition to the basic shipping elements required for a FedEx Express shipment, the following elements are available:

Table 204. International ExpressFreightDetail Elements

Element	Description
ExpressFreightDetail/BookingConfirmationNumber	An advance booking number is required for FedEx International Priority Freight. When you call

Element	Description
	1.800.332.0807 to book your freight shipment, you will receive a booking number. This booking number can be included in the Ship request and prints on the shipping label.
ExpressFreightDetail/PackingListEnclosed	Optional. If you enclose a packing list with your freight shipment, this element informs FedEx operations that shipment contents can be verified on your packing list.

18.2.5 Process Shipment Reply Elements

See the [Ship Service](#) section for ProcessShipment reply information.

18.2.6 Dangerous Goods (International Express)

See FedEx Express U.S. [Dangerous Goods](#) for more information.

18.2.7 Alcohol Shipping (International Express)

See FedEx Express U.S. [Alcohol Shipping](#) for more information.

18.2.8 Future Day Shipping (International Express)

See FedEx Express U.S. [Future Day Shipping](#) for more information.

18.2.9 Hold at FedEx Location (International Express)

See FedEx Express U.S. [Hold at FedEx Location](#) for more information.

18.2.10 Dry Ice Shipments (International Express)

See FedEx Express U.S. [Dry Ice Shipments](#) for more information.

18.3 FedEx International Ground Shipping

Use the Shipping service to access the FedEx International Ground® shipping features. See [Shipping Services by Region](#) for a list of FedEx International Ground services available by region.

18.3.1 FedEx International Ground Service Options

The following service options are available for use with FedEx International Ground shipping:

- Alternate Return Address
- Commercial Destination Control
- Delivery Signature Option
- [Future Day Shipping](#)
- FedEx Ground US COD (Collect On Delivery).
- Mask Account Number (FedEx International Ground)

- [Shipment Notification in the Ship Request](#)
- [Variable Handling Charges](#)

18.4 FedEx International Ground Service Details

FedEx International Ground is a direct-ship method for you to send single or multi-weight small package shipments directly from the U.S. to Canada, Canada to the U.S. There are no minimum package requirements.

Note: In addition to FedEx International Ground service to and from Canada, you may also use FedEx Ground® to ship intra-Canada packages. Estimated duties and taxes calculations are now available. Contact your FedEx account executive for more information.

FedEx International Ground provides day-definite delivery throughout Canada:

- Delivery Times: 2-7 business days.
- Service Days: Monday through Friday by the end of the business day.
- Delivery Area: Canada.
- Package Size and Weight: Up to 150 lbs., 108" in length, and 165" in length and girth (L+2W+2H). For packages weighing 100–150 lbs., specific guidelines must be followed for marking heavy packages. For more information, go to <http://www.fedex.com/us/services/intl/ground.html>.
- Exceptions: FedEx Ground® cannot deliver to P.O. boxes.
- No hazardous materials (except for certain shipments to Canada that contain dry ice or are classified as Other Regulated Materials — Domestic [ORM-D/Limited Quantity]).
- Customs clearance is included for shipments to Canada through our brokerage-inclusive service. A fee applies. Brokerage-inclusive service may not be available with all electronic shipping solutions.
- A CI is needed for all shipments.

Note: To determine actual shipping services and options allowed for your origin/destination pair, use the Service Availability service.

For more detailed information about the services offered by FedEx, see the electronic [FedEx Service Guide](#).

18.4.1 Clearance Requirements

All export documents must be placed in the international document pouch and attached to the FedEx International Ground package, or the first package in an multiple-piece shipment (MPS). Each shipment must include:

- 1 signed copy and 4 originals for Canada, and 1 signed copy and 2 originals for Puerto Rico.
- The broker information (including Non-Resident Importer (NRI) designation if applicable) must be on the Commercial Invoice.
- The Commercial Invoice must also have contract details for your recipient, including a phone number.
- The recipient is automatically the Importer of Record (IOR) unless otherwise designated on the Commercial Invoice.

Note: For more information regarding specific clearance requirements for FedEx International Ground shipping, see your FedEx account executive.

18.4.2 Brokerage and Billing Options Between U.S. and Canada

FedEx Web Services includes a variety of features that will improve your shipping experience and increase the ease of transborder shipping of FedEx International Ground packages between the U.S. and Canada.

- **Brokerage Inclusive Services:** Through the new default brokerage-inclusive service option, FedEx International Ground shipping gives you one point of contact, and initiates regulatory clearance while your packages are still en route.
- **Broker Selection Option:** If you prefer to use your own broker, you have the option to do so.
- **Flexible Billing Solutions:** You now have the option to bill duties, taxes, and ancillary fees to the shipper, the recipient, or a third party.

18.5 FedEx International Ground Coding Details

Before you begin coding FedEx International Ground shipping options, note the following:

- FedEx International Ground shipments are created using the ShipService WSDL.
- The ground collect billing option is also available for the Broker Select Option services.
- FedEx International Ground service allows multiple-package shipping so that you can create a single Commercial Invoice for the multiple-package shipment (MPS).
- FedEx Web Services does not generate hard copies of customs documents. However, you may capture reply elements to create a Commercial Invoice.
- A standard CI form can be printed at fedex.com/us/services/createlabels.

For more detailed information about the services offered by FedEx, see the electronic [FedEx Service Guide](#).

18.5.1 FedEx International Ground Ship Elements

In addition to basic elements required for all ship transactions as describes in the Introduction of the *FedEx Web Services Developer Guide*, the following elements are available to create a FedEx International Ground shipment.

Table 205. Recipient Information Elements

Element	Multiple Occurrence	Description
Company	No	Required
Contact	No	Required
StreetLines	No	At least one street address line is required.
StreetLines	No	Optional
City	No	Required
StateOrProvinceCode	No	Required for Canada and U.S.
PostalCode	No	Required

Element	Multiple Occurrence	Description
CountryCode	No	Identifies the recipient country.
CountryName	No	The fully spelled out name of a country.
Telephone	No	Required
Residential	No	Optional. If you ship to a residential address and do not include the Residential element, your rate quote will be incorrect.
RecipientEIN	No	Required if duties, taxes, and fees are billed to recipient.

Table 206. Billing Elements

Element	Multiple Occurrence	Description
ShippingChargesPayment/PaymentType	No	Required. Values are: <ul style="list-style-type: none"> ACCOUNT COLLECT (Ground) SENDER RECIPIENT THIRD_PARTY
AccountNumber	No	Required. Ensures that shipping and customs charges are billed to the correct account number, include the AccountNumber element that corresponds to the BillTo element.
Currency	No	Required. FedEx will provide currency conversion using FedEx Web Services. If you enter a currency other than the currency associated with your account, rate quotes will be returned based on the specified currency.
Country	No	Country code associated with the currency.
CustomerReferenceType	No	Optional. This element allows you to add reference information that prints on the shipping label and on your invoice. Reference information may also be used to track packages. Values are: <ul style="list-style-type: none"> BILL_OF_LADING CUSTOMER_REFERENCE DEPARTMENT_NUMBER ELECTRONIC_PRODUCT_CODE INTRACOUNTRY_REGULATORY_REFERENCE INVOICE_NUMBER P_O_NUMBER

Element	Multiple Occurrence	Description
		<ul style="list-style-type: none"> RMA_ASSOCIATION SHIPMENT_INTEGRITY STORE_NUMBER SHIPMENT_INTEGRITY prints only on the invoice. <i>Note: Reference information is submitted on the shipment level. However, you may add up to three references per shipment.</i>
CustomerReference/Value	No	Optional. Reference information to be associated with the CustomerReferenceType. For example, if you designate INVOICE_NUMBER in the CustomerReferenceType element, the actual invoice number associated with the package is included in the CustomerReference/Value element.

18.5.2 Multiple Piece Shipment Elements

Note: Up to 200 multiple piece shipment (MPS) packages may be created for one master shipment.

Table 207. Multiple Piece Shipment Elements

Element	Multiple Occurrence	Description
PackageCount	No	Required for MPS. Total number of packages in the shipment.
SequenceNumber	No	Required if PackageCount is greater than 1. The sequence number determines the master package and is important when shipment level information is added for that package. The shipment level information added to a master package applies to all packages in the shipment.
MasterTrackingID	No	Required. The MasterTrackingID element is returned with the first package reply. This element contains both the MasterTrackingNumber and the FormID elements. The MasterTrackingID element must be added to each subsequent ship request for all other packages in the MPS.
MasterTrackingID/TrackingIDType	Package	Valid values are: <ul style="list-style-type: none"> EXPRESS FREIGHT GROUND

Element	Multiple Occurrence	Description
		<ul style="list-style-type: none"> USPS FEDEX

Table 208. Package and Shipment Details Elements

Element	Multiple Occurrence	Description
ServiceType	No	Required. <i>Note: Both residential and commercial shipments use the FEDEX_GROUND ServiceType.</i>
PackagingType	Yes	Required. Valid value is YOUR_PACKAGING. <i>Note: Packages traveling to and from the U.S., Canada, and Puerto Rico require an additional package description. Use the PhysicalPackaging element to designate the package description.</i>
PhysicalPackaging	Yes	Required for packages traveling to and from the U.S., Canada, and Puerto Rico. This enumeration rationalizes the former FedEx Express® international "admissibility package" types (based on ANSI X.12) and the FedEx Freight packaging types. The values represented are those common to both carriers. See Appendix K: Physical Packaging Type Codes for valid packaging types.
Weight	Yes	Required. Units and Value are included in this element. Values for the Units element are: <ul style="list-style-type: none"> LB KG The Value element must contain the actual package weight. For multiple-piece shipments (MPS), each ship request must contain the package weight.
TotalWeight	No	Required for MPS. The TotalWeight element is submitted for the master package only, not the subsequent child packages. The master package (designated as 1 in the PackageCount element) contains the total package weight in the MPS. Units and Value are included in this element. Values for the Units element are: <ul style="list-style-type: none"> LB KG

Element	Multiple Occurrence	Description
		The Value element must contain the actual package weight.
Dimensions/Height	Yes	Optional. Submitted in the Ship request on the package level.
Dimensions/Width	Yes	Optional. Submitted in the Ship request on the package level.
Dimensions/Length	Yes	Optional. Submitted in the Ship request on the package level.
Dimensions/Units	Yes	Required if dimensions (Height, Width, Length) are submitted. Values are: <ul style="list-style-type: none"> • IN • CM
InsuredValue/Amount	No	You may enter a value in this element to declare additional value for this shipment. For MPS, the master package should contain the total declared value for the shipment. No declared value is added to subsequent child shipments. FedEx does not provide insurance of any kind. <i>Note: "InsuredValue" refers to declared value of the package. FedEx does not provide insurance of any kind.</i>
RequestedShipment/Date	No	Date of shipment. For FedEx International Ground, this date can be the current date or up to 10 days in advance.
RequestedShipment/TimeStamp	No	Time of shipment based on shipper's time zone. Defaults to CDT. The date format must be YYYY-MM-DDTHH:MM:SS-xx:xx. The time must be in the format: HH:MM:SS using a 24-hour clock. The date and time are separated by the letter T, such as 2009-06-26T17:00:00. The UTC offset indicates the number of hours/minutes, such as xx:xx, from UTC, such as 2009-06-26T17:00:00-04:00 is defined as June 26, 2009 5:00 p.m. Eastern Time. See Appendix H: Vague Commodity Descriptions section of <i>Web Services Developer Guide</i> for more information.

Table 209. International Ground Label Requirements

Element	Multiple Occurrence	Description
LabelSpecification	No	To identify the type of label format you will receive, elements in the LabelSpecification complex type element should be included in the ProcessShipment reply, depending on your label format. For more information about label printing see Create a Label .

Table 210. Broker Selection Elements

Element	Multiple Occurrence	Description
CustomsClearanceDetailBrokers/AccountNumber	No	Optional. Broker's valid FedEx account number.
CustomsClearanceDetail/Brokers/Party/Tins	No	Optional. Tax ID number (EIN).
CustomsClearanceDetail/Broker/TinNumber	No	Corresponding valid Tax ID number; must match Broker/Tin description.
CustomsClearanceDetail/Brokers/Type	No	Specify one of the valid values: <ul style="list-style-type: none"> EXPORT IMPORT <i>Note: EXPORT is only valid for Freight shipments and Mexico origin shipments.</i>
CustomsClearanceDetail/Brokers/Broker	No	The two broker scenario for Mexico outbound shipments is optional - two brokers are not a required entry.
CustomsClearanceDetail/Contact/PersonName	No	Required.
CustomsClearanceDetail/Contact/CompanyName	No	Required if PersonName is not supplied.
CustomsClearanceDetail/Contact/PhoneNumber	No	Required.
CustomsClearanceDetail/Contact/PhoneExtension	No	Optional. Identifies the phone extension associated with this contact.
CustomsClearanceDetail/Contact/TollFreePhoneNumber	No	Optional. Identifies a toll free number, if any, associated with this contact.

Element	Multiple Occurrence	Description
CustomsClearanceDetail/Contact/ PagerNumber	No	Optional
CustomsClearanceDetail/Contact/ FaxNumber	No	Optional
CustomsClearanceDetail/Contact/ EmailAddress	No	Optional
CustomsClearanceDetail/Address/ StreetLines	No	Optional
CustomsClearanceDetail/Address/ City	No	Optional
CustomsClearanceDetail/Address/ StateOrProvinceCode	No	Optional
CustomsClearanceDetail/Address/ PostalCode	No	Optional
CustomsClearanceDetail/Address/ CountryCode	No	Optional
CustomsClearanceDetail/Address/ CountryName	No	Optional. The fully spelled out name of a country.

18.5.3 Commodity Information

Note: A maximum of 20 occurrences of the commodity line item information is supported in the ShipService WSDL. Commodity information must be included in the Ship request for all packages in an multiple-piece shipment (MPS).

Table 211. CommodityInformation Elements

Element	Multiple Occurrence	Description
Commodity/NumberOfPieces	Yes	Required. The total number of packages within the shipment that contain this commodity (can be less than or equal to PackageCount).
Commodity/Description	Yes	A minimum of three characters is required for this element. Maximum number of characters is 450. See Appendix H: Vague Commodity Descriptions for a list of appropriate commodity descriptions.
Commodity/CountryOfManufacture	Yes	Code of the country in which the commodity contents were produced or manufactured in their final form. <i>Note: "multiple countries" (country code 'XX') is not</i>

Element	Multiple Occurrence	Description
		<i>accepted as a valid country anymore.</i>
Commodity/HarmonizedCode	Yes	Optional. For efficient customs clearance, a Harmonized Code should be included for all commodities in a shipment. For more information regarding Harmonized Code look-up, go to fedex.com/GTM_
Commodity/Quantity	Yes	Total quantity of an individual commodity within this shipment (used in conjunction with QuantityUnits). For example, if your MPS contains 10 baseballs, 10 is included in this element as part of the commodity description of baseballs assuming that the QuantityUnits value is EA. Must be included for each commodity.
Commodity/CIMarksandNumbers	Yes	Optional. An identifying mark or number used on the packaging of a shipment to help customs identify a particular shipment.
Commodity/QuantityUnits	Yes	Required. Unit of measure (for example: EA = each; DZ = dozen) of each commodity in the shipment.
Commodity/Weight	Yes	Required. Weight of each commodity.
Commodity/Unit Price	Yes	Required. Customs value for each piece of a particular commodity in the shipment.
Commodity/Amount	Yes	Required. At least one occurrence is required for international commodity shipments. The Commodity/Amount must equal the commodity UnitPrice times Units.
Commodity/ExportLicenseNumber	No	Required only if a commodity is shipped on a commercial export license.
Commodity/ExportLicenseExpirationDate	No	Required only if a commodity is shipped on a commercial export license and the ExportLicenseNumber element is supplied.
CommercialInvoice/Comments	Yes	A maximum of four occurrences per commodity may be included.
customsClearanceDetail/NAFTA	No	For shipments to NAFTA countries (U.S., Canada, and Mexico), you are required to enter the appropriate NAFTA information for your shipment.

Element	Multiple Occurrence	Description
		For more information regarding these requirements, go to fedex.com/us/customersupport/ftn/faq/nafta.html .
NAFTACommodityDetail	No	Optional. Specify the NAFTA commodity detail for the shipment.
NAFTACommodityDetail/PreferenceCriterion	No	Optional. Preference for each commodity in the shipment: A - The good was obtained or produced entirely in a NAFTA country. B - The good was produced entirely in a NAFTA country and satisfies the specific origin that applies to its tariff classification.
NAFTACommodityDetail/ProducerDetermination	No	Optional. If you are the Producer of the commodity, specify Yes. If you are not the producer of the commodity, select No and indicate whether the certificate is based on one of the following: No (1) - Your knowledge of the commodity No (2) - Written statement from producer No (3) - Signed certificate from producer
NAFTACommodityDetail/ProducerId	No	Identifies the commodity producer when multiple producers are used in a single shipment.
NAFTACommodityDetail/NetCostMethod	No	Optional. The Net cost (NC) method calculates regional value content (RVC) as a percentage of the net cost to produce the good. Net cost represents all costs incurred by the producer minus promotions, royalties, shipping, and nonallowable interest costs. Specify one of the following: No - Select No if the RVC is not calculated according to the net cost method. NC - Select NC if the RVC is calculated according to the net cost method.
NAFTACommodityDetail/NetCostDateRange	No	Optional. Specify NC plus date range if RVC is calculated according to the net cost method over a period of time. Enter the beginning and ending dates of the time period in a MM/DD/CCYY format or select from the calendar icons.

Note: In addition to standard ground ship replies, FedEx International Ground transit times are returned in the Ship reply.

18.5.4 International/NAFTA Information

The following elements apply to U.S. to Canada FedEx International Ground shipments only. They *do not* apply to Canada to U.S. FedEx International Ground shipments. For international multiple-piece shipments, request GAA on the master piece.

Table 212. FedEx International Ground U.S. to Canada NAFTA Elements

Element	Multiple Occurrence	Description
Print General Agency Authority (GAA) Form	No	Optional. Print the GAA.
GAA Media Type	No	Optional. Specify the form for the GAA as PNG or PDF.
Provide GAA Instructions	No	Optional. Specify whether to include GAA instructions.
List Clearance Entry Fee Surcharge	No	Optional. Specify the list clearance entry fee surcharge.
Clearance Entry Fee Surcharge (Discount)	No	Optional. Specify the list clearance entry fee surcharge discount.
GAA Form	No	Optional. Specify the location of the GAA form.
GAA Form Copies To Print	No	Optional. Specify the number of GAA form copies to print.
GAA Instructions	No	Optional. Specify the GAA instructions.
GAA Instruction Copies to Print	No	Optional. Specify the number of GAA instruction copies to print.

18.5.5 Reply Elements

In addition to the standard reply elements for all Ship requests, the following FedEx International Ground elements are returned:

Table 213. International Ground Reply Elements

Element	Description
MasterTrackingID/TrackingNumber	Returned for international multiple piece shipments (MPS).
MasterTrackingID/FormID	Returned for international MPS.
Taxes/TaxType/HST	Returned for Canadian origin shipments.
Taxes/TaxType/GST	Returned for Canadian origin shipments.
Taxes/TaxType/PST	Returned for Canadian origin shipments.

Table 214. International/NAFTA Reply Information

Element	Description
List Clearance Entry Fee Surcharge	Returned list clearance entry fee surcharge.
Clearance Entry Fee Surcharge (Discount)	Returned list clearance entry fee surcharge discount.
GAA (General Agency Authority) form	Returned location of the GAA form. Applies only to U.S. to Canada FedEx International Ground shipments. Does not apply to Canada to U.S. FedEx International Ground shipments.
GAA Form Copies To Print	Returned number of GAA form copies to print. Applies to U.S. to Canada FedEx International Ground shipments. Does not apply to Canada to U.S. FedEx International Ground shipments.
GAA Instructions	Returned GAA instructions. Applies only to U.S. to Canada FedEx International Ground shipments. Does not apply to Canada to U.S. FedEx International Ground shipments.
GAA Instruction Copies to Print	Returned number of GAA instruction copies to print. Applies to U.S. to Canada FedEx International Ground shipments. Does not apply to Canada to U.S. FedEx International Ground shipments.

18.5.6 Reference Elements with Output Location

The ShipService WSDL includes the elements in [Appendix AB: Customer Reference Elements](#).

18.5.7 Delivery Signature Options (FedEx International Ground)

See [Delivery Signature Options](#) for more information.

18.5.8 Future Day Shipping (FedEx International Ground)

See [FedEx Express U.S. Future Day Shipping](#) for more information.

18.5.9 FedEx Ground Collect On Delivery (C.O.D.) (International)

See [FedEx International Ground Shipping](#) for more information.

18.5.10 Alternate Return Address (FedEx International Ground)

See [FedEx Express U.S. Alternate Return Address](#) for more information.

18.5.11 Mask Account Number (FedEx International Ground)

See [FedEx Express U.S. Masked Data](#) for more information.

18.6 FedEx International Broker

FedEx International Broker Select® allows you to designate a specific customs broker other than FedEx (or our designated broker).

18.6.1 FedEx International Broker Select Service Details

FedEx International Broker Select is available when using the following services to ship to select countries:

- FedEx International Priority®
- FedEx International Economy®
- FedEx International Priority® Freight
- FedEx International Economy® Freight
- FedEx International Ground® to Canada

Note: FedEx International Broker Select is a contract service. Contact your FedEx account executive for more information.

For more detailed information about the services offered by FedEx, see the electronic [FedEx Service Guide](#).

18.6.2 FedEx International Broker Select Coding Details

Before you begin coding FedEx International Broker Select, you should know the following:

- You must contact your FedEx account executive to be enrolled for this service.
- Saturday services are not allowed for FedEx International Broker Select.
- An additional routing surcharge applies to your FedEx International Broker Select shipments if you choose to have FedEx complete delivery after customs clearance and if your recipient and customs broker are served by different FedEx clearance points.

Note: Certain customs limitations may apply for FedEx International Broker Select shipments. Contact FedEx Express® International Customer Service at 1.800.247.4747 for requirements.

FedEx International Broker Select is requested using the ShipService WSDL. In addition to the basic shipping elements required for a FedEx Express international shipment, the following elements are available for FedEx International Broker Select:

Table 216. International Broker Select Elements

Element	Description
CustomsClearanceDetail/Party/Account Number	Optional. Broker's valid FedEx account number.
CustomsClearanceDetail/Party/Tins	Optional. Tax ID Number. EIN (Employer Identification Number).
CustomsClearanceDetail/Party/Contact	Required. The descriptive data for a point-of-contact person.
CustomsClearanceDetail/Contact/ContactId	Optional.

Element	Description
	Client provided identifier corresponding to this contact information.
CustomsClearanceDetail/Contact/Person Name	Required
CustomsClearanceDetail/Contact/Company Name	Required
CustomsClearanceDetail/Contact/Phone Number	Required
CustomsClearanceDetail/Contact/Phone Extension	Optional. Identifies the phone extension associated with this contact.
CustomsClearanceDetail/Contact/TollFreePhoneNumber	Optional. Identifies a toll free number, if any, associated with this contact.
CustomsClearanceDetail/Contact/Pager Number	Optional
CustomsClearanceDetail/Contact/FaxNumber	Optional
CustomsClearanceDetail/Contact/EmailAddress	Optional
CustomsClearanceDetail/PartyAddress/StreetLines	Required. Combination of number, street name, etc. At least one line is required for a valid physical address; empty lines should not be included.
CustomsClearanceDetail/Address/Street Lines	Optional. Additional street lines can be included as needed.
CustomsClearanceDetail/Address/City	Required
CustomsClearanceDetail/Address/State OrProvinceCode	Required for U.S. or CA
CustomsClearanceDetail/Address/Postal Code	Optional
CustomsClearanceDetail/Address/CountryCode	Required
CustomsClearanceDetail/Address/CountryName	Optional. The fully spelled out name of a country.

18.7 B13A for Canada Export Shipping

The B13A is an export declaration form filed with Canada Customs by the Canadian exporter for all outbound shipments containing non-restricted goods when the commercial goods are valued at \$2,000 CAD or more and the final destination of the goods is a country other than the United States, Puerto Rico, or the United States Virgin Islands.

18.7.1 B13A Service Details

The following service details apply:

- You need to submit and/or declare your Export Declaration (B13A) form to Canada Customs. FedEx WebServices do not generate this document.
- For shipments of documents and commodities, the B13A is required when a shipment exceeds a customs value of \$2,000CAD.
- The B13A is also required for shipments of controlled commodities, as defined by Revenue Canada Customs and related agencies, regardless of the value of the shipment.

Note: If you have questions regarding B13A shipping requirements, go to [B13A FAQs](#) for more information.

For more detailed information about the services offered by FedEx, see the electronic [FedEx Service Guide](#).

18.7.2 B13A Coding Details

For product and/or commodity shipments: The B13A Filing Option element and associated elements must be provided for shipments of any value that are consigned to countries other than the United States, Puerto Rico, or the U.S. Virgin Islands.

For document shipments: The B13A Filing Option element and associated elements must be provided for shipments consigned to countries other than the United States, Puerto Rico, or the U.S. Virgin Islands and if the value exceeds:

- \$1,999.99 CAD
- \$999.99 USD
- \$0.00 for any other currency type

Note: The B13A Authorization Code, if submitted, prints on the international shipping label.

Required elements for the B13A export declaration are provided in the ShipService WSDL:

Table 139. B13A Elements

Element	Description
ExportDetail/B13AFilingOption	<p>Required for all FedEx Express® International shipments outbound from Canada that are not destined to the United States, U.S. Virgin Islands, or Puerto Rico.</p> <p>Valid values:</p> <ul style="list-style-type: none"> • FEDEX_TO_STAMP • FILED_ELECTRONICALLY • MANUALLY_ATTACHED

Element	Description
	<ul style="list-style-type: none"> • NOT_REQUIRED • SUMMARY_REPORTING <p><i>Note: If MANUALLY_ATTACHED is specified, your manually filed B13A must be time and date stamped at a Canada Customs office before you ship. The shipment-status tracking number must be indicated on the stamped B13A. One original copy of the stamped B13A must be attached to the shipping documentation. You are not required to enter the 21-character B13A transaction number at the time of shipping. If FILED_ELECTRONICALLY is specified, your B13A authorization code must be obtained by submitting your B13A information using the CAED software. To add the required shipment-status tracking number to your B13A declaration, return to the CAED software after you create your shipping label and update your original B13A declaration with this information.</i></p>
ExportDetail/ExportComplianceStatement	General field for exporting country-specific data (such as B13A for CA, FTSR Exemption or AES Citation for US).
ExportDetail/PermitNumber	If you enter NOT_REQUIRED as the B13AFilingOption, you may enter a Canada export permit number as well (optional).
ExportDetail/DestinationControlDetail	Department of Commerce/Department of State information about this shipment.

18.8 Electronic Export Information

The Electronic Export Information (EEI) is the equivalent electronic version of the Shipper's Export Declaration (SED), Department of Commerce (Census Bureau) form 7525-V, which can no longer be submitted to the U.S. government (as of September 30, 2008). The EEI provides export statistics and control by reporting all pertinent export data of an international shipment transaction.

The EEI is required by the U.S. Department of Census to obtain statistical data and also by the Bureau of Industry and Security (BIS) to assist in enforcing export controls. The EEI is required when the total value of goods classified under any Schedule B number exceeds \$2500 USD or the commodities listed require an export license. This information is mandatory and must be submitted electronically by the exporter or agent through the Automated Export System (AES) for commodities listed on the Commerce Control List (CCL).

The EEI is not required for shipments from the U.S. to Canada unless the merchandise is subject to International Traffic in Arms Regulations (ITAR) or requires an export license or permit. An EEI is not required for shipment to other U.S. possessions (American Samoa, Baker Island, Commonwealth or the Northern Mariana Islands, Guam, Howland Islands, Jarvis Island, Johnston Atoll, Kingmen Reef, Midway Islands, Navassa Island, Palmyra Atoll, and Wake Island) or from the U.S. Virgin Islands to the U.S. or Puerto Rico.

18.8.1 Where to File

File your EEI information with AESDirect at www.aesdirect.gov because of U.S. Government changes in the EEI process. This Government-supported website facilitates your filing requirements and provides you with the appropriate shipper identification for your packages. FedEx will apply this information with your shipment but will no longer file this information for you.

For more information regarding EEI filing, the following locations are available:

- FedEx International Shipping page: fedex.com/us/international
- FedEx Global Trade Manager: fedex.com/GTM
- AESDirect: www.aesdirect.gov
- U.S. Census Bureau: www.census.gov/foreign-trade/

18.8.2 When to File

File an EEI for all shipments from the U.S., Puerto Rico or the U.S. Virgin Islands to foreign destinations. It is also required for all shipments between the U.S. and Puerto Rico, and from the U.S. or Puerto Rico to the U.S. Virgin Islands if any of the following apply:

- Shipment of merchandise under the same Schedule B commodity number is valued at more than \$2,500 USD and is sent from the same exporter to the same recipient on the same day.

Note: Shipments to Canada from the U.S. are exempt from this requirement

- The shipment contains merchandise, regardless of value, that requires an export license or permit.
- The merchandise is subject to International Traffic in Arms Regulations (ITAR), regardless of value.
- The shipment, regardless of value, is being sent to Cuba, Iran, North Korea, Sudan or Syria.
- The shipment contains rough diamonds, regardless of value (HTS 7102.10, 7102.21 and 7102.31).

An EEI is *not* required for shipments to other U.S. territories (American Samoa, Commonwealth of the Northern Mariana Islands, Guam, Howland Islands and Wake Island) or from the U.S. Virgin Islands to the U.S. or Puerto Rico.

18.8.3 U.S. to Canada

The EEI is *not* required for shipments from the U.S. to Canada except when one of the following apply:

- Merchandise is subject to International Traffic in Arms Regulations (ITAR)
- Shipment requires an export license or permit
- Shipped commodity is rough diamonds.

For more information about Electronic Export Information, go to the FedEx Global Trade Manager site at fedex.com/GTM.

18.8.4 Information for the EEI

Identify the following information before you complete the Electronic Export Information.

- USPPI EIN and ID — if the shipper is a corporation, you'll need the EIN Employer Identification Number (Tax ID) of the U.S. principal party in interest. If the shipper is an individual, you'll need the person's social security number.

- Information about the relationship of parties to the transaction is required. This information indicates whether the sender and recipient are subsidiaries or divisions of the same company or are unrelated.
- Transportation Reference No. — requires that you supply your FedEx International Air Waybill number.
- Ultimate Consignee — identify the end user of the merchandise you are shipping only if the ultimate consignee is different from the consignee you entered on your FedEx International Air Waybill.
- Country of Ultimate Destination — indicate the country where the shipment will ultimately be used.
- D/F/ or M (Domestic or Foreign in AES) — indicate if the commodity was made or manufactured in the U.S. (D=domestic) or made or manufactured outside the U.S. (F=foreign).
- Schedule B Number (Commodity Classification Number in AES) — enter the correct Schedule B or Harmonized Code number and units. To find this information, go to the FedEx Global Trade Manager site on fedex.com/gtm or call the U.S. Census Bureau at 1.800.549.0595.
- Value — enter the selling price or cost of the merchandise if it has not been sold.
- License No./License Exception Symbol/Authorization (License Number/Citation in AES) — enter your export license number or license exception symbol. To determine if you need to supply this information, call the U.S. Department of Commerce at 1.202.482.4811 or 1.714.660.0144 in Newport Beach, California or go to the Bureau of Industry and Security website at www.bis.doc.gov/.

18.8.5 Electronic Export Information Coding Details

Electronic Export Information (EEI) shipments require either an exemption number or an ITN number (Internal Transaction Number) received from filing your EEI shipment data with AESDirect (go to www.aesdirect.gov to use this application). Elements for submitting your ITN or EEI exemption number to FedEx are provided in the ShipService WSDL.

Table 140. ITN or EEI Exemption Number Elements

Element	Description
Sender/Tins/TinType	As the shipper, your tax identification information must be uploaded to FedEx for EEI shipments. Specify the Employer Identification Number (EIN). Valid values: <ul style="list-style-type: none"> • BUSINESS_NATIONAL • BUSINESS_STATE • BUSINESS_UNION • PERSONAL_NATIONAL • PERSONAL_STATE
Sender/Tins/Number	Specify the Taxpayer Identification/Number with the corresponding ID number for TinType.

Element	Description
CustomsClearanceDetail/ExportDetail/ExportComplianceStatement	For shipments requiring an EEI, enter the ITN number received from AES when you filed your shipment or the FTR (Foreign Trade Regulations) exemption number. The proper format for an ITN number is AES XYYYYMMDDNNNNNN where YYYYYMMDD is date and NNNNNN are numbers generated by the AES.

Note: The ITN or FTR exemption number you submit in the Ship request prints on the international shipping label.

18.9 Commercial Destination Control

For shipments that travel under an ITAR exemption or ITAR license outbound from the U.S., Puerto Rico, the Virgin Islands, and all other U.S. territories to all other international destinations, the Department of State Commercial Destination Control Statement (DCS) must be printed on your thermal or laser shipping label, the Commercial Invoice, and any supporting export documents accompanying these shipments. FedEx Web Services provide three elements in the ShipService WSDL for you to have the appropriate DCS on your shipping label.

18.9.1 Commercial Destination Control Service Details

There are two types of Department of State shipments:

1. Exempt: Department of State exempt statements are allowed for all FedEx international services except FedEx International Ground® shipments to Canada.
2. Licensable: Licensable Department of State shipments are allowed for FedEx International Priority® and FedEx International Priority® Freight services only.

Note: Shipments from the U.S., Puerto Rico, or the U.S. Virgin Islands to Guam, American Samoa, or Northern Mariana Islands are excluded from this requirement.

For more detailed information about the services offered by FedEx, see the electronic [FedEx Service Guide](#).

18.9.2 Commercial Destination Control Coding Details

Required elements for printing the Commerce Destination Control Statement on your shipping label are provided in the ShipService WSDL:

Table 141. Commerce Destination Control Statement Elements

Element	Description
CustomsClearanceDetail/ExportDetail/DestinationControlDetail/StatementTypes	Optional Values are: <ul style="list-style-type: none"> • DEPARTMENT_OF_COMMERCE • DEPARTMENT_OF_STATE

Element	Description
CustomsClearanceDetail/ExportDetail /DestinationControlDetail/DestinationCountries	Optional / Required if StatementType is DEPARTMENT_OF_STATE Specify DCS shipment destination country. You may enter up to four country codes in this element. Up to 11 alphanumeric characters are allowed. See Appendix A: Country Code Tables section of <i>Web Services Developer Guide</i> for a list of countries.
CustomsClearanceDetail/ExportDetail/ DestinationControlDetail/EndUser	Optional / Required if StatementType is DEPARTMENT_OF_STATE Specify the End-user name.

19 Locations Service

The Locations Service WSDL searches for, and returns, the addresses of the nearest FedEx package drop-off locations, including FedEx Office® Print and Ship Center, Drop Box and Ship and Get Locker locations.

Use the Locations Service WSDL to request FedEx locations available for FedEx Express® and FedEx Ground® package drop-off. This transaction searches for and returns the addresses of the nearest FedEx location. You can also use the Locations service to find FedEx locations that provide [Hold at FedEx Location](#) service.

19.1 Locations Service Details

The Locations Service lets you search for FedEx drop-off locations by address, geographic coordinates, or phone number.

You can also narrow your search by type of location. One, multiple, or all types of the FedEx locations listed may be specified in the search request:

- FedEx Authorized ShipCenter® locations: Access the FedEx transportation network at over 5,800 independently owned and operated pack and ship locations across the U.S. Stores participating in the FedEx Authorized ShipCenter program also provide other business services. FedEx Authorized ShipCenter locations may apply additional charges to the FedEx published rates.
- Express Station
- Office Location
- Self Service Location: Drop off FedEx Express packages (up to 20" x 12" x 6") at a FedEx Express® Drop Box. Drop boxes cannot be used for FedEx Ground packages or dangerous goods shipments.
- The following Hold-At-Location location types are supported:
 - Drop Box – For FedEx Express packages
 - Ship and Get Lockers – FedEx Ground and Express packages
 - Office – FedEx Express and Ground packages
 - Express Stations – Only Express packages

Additionally, the search request supports an attribute to specify that the locations support FedEx Express or FedEx Ground Redirect to Hold capability and attributes to specify specific capabilities at the location such as Accepts Cash, Dangerous Goods Service, Ground Dropoff Service, Home Delivery Dropoff Service, Open 24 Hours, Returns Services, Same Day City Dropoffs and so on.

The Search Locations Request will also provide a map URL for the locations returned. In addition to the locations address, the search reply will also return normal hours of operation, exception hours of operation, location contact information (when available: phone number, fax number, email address), accepted currency and location holidays for the locations that met the criteria specified in the request.

You may also narrow your search by the following:

- Saturday Service available
- Packing Service available (most FedEx Office locations): FedEx will pack your shipment for you (at an extra charge).

- Packing Supplies available (anywhere FedEx Express packing materials are supplied; does not include FedEx Ground materials).
- Latest Express drop-off locations: Returns locations with the latest drop-off time near you.
- Express drop-off after: Drop a package off after a specific time, such as 5 p.m. Use this element to search for drop-off locations open after 5 p.m.

Note: The Locations Service WSDL returns up to 25 locations within a 50-mile radius of your address.

19.2 Location Request Coding Details

In addition to the basic request elements required for all transactions as described in the Introduction, the following elements are available when coding a FedExSearchLocationsRequest:

19.2.1 Search Locations Request Elements

Table 142. SearchLocationsRequest Elements

Element	Description
EffectiveDate	The date.
LocationsSearchCriterion	Required Specify the criterion that may be used to search for FedEx locations. Valid values: <ul style="list-style-type: none"> • ADDRESS • GEOGRAPHIC_COORDINATES • PHONE_NUMBER
Address	Required Descriptive data for a physical location. May be used as an actual physical address (place to which one could go), or as a container of "address parts" which should be handled as a unit (such as a city-state-ZIP combination within the U.S.).
Address/StreetLines	Combination of number, street name, etc. At least one line is required for a valid physical address; empty lines should not be included.
Address/City	Name of city, town, etc.
Address/StateOrProvinceCode	Identifying abbreviations for U.S. state, Canada province, etc. Format and presence of this element will vary, depending on country.
Address/PostalCode	Identification of a region (usually small) for mail/package delivery. Format and presence of this element will vary, depending on country.
Address/UrbanizationCode	Relevant only to addresses in Puerto Rico.
Address/CountryCode	Required

Element	Description
	The two-letter code used to identify a country. Required when searching by any of the LocationsSearchCriterion, even PhoneNumber and GeographicCoordinates.
Address/CountryName	The fully spelled out name of a country.
Address/Residential	Indicates whether this address is residential (as opposed to commercial).
PhoneNumber	Identifies the phone number associated with this contact if the search criterion is PHONE_NUMBER. Numeric value only, for example 9015551234. Mobile numbers will not return results.
GeographicCoordinates	Geographic coordinates if the search criterion is GEOGRAPHIC_COORDINATES. ISO 6709 format, for example +40.75-074.00/
MultipleMatchesAction	Specify the criterion to be used to return location results when there are multiple matches. Valid values are: <ul style="list-style-type: none"> • RETURN_ALL • RETURN_ERROR • RETURN_FIRST
SortDetail	Specify the details on how the location search results will be sorted in the reply.
SortDetail/Criterion	Specify the criterion to be used to sort the location details. Valid values are: <ul style="list-style-type: none"> • DISTANCE • LATEST_EXPRESS_DROPOFF_TIME • LATEST_GROUND_DROPOFF_TIME • LOCATION_TYPE
SortDetail/Order	Specify the sort order of the location details. Valid values: <ul style="list-style-type: none"> • HIGHEST_TO_LOWEST • LOWEST_TO_HIGHEST
RequestedReservationDetail	You can check for Ship and Get locker availability for redirect to Hold of the tracking number identified in the reservation detail.
RequestedReservationDetail/ UniqueTrackingNumber/ TrackingNumber	Search for RTH to a Ship and Get Locker can be requested by populating this element. <i>Note: You should populate this element in the ReservationDetail in order to correctly identify the shipment.</i>
Constraints	Constraints to be applied to location attributes.

Element	Description
Constraints/RadiusDistance	Specify the value and units of the radius around the address to search for FedEx locations.
Constraints/RadiusDistance/Value	Identifies the maximum distance to return locations for.
Constraints/RadiusDistance/Units	Identifies the unit of measure for the distance value. Valid values: <ul style="list-style-type: none"> • KM • MI
Constraints/ExpressDropOffTimeNeeded	The latest time at which the customer can drop off a package for being shipped using an Express service.
Constraints/ResultsFilters	Specify the criteria used to filter the results of locations searched. valid value: <ul style="list-style-type: none"> • EXCLUDE_LOCATIONS_OUTSIDE_STATE_OR_PROVINCE • EXCLUDE_LOCATIONS_OUTSIDE_COUNTRY
Constraints/SupportedRedirectToHoldServices	Specify the types of services supported by a FedEx location for redirect to hold. Valid values: <ul style="list-style-type: none"> • FEDEX_EXPRESS • FEDEX_GROUND • FEDEX_GROUND_HOME_DELIVERY <i>Note: Ship and Get locations can support any of these 3 redirect –to-hold services (as defined in the FedEx enterprise).</i>
Constraints/RequiredLocationAttributes	The location attributes Locations Service uses to filter by. If more than one value is specified, only those locations that have all the specified attributes will be returned. The attributes are: <ul style="list-style-type: none"> • ACCEPTS_CASH • ALREADY_OPEN • COPY_AND_PRINT_SERVICES • DANGEROUS_GOODS_SERVICES • DIRECT_MAIL_SERVICES • EXPRESS_FREIGHT_DROPOFFS • EXPRESS_PARCEL_DROPOFFS • FEDEX_FREIGHT_DROPOFFS • GROUND_DROPOFFS • GROUND_HOME_DELIVERY_DROPOFFS • LOCATION_IS_IN_AIRPORT

Element	Description
	<ul style="list-style-type: none"> • NOTARY_SERVICES • OBSERVES_DAY_LIGHT_SAVING_TIMES • OPEN_TWENTY_FOUR_HOURS • PACKAGING_SUPPLIES • PACK_AND_SHIP • PASSPORT_PHOTO_SERVICES • RETURNS_SERVICES • SATURDAY_DROPOFFS • SATURDAY_EXPRESS_HOLD_AT_LOCATION • SIGNS_AND_BANNERS_SERVICE • SONY_PICTURE_STATION • VIDEO_CONFERENCING • WEEKDAY_EXPRESS_HOLD_AT_LOCATION • WEEKDAY_GROUND_HOLD_AT_LOCATION • SAME_DAY_DROPOFFS • SAME_DAY_CITY_DROPOFFS • DROP_BOX • SHIP_AND_GET • CLEARANCE_SERVICES • DOMESTIC_SHIPPING_SERVICES • INTERNATIONAL_SHIPPING_SERVICES
Constraints/ResultsToSkip	A positive number indicating the number of results to skip.
Constraints/ResultsRequested	A positive number indicating the number of results requested.
Constraints/ LocationContentOptions	Specify the options provided for the location. Valid values: <ul style="list-style-type: none"> • HOLIDAYS • LOCATION_DROPOFF_TIMES • MAP_URL
Constraints/ LocationTypesToInclude	Specify the type of FedEx facility to include. Valid values: <ul style="list-style-type: none"> • FEDEX_FACILITY • FEDEX_FREIGHT_SERVICE_CENTER • FEDEX_GROUND_TERMINAL

Element	Description
	<ul style="list-style-type: none"> FEDEX_HOME_DELIVERY_STATION FEDEX_SHIPSITE FEDEX_SMART_POST_HUB

19.2.2 Search Locations Reply Elements

Successful reply data (based on your search criteria) are returned in a SearchLocationsReply:

Table 143. SearchLocationsReply Elements

Element	Description
TotalResultsAvailable	Specify total number of location results that are available.
ResultsReturned	Specify the number of location results returned in this reply.
FormattedAddress	Specify the address formatted to have correct postal code per USPS standards.
AddressToLocationRelationship	The details about the relationship between the address requested and the locations returned.
AddressToLocationRelationship /MatchedAddress	Address as provided in the request.
AddressToLocationRelationship /MatchedAddressGeographicCoordinates	Specify the geographic coordinates for the matched address.
AddressToLocationRelationship /DistanceAndLocationDetails	Specify the distance between the matched address and the addresses of matched FedEx locations. Also Specify the details of the FedEx locations.
AddressToLocationRelationship /DistanceAndLocationDetails /LocationDetail /ClearanceLocationDetail	Provides Details about the clearance location. Valid values: <ul style="list-style-type: none"> servicesSupported consolidationType clearanceLocationType specialServicesSupported clearanceCountries clearanceRoutingCode
AddressToLocationRelationship /DistanceAndLocationDetails /LocationDetail /ClearanceLocationDetail	Specify the point of clearance details: <ul style="list-style-type: none"> DESTINATION_COUNTRY_CLEARANCE - Specify that the point of clearance is only for the destination country.

Element	Description
/DistributionClearanceType	<ul style="list-style-type: none"> SINGLE_POINT_OF_CLEARANCE - Indicates that there is single point of clearance.
AddressToLocationRelationship /DistanceAndLocationDetails /LocationDetail /ClearanceCountryDetail	<p>Specify the special services supported at the clearance location for an individual destination country.</p> <p>Valid values:</p> <ul style="list-style-type: none"> clearanceCountry specialServicesSupported
AddressToLocationRelationship /DistanceAndLocationDetails /LocationDetail /ClearanceCountryDetail /PackageSpecialServiceType	<p>Package Special Service types.</p> <p>Valid values:</p> <ul style="list-style-type: none"> ALCOHOL APPOINTMENT_DELIVERY COD DANGEROUS_GOODS DRY_ICE NON_STANDARD_CONTAINER PIECE_COUNT_VERIFICATION PRIORITY_ALERT SIGNATURE_OPTION
AddressToLocationRelationships /DistanceAndLocationDetails /LocationDetail /Attributes	<p>The location attributes Locations Service uses to filter by. If more than one value is specified, only those locations that have all the specified attributes will be returned.</p> <p>The attributes are:</p> <ul style="list-style-type: none"> ACCEPTS_CASH ALREADY_OPEN CLEARANCE_SERVICES COPY_AND_PRINT_SERVICES DANGEROUS_GOODS_SERVICES DIRECT_MAIL_SERVICES DOMESTIC_SHIPPING_SERVICES DROP_BOX EXPRESS_FREIGHT_DROPOFFS EXPRESS_PARCEL_DROPOFFS FEDEX_FREIGHT_DROPOFFS GROUND_DROPOFFS

Element	Description
	<ul style="list-style-type: none"> • GROUND_HOME_DELIVERY_DROPOFFS • INTERNATIONAL_SHIPPING_SERVICES • LOCATION_IS_IN_AIRPORT • NOTARY_SERVICES • OBSERVES_DAY_LIGHT_SAVING_TIMES • OPEN_TWENTY_FOUR_HOURS • PACKAGING_SUPPLIES • PACK_AND_SHIP • PASSPORT_PHOTO_SERVICES • RETURNS_SERVICES • SAME_DAY_CITY_DROPOFFS • SAME_DAY_DROPOFFS • SATURDAY_DROPOFFS • SATURDAY_EXPRESS_HOLD_AT_LOCATION • SHIP_AND_GET • SIGNS_AND_BANNERS_SERVICE • SONY_PICTURE_STATION • VIDEO_CONFERENCING • WEEKDAY_EXPRESS_HOLD_AT_LOCATION • WEEKDAY_GROUND_HOLD_AT_LOCATION
AddressToLocationRelationships/ DistanceAndLocationDetails/ LocationDetail /CarrierDetails	New ServiceType supports the following values: <ul style="list-style-type: none"> • SAME_DAY • SAME_DAY
SearchLocationsReply /AddressToLocationRelationships /DistanceAndLocationDetails /LocationDetail /CarrierDetails /NormalLatestDropOffDetails /Overlays /Type	Valid value: US_WEST_COAST
SearchLocationsReply /AddressToLocationRelationships /DistanceAndLocationDetails /LocationDetail /CarrierDetails	Valid value: US_WEST_COAST

Element	Description
/ExceptionalLatestDropOffDetails /Overlays /Type	
SearchLocationsReply /AddressToLocationRelationships /DistanceAndLocationDetails /LocationDetail /CarrierDetails /EffectiveLatestDropOffDetails /Overlays /Type	Valid value: US_WEST_COAST
SearchLocationsReply /AddressToLocationRelationships /DistanceAndLocationDetails /LocationDetail /CarrierDetails /CountryRelationship	Valid values: <ul style="list-style-type: none"> • DOMESTIC • INTERNATIONAL
AddressToLocationRelationships/ DistanceAndLocationDetails /LocationDetail /LocationContactAndAddress /AddressAncillaryDetail	Additional information about a physical location.
AddressToLocationRelationships /DistanceAndLocationDetails /LocationDetail /LocationContactAndAddress /Contact /PhoneNumber	Identifies the phone number associated with this location. Phone numbers will not be returned for Express Stations at this point.
SearchLocationsReply /AddressToLocationRelationships /DistanceAndLocationDetails /SupportedRedirectToHoldServices	Specify the types of services supported by a FedEx location for redirect to hold. Valid values: <ul style="list-style-type: none"> • FEDEX_EXPRESS • FEDEX_GROUND • FEDEX_GROUND_HOME_DELIVERY

Example 30: SearchLocationsRequest

```
<soapenv:Envelope xmlns:soapenv="http://schemas.xmlsoap.org/soap/envelope/"
xmlns:v1="http://fedex.com/ws/locs/v1">
  <soapenv:Header/>
  <soapenv:Body>
    <v1:SearchLocationsRequest>
      <v1:UserCredential>
        <v1:Key>xxxxxxxxxx</v1:Key>
      </v1:UserCredential>
    </v1:SearchLocationsRequest>
  </soapenv:Body>
</soapenv:Envelope>
```

```
        <v1:Password></v1:Password>
    </v1:UserCredential>
</v1:WebAuthenticationDetail>
<v1:ClientDetail>
    <v1:AccountNumber>XXXX</v1:AccountNumber>
    <v1:MeterNumber>XXX</v1:MeterNumber>
    <v1:Region>XX</v1:Region>
</v1:ClientDetail>
<v1:Version>
    <v1:ServiceId>locs</v1:ServiceId>
    <v1:Major>1</v1:Major>
    <v1:Intermediate>0</v1:Intermediate>
    <v1:Minor>0</v1:Minor>
</v1:Version>
<v1:EffectiveDate>YYYY-MM-DD</v1:EffectiveDate>
    <v1:LocationsSearchCriterion>GEOGRAPHIC_COORDINATES
</v1:LocationsSearchCriterion>
<v1:Address>
    <v1:StreetLines/>
    <v1:City/>
    <v1:StateOrProvinceCode/>
    <v1:PostalCode>XXXX</v1:PostalCode>
    <v1:UrbanizationCode/>
    <v1:CountryCode>XX</v1:CountryCode>
    <v1:Residential>0</v1:Residential>
</v1:Address>
<v1:PhoneNumber/>
<v1:GeographicCoordinates>XXXX</v1:GeographicCoordinates>
<v1:MultipleMatchesAction>RETURN_ALL</v1:MultipleMatchesAction>
<v1:SortDetail>
    <v1:Criterion>DISTANCE</v1:Criterion>
    <v1:Order>LOWEST_TO_HIGHEST</v1:Order>
</v1:SortDetail>
<v1:Constraints>
    <v1:RadiusDistance>
        <v1:Value>10.0</v1:Value>
        <v1:Units>KM</v1:Units>
    </v1:RadiusDistance>
</v1:Constraints>
</v1:SearchLocationsRequest>
</soapenv:Body>
</soapenv:Envelope>
```

19.3 UK/GB Locations Support

Customers can identify if UK/GB locations support domestic and/or international shipping using the following attributes:

- INTERNATIONAL_SHIPPING_SERVICES
- DOMESTIC_SHIPPING_SERVICES

Note: The above attributes are supported only for UK/GB, but will be expanded to other countries in the future. These attributes, are ignored if received on a SearchLocations request for any countries other than UK/GB.

If a SearchLocation is requested for any other countries, the error “The location attributes (attr 1 - attrN) are invalid for {COUNTRY_NAME}” will be returned. If domestic and/or international cutoff times exist for a UK location, both sets of cutoff times will be returned in the SearchLocations Reply. They will be differentiated by CarrierDetail/CountryRelationshipType = DOMESTIC or INTERNATIONAL.

Definitions for reply elements:

- NormalLatestDropOffDetails means ordinary/normal
- ExceptionalLatestDropOffDetails means an exception to the ordinary/normal
- EffectiveLatestDropOffDetails takes precedence and reflects current hours

For more detailed information about the services offered by FedEx, see the electronic [FedEx Service Guide](#).

20 Open Shipping

Open Shipping is a highly flexible feature that allows you to create and enter information for a shipment as it is received throughout the day, rather than entering all of the shipping information only when the shipment is ready to be processed. The shipment remains “open” for a five-day period and accepts package additions, deletions or edits during that time. At the end of five days, the shipment must be confirmed or it will be purged.

Open Ship shipments are often multiple-piece shipments but can also be shipments that contain single packages, referred to as single-piece shipments.

Note: Open Shipping is limited to 40 packages per shipment.

You may use the OpenShipService WSDL to create an open shipment and add packages to the shipment over a period of time. This gives you a flexible way to prepare your shipment throughout the day until you are ready to ship.

This chapter describes the procedure for creating, modifying and deleting an Open Ship shipment using Web Services and the OpenShip WSDL.

20.1 FedEx Services with Open Ship

You can use the Open Ship shipping method for the following FedEx services:

- FedEx Express® intra-U.S. and intra-Canada
- FedEx Ground® intra-U.S. and intra-Canada
- FedEx Home Delivery®
- FedEx SmartPost®
- FedEx International Priority®
- FedEx International Priority® Freight
- FedEx International Economy®

Note: You may also use the Open Ship method for Consolidation Services. Refer to Consolidation Services section of Ship Service for more information. For FedEx SmartPost openship shipments, the confirm action is required while creating that openship shipment.

20.2 Open Ship Process and Workflow

You can use Open Shipping to create a regular open shipment. An Open Ship shipment typically requires multiple transactions: one to CREATE the open shipment, one or more to ADD or MODIFY the packages in the shipment, and one to CONFIRM the open shipment. The table below illustrates the basic work flow for processing an Open Ship shipment, unless the CONFIRM action type is used.

Table 144. Open Ship Creation

Workflow Item	Description
1. CREATE Shipment	To CREATE a shipment requires the CreateOpenShipmentRequest transaction with required shipment information and at least one package defined (Action

Workflow Item	Description
	type = CREATE_PACKAGE or RequestedPackageLineItems information) in the request for a tracking number to be returned. A tracking number for the shipment is assigned but no labels are printed for the Open Ship CREATE shipment transaction.
2 - 4. ADD Piece* *not to exceed 40 pieces per shipment	Packages are processed individually by sending an AddPackagesToOpenShipmentRequest transaction. A unique tracking number is returned for each piece (aka package) processed. <i>Note: Though you can choose to process one package at a time, you can also create and confirm an openshipment with many packages in one transaction.</i>
5. CONFIRM Shipment	To CONFIRM the shipment, send the ConfirmOpenShipmentRequest, or use the CONFIRM action type. You must ADD a minimum of 1 (one) piece before you can CONFIRM an Open Ship shipment. Package labels and all other reports are returned in the CONFIRM shipment response.

20.3 About Web Services Open Ship Transactions

Open Ship transactions consist of seven steps that perform these functions:

1. CREATE shipment.
2. ADD packages.
3. DELETE packages or MODIFY information about them (optional).
4. MODIFY information about the shipment (optional). You can MODIFY information either for a package or a shipment, but you must select the correct element depending on what you want to do.
5. CONFIRM shipment.
6. VALIDATE shipment.
7. RETRIEVE package and/or RETRIEVE shipment.

20.3.1 Rules for Open Ship Transactions

Use the OpenShipService WSDL when you want to add multiple packages to a shipment over a period of time but do not know how many packages you plan to add or when the shipment will be complete. Using Open Ship gives you the flexibility to create the shipment first and add packages as needed. Read the rules for Open Ship transactions carefully.

Important: You must complete an Open Ship shipment within five (5) days after the CREATE transaction. After five (5) days, the entire shipment is deleted.

The following rules apply to Open Ship transactions:

- You can use some of the Open Ship operations with each other. For example, you can CREATE a shipment and CONFIRM the shipment with one transaction (assuming all required information to ship a package is received), or even MODIFY data, ADD a package, and CONFIRM.
- You have 5 days to CONFIRM an Open Ship shipment after a Close (End-of-Day) transaction. After the 5th day, the entire shipment is deleted if you do not CONFIRM the shipment. Also, if you do not CONFIRM a shipment on the same day when you CREATE it, or if a Future Day ship date is not

specified during the CREATE transaction, then you must change the Ship Date to the current day or later.

Note: The Close is applicable for FedEx Ground and FedEx SmartPost shipments. FedEx Express shipments are automatically closed and do not require a specific close operation.

- To ship a multiple-piece shipment (MPS) to a single consignee, use Open Ship to ADD individual packages to the shipment Or add multiple packages to the initial CREATE transaction if they are going to the same recipient.
- An Open Ship shipment must have at least one package at all times prior to CONFIRM. If a package is confirmed and is the only package in the shipment, the entire shipment is confirmed and you cannot add any more packages to the shipment.

20.4 Create Open Shipment

Use the Create Open Shipment transaction to CREATE Open Ship shipments.

1. Create the shipment by coding a transaction string that includes CreateOpenShipmentRequest package(s) or as part of a Consolidation that has already been created. See [Consolidated Shipping](#).
2. Define the first package during the CreateOpenShipment transaction using CREATE_PACKAGE or send the RequestedPackageLineItems information in the CreateOpenShipmentRequest. The CREATE_PACKAGE provides a package tracking number without providing package information. Add detailed package information using the ModifyPackageInOpenShipment transaction prior to shipment CONFIRM.
3. When you create an Open Ship shipment, send all common shipment level information in the original CreateOpenShipment transaction. Next, add information unique to each package with every new AddPackageToOpenShipment transaction. This method eliminates duplication of existing data and increases the processing speed of the transaction. Add the first package during the CreateOpenShipment transaction.
4. After you CREATE a shipment, you can ADD one or more packages in additional transaction strings and continue to modify the shipment until you are ready to CONFIRM and ship.
5. There are validation actions to be taken as part of processing CreateOpenShipment, AddPackageToOpenShipment, ModifyOpenShipment and ModifyPackageInOpenShipment transactions, either STRONG_VALIDATION, WEAK_VALIDATION, or CONFIRM Shipment.
 - a. Strong validation – Full shipment edits: any edit that fails will cause the transaction to fail. If the transaction is successful, a tracking number may be returned and the transaction will be saved to the database (committed).
 - b. Weak validation - Full shipment edits: any edit that fails will return errors but the transaction does not fail. The tracking number is returned and the transaction is saved in the database if the core edits are passed. Fix errors with the ModifyRequests transaction using the Index and returned tracking number.
 - c. No validation specified – Default behavior is that core shipment edits are applied, which is the basic set of edits, the tracking number is returned if core edits are passed, and the record is saved to the database.
6. Ensure the RequestedShipment object is included with at least one RequestedPackageLineItem defined, as described in this table.

Note: Use caution when using the Weak or No validation. The shipment and package information must pass strong edits before the open shipment can be confirmed.

Table 145. Create Open Shipment Request

Element ID	Multiple Occurrence	Description
AsynchronousProcessing Options	No	Optional This is used to specify processing options related to synchronous or asynchronous processing.
AsynchronousProcessing Options/ Options	Yes	Describes the type of options available. Valid values are: <ul style="list-style-type: none"> • ALLOW_ASYNCHRONOUS (Recommended) • ASYNCHRONOUS_ONLY • SYNCHRONOUS_ONLY (Default)
Index	No	Optional Customer-assigned identifier for this shipment, which must be unique for stand-alone open shipments.
ConsolidationKey	No	Optional If provided, identifies the consolidation to which this open shipment should be added after successful creation.
Actions	Yes	Optional Specify the optional actions to be performed during the creation of this open shipment. Valid values are: <ul style="list-style-type: none"> • CONFIRM • CREATE_PACKAGE • STRONG_VALIDATION • WEAK_VALIDATION • TRANSFER
RequestedShipment	No	Required The descriptive data for the shipment being tendered to FedEx.
RequestedShipment/ ConsolidationDetail/ InternationalDistribution Detail /SummaryDetail/ DryIceDetail		Shipment-level totals of dry ice data across all packages.
RequestedShipment/ ShipTimestamp	No	Required Identifies the date and time the package is tendered to FedEx.

Element ID	Multiple Occurrence	Description
RequestedShipment/ DropoffType	No	Optional Identifies the method by which the package is to be tendered to FedEx. This element does not dispatch a courier for package pickup.
RequestedShipment/ ServiceType	No	Required Identifies the FedEx service to use in shipping the package.
RequestedShipment/ PackagingType	No	Required Identifies the packaging used by the requestor for the package.
RequestedShipment/ TotalWeight	No	Optional The total weight of the shipment.
RequestedShipment/ TotalInsuredValue	No	Optional The total amount the shipment is insured for.
RequestedShipment/ TotalDimensions	No	
RequestedShipment/ PreferredCurrency	No	Optional This attribute indicates the currency the caller requests to have used in all returned monetary values (when a choice is possible).
RequestedShipment/Shipper	No	Required Descriptive data identifying the party responsible for shipping the package.
RequestedShipment/ Recipient	No	Required Descriptive data identifying the party receiving the package.
RequestedShipment/ RecipientLocationNumber	No	Optional A unique identifier for a recipient location.
RequestedShipment/Origin	No	Optional Physical starting address for the shipment, if different from shipper's address.
RequestedShipment/SoldTo	No	Indicates the party responsible for purchasing the goods shipped from the shipper to the recipient. The sold to party is not necessarily the recipient or the importer of record. The sold to party is relevant when the purchaser, rather than the recipient determines when certain customs regulations apply.

Element ID	Multiple Occurrence	Description
RequestedShipment/ShippingChargesPayment	No	Required Descriptive data for the monetary compensation given to FedEx for services rendered to the customer.
RequestedShipment/SpecialServicesRequested	No	Optional Special services available at the shipment level for some or all service types.
RequestedShipment/ProcessingOptionsRequested	No	Optional Specify any custom processing to be applied to this shipment.
RequestedShipment/ExpressFreightDetail	No	Optional Data applicable to an FedEx Express Freight shipment.
RequestedShipment/FreightShipmentDetail	No	Optional Data applicable to shipments using FEDEX_FREIGHT_ECONOMY and FEDEX_FREIGHT_PRIORITY services.
RequestedShipment/ConsolidationDetail	No	Optional Data applicable to shipments that are a part of a consolidation.
RequestedShipment/DeliveryInstructions	No	Optional Used with FedEx Ground Home Delivery and FedEx Freight.
RequestedShipment/VariableHandlingChargeDetail	No	Optional Details about how to calculate variable handling charges at the shipment level.
RequestedShipment/CustomsClearanceDetail	No	Optional Customs clearance data, used for both international and intra-country shipping.
RequestedShipment/CustomsClearanceDetail/CustomsOptionsDetail/CustomsOptionType	No	Specify the reason for a global return, as recognized by Customs. Valid values are: <ul style="list-style-type: none"> COURTESY_RETURN_LABEL: For the outbound courtesy return label. EXHIBITION_TRADE_SHOW: For exhibition or trade-show, outbound and inbound. FAULTY_ITEM: For faulty item being returned, inbound only. FOLLOWING_REPAIR: For repaired or processed item being sent, outbound only.

Element ID	Multiple Occurrence	Description
		<ul style="list-style-type: none"> • FOR_REPAIR: For repair or processing, outbound and inbound. • ITEM_FOR_LOAN: For loan item, outbound and inbound. • OTHER: Other reason, outbound and inbound. This type requires a description. • REJECTED: For rejected merchandise being returned, inbound. • REPLACEMENT: For replacement being sent, outbound only. • TRIAL: For use in a trial, outbound and inbound.
RequestedShipment/ PickupDetail	No	Optional The pickup characteristics of a shipment (e.g. for use in a tag request).
RequestedShipment/ SmartPostDetail	No	Optional Specify the characteristics of a shipment pertaining to FedEx SmartPost services.
RequestedShipment/ BlockInsightVisibility	No	Optional If true, only the shipper/payor will have visibility of this shipment.
RequestedShipment/ ShippingDocument Specification /FreightAddressLabelDetail/ DocTabContent/ DocTabContentType		Valid values are: <ul style="list-style-type: none"> • BARCODED • CUSTOM • MINIMUM • STANDARD • ZONE001
RequestedShipment/ LabelSpecification/ CustomerSpecified LabelDetail /LabelMaskableDataType		Names of data elements/areas which may be suppressed from printing on labels. <ul style="list-style-type: none"> • CUSTOMS_VALUE • DUTIES_AND_TAXES_PAYOR_ACCOUNT_NUMBER • SECONDARY_BARCODE • SHIPPER_ACCOUNT_NUMBER • TERMS_AND_CONDITIONS • TRANSPORTATION_CHARGES_PAYOR_ACCOUNT_NUMBER

Element ID	Multiple Occurrence	Description
RequestedShipment/ LabelSpecification	No	Required Descriptive data identifying the party responsible for shipping the package.
RequestedShipment/ LabelSpecification/ LabelFormatType	Yes	Required Specify the type of label to be returned.
RequestedShipment /LabelSpecification /ImageType	No	Optional Specify the image format used for a shipping document.
RequestedShipment/ LabelSpecification/ LabelStockType	No	Optional For thermal printer labels this indicates the size of the label and the location of the doc tab if present. Valid values are: <ul style="list-style-type: none"> • PAPER_4X6 • PAPER_4X8 • PAPER_4X9 • PAPER_7X4.75 • PAPER_8.5X11_BOTTOM_HALF_LABEL • PAPER_8.5X11_TOP_HALF_LABEL • STOCK_4X6 • STOCK_4X6.75_LEADING_DOC_TAB • STOCK_4X6.75_TRAILING_DOC_TAB • STOCK_4X8 • STOCK_4X9_LEADING_DOC_TAB • STOCK_4X9_TRAILING_DOC_TAB
RequestedShipment/ ShippingDocument Specification	No	Optional Contains data used to create additional (non-label) shipping documents.
RequestedShipment/ ShippingDocument Specification /CustomDocumentDetail		Data required to produce a custom-specified document, either at shipment or package level.
CustomDocumentDetail/ Format		Common information controlling document production.

Element ID	Multiple Occurrence	Description
CustomDocumentDetail/ LabelPrintingOrientation		Applicable only to documents produced on thermal printers with roll stock.
CustomDocumentDetail/ LabelRotation		Applicable only to documents produced on thermal printers with roll stock.
CustomDocumentDetail/ SpecificationId		Identifies the formatting specification used to construct this custom document.
CustomDocumentDetail/ CustomDocumentIdentifier		Identifies the individual document specified by the client.
CustomDocumentDetail/ DocTabContent		If provided, thermal documents will include specified doc tab content. If omitted, document will be produced without doc tab content.
CustomDocumentDetail/ CustomLabelDetail		This allows the customer to define how custom information is to be positioned and formatted on a custom label or the customizable portion of a shipping label, and what the custom information should be.
CustomLabelDetail/ CoordinateUnits		Valid values are: <ul style="list-style-type: none"> • MILS (thousandths of an inch) • PIXELS (device-dependent)
CustomLabelDetail/ TextEntries		Constructed string, based on format and zero or more data fields, printed in specified printer font (for thermal labels) or generic font/size (for plain paper labels).
CustomLabelDetail/ GraphicEntries		Image to be included from printer's memory, or from a local file for offline clients.
CustomLabelDetail/ BoxEntries		Solid (filled) rectangular area on label.
CustomLabelDetail/ CustomLabelTextBoxEntry		Constructed string, based on format and zero or more data fields, printed in specified printer font (for thermal labels) or generic font/size (for plain paper labels).
CustomLabelTextBoxEntry/ TopLeftCorner		Horizontal and vertical position, relative to left edge of custom area.

Element ID	Multiple Occurrence	Description
CustomLabelTextBoxEntry/ BottomRightCorner		Horizontal and vertical position, relative to left edge of custom area.
CustomLabelTextBoxEntry/ Position		Horizontal and vertical position, relative to left edge of custom area.
CustomLabelTextBoxEntry/ Format		Format.
CustomLabelTextBoxEntry/ DataFields		Data fields.
CustomLabelTextBoxEntry/ ThermalFontId		Printer-specific font name for use with thermal printer labels.
CustomLabelTextBoxEntry/ FontName		Generic font name for use with plain paper labels.
CustomLabelTextBoxEntry/ FontSize		Generic font size for use with plain paper labels.
CustomLabelTextBoxEntry/ Rotation		Describes the rotation of an item from its default orientation. Valid values are: <ul style="list-style-type: none"> • NONE • RIGHT • UPSIDE_DOWN
CustomLabelDetail/ BarcodeEntries		Constructed string, based on format and zero or more data fields, printed in specified barcode symbology.
RequestedShipment/ RateRequestTypes	Yes	Optional The RateRequestTypes field indicates the type of rates to be returned. Valid values is Rates that can be returned are: <ul style="list-style-type: none"> • LIST – Returns published rates in response • PREFERRED – Returns rates in currency specified in the PreferredCurrency element. • NONE – Returns no rates in response.
RequestedShipment /EdtRequestType	No	Optional Specify whether the customer wishes to have Estimated Duties and Taxes provided with the rate quotation on this shipment. Only applies with shipments moving under international services.

Element ID	Multiple Occurrence	Description
RequestedShipment/ MasterTrackingId	No	Optional Only used with multiple-transaction shipments to identify the master package in a multi-piece shipment.
RequestedShipment/ PackageCount	No	Required The total number of packages in the entire shipment, even when the shipment spans multiple transactions. For OpenShip, this is an estimated number of packages. The system maintains the actual count as packages are added and removed from the OpenShip transaction.
RequestedShipment/ ConfigurationData	No	Optional Specify data structures that may be re-used multiple times with a single shipment.
RequestedShipment/ ManifestDetail/ CustomerReferenceType		This identifies which customer reference element is used as the manifest ID.
RequestedShipment/ RequestedPackageLineItems	Yes	One or more package-attribute descriptions, each of which describes an individual package, a group of identical packages, or (for the total-piece-total-weight case) common characteristics for all packages in the shipment. <i>Note: Not required for CREATE_PACKAGE Action.</i> Valid values include: <ul style="list-style-type: none"> • Weight/Units • Weight/Value
/RequestedShipment/ RequestedPackageLineItem/ ItemDescriptionForClearance	No	Required for UAE; Otherwise: Optional - This element is for the customer to describe the content of the package for customs clearance purposes. This applies to intra-UAE, intra-Columbia and intra-Brazil shipments.
Requestedshipment/ RequestedPackageLineItem/ PackageSpecialServices Requested /DangerousGoodsDetail/ DangerousGoodsContainer/ HazardousCommodity Content /NetExplosiveDetail		The total mass of the contained explosive substances, without the mass of any casings, bullets, shells, etc.

Element ID	Multiple Occurrence	Description
RequestedShipment/ RequestedPackageLineItem/ PackageSpecialServices Requested /DangerousGoodsDetail/ DangerousGoodsContainer/ HazardousCommodity Content/ NetExplosiveDetail/ NetExplosiveClassification Type		Valid values: <ul style="list-style-type: none"> • NET_EXPLOSIVE_CONTENT • NET_EXPLOSIVE_MASS • NET_EXPLOSIVE_QUANTITY • NET_EXPLOSIVE_WEIGHT
RequestedShipment/ SpecialServicesRequested/ PendingShipmentDetail/ EmailLabelDetail	No	Describes specific information about the email label shipment. <ul style="list-style-type: none"> • Message: Content of the email message • Recipients: EMailRecipient • emailAddress - email address of the recipient • role - role type of the recipient • optionsRequested • localization
RequestedShipment/ SpecialServicesRequested/ PendingShipmentDetail/ ProcessingOptions	No	This allows the Email Label originator to specify if the completer can make modifications to editable shipment data. Valid value: ALLOW_MODIFICATIONS
RequestedShipment/ SpecialServicesRequested/ RecommendedDocument Specification/	No	Specify the details about documents that are recommended to be included with the shipment for ease of shipment processing and transportation. Valid values are: <ul style="list-style-type: none"> • ANTIQUE_STATEMENT_EUROPEAN_UNION • ANTIQUE_STATEMENT_UNITED_STATES • ASSEMBLER_DECLARATION • BEARING_WORKSHEET • FILM_AND_VIDEO_CERTIFICATE • CERTIFICATE_OF_SHIPMENTS_TO_SYRIA • PRINTED_CIRCUIT_BOARD_WORKSHEET • COMMERCIAL_INVOICE_FOR_THE_CARIBBEAN_COMMON_MARKET • CONIFEROUS_SOLID_WOOD_PACKAGING_MATERIAL_TO_THE_PEOPLES_REPUBLIC_OF_CHINA

Element ID	Multiple Occurrence	Description
		<ul style="list-style-type: none"> • DECLARATION_OF_IMPORTED_ELECTRONIC_PRODUCTS_SUBJECT_TO_RADIATION_CONTROL_STANDARD • DECLARATION_OF_BIOLOGICAL_STANDARDS • ELECTRONIC_INTEGRATED_CIRCUIT_WORKSHEET • INTERIM_FOOTWEAR_INVOICE • NAFTA_CERTIFICATE_OF_ORIGIN_UNITED_STATES • NAFTA_CERTIFICATE_OF_ORIGIN_CANADA_FRENCH • NAFTA_CERTIFICATE_OF_ORIGIN_CANADA_ENGLISH • NAFTA_CERTIFICATE_OF_ORIGIN_SPANISH • PACKING_LIST • REPAIRED_WATCH_BREAKOUT_WORKSHEET • DECLARATION_FOR_FREE_ENTRY_OF_RETURNED_AMERICAN_PRODUCTS • STATEMENT_REGARDING_THE_IMPORT_OF_RADIO_FREQUENCY_DEVICES • TOXIC_SUBSTANCES_CONTROL_ACT • UNITED_STATES_WATCH_REPAIR_DECLARATION • UNITED_STATES_NEW_WATCH_WORKSHEET • UNITED_STATES_CARIBBEAN_BASIN_TRADE_PARTNERSHIP_ACT_CERTIFICATE_OF_ORIGIN_TEXTILES • UNITED_STATES_CARIBBEAN_BASIN_TRADE_PARTNERSHIP_ACT_CERTIFICATE_OF_ORIGIN_NON_TEXTILES
RequestedShipment/ReturnInstructionsDetail/ShippingDocumentFormat/documentFormatOptions/requested/Document formatOptions	No	Specify this value to suppress English language if another language is specified in language code field. (Default is English) Valid value: SUPPRESS_ADDITIONAL_LANGUAGES

Element ID	Multiple Occurrence	Description
RequestedShipment/ specialServicesRequested /EtdDetail/ UploadDocumentReference Detail	No	Details for uploaded documents provided by the shipment initiator.
RequestedShipment/ specialServicesRequested/ pendingShipmentDetail/ documentReferences/ documentProducer	No	Specify details for uploaded documents provided by the shipment initiator. Valid values: <ul style="list-style-type: none"> • CUSTOMER • FEDEX_CAFE • FEDEX_CLS • FEDEX_FIDT • FEDEX_FXRS • FEDEX_GSMW • FEDEX_GTM • OTHER
RequestedShipment/ specialServicesRequested /pendingShipmentDetail/ documentReferences/ documentIDProducer	No	Specify details for uploaded documents provided by the shipment initiator. Valid values: <ul style="list-style-type: none"> • CUSTOMER • FEDEX_CAFE • FEDEX_CSHP • FEDEX_FXRS • FEDEX_GSMW • FEDEX_GTM • FEDEX_INET
RequestedShipment/ SmartPostShipmentDetail/ SmartPostShipment Processing OptionsRequested		This option allows an existing SmartPost small shipper or return shipper to specify, to have the Ground tracking number provided in the shipment reply. This is a contingency feature in case the customer requires the Ground tracking number for internal processes or for tracking SmartPost shipments. The Ground tracking number will only be provided for existing SmartPost small shippers or return shippers. Customers will have the same reporting and tracking capabilities as today when they receive a Ground tracking number. However, the Ground tracking number will not be printed on the FXSP shipping label.

Element ID	Multiple Occurrence	Description
		fedex.com provides the same tracking visibility for SmartPost shipments when using either the SmartPost tracking number or the Ground tracking number. Fedex recommends using fedex.com , rather than USPS.com , for all tracking activities for SmartPost shipments.
RequestedShipment/ SmartPostShipmentDetail/ SmartPostShipment Processing OptionsRequested/ SmartPostShipment Processing OptionType		Valid values: <ul style="list-style-type: none"> GROUND_TRACKING_NUMBER_REQUESTED

Table 146. CreateOpenShipmentReply

Element	Multiple Occurrence	Description
HighestSeverity	No	Identifies the set of severity values for a Notification. Valid values are: <ul style="list-style-type: none"> ERROR FAILURE NOTE SUCCESS WARNING
Notifications	Yes	Includes the descriptive data detailing the status of a submitted transaction. Includes the severity of the notification, which indicates success or failure or some other information about the request. Valid values are: <ul style="list-style-type: none"> SUCCESS — Your transaction succeeded with no other applicable information. NOTE — Additional information that may be of interest to you about your transaction. WARNING — Additional information that you need to know about your transaction that you may need to take action on. ERROR — Information about an error that occurred while processing your transaction.

Element	Multiple Occurrence	Description
		<ul style="list-style-type: none"> FAILURE — FedEx was unable to process your transaction at this time due to a system failure. Please try again later.
Notifications/Severity	No	Same as "NotificationSeverityType" above
Notifications/Source	No	Indicates the source of this notification. Combined with the Code it uniquely identifies this notification.
Notifications/Code	No	A code that represents this notification. Combined with the Source it uniquely identifies this notification.
Notifications/Message	No	Human-readable text that explains this notification.
Notifications/LocalizedMessage	No	The translated message. The language and locale specified in the Client detail. Localization is used to determine the representation. Currently only supported in a TrackReply.
Notifications/MessageParameters	Yes	A collection of name/value pairs that provide specific data to help the client determine the nature of an error, or warning, and so on without having to parse the message string.
TransactionDetail	No	Descriptive data for the customer transaction. The Transaction detail from the request is echoed back to the caller in the corresponding reply.
Version	No	Identifies the version/level of a service operation expected by a caller (in each request) and performed by the callee (in each reply).
JobId	No	When a shipment is large enough to be processed asynchronously, the reply will contain a Job ID. Wait at least a minute and then use the GetCreateOpenShipmentResults request with the JobId to find out if the processing is complete and return the label buffers and maybe paperwork.
AsynchronousProcessingResults	No	Indicates whether the transaction was processed synchronously or asynchronously.
ServiceType	No	List the type of FedEx service associated with the shipment.
CompletedShipmentDetail	No	Provides Completed Shipment Details.
CompletedShipmentDetail/ CompletedPackageDetail/ CompletedHazardousPackageDetail/ ValidatedHazardousContainer/ ValidatedHazardousCommodityContent/		The total mass of the contained explosive substances, without the mass of any casings, bullets, shells, etc.

Element	Multiple Occurrence	Description
NetExplosiveDetail/ NetExplosiveClassificationType		
RequestedShipment/ RequestedPackageLineItem/ PackageSpecialServicesRequested/ DangerousGoodsDetail/ DangerousGoodsContainer/ HazardousCommodityContent/ NetExplosiveDetail/ NetExplosiveClassificationType		Valid values: <ul style="list-style-type: none"> NET_EXPLOSIVE_CONTENT NET_EXPLOSIVE_MASS NET_EXPLOSIVE_QUANTITY NET_EXPLOSIVE_WEIGHT
CompletedShipmentDetail/USDomestic	No	Indicates whether or not this is an intra-U.S. shipment.
CompletedShipmentDetail/CarrierCode	No	Indicates the carrier that will be used to deliver this shipment.
CompletedShipmentDetail/MasterTrackingId	No	The master tracking number and form ID of this multiple piece shipment. This information is to be provided for each subsequent of a multiple piece shipment.
CompletedShipmentDetail/ServiceTypeDescription	No	Description of the FedEx service used for this shipment. Currently not supported.
CompletedShipmentDetail/PackagingDescription	No	Description of the packaging used for this shipment. Currently not supported.
CompletedShipmentDetail/OperationalDetail	No	Specify shipment level operational information.
CompletedShipmentDetail/AccessDetail	Yes	Only used with pending shipments.
CompletedShipmentDetail/TagDetail	No	Only used in the reply to tag requests. The following valid values are returned only for FedEx Express services: <ul style="list-style-type: none"> ConfirmationNumber AccessTime CutoffTime Location DeliveryCommitment
CompletedShipmentDetail/SmartPostDetail	No	Valid values are:

Element	Multiple Occurrence	Description
		<ul style="list-style-type: none"> PickUpCarrier — Identifies the carrier that will pick up the FedEx SmartPost shipment. Machinable — Indicates whether the shipment is deemed to be machinable, based on dimensions, weight, and packaging.
CompletedShipmentDetail/ HazardousShipmentDetail	No	Computed shipment level information about hazardous commodities.
CompletedShipmentDetail/ ShipmentRating	No	All shipment-level rating data for this shipment, which may include data for multiple rate.
CompletedShipmentDetail/ ConsolidationDetail	No	Result data for a shipment within a consolidation.
CompletedShipmentDetail/ CompletedHoldAtLocationDetail	No	Returns the default holding location information when HOLD_AT_LOCATION special service is requested and the client does not specify the hold location address. Valid values are: <ul style="list-style-type: none"> HoldingLocation — Identifies the branded location name, the hold at location phone number and the address of the location. HoldingLocationType — Identifies the type of FedEx location.
CompletedShipmentDetail/ ExportComplianceStatement	No	Returns any defaults or updates applied to RequestedShipment.exportDetail.export ComplianceStatement.
CompletedShipmentDetail/ CompletedEtdDetail	No	Valid values are: <ul style="list-style-type: none"> FolderID — The identifier for all clearance documents associated with this shipment. UploadDocumentReferenceDetails
CompletedShipmentDetail/ ShipmentDocuments	Yes	All shipment-level shipping documents (other than labels and barcodes).
CompletedShipmentDetail/ AssociatedShipments	Yes	The details of any associated shipments.
CompletedShipmentDetail/ PendingShipmentAccessDetail/ Accessor Details	Yes	Provides the ability to return multiple sets of Email label access credentials: <ul style="list-style-type: none"> Role SHIPMENT_COMPLETOR" SHIPMENT_INITIATOR" userId password

Element	Multiple Occurrence	Description
		<ul style="list-style-type: none"> emailLabelUrl
AssociatedShipments/Type	No	<p>Describes the type of associated shipment. Valid values:</p> <ul style="list-style-type: none"> COD_RETURN DELIVERY_ON_INVOICE_ACCEPTANCE_RETURN
AssociatedShipments/Sender	No	The descriptive data for a person or company entity doing business with FedEx.
AssociatedShipments/Recipient	No	The descriptive data for a person or company entity doing business with FedEx.
AssociatedShipments/ServiceType	No	Describes the type of FedEx service.
AssociatedShipments/PackagingType	No	<p>Identifies the packaging used by the requestor for the package. Valid values are:</p> <ul style="list-style-type: none"> FEDEX_10KG_BOX FEDEX_25KG_BOX FEDEX_BOX FEDEX_ENVELOPE FEDEX_PAK FEDEX_TUBE YOUR_PACKAGING
AssociatedShipments/TrackingId	No	Specify the tracking ID for the payment on the return.
AssociatedShipments/CustomerReferences	Yes	Specify additional customer reference data about the associated shipment.
AssociatedShipments/ShipmentOperationalDetail	No	Specify shipment level operational information.
AssociatedShipments/PackageOperationalDetail	No	Specify package level operational information on the associated shipment. This information is not tied to an individual outbound package.
AssociatedShipments/Label	No	All package-level shipping documents (other than labels and barcodes).
CompletedShipmentDetail/CompletedCodDetail	No	Specify the results of processing for the COD special service.
CompletedShipmentDetail/CompletedPackageDetails	Yes	<p>Valid values:</p> <ul style="list-style-type: none"> SequenceNumber

Element	Multiple Occurrence	Description
		<ul style="list-style-type: none"> • TrackingIds • GroupNumber — Used with request containing PACKAGE_GROUPS, to identify which group of identical packages was used to produce a reply item. • OversizeClass • PackageRating — All package-level rating data for this package, which may include data for multiple rate types. • OperationalDetail • Label • PackageDocuments — All package-level shipping documents (other than labels and barcodes). For use in loads after January, 2008. • CodReturnDetail — Specifies the information associated with this package that has COD special service in a ground shipment. • SignatureOption — Actual signature option applied, to allow for cases in which the original value conflicted with other service features in the shipment. • HazardousCommodities — Documents the kinds and quantities of all hazardous commodities in the current package, using updated hazardous commodity description data.
ErrorLabels	Yes	Empty unless one or more errors occur during transaction processing.
Index	No	Either the Customer-assigned identifier from the CreateOpenShipmentRequest or the FedEx generated index.

20.4.1 Create Pending Shipment Request

The function of creating an Email Label (including both returns and non-returns) is accomplished via the CreatePendingShipmentRequest/Reply in the OpenShip Service WSDL. You must set several attributes in order to distinguish it from a normal “open” shipment.

The following attributes identify an Email Return Label:

- CreatePendingShipmentRequest/Actions [] ActionType = “TRANSFER”
- CreatePendingShipmentRequest requestedShipment/SpecialServicesRequested/SpecialServiceTypes = PENDING_SHIPMENT

- CreatePendingShipmentRequest
requestedShipment/SpecialServicesRequested/SpecialServiceTypes = RETURN_SHIPMENT
- CreatePendingShipmentRequest
requestedShipment/SpecialServicesRequested/PendingShipmentDetail/Type = EMAIL
CreatePendingShipmentRequest
requestedShipment/SpecialServicesRequested/PendingShipmentDetail/Type = RETURN

The following attributes identify an Email Label (non-return):

- CreatePendingShipmentRequest/Actions [] ActionType = "TRANSFER"
- CreatePendingShipmentRequest
requestedShipment/SpecialServicesRequested/SpecialServiceTypes = PENDING_SHIPMENT
- CreatePendingShipmentRequest
requestedShipment/SpecialServicesRequested/PendingShipmentDetail/Type = EMAIL

The following elements must be included in the CreatePendingShipmentRequest:

Table 147. CreatePendingShipmentRequest

Element ID	Multiple Occurrence	Description
AsynchronousProcessingOptions	No	Optional This is used to specify processing options related to synchronous or asynchronous processing.
AsynchronousProcessingOptions /Options	Yes	Describes the type of options available. Valid values are: <ul style="list-style-type: none"> • ALLOW_ASYNCHRONOUS (Recommended) • ASYNCHRONOUS_ONLY • SYNCHRONOUS_ONLY (Default)
Index	No	Optional Customer-assigned identifier for this shipment, which must be unique for stand-alone open shipments.
ConsolidationKey	No	Optional If provided, identifies the consolidation to which this open shipment should be added after successful creation.
Actions	Yes	Optional Specify the optional actions to be performed during the creation of this open shipment. Valid values are: <ul style="list-style-type: none"> • CONFIRM • CREATE_PACKAGE • STRONG_VALIDATION • WEAK_VALIDATION • TRANSFER

Element ID	Multiple Occurrence	Description
RequestedShipment	No	Required The descriptive data for the shipment being tendered to FedEx.
RequestedShipment/ ShipTimestamp	No	Required ShipTimeStamp element identifies the date and time the package is tendered to FedEx.
RequestedShipment/ DropoffType	No	Optional DropoffType element identifies the method by which the package is to be tendered to FedEx. This element does not dispatch a courier for package pickup.
RequestedShipment/ ServiceType	No	Required ServiceType element identifies the FedEx service to use in shipping the package.
RequestedShipment/ PackagingType	No	Required PackagingType element identifies the packaging used by the requestor for the package.
RequestedShipment/ TotalWeight	No	Optional The element indicates the total weight of the shipment.
RequestedShipment/ TotalInsuredValue	No	Optional The element indicates the total amount the shipment is insured for.
RequestedShipment/ TotalDimensions	No	Optional The element indicates the total dimensions of the shipment.
RequestedShipment/ PreferredCurrency	No	Optional This element indicates the currency the caller requests to have used in all returned monetary values (when a choice is possible).
RequestedShipment/ ShipmentAuthorizationDe tail	No	This element indicates the currency the caller requests to have used in all returned monetary values (when a choice is possible).
RequestedShipment/ ShipmentAuthorizationDe tail/ accountNumber	No	Provides Identification of a specific FedEx customer account.
RequestedShipment/Ship per	No	Required This element indicates the descriptive data identifying the party responsible for shipping the package.
RequestedShipment/Reci pient	No	Required Descriptive data identifying the party receiving the package.
RequestedShipment/ RecipientLocationNumber	No	Optional A unique identifier for a recipient location.

Element ID	Multiple Occurrence	Description
RequestedShipment/Origin	No	Optional Physical starting address for the shipment, if different from shipper's address.
RequestedShipment/Sold To	No	Indicates the party responsible for purchasing the goods shipped from the shipper to the recipient. The sold to party is not necessarily the recipient or the importer of record. The sold to party is relevant when the purchaser, rather than the recipient determines when certain customs regulations apply.
RequestedShipment/ShippingChargesPayment	No	Required Descriptive data for the monetary compensation given to FedEx for services rendered to the customer.
RequestedShipment/SpecialServicesRequested	No	Optional Special services available at the shipment level for some or all service types.
RequestedShipment/ProcessingOptionsRequested	No	Optional Specify any custom processing to be applied to this shipment.
RequestedShipment/ExpressFreightDetail	No	Optional. Data applicable to an FedEx Express Freight shipment.
RequestedShipment/FreightShipmentDetail	No	Optional. Data applicable to shipments using FEDEX_FREIGHT_ECONOMY and FEDEX_FREIGHT_PRIORITY services.
RequestedShipment/ConsolidationDetail	No	Optional. Data applicable to shipments that are a part of a consolidation.
RequestedShipment/DeliveryInstructions	No	Optional. Used with FedEx Ground Home Delivery and FedEx Freight.
RequestedShipment/VariableHandlingChargeDetail	No	Optional. Details about how to calculate variable handling charges at the shipment level.
RequestedShipment/CustomsClearanceDetail	No	Optional. Customs clearance data, used for both international and intra-country shipping.
RequestedShipment/PickupDetail	No	Optional. The pickup characteristics of a shipment (e.g. for use in a tag request).
RequestedShipment/SmartPostDetail	No	Optional. Specify the characteristics of a shipment pertaining to FedEx SmartPost services.
RequestedShipment/	No	Optional.

Element ID	Multiple Occurrence	Description
BlockInsightVisibility		If true, only the shipper/payor will have visibility of this shipment.
RequestedShipment/ LabelSpecification	No	Required. Descriptive data identifying the party responsible for shipping the package.
RequestedShipment/ LabelSpecification/ LabelFormatType	Yes	Required. Specify the type of label to be returned.
RequestedShipment/ LabelSpecification/ ImageType	No	Optional. Specify the image format used for a shipping document.
RequestedShipment/ LabelSpecification/ LabelStockType	No	Optional. For thermal printer labels this indicates the size of the label and the location of the doc tab if present. Valid values: <ul style="list-style-type: none"> • PAPER_4X6 • PAPER_4X8 • PAPER_4X9 • PAPER_7X4.75 • PAPER_8.5X11_BOTTOM_HALF_LABEL • PAPER_8.5X11_TOP_HALF_LABEL • STOCK_4X6 • STOCK_4X6.75_LEADING_DOC_TAB • STOCK_4X6.75_TRAILING_DOC_TAB • STOCK_4X8 • STOCK_4X9_LEADING_DOC_TAB • STOCK_4X9_TRAILING_DOC_TAB
RequestedShipment/ ShippingDocument Specification	No	Optional. Contains data used to create additional (non-label) shipping documents.
RequestedShipment/ RateRequestTypes	Yes	Optional. Indicates the type of rates to be returned. Valid values: <ul style="list-style-type: none"> • LIST – Returns published rates in response • PREFERRED – Returns rates in currency specified in the PreferredCurrency element. • NONE – Returns no rates in response.

Element ID	Multiple Occurrence	Description
RequestedShipment/ EdtRequestType	No	Optional. Specify whether the customer wishes to have Estimated Duties and Taxes provided with the rate quotation on this shipment. Only applies with shipments moving under international services.
RequestedShipment/ MasterTrackingId	No	Optional. Only used with multiple-transaction shipments to identify the master package in a multi-piece shipment.
RequestedShipment/ PackageCount	No	Required. The total number of packages in the entire shipment, even when the shipment spans multiple transactions. For OpenShip, this is an estimated number of packages. The system maintains the actual count as packages are added and removed from the OpenShip transaction.
RequestedShipment/ ConfigurationData	No	Optional. Specify data structures that may be re-used multiple times with a single shipment.
RequestedShipment/ ManifestDetail/ CustomerReferenceType		This identifies which customer reference field is used as the manifest ID.
RequestedShipment/ RequestedPackageLineItems	Yes	Required. One or more package-attribute descriptions, each of which describes an individual package, a group of identical packages, or (for the total-piece-total-weight case) common characteristics for all packages in the shipment. <i>Note: Not required for CREATE_PACKAGE Action.</i> Valid values include: <ul style="list-style-type: none"> • Weight/Units • Weight/Value
CreateOpenShipmentRequest/ RequestedShipment/ RequestedPackageLineItem/ ItemDescriptionForClearance	No	Required for UAE; Otherwise: Optional - This element is for the customer to describe the content of the package for customs clearance purposes. This applies to intra-UAE, intra-Columbia and intra-Brazil shipments.
RequestedShipment/ SpecialServicesRequested/ PendingShipmentDetail/ EmailLabelDetail	No	Describes specific information about the email label shipment. <ul style="list-style-type: none"> • Message: Content of the email message • Recipients: EMailRecipient • emailAddress - email address of the recipient • role - role type of the recipient

Element ID	Multiple Occurrence	Description
		<ul style="list-style-type: none"> optionsRequested localization
RequestedShipment/ SpecialServicesRequested/ PendingShipmentDetail/ Processing Options	No	<p>ALLOW MODIFICATIONS</p> <p>This allows the Email Label originator to specify if the completer can make modifications to editable shipment data</p>
RequestedShipment/ SpecialServicesRequested/ RecommendedDocument Specification	No	<p>Specify the details about documents that are recommended to be included with the shipment for ease of shipment processing and transportation.</p> <p>Valid values:</p> <ul style="list-style-type: none"> ANTIQUE_STATEMENT_EUROPEAN_UNION ANTIQUE_STATEMENT_UNITED_STATES ASSEMBLER_DECLARATION BEARING_WORKSHEET FILM_AND_VIDEO_CERTIFICATE CERTIFICATE_OF_SHIPMENTS_TO_SYRIA PRINTED_CIRCUIT_BOARD_WORKSHEET COMMERCIAL_INVOICE_FOR_THE_CARIBBEAN_COMMON_MARKET CONIFEROUS_SOLID_WOOD_PACKAGING_MATERIAL_TO_THE_PEOPLES_REPUBLIC_OF_CHINA DECLARATION_OF_IMPORTED_ELECTRONIC_PRODUCTS_SUBJECT_TO_RADIATION_CONTROL_STANDARD DECLARATION_OF_BIOLOGICAL_STANDARDS ELECTRONIC_INTEGRATED_CIRCUIT_WORKSHEET INTERIM_FOOTWEAR_INVOICE NAFTA_CERTIFICATE_OF_ORIGIN_UNITED_STATES NAFTA_CERTIFICATE_OF_ORIGIN_CANADA_FRENCH NAFTA_CERTIFICATE_OF_ORIGIN_CANADA_ENGLISH NAFTA_CERTIFICATE_OF_ORIGIN_SPANISH PACKING_LIST REPAIRED_WATCH_BREAKOUT_WORKSHEET DECLARATION_FOR_FREE_ENTRY_OF_RETURNED_AMERICAN_PRODUCTS STATEMENT_REGARDING_THE_IMPORT_OF_RADIO_FREQUENCY_DEVICES

Element ID	Multiple Occurrence	Description
		<ul style="list-style-type: none"> • TOXIC_SUBSTANCES_CONTROL_ACT • UNITED_STATES_WATCH_REPAIR_DECLARATION • UNITED_STATES_NEW_WATCH_WORKSHEET • UNITED_STATES_CARIBBEAN_BASIN_TRADE_PARTNERSHIP_ACT_CERTIFICATE_OF_ORIGIN_TEXTILES • UNITED_STATES_CARIBBEAN_BASIN_TRADE_PARTNERSHIP_ACT_CERTIFICATE_OF_ORIGIN_NON_TEXTILES
RequestedShipment/ SpecialServicesRequested/ ShipmentDryIceDetail		Shipment-level totals of dry ice data across all packages.
RequestedShipment/ ReturnInstructionsDetail/ ShippingDocumentFormat/ documentFormatOptions requested /Document formatOptions	No	Valid Value: SUPPRESS_ADDITIONAL_LANGUAGES This value will suppress English language if another language is specified in language code field. (Default is English)
RequestedShipment/ specialServicesRequested/ EtdDetail/ UploadDocument ReferenceDetail	No	Details for uploaded documents provided by the shipment initiator
RequestedShipment/ specialServicesRequested/ pendingShipmentDetail/ documentReferences/ documentProducer	No	Specify details for uploaded documents provided by the shipment initiator. Valid values: <ul style="list-style-type: none"> • CUSTOMER • FEDEX_CAFE • FEDEX_CLS • FEDEX_FIDT • FEDEX_FXRS • FEDEX_GSMW • FEDEX_GTM • OTHER
RequestedShipment /specialServicesRequested/ pendingShipmentDetail/	No	Specify details for uploaded documents provided by the shipment initiator. Valid values: <ul style="list-style-type: none"> • CUSTOMER

Element ID	Multiple Occurrence	Description
documentReferences/ documentIDProducer		<ul style="list-style-type: none"> • FEDEX_CAFE • FEDEX_CSHP • FEDEX_FXRS • FEDEX_GSMW • FEDEX_GTM • FEDEX_INET

The following elements must be included in the CreatePendingShipmentReply:

Table 148. Create Pending Shipment Reply

Element	Multiple Occurrence	Description
HighestSeverity	No	<p>Identifies the highest severity encountered when performing the request. Valid values in order from high to low are:</p> <ul style="list-style-type: none"> • FAILURE • ERROR • WARNING • NOTE • SUCCESS
Notifications	Yes	<p>Includes the descriptive data detailing the status of a submitted transaction. Includes the severity of the notification, which indicates success or failure or some other information about the request. Valid values are:</p> <ul style="list-style-type: none"> • SUCCESS — Your transaction succeeded with no other applicable information. • NOTE — Additional information that may be of interest to you about your transaction. • WARNING — Additional information that you need to know about your transaction that you may need to take action on. • ERROR — Information about an error that occurred while processing your transaction. • FAILURE — FedEx was unable to process your transaction at this time due to a system failure. Please try again later.
Notifications/Severity	No	Same as "NotificationSeverityType" above

Element	Multiple Occurrence	Description
Notifications/Source	No	Indicates the source of this notification. Combined with the Code it uniquely identifies this notification.
Notifications/Code	No	A code that represents this notification. Combined with the Source it uniquely identifies this notification.
Notifications/Message	No	Human-readable text that explains this notification.
Notifications/LocalizedMessage	No	The translated message. The language and locale specified in the Client detail. Localization is used to determine the representation. Currently only supported in a TrackReply.
Notifications/MessageParameters	Yes	A collection of name/value pairs that provide specific data to help the client determine the nature of an error, or warning, and so on without having to parse the message string.
TransactionDetail	No	Descriptive data for the customer transaction. The Transaction detail from the request is echoed back to the caller in the corresponding reply.
Version	No	Identifies the version/level of a service operation expected by a caller (in each request) and performed by the callee (in each reply).
JobID	No	—
AsynchronousProcessingResults	No	Indicates whether the transaction was processed synchronously or asynchronously.
ServiceType	No	List the type of FedEx service associated with the shipment.
CompletedShipmentDetail	No	Provides Completed Shipment Details.
CompletedShipmentDetail/UsDomestic	No	Indicates whether or not this is an intra-U.S. shipment.
CompletedShipmentDetail/CarrierCode	No	Indicates the carrier that will be used to deliver this shipment.
CompletedShipmentDetail/MasterTrackingId	No	The master tracking number and form ID of this multiple piece shipment. This information is to be provided for each subsequent of a multiple piece shipment.
CompletedShipmentDetail/ServiceTypeDescription	No	Description of the FedEx service used for this shipment. Currently not supported.
CompletedShipmentDetail/PackagingDescription	No	Description of the packaging used for this shipment. Currently not supported.
CompletedShipmentDetail/OperationalDetail	No	Specify shipment level operational information.

Element	Multiple Occurrence	Description
CompletedShipmentDetail/AccessDetail	Yes	Only used with pending shipments.
CompletedShipmentDetail/TagDetail	No	Only used in the reply to tag requests. The following valid values are returned only for FedEx Express services: <ul style="list-style-type: none"> ConfirmationNumber AccessTime CutoffTime Location DeliveryCommitment
CompletedShipmentDetail/SmartPostDetail	No	Valid values: <ul style="list-style-type: none"> PickUpCarrier — Identifies the carrier that will pick up the FedEx SmartPost shipment. Machinable — Indicates whether the shipment is deemed to be machinable, based on dimensions, weight, and packaging.
CompletedShipmentDetail/HazardousShipmentDetail	No	Computed shipment level information about hazardous commodities.
CompletedShipmentDetail/ShipmentRating	No	All shipment-level rating data for this shipment, which may include data for multiple rate.
CompletedShipmentDetail/ConsolidationDetail	No	Result data for a shipment within a consolidation.
CompletedShipmentDetail/CompletedHoldAtLocationDetail	No	Returns the default holding location information when HOLD_AT_LOCATION special service is requested and the client does not specify the hold location address. Valid values are: <ul style="list-style-type: none"> HoldingLocation — Identifies the branded location name, the hold at location phone number and the address of the location. HoldingLocationType — Identifies the type of FedEx location.
CompletedShipmentDetail/ExportComplianceStatement	No	Returns any defaults or updates applied to RequestedShipment.exportDetail.exportComplianceStatement.
CompletedShipmentDetail/CompletedEtdDetail	No	Valid values: <ul style="list-style-type: none"> FolderID — The identifier for all clearance documents associated with this shipment. UploadDocumentReferenceDetails

Element	Multiple Occurrence	Description
CompletedShipmentDetail/ ShipmentDocuments	Yes	All shipment-level shipping documents (other than labels and barcodes).
CompletedShipmentDetail/ AssociatedShipments	Yes	The details of any associated shipments.
CompletedShipmentDetail/ PendingShipmentAccessDetail/ Accessor Details	Yes	Provides the ability to return multiple sets of Email label access credentials: <ul style="list-style-type: none"> • Role • SHIPMENT_COMPLETOR • SHIPMENT_INITIATOR" • userId • password • emailLabelUrl
AssociatedShipments/Type	No	Describes the type of associated shipment. Valid values: <ul style="list-style-type: none"> • COD_RETURN • DELIVERY_ON_INVOICE_ACCEPTANCE_RETURN
AssociatedShipments/Sender	No	The descriptive data for a person or company entity doing business with FedEx.
AssociatedShipments/Recipient	No	The descriptive data for a person or company entity doing business with FedEx.
AssociatedShipments/ServiceType	No	Describes the type of FedEx service.
AssociatedShipments/ PackagingType	No	Identifies the packaging used by the requestor for the package. Valid values: <ul style="list-style-type: none"> • FEDEX_10KG_BOX • FEDEX_25KG_BOX • FEDEX_BOX • FEDEX_ENVELOPE • FEDEX_PAK • FEDEX_TUBE • YOUR_PACKAGING
AssociatedShipments/TrackingId	No	Specify the tracking ID for the payment on the return.

Element	Multiple Occurrence	Description
AssociatedShipments/ CustomerReferences	Yes	Specify additional customer reference data about the associated shipment.
AssociatedShipments/ ShipmentOperationalDetail	No	Specify shipment level operational information.
AssociatedShipments/ PackageOperationalDetail	No	Specify package level operational information on the associated shipment. This information is not tied to an individual outbound package.
AssociatedShipments/Label	No	All package-level shipping documents (other than labels and barcodes).
CompletedShipmentDetail/ CompletedCodDetail	No	Specify the results of processing for the COD special service.
CompletedShipmentDetail/ CompletedPackageDetails	Yes	<p>Valid values are:</p> <ul style="list-style-type: none"> • SequenceNumber • TrackingIds • GroupNumber — Used with request PACKAGE_GROUPS, to identify which group of identical packages was used to produce a reply item. • OversizeClass • PackageRating — All package-level rating data for this package, which may include data for multiple rate types. • OperationalDetail • Label • PackageDocuments — All package-level shipping documents (other than labels and barcodes). For use in loads after January, 2008. • CodReturnDetail — Specifies the information associated with this package that has COD special service in a ground shipment. • SignatureOption — Actual signature option applied, to allow for cases in which the original value conflicted with other service features in the shipment. • HazardousCommodities — Documents the kinds and quantities of all hazardous commodities in the current package, using updated hazardous commodity description data.

Element	Multiple Occurrence	Description
ErrorLabels	Yes	Empty unless one or more errors occur during transaction processing.
Index	No	Either the Customer-assigned identifier from the CreateOpenShipmentRequest or the FedEx generated index.

20.5 Route and Time-in-Transit Transaction

Web Services returns FedEx Express routing or FedEx Ground time-in-transit information in the ConfirmOpenShipmentReply transaction.

20.6 Rate Open Ship Shipment Transaction

Rates are available for an Open Ship shipment with the ConfirmOpenShipment transaction. Use the RateRequestTypes element to request LIST rates, in addition to your account rates, in the reply.

20.7 Add Piece Transaction

Web Services first creates a master Open Ship shipment and then allows you to add pieces (aka packages) to the "open" shipment.

You must add the first package to the shipment in the initial CreateOpenShipRequest when you CREATE the Open Ship shipment, and you can add additional pieces in a separate ADD piece AddPackagesToOpenShipmentRequest. You can send a separate ADD piece transaction for each of your packages as you prepare your shipment throughout the day. You can send in multiple pieces within the ADD transaction provided the total number of packages for the shipment do not exceed the Open Shipping package limit.

You will receive the labels during the ConfirmOpenShipment transaction.

To ADD a piece (aka package) to an Open Ship shipment use the elements described in the table.

Table 149. Add Packages To Open Shipment Request

Element	Multiple Occurrence	Description
UserDetail	No	Optional.
Index	No	Required. Either the Customer-assigned identifier or the FedEx generated identifier of the open shipment where the package(s) are to be added.
Actions	Yes	Optional. Specify the actions to be performed during the add piece transaction. Valid values are: <ul style="list-style-type: none"> STRONG_VALIDATION WEAK_VALIDATION

Element	Multiple Occurrence	Description
RequestedPackageLineItem	Yes	Required. Defines the elements of the package to be added.
RequestedPackageLineItem/ SequenceNumber	Yes	Optional. Used only with individual packages as a unique identifier of each requested package. Will be adjusted at the shipment level as pieces are added or deleted.
RequestedPackageLineItem/ GroupNumber	Yes	Optional. Used only with package groups as a unique identifier of each group of identical packages.
RequestedPackageLineItem/ GroupPackageCount	Yes	Optional. Used only with package groups as a count of packages within a group of identical packages. The package count added to existing package count on the shipment cannot exceed Open Ship package limit.
RequestedPackageLineItem/ VariableHandlingChargeDetail	Yes	Optional. Only used for individual packages. Details about how to calculate variable handling charges at the shipment level.
RequestedPackageLineItem/ InsuredValue	Yes	Optional. Only used for individual packages and package groups to indicate the insured value of the package.
RequestedPackageLineItem/ Weight	Yes	Required. For individual packages and package groups.
RequestedPackageLineItem/ Dimensions	Yes	Optional. The dimensions of this package and the unit type used for the measurements. Valid measurements are whole numbers greater than zero. Valid values are: <ul style="list-style-type: none"> • Length • Width • Height • Units
RequestedPackageLineItem/ PhysicalPackaging	Yes	Optional. Provides additional detail on how the customer has physically packaged this item. Required for packages moving under international and SmartPost services.
RequestedPackageLineItem/ ItemDescription	Yes	Optional. Human-readable text describing the package.
RequestedPackageLineItem/ CustomerReferences	Yes	Optional. Specify additional customer reference data about the associated shipment.
RequestedPackageLineItem/ SpecialServicesRequested	Yes	Optional. Descriptive data regarding special services requested by the shipper for this package. If the shipper is requesting a special service which requires additional data, such as C.O.D., the special service type must be present in the ShipmentSpecialServicesRequested/SpecialServiceTypes

Element	Multiple Occurrence	Description
		collection, and the supporting detail must be provided in the appropriate sub-object. For example, to request C.O.D., "COD" must be included in the SpecialServiceTypes collection and the CodDetail object must contain the required data.
RequestedPackageLineItem/ ContentRecords	Yes	Optional. Only used for individual packages and PACKAGE_GROUPS. Valid values: <ul style="list-style-type: none"> • PartNumber • ItemNumber • ReceivedQuantity • Description
RequestedPackageLineItem/ Commodities	Yes	May only be used with shipment processing option of PACKAGE_LEVEL_COMMODITIES and one of the international distribution services.
RequestedPackageLineItems/ PackageSpecialServices Requested /AlcoholDetail	Yes	Specify details for package containing alcohol
RequestedPackageLineItems/ PackageSpecialServicesReques ted/ AlcoholDetail/AlcoholRecipient Type	Yes	Specify the recipient type that the recipient of the alcohol shipment has. Valid values are: <ul style="list-style-type: none"> • CONSUMER • LICENSEE
RequestedPackageLineItem/ PackageSpecialServicesRequ ested /DangerousGoodsDetail/ UploadedTrackingNumber	No	UploadedTrackingNumber element is used to identify an instance of an uploaded dangerous goods handling unit. This element is required only if you have already validated DG data using the FedEx provided Dangerous Goods / Hazardous Materials information upload option.
RequestedPackageLineItem/ PackageSpecialServicesRequ ested /DangerousGoodsDetail/ DangerousGoodsContainer/ HazardousCommodityContent / NetExplosiveDetail		The total mass of the contained explosive substances, without the mass of any casings, bullets, shells, etc.
Requestedshipment/ RequestedPackageLineItem/		Valid values: <ul style="list-style-type: none"> • NET_EXPLOSIVE_CONTENT

Element	Multiple Occurrence	Description
PackageSpecialServicesRequested /DangerousGoodsDetail/ DangerousGoodsContainer/ HazardousCommodityContent / NetExplosiveDetail/ NetExplosiveClassificationType		<ul style="list-style-type: none"> NET_EXPLOSIVE_MASS NET_EXPLOSIVE_QUANTITY NET_EXPLOSIVE_WEIGHT

20.8 Returned Add Piece Fields

The AddPackagesToOpenShipmentReply to an Open Ship ADD package transaction includes the tracking number of the newly added package.

Table 150. AddPackagesToOpenShipmentReply

Element	Multiple Occurrence	Description
JobId	No	Optional.
ServiceType	No	Optional. Description of the FedEx service type for the particular shipment.
CompletedShipmentDetail	No	Provides all of the returned information about a shipment/package(s).
RequestedPackageLineItem/ PackageSpecialServicesRequested/ DangerousGoodsDetail/ DangerousGoodsContainer/ HazardousCommodityContent/ NetExplosiveDetail		The total mass of the contained explosive substances, without the mass of any casings, bullets, shells, etc.
CompletedPackageDetail/ CompletedHazardousPackageDetail/ ValidatedHazardousContainer/ ValidatedHazardousCommodityContent/ NetExplosiveDetail/ NetExplosiveClassificationType		The total mass of the contained explosive substances, without the mass of any casings, bullets, shells, etc.
ErrorLabels	Yes	Optional. Empty unless one or more errors occur during transaction processing.

20.9 Modify Piece Transaction

To modify information about a package in an Open Ship shipment, including the Master piece, which is the first package added, you must include the fields listed in [Table 145](#) in a `ModifyPackageInOpenShipmentRequest`.

Table 151. ModifyPackageInOpenShipmentRequest

Element	Multiple Occurrence	Description
UserDetail	No	Optional.
Index	No	Required. Customer-assigned identifier for this shipment (must be unique for stand-alone open shipments).
Actions	Yes	Optional. Specify the optional actions to be performed during the modification of packages in Open Shipment. Valid values: STRONG_VALIDATION
TrackingId	No	Required. The Tracking ID of the package being modified.
TrackingId/TrackingIdType	No	Optional. Describes the type of tracking ID.
TrackingId/FormId	No	Optional. Describes in detail the type of airbill and shipment moving through the FedEx system.
TrackingId/UspsApplicationId	No	Optional. For use with SmartPost tracking IDs only.
TrackingId/TrackingNumber	No	Optional.
RequestedPackageLineItem	No	Optional. This class rationalizes RequestedPackage and RequestedPackageSummary from previous interfaces.
RequestedPackageLineItem/ PackageSpecialServicesRequested/ DangerousGoodsDetail/ UploadedTrackingNumber	No	UploadedTrackingNumber element is used to identify an instance of an uploaded dangerous goods handling unit. This element is required only if you have already validated DG data using the FedEx provided Dangerous Goods / Hazardous Materials information upload option.
RequestedPackageLineItem/ PackageSpecialServicesRequested/ DangerousGoodsDetail/ DangerousGoodsContainer/ HazardousCommodityContent/ NetExplosiveDetail		The total mass of the contained explosive substances, without the mass of any casings, bullets, shells, etc.

Element	Multiple Occurrence	Description
RequestedPackageLineItem/ PackageSpecialServicesRequested/ DangerousGoodsDetail/ DangerousGoodsContainer/ HazardousCommodityContent/ NetExplosiveDetail/ NetExplosiveClassificationType		Valid values: <ul style="list-style-type: none"> NET_EXPLOSIVE_CONTENT NET_EXPLOSIVE_MASS NET_EXPLOSIVE_QUANTITY NET_EXPLOSIVE_WEIGHT
RequestedPackageLineItem/ SequenceNumber	No	Optional. Used only with individual packages as a unique identifier of each requested package. Will be adjusted at the shipment level as pieces are added or deleted.
RequestedPackageLineItem/ GroupNumber	No	Optional. Used only with package groups, as a unique identifier of each group of identical packages.
RequestedPackageLineItem/ GroupPackageCount	No	Optional. Used only with package groups, as a count of packages within a group of identical packages. The package count added to existing package count on the shipment cannot exceed Open Ship package limit.
RequestedPackageLineItem/ TrackingIds	Yes	Used only for INDIVIDUAL_PACKAGES.
RequestedPackageLineItem/ VariableHandlingChargeDetail	No	Optional. Only used for individual packages. Details about how to calculate variable handling charges at the shipment level.
VariableHandlingChargeDetail/ FixedValue	No	Optional.
VariableHandlingChargeDetail/ PercentValue	No	Optional. Actual percentage (10 means 10%, which is a multiplier of 0.1)
VariableHandlingChargeDetail/ RateElementBasis	No	Optional. Select the value from a set of rate data to which the percentage is applied.
VariableHandlingChargeDetail/ RateTypeBasis	No	Optional. Select the type of rate from which the element is to be selected.
RequestedPackageLineItem/ InsuredValue	No	Optional. Only used for individual packages and package groups.
RequestedPackageLineItem/ Weight	No	Required. Only used for individual packages and package groups.

Element	Multiple Occurrence	Description
RequestedPackageLineItem/ Dimensions	No	Optional. The dimensions of this package and the unit type used for the measurements. Valid measurements are whole numbers greater than zero. Valid values: <ul style="list-style-type: none"> • Length • Width • Height • Units
RequestedPackageLineItem/ PhysicalPackaging	No	Optional. Provides additional detail on how the customer has physically packaged this item. Required for packages moving under international and SmartPost services.
RequestedPackageLineItem/ ItemDescription	No	Optional. Human-readable text describing the package.
RequestedPackageLineItem/ CustomerReferences	Yes	Optional. Specify additional customer reference data about the associated shipment.
RequestedPackageLineItem/ SpecialServicesRequested	No	Optional. Only used for individual packages. Descriptive data regarding special services requested by the shipper for this shipment. If the shipper is requesting a special service which requires additional data, such as C.O.D., the special service type must be present in the ShipmentSpecialServicesRequested/SpecialServiceTypes collection, and the supporting detail must be provided in the appropriate sub-object. For example, to request C.O.D., "COD" must be included in the SpecialServiceTypes collection and the CodDetail object must contain the required data.
RequestedPackageLineItems/ SpecialServicesRequested/ DangerousGoodsDetail/ UploadedTrackingNumber		UploadedTrackingNumber element is used to identify an instance of an uploaded dangerous goods handling unit. This element is required only if you have already validated DG data using the FedEx provided Dangerous Goods / Hazardous Materials information upload option.
SpecialHandlingDetail	No	Optional. Specify the condition of a package when it was received at a FedEx location.

Element	Multiple Occurrence	Description
RequestedPackageLineItem/ ContentRecords	Yes	Optional. Only used for individual packages and package groups. Valid values are: <ul style="list-style-type: none"> • PartNumber • ItemNumber • ReceivedQuantity • Description
RequestedPacakgeLineItem/ Commodities	Yes	May only be used with shipment processing option of PACKAGE_LEVEL_COMMODITIES and one of the international distribution services.

Table 67. ModifyPackageInOpenShipmentReply

Element	Multiple Occurrence	Description
HighestSeverity	No	Identifies the set of severity values for a Notification. Valid values are: <ul style="list-style-type: none"> • ERROR • FAILURE • NOTE • SUCCESS • WARNINGS
Notifications	Yes	Includes the descriptive data detailing the status of a submitted transaction. Includes the severity of the notification, which indicates success or failure or some other information about the request. Valid values are: <ul style="list-style-type: none"> • SUCCESS — Your transaction succeeded with no other applicable information. • NOTE — Additional information that may be of interest to you about your transaction. • WARNING — Additional information that you need to know about your transaction that you may need to take action on. • ERROR — Information about an error that occurred while processing your transaction.

Element	Multiple Occurrence	Description
		<ul style="list-style-type: none"> FAILURE — FedEx was unable to process your transaction at this time due to a system failure. Please try again later.
Notifications/Severity	No	Same as HighestSeverity types above.
Notifications/Source	No	Indicates the source of this notification. Combined with the Code it uniquely identifies this notification.
Notifications/Code	No	A code that represents this notification. Combined with the Source it uniquely identifies this notification.
Notifications/Message	No	Human-readable text that explains this notification.
Notifications/LocalizedMessage	No	The translated message. The language and locale specified in the Client detail. Localization is used to determine the representation. Currently only RequestedShipment/ supported in a TrackReply.
Notifications/MessageParameters		A collection of name/value pairs that provide specific data to help the client determine the nature of an error (or warning, and so on) without having to parse the message string.
JobId	No	—
CompletedShipmentDetail	No	Provides Completed Shipment Details.
CompletedShipmentDetail/ HazardousShipmentDetail/ DryIceDetail		Shipment-level totals of dry ice data across all packages.
RequestedPackageLineItem/ PackageSpecialServicesRequested/ DangerousGoodsDetail/ DangerousGoodsContainer/ HazardousCommodityContent/ NetExplosiveDetail		The total mass of the contained explosive substances, without the mass of any casings, bullets, shells, etc.

Element	Multiple Occurrence	Description
RequestedPackageLineItem/ PackageSpecialServicesRequested /DangerousGoodsDetail/ DangerousGoodsContainer/ HazardousCommodityContent/ NetExplosiveDetail/ NetExplosiveClassificationType		Valid values: <ul style="list-style-type: none"> NET_EXPLOSIVE_CONTENT NET_EXPLOSIVE_MASS NET_EXPLOSIVE_QUANTITY NET_EXPLOSIVE_WEIGHT
CompletedShipmentDetail/ UsDomestic	No	Indicates whether or not this is an intra-US shipment.
CompletedShipmentDetail/ CarrierCode	No	Indicates the carrier that will be used to deliver this shipment.
CompletedShipmentDetail/ MasterTrackingId	No	Only used with multiple-transaction shipments to identify the master package in a multi-piece shipment.
CompletedShipmentDetail/ ServiceTypeDescription	No	Description of the FedEx service used for this shipment. Currently not supported.
CompletedShipmentDetail/ PackagingDescription	No	Description of the packaging used for this shipment. Currently not supported.
CompletedShipmentDetail/ OperationalDetail	No	Description of the operational details of the shipment.
CompletedShipmentDetail/ AccessDetail	No	Only used with pending shipments.
CompletedShipmentDetail/ TagDetail	No	Only used in the reply to tag requests. The following valid values are, as of June 2007, returned only for FedEx Express services: <ul style="list-style-type: none"> ConfirmationNumber AccessTime CutoffTime Location DeliveryCommitment
CompletedShipmentDetail/ SmartPostDetail	No	Valid values are: <ul style="list-style-type: none"> PickUpCarrier — Identifies the carrier that will pick up the SmartPost shipment. Machinable — Indicates whether the shipment is deemed to be machinable, based on dimensions, weight, and packaging.

Element	Multiple Occurrence	Description
CompletedShipmentDetail/ HazardousShipmentDetail	No	Computed shipment level information about hazardous commodities.
CompletedShipmentDetail/ ShipmentRating	No	All shipment-level rating data for this shipment, which may include data for multiple rate.
CompletedShipmentDetail/ ConsolidationDetail	No	Result data for a shipment within a consolidation.
CompletedShipmentDetail/ CompletedHoldAtLocationDetail	No	Returns the default holding location information when HOLD_AT_LOCATION special service is requested and the client does not specify the hold location address. Valid values are: <ul style="list-style-type: none"> • HoldingLocation — Identifies the branded location name, the hold at location phone number and the address of the location. • HoldingLocationType — Identifies the type of FedEx location.
CompletedShipmentDetail/ ExportComplianceStatement	No	Returns any defaults or updates applied to RequestedShipment.exportDetail.exportComplianceStatement.
CompletedShipmentDetail/ CompletedEtdDetail	No	Valid values are: <ul style="list-style-type: none"> • FolderID — The identifier for all clearance documents associated with this shipment. • UploadDocumentReferenceDetails
CompletedShipmentDetail/ ShipmentDocuments	Yes	All shipment-level shipping documents (other than labels and barcodes).
CompletedShipmentDetail/ AssociatedShipments	Yes	
AssociatedShipmentDetail/Type	No	Describes the type of associated shipment. Valid values are: <ul style="list-style-type: none"> • COD_RETURN • DELIVERY_ON_INVOICE_ACCEPTANCE_RETURN
CompletedShipmentDetail/ CompletedCodDetail	No	Specify the results of processing for the COD special service.

Element	Multiple Occurrence	Description
CompletedShipmentDetail/ CompletedPackageDetails	Yes	Valid values are: <ul style="list-style-type: none"> • SequenceNumber • TrackingIds • GroupNumber — Used with request containing PACKAGE_GROUPS, to identify which group of identical packages was used to produce a reply item. • OversizeClass • PackageRating — All package-level rating data for this package, which may include data for multiple rate types. • OperationalDetail • Label • PackageDocuments — All package-level shipping documents (other than labels and barcodes). For use in loads after January, 2008. • CodReturnDetail — Specify the information associated with this package that has COD special service in a ground shipment. • SignatureOption — Actual signature option applied, to allow for cases in which the original value conflicted with other service features in the shipment. • HazardousCommodities — Documents the kinds and quantities of all hazardous commodities in the current package, using updated hazardous commodity description data.
ErrorLabels	Yes	Empty unless one or more errors occur during transaction processing.

20.10 Delete Piece Transaction

To delete one or more packages from an Open Ship shipment, delete the piece *before* you CONFIRM using the DeletePackagesFromOpenShipmentRequest.

Table 152. DeletePackagesFromOpenShipmentRequest

Element	Multiple Occurrence	Description
UserDetail	No	Optional.
Index	No	Required. Customer-assigned identifier for this shipment (must be unique for stand-alone open shipments).
TrackingId	Yes	Required. The Tracking ID of the package.
TrackingId/TrackingIdType	No	Optional.
TrackingId/FormId	No	Optional.
TrackingId/UspsApplicationId	No	Optional. For use with SmartPost tracking IDs only.
TrackingId/TrackingNumber	No	Optional.

New Master and child tracking numbers are assigned for Express C.O.D. shipments and packages when a piece is deleted prior to a CONFIRM transaction.

If the Master package is deleted, the Master tracking number is reassigned to the next package in sequence in the shipment. All sequence numbers are decreased by the number of deleted packages.

For example, if the original sequence is 1-3, 2-3, 3-3, and the third piece is deleted prior to a CONFIRM, the revised sequence numbers are 1-2, 2-2.

20.11 Delete Shipment Transaction

To delete an entire Open Ship shipment *prior* to a CONFIRM transaction, you must submit a DeleteOpenShipmentRequest.

To delete an Open Ship shipment prior to a CONFIRM, you must specify the Open Ship index assigned to the shipment when it was created. The shipment to be deleted is identified based on the index identifier you supply.

Table 153. DeleteOpenShipmentRequest

Element	Multiple Occurrence	Description
UserDetail	No	Optional.
Index	No	Required. Customer-assigned identifier for this shipment (must be unique for stand-alone open shipments).
TrackingIDs		Tracking IDs of the package to be deleted. The tracking IDs are for the same package to support the use case where a package can have more than one type of

Element	Multiple Occurrence	Description
		tracking ID, such as package shipped with the SmartPost service. Valid values: <ul style="list-style-type: none"> EXPRESS FEDEX FREIGHT GROUND INTERVAL UNKNOWN USPS

20.12 Confirm Shipment Transactions

The CONFIRM transaction validates the shipment and package information for the respective Open Shipment index. The system returns Route, Time-in-Transit, Rate Quote and required shipping document information, including labels for the packages.

Confirm a shipment and print labels, as described in the following sections.

1. CREATE shipment (and ADD Piece #1)
2. ADD Piece #2
3. ADD Piece #3
4. ADD Piece #4
5. ADD Piece #X
6. CONFIRM Shipment

20.12.1 Confirm Open Ship Shipment

After you add all packages to an Open Ship shipment, you may CONFIRM the shipment by passing in the elements in the ConfirmOpenShipmentRequest.

STRONG_VALIDATION will be performed on the shipment and all package information for the open shipment referenced in the CONFIRM transaction. Errors need to be fixed using the MODIFY transactions before the CONFIRM transaction will produce the labels.

Table 154. ConfirmOpenShipmentRequest

Element	Multiple Occurrence	Description
AsynchronousProcessingOptions	No	Optional. This is used to specify processing options related to synchronous or asynchronous processing.
AsynchronousProcessingOptions	Yes	Describes the type of options available.

Element	Multiple Occurrence	Description
/Options		Valid values: <ul style="list-style-type: none"> ALLOW_ASYNCHRONOUS (Recommended) ASYNCHRONOUS_ONLY SYNCHRONOUS_ONLY
Index	No	Required. Customer-assigned identifier for this shipment (must be unique for stand-alone open shipments, or unique within consolidation if consolidation key is provided).
LabelSpecification	No	Optional. Description of shipping label to be returned in the reply.
RequestedShipment/ LabelSpecification/ CustomerSpecifiedLabelDetail /LabelMaskableDataType		Names of data element/areas which may be suppressed from printing on labels. <ul style="list-style-type: none"> CUSTOMS_VALUE DUTIES_AND_TAXES_PAYOR_ACCOUNT_NUMBER SECONDARY_BARCODE SHIPPER_ACCOUNT_NUMBER TERMS_AND_CONDITIONS TRANSPORTATION_CHARGES_PAYOR_ACCOUNT_NUMBER
RequestedShipment/ LabelSpecification/ LabelFormatType	Yes	Required. Specify the type of label to be returned.
RequestedShipment/ LabelSpecification/ ImageType	No	Optional. Specify the image format used for a shipping document.
RequestedShipment/ LabelSpecification /LabelStockType	No	Optional. For thermal printer labels this indicates the size of the label and the location of the doc tab if present. Valid values: <ul style="list-style-type: none"> PAPER_4X6 PAPER_4X8 PAPER_4X9 PAPER_7X4.75 PAPER_8.5X11_BOTTOM_HALF_LABEL PAPER_8.5X11_TOP_HALF_LABEL STOCK_4X6

Element	Multiple Occurrence	Description
		<ul style="list-style-type: none"> STOCK_4X6.75_LEADING_DOC_TAB STOCK_4X6.75_TRAILING_DOC_TAB STOCK_4X8 STOCK_4X9_LEADING_DOC_TAB STOCK_4X9_TRAILING_DOC_TAB
RequestedShipment/ ShippingDocumentSpecification/ FreightAddressLabelDetail /DocTabContent /DocTabContentType		Valid values: <ul style="list-style-type: none"> BARCODED CUSTOM MINIMUM STANDARD ZONE001
ShippingDocumentSpecification	No	Optional. Contains data used to create additional (non-label) shipping documents.
ShippingDocumentSpecification/ ShippingDocumentTypes	Yes	Optional. Indicates the types of shipping documents requested by the shipper.
ShippingDocumentSpecification/ CertificateOfOrigin	No	Optional.
ShippingDocumentSpecification/ CommercialInvoiceDetail	No	Optional.
ShippingDocumentSpecification/ CustomDocumentDetail		Data required to produce a custom-specified document, either at shipment or package level.
ShippingDocumentSpecification/ CustomPackageDocumentDetail	Yes	Optional. Specify the production of each package-level custom document (the same specification is used for all packages).
ShippingDocumentSpecification/ CustomShipmentDocumentDetail	Yes	Optional. Specify the production of a shipment-level custom document.
ShippingDocumentSpecification/ ExportDeclarationDetail	No	Optional.
ShippingDocumentSpecification/ GeneralAgencyAgreementDetail	No	Optional.
ShippingDocumentSpecification/ NaftaCertificateOfOriginDetail	No	Optional.
ShippingDocumentSpecification	No	Optional. S

Element	Multiple Occurrence	Description
/Op900Detail		Specify the production of the OP-900 document for hazardous materials packages.
ShippingDocumentSpecification/ DangerousGoodsShippers DeclarationDetail	No	Optional. Specify the production of the 1421-C document for dangerous goods shipment.
ShippingDocumentSpecification/ FreightAddressLabelDetail	No	Optional.
ShippingDocumentSpecification/ ReturnInstructionsDetail	No	Optional. Specify the production of the return instructions document.
ShippingDocumentSpecification/ ReturnedShippingDocumentType		<ul style="list-style-type: none"> • AUXILIARY_LABEL • CERTIFICATE_OF_ORIGIN • COD_AND_DELIVERY_ON_INVOICE • ACCEPTANCE_RETURN_2_D_BARCODE • COD_AND_DELIVERY_ON_INVOICE • _ACCEPTANCE_RETURN_LABEL • COD_RETURN_2_D_BARCODE • COD_RETURN_LABEL • COMMERCIAL_INVOICE • CUSTOM_PACKAGE_DOCUMENT • CUSTOM_SHIPMENT_DOCUMENT • DANGEROUS_GOODS_SHIPPERS • DECLARATION • DELIVERY_ON_INVOICE_ACCEPTANCE • RETURN_2_D_BARCODE • DELIVERY_ON_INVOICE_ACCEPTANCE • RETURN_LABEL • ETD_LABEL • EXPORT_DECLARATION • FREIGHT_ADDRESS_LABEL • GENERAL_AGENCY_AGREEMENT • GROUND_BARCODE • NAFTA_CERTIFICATE_OF_ORIGIN • OP_900

Element	Multiple Occurrence	Description
		<ul style="list-style-type: none"> • OUTBOUND_2_D_BARCODE • OUTBOUND_LABEL • PRO_FORMA_INVOICE • RECIPIENT_ADDRESS_BARCODE • RECIPIENT_POSTAL_BARCODE • RETURN_INSTRUCTIONS • TERMS_AND_CONDITIONS • USPS_BARCODE
RateRequestTypes	Yes	<p>Optional. Indicates the type of rates to be returned. Rates that can be returned are:</p> <ul style="list-style-type: none"> • LIST – Returns published rates in response • PREFERRED – Returns rates in currency specified in the PreferredCurrency element. • NONE – Returns no rates in response.
EdtRequestType	No	<p>Optional. Specify whether the customer wishes to have Estimated Duties and Taxes provided with the rate quotation on this shipment. Only applies with shipments moving under international services.</p>
LabelSpecification/LabelOrderType	No	<p>Specify the order in which the labels will be returned. Valid values are:</p> <ul style="list-style-type: none"> • SHIPPING_LABEL_FIRST • SHIPPING_LABEL_LAST

Table 155. ConfirmOpenShipmentReply

Element	Multiple Occurrence	Description
HighestSeverity	No	<p>Identifies the highest severity encountered when performing the request. Valid values:</p> <ul style="list-style-type: none"> • FAILURE • ERROR • WARNING • NOTE • SUCCESS
Notifications	Yes	<p>Includes the descriptive data detailing the status of a submitted transaction. Includes the</p>

Element	Multiple Occurrence	Description
		severity of the notification, which indicates success or failure or some other information about the request. Valid values are: <ul style="list-style-type: none"> • SUCCESS — Your transaction succeeded with no other applicable information. • NOTE — Additional information that may be of interest to you about your transaction. • WARNING — Additional information that you need to know about your transaction that you may need to take action on. • ERROR — Information about an error that occurred while processing your transaction. • FAILURE — FedEx was unable to process your transaction at this time due to a system failure. Please try again later.
TransactionDetail	No	Descriptive data for the customer transaction. The Transaction detail from the request is echoed back to the caller in the corresponding reply.
JobId	No	—
AsynchronousProcessingResults	No	This indicates whether the transaction was processed synchronously or asynchronously.
CompletedShipmentDetail	No	Provides Completed Shipment Details.
CompletedShipmentDetail/ HazardousShipmentDetail/DryIceDetail		Shipment-level totals of dry ice data across all packages.
RequestedPackageLineItem/ PackageSpecialServicesRequested/ DangerousGoodsDetail/ DangerousGoodsContainer/ HazardousCommodityContent/ NetExplosiveDetail		The total mass of the contained explosive substances, without the mass of any casings, bullets, shells, etc.
RequestedPackageLineItem/ PackageSpecialServicesRequested/ DangerousGoodsDetail/ DangerousGoodsContainer/ HazardousCommodityContent/ NetExplosiveDetail/ NetExplosiveClassificationType		Valid values: <ul style="list-style-type: none"> • NET_EXPLOSIVE_CONTENT • NET_EXPLOSIVE_MASS • NET_EXPLOSIVE_QUANTITY • NET_EXPLOSIVE_WEIGHT

Element	Multiple Occurrence	Description
ErrorLabels	Yes	Empty unless one or more errors occur during transaction processing.

Table 156. GetConfirmOpenShipmentResultsRequest

Element	Multiple Occurrence	Description
HighestSeverity	No	Identifies the highest severity encountered when performing the request. Valid values: <ul style="list-style-type: none"> FAILURE ERROR WARNING NOTE SUCCESS
Notifications	Yes	Includes the descriptive data detailing the status of a submitted transaction. Includes the severity of the notification, which indicates success or failure or some other information about the request. Valid values are: <ul style="list-style-type: none"> SUCCESS — Your transaction succeeded with no other applicable information. NOTE — Additional information that may be of interest to you about your transaction. WARNING — Additional information that you need to know about your transaction that you may need to take action on. ERROR — Information about an error that occurred while processing your transaction. FAILURE — FedEx was unable to process your transaction at this time due to a system failure. Please try again later.
Notifications/Severity	No	Optional. The severity of this notification. This can indicate success or failure or some other information about the request. See Notifications element for valid values.
Notifications/Source	No	Optional.

Element	Multiple Occurrence	Description
		Indicates the source of this notification. Combined with the Code it uniquely identifies this notification
Notifications/Code	No	Optional. A code that represents this notification. Combined with the Source it uniquely identifies this notification.
Notifications/Message	No	Optional. Human-readable text that explains this notification.
Notifications/ LocalizedMessage	No	Optional. The translated message. The language and locale specified in the ClientDetail. Localization are used to determine the representation. Currently only supported in a TrackReply.
Notifications/ MessageParameters	Yes	Optional.
CompletedShipmentDetail	No	Optional. Provides reply information specific to the Open Shipment.
CompletedShipmentDetail/UsDomestic	No	Optional. Indicates whether or not this is an intra-U.S. shipment.
CompletedShipmentDetail/CarrierCode	No	Optional. Indicates the carrier that will be used to deliver this shipment.
CompletedShipmentDetail/MasterTrackingId	No	Optional. The master tracking number and form ID of this multiple piece shipment. This information is to be provided for each subsequent of a multiple piece shipment.
CompletedShipmentDetail/ServiceTypeDescription	No	Optional. Description of the FedEx service used for this shipment. Currently not supported.
CompletedShipmentDetail/PackagingDescription	No	Optional. Description of the packaging used for this shipment. Currently not supported.
CompletedShipmentDetail/OperationalDetail	No	Optional. Specify shipment level operational information.
CompletedShipmentDetail/AccessDetail	Yes	Provides the ability to return multiple sets of Email label access credentials in the CreateOpenShipment reply

Element	Multiple Occurrence	Description
CompletedShipmentDetail/TagDetail	No	Optional. Only used in the reply to tag requests. The following valid values are returned only for FedEx Express services: <ul style="list-style-type: none"> • ConfirmationNumber • AccessTime • CutoffTime • Location • DeliveryCommitment
CompletedShipmentDetail/SmartPost Detail	No	Optional. Valid values: <ul style="list-style-type: none"> • PickupCarrier — Identifies the carrier that will pick up the FedEx SmartPost shipment. • Machinable — Indicates whether the shipment is deemed to be machinable, based on dimensions, weight, and packaging.
CompletedShipmentDetail/HazardousShipmentDetail	No	Optional. Computed shipment level information about hazardous commodities.
CompletedShipmentDetail/ShipmentRating	No	Optional. All shipment-level rating data for this shipment, which may include data for multiple rate.
CompletedShipmentDetail/ConsolidationDetail	No	Optional. Result data for a shipment within a consolidation.
CompletedShipmentDetail/CompletedHoldAtLocationDetail	No	Optional. Returns the default holding location information when HOLD_AT_LOCATION special service is requested and the client does not specify the hold location address. Valid values are: <ul style="list-style-type: none"> • HoldingLocation — Identifies the branded location name, the hold at location phone number and the address of the location. • HoldingLocationType — Identifies the type of FedEx location.
CompletedShipmentDetail/ExportComplianceStatement	No	Optional.

Element	Multiple Occurrence	Description
		Returns any defaults or updates applied to RequestedShipment.exportDetail.export ComplianceStatement.
CompletedShipmentDetail/ CompletedEtdDetail	No	Optional. Valid values: <ul style="list-style-type: none"> • FolderID — The identifier for all clearance documents associated with this shipment. • UploadDocumentReferenceDetails
CompletedShipmentDetail/ ShipmentDocuments	Yes	Optional. All shipment-level shipping documents (other than labels and barcodes).
CompletedShipmentDetail/ AssociatedShipments	Yes	Optional. The details of any associated shipments.
CompletedShipmentDetail/ CompletedCodDetail	No	Optional. Specify the results of processing for the COD special service.
CompletedShipmentDetail/ CompletedPackageDetails	Yes	Optional. Valid values: <ul style="list-style-type: none"> • SequenceNumber • TrackingIds • GroupNumber — Used with request containing PACKAGE_GROUPS, to identify which group of identical packages was used to produce a reply item. • OversizeClass • PackageRating — All package-level rating data for this package, which may include data for multiple rate types. • OperationalDetail • Label • PackageDocuments — All package-level shipping documents (other than labels and barcodes). For use in loads after January, 2008. • CodReturnDetail — Specify the information associated with this package that has COD special service in a ground shipment.

Element	Multiple Occurrence	Description
		<ul style="list-style-type: none"> SignatureOption — Actual signature option applied, to allow for cases in which the original value conflicted with other service features in the shipment. HazardousCommodities — Documents the kinds and quantities of all hazardous commodities in the current package, using updated hazardous commodity description data.
ErrorLabels	Yes	Optional. Empty unless one or more errors occur during transaction processing.

20.12.2 Confirming Open Ship and Printing Labels

A label for each piece is returned as a result of the CONFIRM transaction.

Open Ship has one print label option: Print-At-The-End (PATE). All labels print at the end after the shipment is confirmed.

For FedEx Express U.S. C.O.D. shipments, a C.O.D. Return Label is returned with the label of the last package in the shipment.

20.12.3 Asynchronous Processing

The Asynchronous Processing Option in the OpenShip WSDL lets you specify the manner in which the shipment artifacts are returned. The shipment artifacts are shipping labels and all associated documents, such as Commercial Invoice, Certification of Origin, NAFTA Certificate of Origin, Export Declaration and so on.

Specify the shipment artifacts to be returned using only one of the following options:

- ALLOW_ASYNCHRONOUS - Allows for immediate, synchronous processing when possible and asynchronous processing if the transaction times out. If the time out limit is reached, then any results may be retrieved later. If the transaction processes within the asynchronous limits, then the results will be contained in the standard reply.
- ASYNCHRONOUS_ONLY - Restricts the transaction to asynchronous processing and any results must be retrieved at a later time.
- SYNCHRONOUS_ONLY - Restricts the transaction to synchronous processing only. If the time out limit is reached, then an error is returned in the reply.

If shipment artifacts are to be processed asynchronously, then the reply transaction, either CreateOpenShipmentReply, ModifyOpenShipmentReply or ConfirmOpenShipmentReply, will contain the identifier, which is the JobId, by which the deferred shipment artifacts must be identified in the subsequent retrieval request.

Specifically, if the initial transaction that requests asynchronous processing is the CreateOpenShipmentRequest, then the JobId that is returned in the CreateOpenShipmentReply must

then be inserted in the corresponding GetCreateOpenShipmentResultsRequest to identify the desired, deferred artifacts. The deferred artifacts are then returned in the GetCreateOpenShipmentResultsReply transaction. This same sequence applies to the ModifyOpenShipmentRequest, ModifyOpenShipmentReply, GetModifyOpenShipmentResultsRequest transactions and the ConfirmOpenShipmentRequest, ConfirmOpenShipmentReply, GetConfirmOpenShipmentResultsRequest transactions.

Table 157. RetrieveJobResultsRequest

Element	Multiple Occurrence	Description
JobId	No	Optional. Specify the job under which the desire artifacts are stored.
Filters	Yes	Optional. Specify the filters to be used for retrieving artifacts.
Filters/AccessReference	No	Optional.
Filters/Type	No	Optional.
Filters/ReferenceId	No	Optional.

Table 158. Retrieve Job Results Reply

Element	Multiple Occurrence	Description
HighestSeverity	No	The element identifies the highest severity encountered when performing the request. Valid values are: <ul style="list-style-type: none"> • FAILURE • ERROR • WARNING • NOTE • SUCCESS
Notifications	Yes	The element includes the descriptive data detailing the status of a submitted transaction. Includes the severity of the notification, which indicates success or failure or some other information about the request. Valid values are: <ul style="list-style-type: none"> • SUCCESS – Your transaction succeeded with no other applicable information. • NOTE – Additional information that may be of interest to you about your transaction.

Element	Multiple Occurrence	Description
		<ul style="list-style-type: none"> WARNING – Additional information that you need to know about your transaction that you may need to take action on. ERROR – Information about an error that occurred while processing your transaction. FAILURE – FedEx was unable to process your transaction at this time due to a system failure. Please try again later.
Notifications/Severity	No	The element Specify the severity of the notification. This can indicate success or failure or some other information about the request. See Notifications element for valid values.
Notifications/Source	No	The element indicates the source of the notification. Combined with the Code it uniquely identifies the notification
Notifications/Code	No	A code that represents this notification. Combined with the Source it uniquely identifies this notification.
Notifications/Message	No	Human-readable text that explains this notification.
Notifications/LocalizedMessage	No	The translated message. The language and locale specified in the ClientDetail. Localization are used to determine the representation. Currently only supported in a TrackReply.
Notifications/MessageParameters	Yes	A collection of name/value pairs that provide specific data to help the client determine the nature of an error (or warning, etc.) without having to parse the message string.
/MessageParameters/Id	No	Identifies the type of data contained in Value (e.g. SERVICE_TYPE, PACKAGE_SEQUENCE, etc.).
/MessageParameters/Value	No	The value of the parameter (e.g. PRIORITY_OVERNIGHT, 2, etc.).
TransactionDetail	No	Contains the CustomerTransactionID that was sent in the request.
TransactionDetail/ CustomerTransactionId	No	Free form text to be echoed back in the reply. Used to match requests and replies.
TransactionDetail/Localization	No	Governs data payload language/translations (contrasted with ClientDetail.localization, which governs Notification.localizedMessage language selection).

Element	Multiple Occurrence	Description
/Locationalization/LanguageCode	No	Two-letter code for language (e.g. EN, FR, etc.).
/Locationalization/LocaleCode	No	Two-letter code for the region (e.g. us, ca, etc.).
Version	No	The version of this reply.
Artifacts	Yes	Shipping labels and all associated documents.
Artifacts/AccessReference	No	
Artifacts/HighestSeverity	No	Identifies the highest severity encountered when performing the request. Valid values: <ul style="list-style-type: none"> • FAILURE • ERROR • WARNING • NOTE • SUCCESS
Artifacts/Notifications	Yes	Includes the descriptive data detailing the status of a submitted transaction. Includes the severity of the notification, which indicates success or failure or some other information about the request. Valid values are: <ul style="list-style-type: none"> • SUCCESS — Your transaction succeeded with no other applicable information. • NOTE — Additional information that may be of interest to you about your transaction. • WARNING — Additional information that you need to know about your transaction that you may need to take action on. • ERROR — Information about an error that occurred while processing your transaction. • FAILURE — FedEx was unable to process your transaction at this time due to a system failure. Please try again later.
/Notifications/Severity	No	The severity of this notification. This can indicate success or failure or some other information about the request. Valid values are: <ul style="list-style-type: none"> • SUCCESS — Your transaction succeeded with no other applicable information.

Element	Multiple Occurrence	Description
		<ul style="list-style-type: none"> NOTE — Additional information that may be of interest to you about your transaction. WARNING — Additional information that you need to know about your transaction that you may need to take action on. ERROR — Information about an error that occurred while processing your transaction. FAILURE — FedEx was unable to process your transaction at this time due to a system failure. Please try again later.
/Notifications/Source	No	Indicates the source of this notification. Combined with the Code it uniquely identifies this notification.
/Notifications/Code	No	A code that represents this notification. Combined with the Source it uniquely identifies this notification.
/Notifications/Message	No	Human-readable text that explains this notification.
/Notifications/LocalizedMessage	No.	The translated message. The language and locale specified in the ClientDetail. Localization are used to determine the representation. Currently only supported in a TrackReply.
/Notifications/MessageParameters	Yes	A collection of name/value pairs that provide specific data to help the client determine the nature of an error (or warning, etc.) without having to parse the message string.
Type	No	Identifies the type of artifact.
Format	No	Specify the format of the artifact.
FormatSpecification	No	Identifies the schema or specific format definition used for the artifact.
ReferenceId	No	Specify a reference to the artifact that follows the naming convention defined for file storage.
Parts	Yes	
Parts/SequenceNumber	No	Specify the sequence of this part of the artifact.
Parts/Contents	No	Specify the contents of this retrieved artifact part.

20.13 Open Ship Print Options

Open Ship has one print label option, **Print-At-The-End (PATE)** that prints all labels at the end after the shipment is confirmed.

20.13.1 Open Ship Print-At-The-End

You can choose to print labels for packages in your Open Ship shipment at the end, when you CONFIRM the shipment.

20.14 Email Labels

Create either an Email Label (non-return) or an Email Return Label using the OpenShipService CreatePendingShipment Request. Cancel either of these requests using the OpenShipService DeletePendingShipment Request.

The Email Label option allows you to email a return label directly to your customer. Your customer can then print the label, apply it to the package, and call for pickup or drop the package off at the nearest FedEx drop-off location. For your customer's convenience, the email also includes links for scheduling a pickup and finding drop-off locations in the area. The email for Email Return Labels also contains a barcode that mobile customers can take to a FedEx Office location to have the label printed.

Email Label supports 1-25 packages in a single request.

The following attributes of requestedShipment are used to identify an Email Return Label:

- requestedShipment/SpecialServicesRequested/SpecialServiceTypes = PENDING_SHIPMENT
- requestedShipment/SpecialServicesRequested/SpecialServiceTypes = RETURN_SHIPMENT
- requestedShipment/SpecialServicesRequested/PendingShipmentDetail/Type = EMAIL
- requestedShipment/SpecialServicesRequested/PendingShipmentDetail/Type = RETURN

The following attributes of requestedShipment are used to identify an Email Label (non-return):

- requestedShipment/SpecialServicesRequested/SpecialServiceTypes = PENDING_SHIPMENT
- requestedShipment/SpecialServicesRequested/PendingShipmentDetail/Type = EMAIL

20.14.1 Email Label Service Details

The following service details apply to email labels:

20.14.2 Delivery Area

Available for FedEx First Overnight[®], FedEx First Overnight[®] Freight, FedEx Priority Overnight[®], FedEx Standard Overnight[®], FedEx 2Day[®], FedEx 2Day[®] A.M., FedEx Ground[®], FedEx Home Delivery[®], FedEx 2Day[®] Freight, and FedEx 3Day[®] Freight throughout the 50 United States and international shipments.

20.14.3 Exceptions

FedEx Express Saver[®] and FedEx 1Day[®] Freight services are not available.

Dangerous Goods and HazMat cannot be shipped.

20.14.4 Additional Information

Additional service options include [Saturday Service](#), [Dry Ice Shipments](#), and [Hold at FedEx Location and Redirect To Hold](#).

The maximum declared value is \$1,000USD for FedEx First Overnight, FedEx Priority Overnight, FedEx Standard Overnight, and FedEx 2Day.

The maximum declared value is \$50,000USD for FedEx 2Day Freight and FedEx 3Day Freight.

The maximum declared value is \$100USD for FedEx Ground and FedEx Home Delivery.

20.14.5 Email Label Coding Details

The following coding details apply to email labels:

- The email label is created using elements from the `CreatingPendingShipmentRequest` in the `OpenShipService WSDL` for FedEx Ground or FedEx Express shipments. Requirements that apply to ground and express shipments also apply to email labels.
- The email label request is canceled using elements from the `DeletePendingShipmentRequest` in the `OpenShipService WSDL` for FedEx Ground or FedEx Express shipments. Requirements that apply to FedEx Ground and FedEx Express shipments also apply to email labels.
- You may request up to 25 email labels to one email address using one request transaction.
- Email label URLs expire according to your expiration time stamp.
- After the customer prints the label, the label does not expire but can be used indefinitely.
- A FedEx Ground Manifest is not required for an email label.
- The only label format supported is laser (or plain paper).
- A surcharge is added to a return email label. No surcharge is applied to a non-return email label.
- The maximum expiration date for an Email Label (non-return) must be greater or equal to the day of the label request and not greater than 30 days in the future.
- The maximum expiration date for an Email Return Label must be greater or equal to the day of the label request and not greater than 2 years in the future.
- A Returns shipment can be associated to an Outbound shipment using the `ReturnAssociation` element.

20.14.6 Email Return Label Elements

In addition to the basic FedEx Ground or FedEx Express shipping elements required to request an Email Return Label, the following elements must be included in the `CreatePendingShipmentRequest`:

Table 159. Email Return Label Elements

Element	Description
<code>RequestedShipment/SpecialServicesRequested/SpecialServiceTypes</code>	Required. Specify the type of special service. Valid values for a Email Return Label are: 1 PENDING_SHIPMENT 2 RETURNS_CLEARANCE 3 RETURN_SHIPMENT

Element	Description
RequestedShipment/SpecialServicesRequested/DeliveryOnInvoiceAcceptanceDetail	Optional. Allows customers to direct the signed return receipt to a different address.
RequestedShipment/SpecialServicesRequested/ReturnShipmentDetail	Required. Specify the Return Type. Include the following value: PENDING
RequestedShipment/SpecialServicesRequested/ReturnShipmentDetail/Rma/Reason	Optional. Return Materials Authorization Reason. You may enter a reason for the return authorization associated with this Email Return Label.
RequestedShipment/SpecialServicesRequested/ReturnShipmentDetail/ReturnEmailDetail/MerchantPhoneNumber	Required. Include the phone number for the merchant, such as a general customer service phone number.
RequestedShipment/SpecialServicesRequested/ReturnShipmentDetail/ReturnEmailDetail/AllowedSpecialServices	Optional. Allow specific special services for the end-user. Valid values: <ul style="list-style-type: none"> • SATURDAY_DELIVERY • SATURDAY_PICKUP
RequestedShipment/SpecialServicesRequested/ReturnShipmentDetail/ReturnAssociation	Optional. Describes the data for the outbound shipment associated with the return.
RequestedShipment/SpecialServicesRequested/PendingShipmentDetail	Required. Specify the Pending Shipment Type. Include the value: EMAIL
RequestedShipment/SpecialServicesRequested/PendingShipmentDetail/ExpirationDate	Required. Specify the Email Return Label expiration date: for example, 2012-12-31. The maximum expiration date for an Email Return Label must be greater or equal to the day of the label request and not greater than 2 years in the future.
RequestedShipment/SpecialServicesRequested/PendingShipmentDetail/EmailLabelDetail/NotificationEmailAddress	Required. Email address of the end-user to be notified of the return label. This element has a 200-character maximum.
RequestedShipment/SpecialServicesRequested/PendingShipmentDetail/EmailLabelDetail/NotificationMessage	Optional. Notification message included in the email to the end-user.
RequestedShipment/RequestedPackageLineItems/	Optional. A maximum of 40 characters is accepted in this element. This element allows customer-defined notes to print

Element	Description
CustomerReferences/CustomerReferenceType	on the shipping label. For a RMA number, use the following value: RMA_ASSOCIATION If specified, the package can also be tracked by this value.

20.14.7 Email Label (non-return) Elements

In addition to the basic FedEx Express or FedEx Ground shipping elements required to request an email label, the following elements must be included in the CreatePendingShipmentRequest:

Table 160. Email Label (non-return) Elements

Element	Description
RequestedShipment/SpecialServicesRequested/SpecialServiceTypes	Required. Specify the type of special service. Include the following value for an Email Label: PENDING_SHIPMENT
RequestedShipment/SpecialServicesRequested/PendingShipmentDetail	Required. Specify the pending shipment type. Include the following value: EMAIL
RequestedShipment/SpecialServicesRequested/PendingShipmentDetail/ExpirationDate	Required. Specify the email label expiration date: for example, 2009-01-31. The maximum expiration date for an Email Label (non-return) must be greater or equal to the day of the label request and not greater than 30 days in the future.
RequestedShipment/SpecialServicesRequested/PendingShipmentDetail/EmailLabelDetail/NotificationEmailAddress	Required. Email address of the end-user to be notified of the label.
RequestedShipment/SpecialServicesRequested/PendingShipmentDetail/EmailLabelDetail/NotificationMessage	Optional. Notification message included in the email to the end user (200-character maximum).
RequestedShipment/SpecialServicesRequested/PendingShipmentDetail/ShipmentDryIceDetail	Optional. PackageCount and TotalWeight elements for Dry Ice shipments.
RequestedShipment/SpecialServicesRequested/PendingShipmentDetail/HomeDeliveryPremiumDetail	Optional. Special service elements for FedEx Ground Home Delivery shipments.

20.14.8 Cancel Email Label Elements

In addition to the basic FedEx Express or FedEx Ground shipping elements required to request an email label, the following element must be included in the DeletePendingShipmentRequest: Cancel Email Label Elements

The following information is required to cancel an Email Return Label using a DeletePendingShipment Web Service Request:

Table 161. Cancel Email Label Elements

Element	Required	Description
DeletePendingShipment	Required	The web service inside the OpenShip Service WSDL file used to cancel all Email Return Labels
WebAuthenticationDetail/ParentCredential	Required	The value for the primary authentication credential for a specific account. Note: This element is available only for Compatible Providers.
WebAuthenticationDetail/UserCredential/Key	Required	The value for the Key was provided by FedEx upon your request. It is an alphanumeric mixed-case string.
WebAuthenticationDetail/UserCredential/Password	Required	The value for the Password was provided by FedEx upon your request. It is an alphanumeric mixed-case string.
ClientDetail/AccountNumber	Required	The FedEx Express nine-digit meter number that was provided by FedEx upon your request.
ClientDetail/MeterNumber	Required	The FedEx Express meter number that was provided by FedEx upon your request.
Version/ServiceId	Required	The value is "ship".
Version/Major	Required	The current value is "7".
Version/Intermediate	Required	The current value is "0".
Version/Minor	Required	The current value is "0".
TrackingId/TrackingIdType	Required	Required. A Tracking number is required to cancel a specific package. Specify type of tracking id. Valid values are: <ul style="list-style-type: none"> • GROUND • USPS • FEDEX

Element	Required	Description
TrackingId/TrackingNumber	Optional and/or Required	Required. The Tracking number for the active package you wish to cancel.

20.15 Email Return Label Elements

Basic information is required in a CreatePendingShipment Request:

Note: Name and address elements in the CreatePendingShipment request will appear in the email the customer receives from FedEx, but won't be on the shipping label.

Table 162. CreatePendingShipment Basic Returns Email Label Request Elements

Element	Description
CreatePendingShipment	Required The web service inside the Ship Service WSDL file used to create all Email Return Labels.
WebAuthenticationDetail/ParentCredential	Required The value for the primary authentication credential for a specific account. Note: This element is available only for Compatible Providers.
WebAuthenticationDetail/UserCredential/Key	Required The value for the Key was provided by FedEx upon your request. It is an alphanumeric mixed-case string.
WebAuthenticationDetail/UserCredential/Password	Required The value for the Password was provided by FedEx upon your request. It is an alphanumeric mixed-case string.
ClientDetail/AccountNumber	Required The FedEx Express nine-digit meter number that was provided by FedEx upon your request.
ClientDetail/MeterNumber	Required The FedEx Express meter number that was provided by FedEx upon your request.
Version/ServiceId	Required The value is "ship".
Version/Major	Required The current value is "15".
Version/Intermediate	Required The current value is "0".
Version/Minor	Required The current value is "0".

Element	Description
RequestedShipment/ServiceType	Required For this transaction the valid value is SMART_POST.
RequestedShipment/Shipper/Contact/PersonName	Optional and/or Required Required if Contact name is blank.
RequestedShipment/Shipper/Contact/CompanyName	Optional and/or Required Required if Company name is blank.
RequestedShipment/Shipper/Contact/PhoneNumber	Required Shipper phone number. Numeric only.
RequestedShipment/Shipper/Contact	Optional and/or Required There are additional elements available. They are optional.
RequestedShipment/Shipper/Address/StreetLines	Optional and/or Required At least one street address line is required. This is a multiple occurrence element.
RequestedShipment/Shipper/Address/City	Required Shipper city.
RequestedShipment/Shipper/Address/StateOrProvinceCode	Required Please refer to Appendix B for a list of State Codes.
RequestedShipment/Shipper/Address/PostalCode	Required Shipper postal code.
RequestedShipment/Shipper/Address/CountryCode	Required Valid value - US.
RequestedShipment/Shipper/Address/CountryName	Optional The fully spelled out name of a country.
RequestedShipment/Shipper/Address	Optional and/or Required There are additional elements available. They are optional.
RequestedShipment/Recipient/Contact	Optional The descriptive data for a point-of-contact person.
RequestedShipment/Recipient/Contact/ContactId	Optional Client provided identifier corresponding to this contact information.
RequestedShipment/Recipient/Contact/PersonName	Optional and/or Required Required if Contact name is blank.
RequestedShipment/Recipient/Contact/Title	Optional Identifies the contact person's title.
RequestedShipment/Recipient/Contact/CompanyName	Optional and/or Required Required if Company name is blank.
RequestedShipment/Recipient/Contact/	Required. Recipient phone number. Numeric only.

Element	Description
PhoneNumber	
RequestedShipment/Recipient/Contact/PhoneExtension	Optional Identifies the phone extension associated with this contact.
RequestedShipment/Recipient/Contact/TollFreePhoneNumber	Optional Identifies a toll free number, if any, associated with this contact.
RequestedShipment/Recipient/Contact/FaxNumber	Optional Identifies the fax number associated with this contact.
RequestedShipment/Recipient/Contact/EmailAddress	Optional Identifies the email address associated with this contact.
RequestedShipment/Recipient/Address/StreetLines	Optional and/or Required At least one street address line is required. This is a multiple occurrence element.
RequestedShipment/Recipient/Address/City	Required Recipient city.
RequestedShipment/Recipient/Address/StateOrProvinceCode	Required Refer to Appendix B for a list of State Codes.
RequestedShipment/Recipient/Address/PostalCode	Required Recipient postal code.
RequestedShipment/Recipient/Address/CountryCode	Required Valid value - US.
RequestedShipment/Recipient/Address/CountryName	Optional The fully spelled out name of a country.
RequestedShipment/Recipient/Address	Optional and/or Required There are additional elements available. They are optional.

In addition to the basic shipping elements, the following elements in [Table 157](#) must be included in the CreatePendingShipmentRequest to trigger an Email Return Label through fedex.com:

Table 163. CreatePendingShipment Request Returns Email Label Through FedEx Elements

Element	Description
RequestedShipment/SpecialServicesRequested/SpecialServiceTypes	Required. Specify the type of special service. Both of these Service Types must be included for a returns email label: <ul style="list-style-type: none"> PENDING_SHIPMENT RETURN_SHIPMENT

Element	Description
RequestedShipment/ SpecialServicesRequested/ ReturnShipmentDetail/ReturnType	Required Specify the Return Type. Use the following value: <ul style="list-style-type: none"> PENDING
RequestedShipment/ SpecialServicesRequested/ ReturnShipmentDetail/ReturnEmailDetail/ MerchantPhoneNumber	Required Include the phone number for the merchant, such as a general customer service phone number. Max 10 characters, numeric-only string.
RequestedShipment/ SpecialServicesRequested/ PendingShipmentDetail/Type	Required. Specify the Pending Shipment Type. Include the following value: <ul style="list-style-type: none"> EMAIL
RequestedShipment/ SpecialServicesRequested/ PendingShipmentDetail/ExpirationDate	Required. Specify the email label expiration date: for example, 2009-01-31. The maximum expiration date for an Email Return Label must be greater or equal to the day of the label request and not greater than 2 years in the future.
RequestedShipment/ SpecialServicesRequested/ PendingShipmentDetail/EmailLabelDetail/ NotificationEmailAddress	Required. Email address of the end-user to be notified of the return label. This element has a 200-character maximum.
RequestedShipment/ SpecialServicesRequested/ PendingShipmentDetail/EmailLabelDetail/ NotificationMessage	Optional Notification message included in the email to the end-user.

20.15.1 Open Shipping Useful Tips

The following three methods can be processed asynchronously:

- CreateOpenShipmentRequest
- ModifyOpenShipmentRequest
- ConfirmOpenShipmentRequest

For synchronous processing, a transaction should have either 40 packages/shipment or 10 or less commodities in a shipment.

Note: These limits are subjected to change. If the transaction exceeds these limits and if the request has SYNCHRONOUS_ONLY option for AsynchronousProcessingOptions element, then the transaction would fail. In this case, AsynchronousProcessingOptions element should have ALLOW_ASYNCHRONOUS value.

When using ALLOW_ASYNCHRONOUS value for AsynchronousProcessingOptions element, the system will decide if the transaction will have to be processed synchronously or a synchronously. As a best practice, make sure that you code to check for the reply which contains either "SYNCHRONOUSLY_PROCESSED" or "ASYNCHRONOUSLY_PROCESSED".

If the transaction is asynchronously processed, then the reply only confirms that the request is queued successfully for async processing. The shipment itself might not be successfully processed and so the corresponding get result method will have to be used to check if the shipments were processed successfully.

For example, for `ConfirmOpenShipmentRequest` use `getConfirmOpenShipmentResultsRequest`.

With a `CreateOpenShipmentRequest`, when processing `SYNCHRONOUS_ONLY`, make sure that the number of packages is less than 40 and the packages should all be added before confirming.

Best practice to process large number of packages asynchronously, when there are more number of packages in a shipment, is to run them using multiple transactions, with each transaction having manageable number of packages say 50 or 100 and set disposition type as `STORED` to store the labels. These labels can then be retrieved using `retrieveJobResults`.

21 Pickup Service

The Pickup Service WSDL allows you to schedule a courier to pick up a shipment, cancel a pickup request, or check for pickup availability. Use the Pickup Service to schedule courier pickup of a shipment at the location specified in the transaction.

21.1 Pickup Service Details

21.1.1 FedEx Express® Pickup Requests

- The time that your packages will be ready to be picked up must be no later than the postal code cutoff time for your location. The cutoff time can be retrieved with the PickupAvailability request.
- The length of time from when your packages will be ready to the time at which the courier will no longer be able to enter the premises to pick up the packages must be no less than the "access time", which can also be retrieved with the PickupAvailability request.
- FedEx Express pickup can be scheduled for the current or next business day.
- The maximum number of packages for a single pickup request is 99.
- If you already have a regular scheduled pickup, it is not necessary to schedule a one-time pickup or add another regular scheduled pickup.
- You cannot change a pickup request. To change a request, you must delete the original request and enter a new request.
- FedEx systems now supports domestic UK Pickup functionality.

For more information about your cut-off time, call FedEx Customer Service at **1.800.GoFedEx 1.800.463.3339**.

21.1.2 FedEx Ground® Pickup Requests

- Pickup can be scheduled for the next business day or any business day up to 2 weeks in advance.
- Maximum number of packages for a single pickup request is 99.
- If you already have a regular scheduled pickup, it is not necessary to schedule a one-time pickup or add another regular scheduled pickup.
- Pickup at a residential address is available for an additional surcharge.
- You cannot change a pickup request. To change a request, you must delete the original request and enter a new request.

21.1.3 General information

- To request a pickup for a different country, include the Country element with the appropriate country code where you would like FedEx to pick up your shipment.
- If you need to schedule a pickup for both FedEx Express (including intra-Mexico shipping) and FedEx Ground packages, you are required to schedule one pickup for each of the carriers individually.
- If your total package weight exceeds 150 lbs., contact FedEx Customer Service for assistance.

- If your pickup location is in a remote area, make sure your packages are ready earlier to accommodate remote pickup schedule.
- Always include the latest time your package can be picked up (or your company's close time).
- Saturday pickup service is offered in select locations worldwide for your FedEx Express packages. Saturday drop-off is also available at many FedEx locations. Use the FedEx Web Services Locations Service WSDL to receive a list of Saturday drop-off locations.
- For FedEx Ground and FedEx Express pickups, you may request an alternate pickup address other than the shipping location attached to your FedEx account number. An additional surcharge applies.
- If you want a regular FedEx Express or FedEx Ground pickup service, contact your FedEx account executive.
- Pick up can be scheduled for FedEx SameDay® within Mexico and FedEx SameDay® City within Mexico City and the southern Mexican States. For additional details please refer to FedEx_SameDay section of [Ship Service](#).

New options have been added to support domestic UK pickup as mentioned below:

- FEDEX_DISTANCE_DEFERRED
- FEDEX_NEXT_DAY_EARLY_MORNING
- FEDEX_NEXT_DAY_MID_MORNING
- FEDEX_NEXT_DAY_AFTERNOON
- FEDEX_NEXT_DAY_END_OF_DAY
- FEDEX_NEXT_DAY_FREIGHT

For more detailed information about the services offered by FedEx, see the electronic [FedEx Service Guide](#).

21.2 LTL Freight Pickup Special Services

CreatePickupRequest has several special service types that can be setup in FreightPickupDetail/LinItems. Some of these Special Services are only for LTL, some for small parcels and some are for both. The ones marked 'For Freight Shipments' in the shipment special service type valid values in the table below relate to LTL freight pickup.

Table 164. FreightPickupDetail/LinItems

Element	Description
FreightPickupDetail/LinItems/ ShipmentSpecialServicesRequested/ ShipmentSpecialServiceType	<ul style="list-style-type: none"> • BLIND_SHIPMENT - Freight shipment to be handled as blind shipment. • BROKER_SELECT_OPTION • CALL_BEFORE_DELIVERY - For Freight shipments. • COD • CUSTOM_DELIVERY_WINDOW - Freight shipment has non-standard delivery date/range.

Element	Description
	<ul style="list-style-type: none"> • CUT_FLOWERS • DANGEROUS_GOODS - Freight shipment contains hazardous materials. • DELIVERY_ON_INVOICE_ACCEPTANCE • DETENTION - Freight shipment delayed prior to loading or unloading. • DO_NOT_BREAK_DOWN_PALLETS - For Freight shipments. • DO_NOT_STACK_PALLETS - For Freight shipments. • DRY_ICE • EAST_COAST_SPECIAL • ELECTRONIC_TRADE_DOCUMENTS - Electronic Trade Documents for international parcel shipments. • EVENT_NOTIFICATION • EXCLUSIVE_USE - Freight shipment requires exclusive use of equipment. • EXHIBITION_DELIVERY - Freight shipment delivery address is for amusement park, trade show, fair, etc. • EXHIBITION_PICKUP - Freight shipment pickup address is for amusement park, trade show, fair, etc. • EXPEDITED_ALTERNATE_DELIVERY_ROUTE - For Custom Critical use only. • EXPEDITED_ONE_DAY_EARLIER - For Custom Critical use only. • EXPEDITED_SERVICE_MONITORING_AND_DELIVERY - For Custom Critical use only. • EXPEDITED_STANDARD_DAY_EARLY_DELIVERY - For Custom Critical use only. • EXTRA_LABOR - Express Freight shipment requires additional labor at load or unload. • EXTREME_LENGTH - Freight shipment contains shipping unit or piece with excessive length. • FEDEX_ONE_RATE • FLATBED_TRAILER - Freight shipment requires flatbed trailer. • FOOD - For Freight shipments.

Element	Description
	<ul style="list-style-type: none"> • FREIGHT_GUARANTEE - Freight shipment has date or date and time delivery guarantee. • FREIGHT_TO_COLLECT - For Pitstop India • FUTURE_DAY_SHIPMENT • HOLD_AT_LOCATION • HOLIDAY_DELIVERY - For Pitstop India • HOLIDAY_GUARANTEE - Freight shipment to be delivered on holiday. • HOME_DELIVERY_PREMIUM • INSIDE_DELIVERY • INSIDE_PICKUP • INTERNATIONAL_CONTROLLED_EXPORT_SERVICE • INTERNATIONAL_MAIL_SERVICE • INTERNATIONAL_TRAFFIC_IN_ARMS_REGULATIONS • LIFTGATE_DELIVERY - Freight shipment requires liftgate at delivery address. • LIFTGATE_PICKUP - Freight shipment requires liftgate at pickup address. • LIMITED_ACCESS_DELIVERY - Freight shipment to be delivered at address with limited access. • LIMITED_ACCESS_PICKUP - Freight shipment to be picked up at address with limited access. • MARKING_OR_TAGGING - Freight shipment to include marking or tagging of pieces. • NON_BUSINESS_TIME - Freight shipment to include services performed during non-business hours and/or days. • PALLET_SHRINKWRAP - Freight shipment to include shrinkwrapping of pallets by FedEx Freight. • PALLET_WEIGHT_ALLOWANCE - Freight shipment to be rated with standard allowance for pallets. • PALLETS_PROVIDED - Freight shipment to include pallets provided by FedEx Freight. • PENDING_COMPLETE • PENDING_SHIPMENT • PERMIT - Freight shipment to include permit obtained by FedEx.

Element	Description
	<ul style="list-style-type: none"> • PHARMACY_DELIVERY • POISON - For Freight shipments. • PORT_DELIVERY - Freight shipment to include delivery to a port. • PORT_PICKUP - Freight shipment to include pickup at a port. • PRE_DELIVERY_NOTIFICATION - Freight shipment requires notification to consignee prior to delivery. • PROTECTION_FROM_FREEZING - Freight shipment requires protection from freezing temperatures. • REGIONAL_MALL_DELIVERY - Freight shipment to be delivered at major regional shopping mall. • REGIONAL_MALL_PICKUP - Freight shipment to be picked up at major regional shopping mall. • RETURN_SHIPMENT • RETURNS_CLEARANCE - Special clearance requested for international returns shipment. • RETURNS_CLEARANCE_SPECIAL_ROUTING_REQUIRED • SATURDAY_DELIVERY • SATURDAY_PICKUP • SHIPMENT_ASSEMBLY - Freight shipment to include assembly services. • SORT_AND_SEGREGATE - Freight shipment to include sorting and/or segregating services. • SPECIAL_DELIVERY - For Pitstop India • SPECIAL_EQUIPMENT - Freight shipment to include use of special equipment. • STORAGE - Freight shipment to include storage by carrier. • SUNDAY_DELIVERY - For Pitstop India • THIRD_PARTY_CONSIGNEE • TOP_LOAD - For Freight shipments. • USPS_DELIVERY - Freight shipment to include delivery by US Postal Service. • USPS_PICKUP - Freight shipment to include pickup by US Postal Service. • WEIGHING - Freight shipment to include weighing.

Note:

Below are examples of when and why a *SpecialServicesType* needs to be specified in a LTL freight request:

- * *FOOD* value is selected when shipment has food items. This is required for Freight so that this shipment is not moved with other shipments that may potentially contain poison. The same is applied for *POISON* service so that it cannot be moved with *FOOD* shipments.
- * *TOP_LOAD* value is selected when shipment is delicate and that needs to be kept at the top – so that other shipments are not stacked on this to avoid damage.
- * *DO_NOT_BREAK_DOWN_PALLETS* value is selected if restacking of pallets may be required for a load shifted to put the truck back in balance or if an inspection may be needed due to freight being miss-represented and not classified correctly.

21.3 Pickup Service Request Elements

In addition to the elements required for all requests, the following elements are included in the Pickup Service request

Table 165. Pickup Service Request Elements

Element	Description
AssociatedAccountNumber	Optional. This is the account number that will be invoiced for the pickup. The order of precedence is AssociatedAccountNumber (if there is one specified) and then ClientDetail/AccountNumber. Putting the account number in both elements (if same) is fine, but not necessary.
TrackingNumber	Specify the tracking number to be used for processing a pickup for a return shipment. Optional.
OriginDetail/UseAccountAddress	This element is required if you want to have the package picked up at a different address than the one associated with the shipper account. Valid values are: True — Use shipper Address False — User Alternate Address If you enter N, the PickupLocation element is required.
OriginDetail/PickupLocation	This element is required for alternate pickup addresses. Valid elements are: <ul style="list-style-type: none"> • Contact • Address
OriginDetail/PackageLocation	Provides a location description where the courier/driver will pick up the package. PickupServiceBuildingLocationType valid values are: <ul style="list-style-type: none"> • FRONT • NONE • SIDE

Element	Description
	<ul style="list-style-type: none"> REAR
OriginDetail/BuildingPartCode	<p>Describes the package location building type for the pickup:</p> <ul style="list-style-type: none"> APARTMENT BUILDING DEPARTMENT FLOOR ROOM SUITE
OriginDetail/BuildingPartDescription	<p>Accompanies the BuildingPartCode to describe the package pickup location. Entries can be an apartment number, suite number, etc.</p>
OriginDetail/ReadyTimestamp	<p>Identifies the date and time the package will be ready for pickup by FedEx. The time must be no later than the CutOffTime, which can be discovered with the PickupAvailabilityRequest. FedEx Express pickup can be scheduled for the current or next business day. The date format must be YYYY-MM-DDTHH:MM:SS. The time must be in the format: HH:MM:SS using a 24-hour clock. The date and time are separated by the letter T, such as 2015-03-25T09:30:00. The time is local to the pickup postal code. Do not include a TZD (time zone designator) as it will be ignored.</p>
OriginDetail/CompanyCloseTime	<p>Required. Identifies the latest time at which the driver can gain access to pick up the package(s). The time between the ReadyTimestamp and the CompanyCloseTime must not be less than the AccessTime, which is present in the PickupAvailabilityRequest. The time must be in the format: HH:MM:SS using a 24-hour clock, such as 17:30:00. The time is local to the pickup postal code. Do not include a TZD (time zone designator) as it will be ignored.</p>
PickupServiceRequest/PackageCount	<p>Total number of packages that make up the dispatch request.</p>
PickupServiceRequest/TotalWeight	<p>Total weight of packages that make up the dispatch request.</p>
PickupServiceRequest/CarrierCode	<p>FedEx operating company (FedEx Express, FedEx Ground) performing the pickup.</p>

Element	Description
PickupServiceRequest/OversizePackageCount	Identifies the number of oversize packages that are tendered to FedEx Ground. For more information about oversize package requirements, see the electronic FedEx Service Guide .
PickupServiceRequest/CourierRemarks	Any additional information that the courier needs to perform your pickup should be included in the reply request.
PickupServiceRequest/CommodityDescription	Required for international APAC customers only. Provides area for any additional commodity description. Element is limited to 20 characters since P2D and Cosmos restrict the commodity description to 20 characters.
CreatePickupRequest/PickupServiceCategory	Specify the service category for the pickup being scheduled. Valid values are: <ul style="list-style-type: none"> • SAME_DAY • SAME_DAY_CITY • FEDEX_DISTANCE_DEFERRED • FEDEX_NEXT_DAY_EARLY_MORNING • FEDEX_NEXT_DAY_MID_MORNING • FEDEX_NEXT_DAY_AFTERNOON • FEDEX_NEXT_DAY_END_OF_DAY • FEDEX_NEXT_DAY_FREIGHT
CreatePickupRequest/FreightPickupDetail/LinelItems/SpecialServicesRequested/ShipmentDryIceDetail ProcessingOptions/Options	SHIPMENT_LEVEL_DRY_ICE_ONLY This option Specify that dry ice information is only applicable at the shipment level. Package level dry ice information would not apply.

Note: Dispatch requests should be limited to one request per day unless you add packages that exceed the dimensions or weight for the original request.

If you want to schedule a FedEx Express Freight dispatch, the following additional elements are required.

Table 166. ExpressFreightDetail Elements

Element	Description
ExpressFreightDetail/Service	Valid FedEx Freight service type.
ExpressFreightDetail/BookingNumber	All freight shipments required an advanced booking number from FedEx. This booking number is also required for freight dispatch requests.
ExpressFreightDetail/Dimensions	Length, width, and height of freight shipment to be picked up.
ExpressFreightDetail/TruckType	Type of truck required for pickup. Valid values are:

Element	Description
	<ul style="list-style-type: none"> • Drop_Trailer_Agreement • Liftgate • Tractor_Trailer_Access
ExpressFreightDetail/TrailerSize	Trailer size required for dispatch. Valid values are: <ul style="list-style-type: none"> • TRAILER_28_FT • TRAILER_48_FT • TRAILER_53_FT

Example 31: CreatePickup Request

```

<soapenv:Envelope xmlns:soapenv="http://schemas.xmlsoap.org/soap/envelope/"
xmlns:v11="http://fedex.com/ws/pickup/v11">
  <soapenv:Header/>
  <soapenv:Body>
    <v11:CreatePickupRequest>
      <v11:WebAuthenticationDetail>
        <v11:ParentCredential>
          <v11:Key>XXXXXXXXXX</v11:Key>
          <v11:Password></v11:Password>
        </v11:ParentCredential>
        <v11:UserCredential>
          <v11:Key>XXXXXXXXXX</v11:Key>
          <v11:Password></v11:Password>
        </v11:UserCredential>
      </v11:WebAuthenticationDetail>
      <v11:ClientDetail>
        <v11:AccountNumber>XXXXXXXXXX</v11:AccountNumber>
        <v11:MeterNumber>XXXXXXXXXX</v11:MeterNumber>
        <v11:IntegratorId>12345</v11:IntegratorId>
        <v11:Localization>
          <v11:LanguageCode>EN</v11:LanguageCode>
          <v11:LocaleCode>ES</v11:LocaleCode>
        </v11:Localization>
      </v11:ClientDetail>
      <v11:TransactionDetail>
        <v11:CustomerTransactionId>Create Express
Pickup</v11:CustomerTransactionId>
        <v11:Localization>
          <v11:LanguageCode>EN</v11:LanguageCode>

```

```

        <v11:LocaleCode>ES</v11:LocaleCode>
    </v11:Localization>
</v11:TransactionDetail>
<v11:Version>
    <v11:ServiceId>disp</v11:ServiceId>
    <v11:Major>11</v11:Major>
    <v11:Intermediate>0</v11:Intermediate>
    <v11:Minor>0</v11:Minor>
</v11:Version>
<v11:AssociatedAccountNumber>
    <v11:Type>FEDEX_EXPRESS</v11:Type>
    <v11:AccountNumber>XXXXXXXX</v11:AccountNumber>
</v11:AssociatedAccountNumber>
<v11:OriginDetail>
    <v11:UseAccountAddress>0</v11:UseAccountAddress>
    <v11:PickupLocation>
        <v11:Contact>
            <v11:ContactId>XXXXXXXX</v11:ContactId>
            <v11:PersonName>XXXXXXXX</v11:PersonName>
            <v11:Title>XXX</v11:Title>
            <v11:CompanyName>XXXXXX</v11:CompanyName>
            <v11:PhoneNumber>XXXXXXXXXX</v11:PhoneNumber>
            <v11:PhoneExtension>XXXXXXXX</v11:PhoneExtension>
            <v11:PagerNumber>XXXXXXXXXX</v11:PagerNumber>
            <v11:FaxNumber>XXXXXXXXXX</v11:FaxNumber>
            <v11:EMailAddress>XXXXX</v11:EMailAddress>
        </v11:Contact>
        <v11:Address>
            <v11:StreetLines>XXXXX</v11:StreetLines>
            <v11:StreetLines>XXXXX</v11:StreetLines>
            <v11:StreetLines>XXXXX</v11:StreetLines>
            <v11:City>City</v11:City>
            <v11:StateOrProvinceCode>XX</v11:StateOrProvinceCode>
            <v11:PostalCode>XXXX</v11:PostalCode>
            <v11:CountryCode>XX</v11:CountryCode>
        </v11:Address>
    </v11:PickupLocation>
    <v11:PackageLocation>FRONT</v11:PackageLocation>
    <v11:BuildingPart>DEPARTMENT</v11:BuildingPart>

<v11:BuildingPartDescription>BuildingPartDescription</v11:BuildingPartDescription>
    <v11:ReadyTimestamp>YYYY-MM-DDT00:00:00</v11:ReadyTimestamp>

```

```

    <v11:CompanyCloseTime>00:00:00</v11:CompanyCloseTime>
    <v11:Location>COS</v11:Location>
    <v11:SuppliesRequested>SuppliesRequested</v11:SuppliesRequested>
  </v11:OriginDetail>

<v11:PickupServiceCategory>FEDEX_NEXT_DAY_EARLY_MORNING</v11:PickupServiceCategory>
  <v11:RequestedExpressPickupDetails>
    <v11:PackageDetails>
      <v11:PackageSpecialServices>
        <v11:SpecialServiceTypes>DANGEROUS_GOODS</v11:SpecialServiceTypes>
        <v11:DangerousGoodsDetail>
          <v11:Regulation>ADR</v11:Regulation>
          <v11:Options>BATTERY</v11:Options>
        </v11:DangerousGoodsDetail>
      </v11:PackageSpecialServices>
    </v11:PackageDetails>
  </v11:RequestedExpressPickupDetails>
  <v11:PackageCount>1</v11:PackageCount>
  <v11:TotalWeight>
    <v11:Units>LB</v11:Units>
    <v11:Value>1.0</v11:Value>
  </v11:TotalWeight>
  <v11:CarrierCode>FDXE</v11:CarrierCode>
  <v11:OversizePackageCount>1</v11:OversizePackageCount>
  <v11:Remarks>Remarks</v11:Remarks>
  <v11:CommodityDescription>TEST ENVIRONMENT - PLEASE DO NOT PROCESS
PICKUP</v11:CommodityDescription>
  <v11:CountryRelationship>DOMESTIC</v11:CountryRelationship>
</v11:CreatePickupRequest>
</soapenv:Body>
</soapenv:Envelope>

```

21.4 Pickup Service Reply Elements

The following elements are returned in the Pickup Service reply:

Table 167. PickupServiceReply Elements

Element	Description
DispatchConfirmationNumber	FedEx returns a dispatch confirmation number for a successful dispatch request. This number must be used if you need to cancel the dispatch.

Element	Description
Location	The FedEx station ID receiving an FedEx Express dispatch request.
Message	This message provides information regarding the success or failure of the dispatch request. <i>Note: Dispatch requests may fail if you enter an insufficient time window between Package Ready and Business Close. If you have questions about pickup times, contact your regional FedEx Support Hotline.</i>
PRP Control Number	If you have contracted with FedEx to use the Package Return Program (PRP), the PRP control number is required in your dispatch request. For more information about PRP, go to fedex.com/us/services/options/returns/prp.html .

21.5 Pickup Service Country Codes

Table 168. Pickup Service Country Codes

Code	Country	Code	Country
AE	United Arab Emirates	IE	Ireland
AN	Netherlands Antilles	IL	Israel
AR	Argentina	IN	India
AT	Austria	IT	Italy
AU	Australia	JM	Jamaica
AW	Aruba	JP	Japan
BB	Barbados	KN	St. Kitts/Nevis
BE	Belgium	KR	South Korea
BG	Bulgaria	KW	Kuwait
BH	Bahrain	KY	Cayman Islands
BM	Bermuda	LC	St. Lucia
BR	Brazil	LK	Sri Lanka
BS	Bahamas	LU	Luxembourg
CA	Canada	MQ	Martinique
CH	Switzerland	MX	Mexico
CL	Chile	MY	Malaysia
CO	Colombia	NL	Netherlands
CR	Costa Rica	NZ	New Zealand
CZ	Czech Republic	PA	Panama

Code	Country	Code	Country
DE	Germany	PH	Philippines
DK	Denmark	PL	Poland
DO	Dominican Republic	PR	Puerto Rico
EC	Ecuador	SE	Sweden
EG	Egypt	SG	Singapore
ES	Spain	SV	El Salvador
FI	Finland	TC	Turks & Caicos Islands
FR	France	TT	Trinidad/Tobago
GB	United Kingdom	TW	Taiwan
GD	Grenada	US	United States
GP	Guadeloupe	UY	Uruguay
GT	Guatemala	VC	St. Vincent
HK	Hong Kong	VE	Venezuela
HN	Honduras	VG	British Virgin Islands
HU	Hungary	VI	U.S. Virgin Islands
ID	Indonesia	CN	China

21.6 Cancel Pickup Service Details

Use the Cancel Pickup Service to cancel a pickup request.

You may cancel a FedEx Express or FedEx Ground pickup if the request package ready time has not already been met. See [Cancel Pickup Request/Reply Coding Details for FedEx Freight](#). For more detailed information about the services offered by FedEx, see the electronic [FedEx Service Guide](#).

21.6.1 Cancel Pickup Service Coding Details

In addition to the basic service elements required for most transactions (AuthenticationDetail and ClientDetail), the following elements are required to cancel a Pickup Service request:

Table 169. CancelPickup Service Request Elements

Element	Description
DispatchConfirmationNumber	This number is received from FedEx in your dispatch reply and is required for canceling a dispatch request.
ScheduledDate	Indicates the date the dispatch occurs.
Location	The location information for the FedEx station handling the dispatch is returned in the dispatch reply. This information is required to cancel an FedEx Express dispatch.

Element	Description
CourierRemarks	Any additional information for the FedEx courier regarding the dispatch cancellation.

If you enter an invalid dispatch confirmation number or this number does not match the location and/or scheduled date of the dispatch, you will receive an error notification. If the FedEx courier has already been dispatched to your pickup location, the dispatch cannot be canceled and the CancelPickup Service reply will return a failure notification.

Example 32: CancelPickup Service Request

```
<soapenv:Envelope xmlns:soapenv="http://schemas.xmlsoap.org/soap/envelope/"
xmlns:v11="http://fedex.com/ws/pickup/v11">
  <soapenv:Header/>
  <soapenv:Body>
    <v11:CancelPickupRequest>
      <v11:WebAuthenticationDetail>
        <v11:ParentCredential>
          <v11:Key>XXXXXXXXXX</v11:Key>
          <v11:Password></v11:Password>
        </v11:ParentCredential>
        <v11:UserCredential>
          <v11:Key>XXXXXXXXXX</v11:Key>
          <v11:Password></v11:Password>
        </v11:UserCredential>
      </v11:WebAuthenticationDetail>
      <v11:ClientDetail>
        <v11:AccountNumber>XXXXXXXXXX</v11:AccountNumber>
        <v11:MeterNumber>XXXXXXXXXX</v11:MeterNumber>
        <v11:Localization>
          <v11:LanguageCode>EN</v11:LanguageCode>
          <v11:LocaleCode>US</v11:LocaleCode>
        </v11:Localization>
      </v11:ClientDetail>
      <v11:TransactionDetail>
        <v11:CustomerTransactionId>CancelPickupRequest_v9</v11:CustomerTransactionId>
        <v11:Localization>
          <v11:LanguageCode>EN</v11:LanguageCode>
          <v11:LocaleCode>US</v11:LocaleCode>
        </v11:Localization>
      </v11:TransactionDetail>
      <v11:Version>
        <v11:ServiceId>disp</v11:ServiceId>
        <v11:Major>11</v11:Major>
      </v11:Version>
    </v11:CancelPickupRequest>
  </v11:Body>
</v11:Envelope>
```

```
<v11:Intermediate>0</v11:Intermediate>
<v11:Minor>0</v11:Minor>
</v11:Version>
<v11:CarrierCode>FDXE</v11:CarrierCode>
<v11:PickupConfirmationNumber>XX</v11:PickupConfirmationNumber>
<v11:ScheduledDate>2015-03-16</v11:ScheduledDate>
<v11:Location>NQAA</v11:Location>
<v11:Remarks>Preet</v11:Remarks>
<v11:ShippingChargesPayment>
  <v11:PaymentType>CASH</v11:PaymentType>
  <v11:Payor>
    <v11:ResponsibleParty>
      <v11:AccountNumber/>
      <v11:Tins>
        <v11:TinType>BUSINESS_NATIONAL</v11:TinType>
        <v11:Number>XXXXXXXXXX</v11:Number>
        <v11:Usage>string</v11:Usage>
      </v11:Tins>
      <v11:Contact>
        <v11:ContactId>KR1059</v11:ContactId>
        <v11:PersonName>NAME</v11:PersonName>
        <v11:Title>Mr.</v11:Title>
        <v11:CompanyName>Company name</v11:CompanyName>
        <v11:PhoneNumber>1111111111</v11:PhoneNumber>
        <v11:PhoneExtension>1111111111</v11:PhoneExtension>
        <v11:PagerNumber>1111111111</v11:PagerNumber>
        <v11:FaxNumber>1111111111</v11:FaxNumber>
        <v11:EMailAddress></v11:EMailAddress>
      </v11:Contact>
      <v11:Address>
        <v11:StreetLines>10 FED EX PKWY</v11:StreetLines>
        <v11:StreetLines>FEDEX PARK</v11:StreetLines>
        <v11:StreetLines>DENVER ADDRESS LINE 3</v11:StreetLines>
        <v11:City>COLLIERVILLE</v11:City>
        <v11:StateOrProvinceCode>TN</v11:StateOrProvinceCode>
        <v11:PostalCode>38019</v11:PostalCode>
        <v11:CountryCode>US</v11:CountryCode>
      </v11:Address>
    </v11:ResponsibleParty>
    <v11:AssociatedAccounts>
      <v11:Type>FEDEX_EXPRESS</v11:Type>
      <v11:AccountNumber>XXXXXXXXXX</v11:AccountNumber>
```

```

        </v11:AssociatedAccounts>
    </v11:Payor>
    <v11:Amount>
        <v11:Currency>USD</v11:Currency>
        <v11:Amount>220000</v11:Amount>
    </v11:Amount>
</v11:ShippingChargesPayment>
<v11:Reason>TXT</v11:Reason>
<v11:ContactName>Radhika</v11:ContactName>
</v11:CancelPickupRequest>
</soapenv:Body>
</soapenv:Envelope>

```

21.6.2 Cancel Pickup Request/Reply Coding Details for FedEx Freight

In addition to the basic service elements required for most transactions (AuthenticationDetail and ClientDetail), the following elements are required to cancel a Pickup request for a FedEx Freight shipment:

Table 170. CancelPickupRequest Elements

Element	Description
CarrierCode	Identifies the FedEx service operating company (transportation) that was sent the pickup that is being canceled. Valid values are: <ul style="list-style-type: none"> • FDXC • FDXE • FDXG • FXCC • FXFR • FXSP
PickupConfirmationNumber	Identifies the pickup confirmation number that is being canceled. The pickup confirmation number was returned to the client when the pickup was requested.
ScheduledDate	Identifies the scheduled date for the pickup that is being canceled. The scheduled date was provided by the client when the pickup was requested.
EndDate	Identifies the end date for the pickup that is being canceled.
Location	Identifies the FedEx location identifier responsible for processing the package pickup that is being canceled. The FedEx location identifier was returned to the client when the pickup was requested. Required for Express service type.

Element	Description
Remarks	Identifies comments the customer wants to convey to the FedEx courier regarding the package pickup.
ShippingChargesPayment	Includes the descriptive data for the monetary compensation given to FedEx for services rendered to the customer.
Reason	Identifies the reason for canceling the pickup request.
ContactName	Identifies the name of the person that requested pickup cancellation.
PhoneNumber	Identifies the phone number of the person that requested pickup cancellation.
PhoneExtension	Identifies the phone extension of the person that requested pickup cancellation.

The CancelPickupReply element returns the descriptive data to a client in response to a CancelPickupRequest. The following elements are returned in a Cancel Pickup reply for a FedEx Freight shipment:

Table 171. CancelPickupReply Elements

Element	Description
HighestSeverity	Identifies the highest severity encountered when performing the request. Valid values in order from high to low are: <ul style="list-style-type: none"> • FAILURE • ERROR • WARNING • NOTE • SUCCESS
Notifications	Includes the descriptive data detailing the status of a submitted transaction. Includes the severity of the notification, which indicates success or failure or some other information about the request. Valid values are: <ul style="list-style-type: none"> • SUCCESS — Your transaction succeeded with no other applicable information. • NOTE — Additional information that may be of interest to you about your transaction. • WARNING — Additional information that you need to know about your transaction that you may need to take action on. • ERROR — Information about an error that occurred while processing your transaction. • FAILURE — FedEx was unable to process your transaction at this time due to a system failure. Please try again later.

Element	Description
TransactionDetail	Includes descriptive data that governs data payload language/translations. The TransactionDetail from the request is echoed back to the caller in the corresponding reply.
Version	Identifies the version/level of a service operation expected by a caller (in each request) and performed by the callee (in each reply).
Message	Includes a Human readable message from the dispatch system.

21.6.3 Pickup Availability Coding Details

Use Pickup Availability to obtain cutoff and access time required to request and schedule a pickup and pickup based on the specified area. You may check pickup availability for either FedEx Express or FedEx Ground shipments. See [Pickup Availability Request/Reply Coding Details for FedEx Freight](#).

In addition to the basic service elements required for most transactions (AuthenticationDetail and ClientDetail), the following elements are available for a PickupAvailability request:

Table 172. PickupAvailability Elements

Element	Description
PackageReadyTime	Optional. Identifies the time the package will be ready for pickup by FedEx. The time must be in the format: HH:MM:SS using a 24-hour clock, such as 09:30:00. The time is local to the pickup postal code. Do not include a TZD (time zone designator) as it will be ignored. <i>Note: The Package Ready Time does equate to the time the driver should arrive for the package.</i>
CustomerCloseTime	Optional. Identifies the latest time at which the driver will be able to gain access to pick up the package(s). The time must be in the format: HH:MM:SS using a 24-hour clock, such as 17:30:00. The time is local to the pickup postal code. Do not include a TZD (time zone designator) as it will be ignored.
DispatchDate	Optional. Specify the date for package pickup. The date format must be YYYY-MM-DD such as 2015-03-25.
StreetLines	Optional. Specify if a street address line(s) is required.
City	Optional. Specify the pickup city.
StateOrProvinceCode	Required only if recipient country is U.S. or Canada, or if SED applies and country is Mexico (MX).

Element	Description
PostalCode	Required for FedEx Ground shipments if recipient country is a postal aware country. See Appendix J: Postal-Aware Countries and Formats for a list of postal aware countries.
UrbanizationCode	Optional. Relevant only to addresses in Puerto Rico, where multiple addresses within the same postal code can have the same house number and street name. When this is the case, the urbanization code is needed to distinguish them.
CountryCode	Required. For a list of valid codes, see Appendix A: Country Code Tables.
CountryName	Required. The fully spelled out name of a country.
PickupRequestType	Required. Request type valid values are: <ul style="list-style-type: none"> • SAME_DAY • FUTURE_DAY
Carriers	Required. FedEx service (FedEx Express, FedEx Ground) performing the pickup. Valid values are: <ul style="list-style-type: none"> • FDXG • FDXE
PickupShipmentAttributes/dimensions	Optional. Descriptive information about the package dimensions.
PickupShipmentAttributes/weight	Optional. Descriptive information about the package weight.

21.6.4 Pickup Availability Request/Reply Coding Details for FedEx Freight

In addition to the basic service elements required for most transactions (AuthenticationDetail, ClientDetail, TransactionDetail, and AccountNumber), the following elements are required to request availability of pickup for a FedEx Freight shipment:

Table 173. PickupAvailabilityRequest Elements

Element	Description
PickupAddress	Includes descriptive data for a physical location. May be used as an actual physical address (place to which one could go), or as a container of "address parts" which should be handled as a unit, such as a city-state-ZIP combination within the U.S.

Element	Description
PickupRequestType	<p>Describes the relationship between the date on which a dispatch occurs and the date on which it is created (scheduled) by means of a CourierDispatchRequest.</p> <ul style="list-style-type: none"> • FUTURE_DAY means that the dispatch date is later than the date on which it is created. If FUTURE_DAY is included, then Options with ScheduleDay of FUTURE_DAY will be included in the reply • SAME_DAY means that the dispatch is to occur on the date on which it is created. If SAME_DAY is included, then Options with ScheduleDay of SAME_DAY will be included in the reply.
DispatchDate	<p>Identifies the dispatch date (in the local time zone) for the pickup whose availability is being requested. The date format must be YYYY-MM-DD such as 2015-03-25.</p>
NumberOfBusinessDays	<p>Identifies the number of business days to consider when checking availability.</p>
PackageReadyTime	<p>Optional. Identifies the time the package will be ready for pickup by FedEx. The time must be in the format: HH:MM:SS using a 24-hour clock, such as 09:30:00. The time is local to the pickup postal code. Do not include a TZD (time zone designator) as it will be ignored.</p> <p><i>Note: The Package Ready Time does equate to the time the driver should arrive for the package.</i></p>
CustomerCloseTime	<p>Optional. Identifies the latest time at which the driver will be able to gain access to pick up the package(s). The time must be in the format: HH:MM:SS-xx:xx using a 24-hour clock, such as 17:30:00. The UTC offset indicates the number of hours/minutes, such as xx:xx, from UTC; for example, 17:30:00-06:00 is defined as 5:30 p.m. Central Time. The time is local to the pickup postal code.</p>
Carriers	<p>Identifies the FedEx carrier(s) for which availability is requested. Valid values are:</p> <ul style="list-style-type: none"> • FDXC • FDXE • FDXG • FXCC • FXFR • FXSP
ShipmentAttributes	<p>Includes descriptive information about the shipment.</p>

Example 33: PickupAvailabilityRequest

```
<soapenv:Envelope xmlns:soapenv="http://schemas.xmlsoap.org/soap/envelope/"
xmlns:v11="http://fedex.com/ws/pickup/v11">
```

```

<soapenv:Header/>
<soapenv:Body>
  <v11:PickupAvailabilityRequest>
    <v11:WebAuthenticationDetail>
      <v11:ParentCredential>
        <v11:Key>XXXXXXXXXX</v11:Key>
        <v11:Password>XXXXXXXXXX</v11:Password>
      </v11:ParentCredential>
      <v11:UserCredential>
        <v11:Key>XXXXXXXXXX</v11:Key>
        <v11:Password>XXXXXXXXXX</v11:Password>
      </v11:UserCredential>
    </v11:WebAuthenticationDetail>
    <v11:ClientDetail>
      <v11:AccountNumber>XXXXXXXXXX</v11:AccountNumber>
      <v11:MeterNumber>XXXXXXXXXX</v11:MeterNumber>
      <v11:Localization>
        <v11:LanguageCode>EN</v11:LanguageCode>
        <v11:LocaleCode>ES</v11:LocaleCode>
      </v11:Localization>
    </v11:ClientDetail>
    <v11:TransactionDetail>
      <v11:CustomerTransactionId>Ground Pickup
Availability</v11:CustomerTransactionId>
      <v11:Localization>
        <v11:LanguageCode>EN</v11:LanguageCode>
        <v11:LocaleCode>ES</v11:LocaleCode>
      </v11:Localization>
    </v11:TransactionDetail>
    <v11:Version>
      <v11:ServiceId>disp</v11:ServiceId>
      <v11:Major>11</v11:Major>
      <v11:Intermediate>0</v11:Intermediate>
      <v11:Minor>0</v11:Minor>
    </v11:Version>
    <v11:PickupAddress>
      <v11:StreetLines>SHIPPER ADDRESS5555 LeeeINE 1</v11:StreetLines>
      <v11:City>Collierville</v11:City>
      <v11:StateOrProvinceCode>TN</v11:StateOrProvinceCode>
      <v11:PostalCode>XXXXX</v11:PostalCode>
      <v11:CountryCode>XX</v11:CountryCode>
      <v11:Residential>1</v11:Residential>

```

```

</v11:PickupAddress>
<v11:PickupRequestType>FUTURE_DAY</v11:PickupRequestType>
<v11:DispatchDate>YYYY-MM-DD</v11:DispatchDate>
<v11:NumberOfBusinessDays>3</v11:NumberOfBusinessDays>
<v11:PackageReadyTime>00:00:00</v11:PackageReadyTime>
<v11:CustomerCloseTime>00:00:00</v11:CustomerCloseTime>
<v11:Carriers>FDXG</v11:Carriers>
<v11:ShipmentAttributes>
  <v11:ServiceType>FEDEX_GROUND</v11:ServiceType>
  <v11:PackagingType>YOUR_PACKAGING</v11:PackagingType>
  <v11:Dimensions>
    <v11:Length>12</v11:Length>
    <v11:Width>12</v11:Width>
    <v11:Height>12</v11:Height>
    <v11:Units>IN</v11:Units>
  </v11:Dimensions>
  <v11:Weight>
    <v11:Units>LB</v11:Units>
    <v11:Value>150.0</v11:Value>
  </v11:Weight>
</v11:ShipmentAttributes>
</v11:PickupAvailabilityRequest>
</soapenv:Body>

```

21.6.5 Pickup Availability Reply Elements

The PickupAvailabilityReply element returns the descriptive data to a client in response to a PickupAvailabilityRequest. The following elements are returned in a Pickup Availability reply for a FedEx Freight shipment:

Table 174. Pickup Availability Reply Elements

Element	Description
HighestSeverity	Identifies the highest severity encountered when performing the request. Valid values in order from high to low are: <ul style="list-style-type: none"> • FAILURE • ERROR • WARNING • NOTE • SUCCESS

Element	Description
Notifications	<p>Includes the descriptive data detailing the status of a submitted transaction. Includes the severity of the notification, which indicates success or failure or some other information about the request. Valid values are:</p> <ul style="list-style-type: none"> • SUCCESS — Your transaction succeeded with no other applicable information. • NOTE — Additional information that may be of interest to you about your transaction. • WARNING — Additional information that you need to know about your transaction that you may need to take action on. • ERROR — Information about an error that occurred while processing your transaction. • FAILURE — FedEx was unable to process your transaction at this time due to a system failure. Please try again later.
TransactionDetail	Includes descriptive data that governs data payload language/translations. The TransactionDetail from the request is echoed back to the caller in the corresponding reply.
Version	Identifies the version/level of a service operation expected by a caller (in each request) and performed by the callee (in each reply).
RequestTimeStamp	Identifies the point in time when the request was processed.
Options	Identifies the options for picking up the shipment.
Options/Carrier	The carrier to which the PickupScheduleOption applies
Options/Description	Descriptive information about the shipment
Options/ScheduleDay PickupRequestType	Tells whether this option describes a dispatch created on the dispatch date (SAME_DAY), or on a prior date (FUTURE_DAY).
Options/Available	True if this pickup option is available.
Options/PickupDate	Identifies the date (in the postal code's time zone) to which this PickupScheduleOption refers.
Options/CutOffTime	Identifies the latest allowed ready time for a postal code. The time is local to the pickup postal code. It includes a TZD (time zone designator) for FedEx Freight requests.
Options/AccessTime	Identifies the minimum required length of the window of time between the ReadyTime and CustomerCloseTime.

Element	Description
Options/ResidentialAvailable	
Options/ CountryRelationship	<ul style="list-style-type: none"> • DOMESTIC • INTERNATIONAL
CloseTimeType	Identifies whether the close time is specified by the customer or is the default time. Valid values are: <ul style="list-style-type: none"> • CUSTOMER_SPECIFIED • DEFAULT
CloseTime	Identifies the close time corresponding to the specified CloseTimeType.
LocalTime	Identifies the local time of the service center that will service the pickup.

21.7 Express Tag Availability

Before creating a Process Tag request, you can use the Express Tag Availability Request from the Pickup Service WSDL to check valid access/pickup times and ready times for Express services only. In addition to the standard AuthenticationDetail and Client detail elements required for all services, the following element is required:

Table 175. ExpressTagAvailabilityRequest Element

Element	Description
ExpressTagAvailabilityRequest	The following elements are required: <ul style="list-style-type: none"> • OriginAddress • ReadyDateTime. This element must contain the date and time the package will be ready for pickup. • Packaging • Service

In addition to transaction details and error conditions, the ExpressTagAvailabilityReply returns the following information:

Table 176. ExpressTagAvailabilityReply Elements

Element	Description
AccessTime	This is the minimum time window that must be allocated for the FedEx courier to make the pickup. The difference between the Business Close Time (or the local "cutoff time" if it is earlier than the Business Close Time) and the Package Ready Time must be equal to, or exceed, the access time.

Element	Description
	<i>Note: Access time requirements vary by postal code.</i>
ReadyTime	The latest time a FedEx courier can pick up the FedEx ExpressTag® package. <i>Note: Ready times vary by postal code.</i>
Availability	Indicates the FedEx ExpressTag service availability at the shipper postal code indicated in the Request. Valid responses are: <ul style="list-style-type: none">• NEXT_DAY_AVAILABLE• SAME_DAY_AND_NEXT_DAY_AVAILABLE

22 Rate Services

Use the RateService WSDL to request pre-ship rating information and to determine estimated or courtesy billing quotes. Time in Transit can be returned with the rates if it is specified in the request. Depending on how a rate request is structured, the reply will return in different structures. These structures have two different names.

RateRequest WSDL provides a rate response on a single service.

22.1 RateRequest

RateRequest wsdl provides a rate response on a single service.

Note: A rate request does not return route or service availability. All rate quotes are estimates only and may differ from the actual invoiced amount.

22.2 Rate Available Services/Rate Shopping

A Rate Available Services request will provide a list of available services from one request. Rates are returned for each service on the list.

Note: A Rate Available Services request does not return route information, but does check service availability and returns only those services that are actually available.

22.2.1 Rate Service Details

The Rate and Rate Available Services operations provide a shipping rate quote for a specific service combination depending on the origin and destination information supplied in the request. The following details apply:

- Discount rates are available for all services and origin/destination pairs.
- FedEx list rates are available for FedEx Express[®], FedEx Ground[®], FedEx SmartPost[®] and FedEx Freight[®] services. When list rates are requested, both account specific rates and standard list rates are returned.

Note: List rates are not available for all FedEx Freight accounts.

- FedEx Freight shipper accounts can only request rates from origin at shipper address. FedEx Freight Bill To accounts can request rates from origins other than shipper address.
- Time in transit may be returned with the rates if it is specified in the request.
- The Rate operation returns the rate for the origin and destination by requested service. You will not receive service checking to validate whether that service is actually available for your ship date and origin/destination pair.
- The Rate Available Services operation returns the rate for the origin and destination for all available services.

Note: Only valid services are returned.

- Rate and Rate Available Services for FedEx Express shipments support intra-Mexico shipping.

- Rating is available for FedEx SmartPost Shipping. See [FedEx SmartPost Request Elements](#) for more details. SmartPost outbound ship replies will also include rate elements with estimated rates. SmartPost Return shipping label replies will not include rate elements and estimates.
- This quote is an estimate and may differ from the actual invoiced amount.
- Rate shopping, service-specific commitment and rate information may also be specified.

For more detailed information about the services offered by FedEx, see the electronic [FedEx Service Guide](#).

22.2.2 Rate Coding Details

When requesting a rate quote:

- Include as much detail as possible about your shipment. The RateService WSDL provides elements to identify your shipment, including shipping option elements. This information is important for calculating the correct shipping costs with surcharges.
- Use the optional RateRequestTypes element to have list rates returned with account specific rates. If you choose LIST as the element value, you receive both account specific and list rates, in addition to rate quotes generated via FedEx electronic solutions.
- For Rate (a single service), specify the service to ensure rate data for the service and shipment data input is returned. For Rate Available Services (multiple services returned), do not include the ServiceType. The system will then return a list of services.
- For Rate, specify the carrier by using CarrierCode. For Rate Available Services, specify the carrier to ensure rate data for all services for the carrier and the shipment data combination are returned, or do not specify a CarrierCode to receive all available services from all carriers in the return.
- Use the optional ReturnTransitAndCommit element to include transit time information in the reply. FedEx Express information will include the day and date the package will be delivered, based on the ship date you specified. The FedEx Ground response will describe the number of business days required for the package delivery.
- Use ConsolidationKey to identify the consolidation to which an open shipment should be added after successful creation. You must specify the ConsolidationKey Type, Index, and Date in the RateRequest, in addition to the standard elements, to enable this. The ConsolidationKey elements are the only consolidation-specific elements which must be specified in the RateRequest. The RateReply will return rate and shipment data in the RateReplyDetails array for all CRNs associated with the specified consolidation.

Note: Starting in v16, the "RATED_" RateType in the rate reply structure has been removed.*

Table 177. RateRequest Elements

Element	Description
RateRequest/ ReturnTransitAndCommit	Optional Allows the caller to specify that the transit time and commit data are to be returned in the reply. Valid values include: <ul style="list-style-type: none"> • TRUE • FALSE
RateRequest/	Optional

Element	Description
CarrierCodesCarrierCodeType	Candidate carriers for rate-shopping. This element is only considered if RequestedShipment/ServiceType is omitted.
RateRequest/ VariableOptionsServiceOptionType	<p>Optional</p> <p>Contain zero or more service options whose combinations are to be considered when replying with available services. Specify if Saturday delivery is required. Valid value is SATURDAY_DELIVERY.</p> <p><i>Note: If you specify SATURDAY_DELIVERY for VariableOptions, you will get both Saturday Delivery options and regular options for all services where Saturday delivery is an option. Do not specify SATURDAY_DELIVERY for SpecialServices or it will only return any applicable Saturday Delivery options.</i></p>
RateRequest/ConsolidationKey	Uniquely identifies a consolidation, which is a logical container of a collection of shipments.
ConsolidationKey/Type	<p>Specify the type of consolidation.</p> <p>Valid options are:</p> <ul style="list-style-type: none"> • INTERNATIONAL_GROUND_DIRECT_DISTRIBUTION • INTERNATIONAL_GROUND_DISTRIBUTION • TRANSBORDER_DISTRIBUTION
ConsolidationKey/Index	Unique consolidation shipment identifier assigned when the consolidation was created.
ConsolidationKey/Date	Specifies the date when the consolidation was created.
RateRequest/RequestedShipment	<p>Required</p> <p>Specify the shipment for which a rate quote (or rate-shopping comparison) is desired.</p>
RateRequest/requestedShipment/ specialServicesRequested/ shipmentDryIceDetail	Indicates Shipment-level totals of dry ice data across all packages.
RateRequest/requestedShipment/ specialServicesRequested/ shipmentDryIceDetail/ packageCount	<p>Optional</p> <p>Total number of packages in the shipment that contain dry ice. Required if shipmentDryIceDetail is used in the RateRequest</p>
RateRequest/requestedShipment/ specialServicesRequested/ shipmentDryIceDetail/ totalweight	<p>Optional</p> <p>Total shipment dry ice weight for all packages. Required if shipmentDryIceDetail is used in the RateRequest</p>
RateRequest/requestedShipment/ specialServicesRequested/ shipmentDryIceDetail/ processingOptions	<p>Optional</p> <p>This option specifies that dry ice information is only applicable at the shipment level. Package level dry ice information would not apply.</p>

Element	Description
	Valid Value: SHIPMENT_LEVEL_DRY_ICE_ONLY Required if shipmentDryIceDetail is used in the RateRequest
RateRequest/requestedShipment/ specialServicesRequested/ EventNotificationDetail	Optional This replaces EmailNotificationDetail.
RequestedShipment/ ShipTimestamp	Optional The date format must be YYYY-MM-DDTHH:MM:SS-xx:xx. The time must be in the format: HH:MM:SS using a 24-hour clock. The date and time are separated by the letter T, such as 2009-06-26T17:00:00). The UTC offset indicates the number of hours/minutes, such as xx:xx from UTC, such as 2009-06-26T17:00:00-04:00 is defined as June 26, 2009 5:00 p.m. Eastern Time.
RequestedShipment/DropoffType	Optional Identifies the method by which the package is to be tendered to FedEx. This element does not dispatch a courier for package pickup.
RequestedShipment/ServiceType	Optional Identifies the FedEx service to use in shipping the package for a rate request.
RequestedShipment/ PackagingType	Optional Identifies the packaging used by the requestor for the package. See PackagingType for list of valid enumerated values.
RequestedShipment/TotalWeight	Optional Identifies the total weight of the shipment being conveyed to FedEx. This is only applicable to International shipments and should be used on the first package of a multiple piece shipment. This value contains 1 explicit decimal position.
RequestedShipment/ TotalInsuredValue	Optional Total insured amount.
RequestedShipment/ PreferredCurrency	Optional Indicates the currency the caller requests to have used in all returned monetary values (when a choice is possible).
RequestedShipment/ ShipmentAuthorizationDetail	Optional Specifies details about the party responsible for the shipment.
RequestedShipment/ ShipmentAuthorizationDetail/ accountNumber	Optional Identification of a specific FedEx customer account.
RequestedShipment/Shipper	Required The descriptive data for the physical location from which the shipment originates.

Element	Description
RequestedShipment/Recipient	Required The descriptive data for the physical location to which the shipment is destined.
RequestedShipment/RecipientLocationNumber	Optional A unique identifier for a recipient location.
RequestedShipment/Origin	Optional Physical starting address for the shipment, if different from shipper's address.
RequestedShipment/SoldTo	Optional Indicates the party responsible for purchasing the goods shipped from the shipper to the recipient. The sold to party is not necessarily the recipient or the importer of record. The sold to party is relevant when the purchaser, rather than the recipient determines when certain customs regulations apply.
RequestedShipment/ShippingChargesPayment	Optional Descriptive data indicating the method and means of payment to FedEx for providing shipping services.
SpecialServicesRequested/ShipmentSpecialServiceType	Optional Identifies the collection of special services requested by the shipper and offered by FedEx. If the shipper requests a special service requiring additional data (such as C.O.D.), the special service type must be present in the SpecialServiceTypes collection, and the supporting detail must be provided in the appropriate sub-object (such as CodDetail). If the customer is not shipping any special services and they include this element, a warning will be returned. To avoid the warning, omit this element. Valid values are: <ul style="list-style-type: none"> • BROKER_SELECT_OPTION • CALL_BEFORE_DELIVERY • COD • CUSTOM_DELIVERY_WINDOW • DANGEROUS_GOODS • DO_NOT_BREAK_DOWN_PALLETS • DO_NOT_STACK_PALLETS • DRY_ICE • EAST_COAST_SPECIAL • ELECTRONIC_TRADE_DOCUMENTS • EVENT_NOTIFICATION

Element	Description
	<ul style="list-style-type: none"> • EXTREME_LENGTH • FOOD • FEDEX_ONE_RATE • FREIGHT_GUARANTEE • FREIGHT_TO_COLLECT • FUTURE_DAY_SHIPMENT • HOLD_AT_LOCATION • HOME_DELIVERY_PREMIUM • INSIDE_DELIVERY • INSIDE_PICKUP • INTERNATIONAL_CONTROLLED_EXPORT_SERVICE • INTERNATIONAL_TRAFFIC_IN_ARMS_REGULATIONS • LIFTGATE_DELIVERY • LIFTGATE_PICKUP • LIMITED_ACCESS_DELIVERY • LIMITED_ACCESS_PICKUP • PENDING_SHIPMENT • PHARMACY_DELIVERY • POISON • PROTECTION_FROM_FREEZING • RETURNS_CLEARANCE • RETURN_SHIPMENT • SATURDAY_DELIVERY • SATURDAY_PICKUP • TOP_LOAD • THIRD_PARTY_CONSIGNEE
RequestedShipment/ ExpressFreightDetail	Optional Details specific to an Express freight shipment.
RequestedShipment/ FreightShipmentDetail	Optional Data applicable to shipments using FEDEX_FREIGHT_PRIORITY and FEDEX_FREIGHT_ECONOMY services.
RequestedShipment/ DeliveryInstructions	Optional Used with Ground Home Delivery and Freight.

Element	Description
RequestedShipment/ VariableHandlingChargeDetail	Optional Details about how to calculate variable handling charges at the shipment level.
Requested shipment/ CustomsClearanceDetail	Optional Information about this package that only applies to an international (export) shipment.
RequestedShipment/ CustomsClearanceDetail/ CustomsOptionsDetail/ CustomsOptionType	Specify the reason for a global return, as recognized by Customs. Valid values are: <ul style="list-style-type: none"> • COURTESY_RETURN_LABEL: For the outbound courtesy return label. • EXHIBITION_TRADE_SHOW: For exhibition or trade-show, outbound and inbound. • FAULTY_ITEM: For faulty item being returned, inbound only. • FOLLOWING_REPAIR: For repaired or processed item being sent, outbound only. • FOR_REPAIR: For repair or processing, outbound and inbound. • ITEM_FOR_LOAN: For loan item, outbound and inbound. • OTHER: Other reason, outbound and inbound. This type requires a description. • REJECTED: For rejected merchandise being returned, inbound. • REPLACEMENT: For replacement being sent, outbound only • TRIAL: For use in a trial, outbound and inbound.
CustomClearanceDetail/ DutiesPayment	Optional Descriptive data indicating the method and means of payment to FedEx for providing shipping services.
CustomsClearanceDetail/ Commodities/CustomsValue	Optional Used to calculate Argentina and Dominican Republic export taxes.
RequestedShipment/ PickupDetail	Optional For use in "process tag" transaction.
PickupDetail/ReadyDateTime	Optional Specify the time and date the package will be ready for pickup.
PickupDetail/ LatestPickupDateTime	Optional Specify the last possible pickup time and date.
PickupDetail/CourierInstructions	Optional Specify any courier instructions.

Element	Description
PickupDetail/RequestType	Optional Specify the request type.
PickupDetail/RequestSource	Optional Specify the request source.
RequestedShipment/ SmartPostDetail	Optional Details specific to FedEx SmartPost shipments.
RequestedShipment/ BlockInsightVisibility	Optional If true, only the shipper/payor will have visibility of this shipment.
RequestedShipment/ ReturnInstructionsDetail ShippingDocumentFormat/ documentFormatOption srequested/ Document formatOptions	SUPPRESS_ADDITIONAL_LANGUAGES This value will suppress English language if another language is specified in language code field. (Default is English)
RequestedShipment/ SpecialServicesRequested/ PendingShipmentDetail/ EmailLabelDetail	Describes specific information about the email label shipment. Message: Content of the email message Recipients: EMailRecipient emailAddress - email address of the recipient role - role type of the recipient optionsRequested localization
RequestedShipment/ SpecialServicesRequested/ PendingShipmentDetail/ ProcessingOptions	ALLOW MODIFICATIONS This allows the Email Label originator to specify if the completer can make modifications to editable shipment data.
RequestedShipment/ SpecialServicesRequested/ RecommendedDocument Specification	<ul style="list-style-type: none"> • ANTIQUE_STATEMENT_EUROPEAN_UNION • ANTIQUE_STATEMENT_UNITED_STATES • ASSEMBLER_DECLARATION • BEARING_WORKSHEET • FILM_AND_VIDEO_CERTIFICATE • CERTIFICATE_OF_SHIPMENTS_TO_SYRIA • PRINTED_CIRCUIT_BOARD_WORKSHEET' • COMMERCIAL_INVOICE_FOR_THE_CARIBBEAN_COMMON_MARKET • CONIFEROUS_SOLID_WOOD_PACKAGING_MATERIAL_TO_THE_PEOPLES_REPUBLIC_OF_CHINA • DECLARATION_OF_IMPORTED_ELECTRONIC_PRODUCTS_SUBJECT_TO_RADIATION_CONTROL_STANDARD • DECLARATION_OF_BIOLOGICAL_STANDARDS

Element	Description
	<ul style="list-style-type: none"> • ELECTRONIC_INTEGRATED_CIRCUIT_WORKSHEET • INTERIM_FOOTWEAR_INVOICE • NAFTA_CERTIFICATE_OF_ORIGIN_UNITED_STATES • NAFTA_CERTIFICATE_OF_ORIGIN_CANADA_FRENCH • NAFTA_CERTIFICATE_OF_ORIGIN_CANADA_ENGLISH • NAFTA_CERTIFICATE_OF_ORIGIN_SPANISH • PACKING_LIST" • REPAIRED_WATCH_BREAKOUT_WORKSHEET" • DECLARATION_FOR_FREE_ENTRY_OF_RETURNED_AMERICAN_PRODUCTS" • STATEMENT_REGARDING_THE_IMPORT_OF_RADIO_FREQUENCY_DEVICES • TOXIC_SUBSTANCES_CONTROL_ACT" • UNITED_STATES_WATCH_REPAIR_DECLARATION • UNITED_STATES_NEW_WATCH_WORKSHEET" • UNITED_STATES_CARIBBEAN_BASIN_TRADE_PARTNERSHIP_ACT_CERTIFICATE_OF_ORIGIN_TEXTILES • UNITED_STATES_CARIBBEAN_BASIN_TRADE_PARTNERSHIP_ACT_CERTIFICATE_OF_ORIGIN_NON_TEXTILES
RequestedShipment/ LabelSpecification/ LabelOrderType	Specify the order in which the labels will be returned. Valid values are: <ul style="list-style-type: none"> • SHIPPING_LABEL_FIRST • SHIPPING_LABEL_LAST
RequestedShipment/ specialServicesRequested/ pendingShipmentDetail/ documentReferences/ documentProducer	Specify details for uploaded documents provided by the shipment initiator. Valid values: <ul style="list-style-type: none"> • CUSTOMER • OTHER
RequestedShipment/ specialServicesRequested/ pendingShipmentDetail/ documentReferences/ documentIdProducer	Specify details for uploaded documents provided by the shipment initiator. Valid values: CUSTOMER
RequestedShipment/ RequestedPackageLineItem/ ItemDescriptionForClearance	Required for UAE; Otherwise: Optional - This element is for the customer to describe the content of the package for customs

Element	Description
	clearance purposes. This applies to intra-UAE, intra-Columbia and intra-Brazil shipments.
RequestedShipment/ RequestedPackageLineItem/ PackageSpecialServicesRequested/ DangerousGoodsDetail/ DangerousGoodsContainer/ HazardousCommodityContent/ NetExplosiveDetail	The total mass of the contained explosive substances, without the mass of any casings, bullets, shells, etc.
Requestedshipment/ RequestedPackageLineItem/ PackageSpecialServicesRequested/ DangerousGoodsDetail/ DangerousGoodsContainer/ HazardousCommodityContent/ NetExplosiveDetail/ NetExplosiveClassificationType	Valid values: <ul style="list-style-type: none"> • NET_EXPLOSIVE_CONTENT • NET_EXPLOSIVE_MASS • NET_EXPLOSIVE_QUANTITY • NET_EXPLOSIVE_WEIGHT
ShippingDocumentSpecification/ ReturnedShippingDocumentType	Valid values: <ul style="list-style-type: none"> • AUXILIARY_LABEL • CERTIFICATE_OF_ORIGIN • COD_AND_DELIVERY_ON_INVOICE_ACCEPTANCE_ • RETURN_2_D_BARCODE • COD_AND_DELIVERY_ON_INVOICE_ACCEPTANCE_RETUR N_LABEL • COD_RETURN_2_D_BARCODE • COD_RETURN_LABEL • COMMERCIAL_INVOICE • CUSTOM_PACKAGE_DOCUMENT • CUSTOM_SHIPMENT_DOCUMENT • DANGEROUS_GOODS_SHIPPERS_DECLARATION • DELIVERY_ON_INVOICE_ACCEPTANCE_RETURN_2_D_BAR CODE • DELIVERY_ON_INVOICE_ACCEPTANCE_RETURN_LABEL • ETD_LABEL • EXPORT_DECLARATION • FREIGHT_ADDRESS_LABEL • GENERAL_AGENCY_AGREEMENT • GROUND_BARCODE

Element	Description
	<ul style="list-style-type: none"> • NAFTA_CERTIFICATE_OF_ORIGIN • OP_900 • OUTBOUND_2_D_BARCODE • OUTBOUND_LABEL • PRO_FORMA_INVOICE • RECIPIENT_ADDRESS_BARCODE • RECIPIENT_POSTAL_BARCODE • RETURN_INSTRUCTIONS • TERMS_AND_CONDITIONS • USPS_BARCODE
ShippingDocumentSpecification ShippingDocumentTypes	<p>Valid values:</p> <ul style="list-style-type: none"> • CERTIFICATE_OF_ORIGIN • COMMERCIAL_INVOICE • CUSTOM_PACKAGE_DOCUMENT • CUSTOM_SHIPMENT_DOCUMENT • CUSTOMER_SPECIFIED_LABELS • DANGEROUS_GOODS_SHIPPERS_DECLARATION • EXPORT_DECLARATION • FREIGHT_ADDRESS_LABEL • GENERAL_AGENCY_AGREEMENT • LABEL • NAFTA_CERTIFICATE_OF_ORIGIN • OP_900 • PRO_FORMA_INVOICE • RETURN_INSTRUCTIONS"
RequestedShipment/ RateRequestType	<p>Optional Indicates the type of rates to be returned. Valid values:</p> <ul style="list-style-type: none"> • LIST — Returns standard list in response. • PREFERRED — Returns rates in currency specified in the PreferredCurrency element. • NONE — Returns account specific rates in response. <p><i>Note1: If no value or a value of NONE is included, the RateRequest returns</i></p>

Element	Description
	<p>the account specific rates by default. If you include the LIST value, the RateRequest will return both list and account rates within the response.</p> <p>Note2: A preferred currency is available for both account and list rates. Include just the PREFERRED value to receive a preferred currency for an account rate. Include both the PREFERRED and LIST values to receive a preferred currency for both standard list and account specific rates within the response. The preferred currency is not returned if the requested currency is already present within the rate response.</p>
RequestedShipment/ CustomerSelectedActualRateType	Optional Specify the type of rate the customer wants to have used as the actual rate type.
RequestedShipment/ EditRequestType	Optional Specify whether the customer wishes to have Estimated Duties and Taxes provided with the rate quotation on this shipment. Only applies with shipments moving under international services.
RequestedShipment/ PackageCount	Optional The total number of packages in the entire shipment. The maximum number of packages in one rate request is 100.
RequestedShipment/ RequestedPackageLineItems	Optional One or more package-attribute descriptions, each of which describes an individual package, a group of identical packages, or (for the total-piece-total-weight case) common characteristics of packages in the shipment.

22.2.3 Rating for Multiple-Package Shipment

This option is available for FedEx Express U.S. and international multiple-package shipments (MPS), FedEx Ground® U.S. and international multiple-package shipments, FedEx Express U.S. C.O.D. and international C.O.D. multiple-package shipments, and FedEx Ground U.S. C.O.D. and international C.O.D. multiple-package shipments.

The maximum number of packages in one rate request is 100.

For more information about MPS, see FedEx Express U.S. Multiple-Package Shipments in [Ship Service](#).

Note: Package level rates are not returned for Express International shipments. This applies to single and multi-package shipments.

Table 178. RateReply Elements

Element	Description
HighestSeverity	Required Identifies the highest severity encountered when performing the request. Valid values are:

Element	Description
	<ul style="list-style-type: none"> • FAILURE • ERROR • WARNING • NOTE • SUCCESS
Notifications	<p>Required</p> <p>Includes the descriptive data detailing the status of a submitted transaction. Includes the severity of the notification, which indicates success or failure or some other information about the request. Valid values are:</p> <ul style="list-style-type: none"> • SUCCESS – Your transaction succeeded with no other applicable information. • NOTE – Additional information that may be of interest to you about your transaction. • WARNING – Additional information that you need to know about your transaction that you may need to take action on. • ERROR – Information about an error that occurred while processing your transaction. • FAILURE – FedEx was unable to process your transaction at this time due to a system failure. Please try again later.
TransactionDetail	Contains the CustomerTransactionID that was sent to the request.
TransactionDetail /CustomerTransactionId	Free form text to be echoed back in the reply. Used to match requests and replies.
TransactionDetail /Localization	Governs data payload language/translations (contrasted with ClientDetail.localization, which governs Notification.localizedMessage language selection).
Version	<p>Required</p> <p>The version of this reply.</p>
RateReplyDetails	Each element contains all rate data for a single service. If service was specified in the request, there will be a single entry in this array; if service was omitted in the request, there will be a separate entry in this array for each service being compared.
RateReplyDetails /ReturnedRateType	<p>Valid values:</p> <ul style="list-style-type: none"> • PAYOR_ACCOUNT_PACKAGE • PAYOR_ACCOUNT_SHIPMENT • PAYOR_LIST_PACKAGE • PAYOR_LIST_SHIPMENT • PREFERRED_ACCOUNT_PACKAGE

Element	Description
	<ul style="list-style-type: none"> PREFERRED_ACCOUNT_SHIPMENT PREFERRED_LIST_PACKAGE PREFERRED_LIST_SHIPMENT
RateReplyDetails /ratedShipmentDetails	This class groups the shipment and package rating data for a specific rate type for use in a rating reply, which groups result data by rate type.
RateReplyDetails / ratedShipmentDetails / shipmentRateDetail	
RateReplyDetails /ratedShipmentDetails /shipmentRateDetail /totalAncillaryFeesAndTaxes	Identifies the total amount of the shipment-level fees and taxes that are not based on transportation charges or commodity-level estimated duties and taxes.
RateReplyDetails /ratedShipmentDetails /shipmentRateDetail /totalDutiesTaxesAndFees	The total of the totalDutiesAndTaxes plus the totalAncillaryFeesAndTaxes.
RateReplyDetails /ratedShipmentDetails /shipmentRateDetail /ancillaryFeesAndTaxes	Identifies the shipment-level fees and taxes that are not based on transportation charges or commodity-level estimated duties and taxes.
RateReplyDetails / ratedShipmentDetails / shipmentRateDetail / AncillaryFeeAndTax/type	<ul style="list-style-type: none"> CLEARANCE_ENTRY_FEE GOODS_AND_SERVICES_TAX HARMONIZED_SALES_TAX <p><i>Note: CLEARANCE_ENTRY_FEE is removed from Surcharge Type, and is available under AncillaryFeeandTax array</i></p>
RateReplyDetails /ratedShipmentDetails /shipmentRateDetail /AncillaryFeeAndTax /description	
RateReplyDetails /ratedShipmentDetails /shipmentRateDetail /AncillaryFeeAndTax /amount	
CompletedShipmentDetail /PendingShipmentAccessDetail /Accessor Details	<p>Required</p> <p>Provides the ability to return multiple sets of Email label access credentials:</p> <ul style="list-style-type: none"> role SHIPMENT_COMPLETOR

Element	Description
	<ul style="list-style-type: none"> SHIPMENT_INITIATOR userId password emailLabelUrl

22.2.4 FedEx Freight Priority and FedEx Freight Economy

You can obtain list and negotiated rates, in addition to transit time information, for FedEx Freight® Priority and FedEx Freight® Economy from the RateService WSDL. The following request elements are specific to FedEx Freight shipments

Table 179. FedEx Express Freight RateRequest Elements

Element	Description
ReturnTransitAndCommit	<p>Optional Allows the caller to specify that the transit time and commit data are to be returned in the reply. Valid values are:</p> <ul style="list-style-type: none"> TRUE FALSE
CarrierCodes	<p>Optional Candidate carriers for rate-shopping use case. This element is only considered if RequestedShipment/ServiceType is omitted.</p>
RequestedShipment	<p>Required The shipment for which a rate quote (or rate-shopping comparison) is desired.</p>
RequestedShipment /ShipTimestamp	<p>Optional The ship time and date. The format is YYYY-MM-DDThh:mm:ssTZD (e.g. "1997-07-16T19:20:30+01:00") or YYYY-MM-DDThh:mm:ss.s*TZD (e.g. "1997-07-16T19:20:30.274+01:00"). The fractional seconds portion is optional.</p>
RequestedShipment /DropoffType	<p>Optional Identifies the method by which the package is to be tendered to FedEx. This element does not dispatch a courier for package pickup.</p>
RequestedShipment /ServiceType	<p>Optional Identifies the type of service the rate quote is for. Choose either:</p> <ul style="list-style-type: none"> FEDEX_FREIGHT_ECONOMY FEDEX_FREIGHT_PRIORITY

Element	Description
RequestedShipment /PackagingType	Optional Identifies the packaging used by the requestor for the package. Valid values: <ul style="list-style-type: none"> • YOUR_PACKAGING • FEDEX_10KG_BOX • FEDEX_25KG_BOX • FEDEX_BOX • FEDEX_ENVELOPE • FEDEX_EXTRA_LARGE_BOX • FEDEX_LARGE_BOX • FEDEX_MEDIUM_BOX • FEDEX_PAK • FEDEX_SMALL_BOX • FEDEX_TUBE
RequestedShipment /TotalWeight	Optional Total weight of the shipment.
RequestedShipment /TotalInsuredValue	Optional Total amount the shipment is insured for.
RequestedShipment /PreferredCurrency	Optional Indicates the currency the caller requests to have used in all returned monetary values, when a choice is possible.
RequestedShipment /Shipper	Required Descriptive data identifying the party responsible for shipping the package. Shipper and Origin should have the same address.
Shipper /AccountNumber	Optional The FedEx account number associated with this transaction.
Shipper /Address	Optional Descriptive data for a physical location. May be used as an actual physical address (place to which one could go), or as a container of "address parts" which should be handled as a unit (such as a city-state-ZIP combination within the U.S.).
Address /StreetLines	Required Combination of number, street name, and so on. At least one line is required for a valid physical address; empty lines should not be included.
Address /City	Required Indicates the Name of city, town, and so on.
Address	Required

Element	Description
/StateOrProvinceCode	Identifying abbreviation for U.S. state, Canadian province, etc. Format and presence of this element will vary, depending on country.
Address /PostalCode	Optional Identification of a region (usually small) for mail/package delivery. Format and presence of this element will vary, depending on country.
Address /CountryCode	Required The two-letter code used to identify a country.
Address /CountryName	Optional The fully spelled out name of a country.
RequestedShipment /Recipient	Required Descriptive data identifying the party receiving the package.
Recipient /Address	Required Descriptive data identifying the recipient's address which includes: StreetLines, City, StateOrProvinceCode, PostalCode and CountryCode.
RequestedShipment /RecipientLocationNumber	Optional A unique identifier for a recipient location.
RequestedShipment/Origin	Optional Physical starting address for the shipment, if different from shipper's address.
RequestedShipment /ShippingChargesPayment	Optional The descriptive data for the monetary compensation given to FedEx for services rendered to the customer.
ShippingChargesPayment /PaymentType	Optional Identifies the method of payment for a service.
ShippingChargesPayment /Payor	Optional Descriptive data identifying the party responsible for payment for a service.
Payor /ResponsibleParty	Optional The descriptive data for a person or company entity doing business with FedEx.
ResponsibleParty /AccountNumber	Optional The FedEx account number associated with this transaction.
RequestedShipment /SpecialServicesRequested	Optional Identifies the special services the caller is requesting with this shipment.
RequestedShipment /FreightShipmentDetail	Required Includes required shipment data to obtain rates for FedEx Freight shipments.

Element	Description
FreightShipmentDetail /FedExFreightAccountNumber	Optional Account number used with FedEx Freight services.
FreightShipmentDetail /FedExFreightBillingContactAndAddresses	Optional Billing address used to validate FedEx Freight account on the bill of lading. Required valid values for address are: <ul style="list-style-type: none"> • StreetLines • City • StateOrProvinceCode • PostalCode
FreightShipmentDetail /Role	Required Indicates the role of the party submitting the transaction. Valid values are: <ul style="list-style-type: none"> • CONSIGNEE • SHIPPER
FreightShipmentDetail /LineItem	Optional Details of the commodities in the shipment.
LineItem /FreightClass	Required Freight class for this line item. Valid values are: <ul style="list-style-type: none"> • CLASS_050 • CLASS_055 • CLASS_060 • CLASS_065 • CLASS_070 • CLASS_077_5 • CLASS_085 • CLASS_092_5 • CLASS_100 • CLASS_110 • CLASS_125 • CLASS_150 • CLASS_175 • CLASS_200 • CLASS_250 • CLASS_300

Element	Description
	<ul style="list-style-type: none"> • CLASS_400 • CLASS_500
LineItem /Packaging	<p>Optional Physical packaging type for this commodity or freight class. Valid values are:</p> <ul style="list-style-type: none"> • BAG • BARREL • BASKET • BOX • BUCKET • BUNDLE • CARTON • CASE • CONTAINER • CRATE • CYLINDER • DRUM • ENVELOPE • HAMPER • OTHER • PAIL • PALLET • PIECE • REEL • ROLL • SKID • TANK • TUBE
LineItem /Description	Optional Customer-provided description for this commodity or freight class.
LineItem /Weight	Optional Weight for this commodity or freight class.
FreightShipmentLineItem	Optional

Element	Description
/Dimensions	The dimensions of this package and the unit type used for the measurements. Valid measurements are whole numbers greater than zero. Valid values are: <ul style="list-style-type: none"> • Length • Width • Height • Units
FreightShipmentLineItem /Volume	Optional Volume (cubic measure) for this commodity or freight class.
RequestedShipment /RateRequestTypes	Optional Indicates the type of rates to be returned. Valid values are: <ul style="list-style-type: none"> • LIST — Returns standard list rates in response. • PREFERRED — Returns rates in currency specified in the PreferredCurrency element. • NONE — Returns account-specific rates in response.
RequestedShipment /PackageCount	Optional The total number of packages in the entire shipment (even when the shipment spans multiple transactions).
RequestedShipment /RequestedPackageLineItems	Optional One or more package-attribute descriptions, each of which describes an individual package, a group of identical packages, or (for the total-piece-total-weight case) common characteristics all packages in the shipment.

The following reply elements are specific to FedEx Freight shipments:

Table 180. FedEx Freight Reply Shipment Elements

Element	Description
ServiceType	Identifies the type of service used to ship the package. Valid FedEx Freight options are: <ul style="list-style-type: none"> • FEDEX_FREIGHT_ECONOMY • FEDEX_FREIGHT_PRIORITY
ReplyDetails/FREIGHT_GUARANTEE	Specify how the freight has been guaranteed for delivery. Valid FedEx Freight values are: <ul style="list-style-type: none"> • GUARANTEED_DATE • GUARANTEED_MORNING

Element	Description
	<ul style="list-style-type: none"> • GUARANTEED_TIME
ReplyDetails/FLATBED_TRAILER	Specify the surcharge for a flatbed trailer.
SurchargeType/INSIDE_PICKUP	Specify the Surcharge for inside pickup option.
SurchargeType/INSIDE_DELIVERY	Surcharge for inside delivery option.
SurchargeType/EXHIBITION	Surcharge for option.
SurchargeType/EXTRA_SURFACE_HANDLING_CHARGE	Surcharge for all Intra-India shipments with the XS service option.
SurchargeType/EXTREME_LENGTH	Surcharge for option.
SurchargeType/FLATBED	Surcharge for option.
SurchargeType/FREIGHT_GUARANTEE	Surcharge for option.
SurchargeType/LIFTGATE_DELIVERY	Surcharge for option.
SurchargeType/LIFTGATE_PICKUP	Surcharge for option.
SurchargeType/LIMITED_ACCESS_DELIVERY	Surcharge for option.
SurchargeType/LIMITED_ACCESS_PICKUP	Surcharge for option.
SurchargeType/PROTECTION_FROM_FREEZING	Surcharge for option.
SurchargeType/PRE_DELIVERY_NOTIFICATION	Surcharge for option.
SurchargeType/REGIONAL_MALL_DELIVERY	Surcharge for option.
SurchargeType/REGIONAL_MALL_PICKUP	Surcharge for option.
SurchargeType/OVER_DIMENSION	Surcharge for option.
SurchargeType/TARP	Surcharge for option.
SurchargeType/METRO_DELIVERY	Surcharge for option.
SurchargeType/METRO_PICKUP	Surcharge for option.
SurchargeType/ISLAND_DELIVERY	Surcharge for option.
SurchargeType/ISLAND_PICKUP	Surcharge for option.
RateDiscountType	<p>The type of rate discount. Valid values are:</p> <ul style="list-style-type: none"> • BONUS • COUPON • EARNED • OTHER • VOLUME

22.2.5 Possible Surcharges

This table lists possible surcharges returned in the Rate reply for applicable FedEx service options:

Table 181. Rate Reply Possible Surcharges for FedEx Service Options

Possible Surcharges
Clearance Entry Fee Surcharge (Discount) for international shipping
COD
Dangerous_Goods
Email_Label
Exhibition
Export
Extreme_Length
FICE (FedEx International Controlled Export)
Fedex_Tag
Flatbed
Freight_Guarantee
Fuel
GST (Goods and Services tax for Canadian origin)
HST (Harmonized sales tax for Canadian origin)
Hazardous_Materials
Home_Delivery_Appointment
Home_Delivery_Evening
Home_Delivery_Date_Certain
Inside_Delivery
Inside_Pickup
Insured_Value — FedEx declared-value charges are returned in this element.
Island_Delivery
Island_Pickup

Possible Surcharges

Liftgate_Delivery

Liftgate_Pickup

Limited_Access_Delivery

Limited_Access_Pickup

List Clearance Entry Fee Surcharge for international shipping

Metro_Delivery

Metro_Pickup

Non_Standard_Container

Offshore

Out_Of_Delivery_Area

Out_Of_Pickup_Area

Other

Overdimension

Oversize

Pre_Delivery_Notification

Protection_From_Freezing

PST (Provincial sales tax for Canadian origin)

Regional_Mall_Delivery

Regional_Mall_Pickup

Residential

Return_Label

Saturday_Delivery

Saturday_Pickup

Signature_Option

Tarp

Possible Surcharges
TotalCustomerCharge — Contains the discounted account-specific freight charge plus the variable handling charge amount.
Transmit_Service_Fee
VariableHandlingCharges — If you specify additional handling charges in the rate quote, charges are returned in the Rate reply.
VAT

Note: Surcharge value for SurchargeType CLEARANCE_ENTRY_FEE is now considered as ancillary fee, and is reported under AncillaryFeeAndTax. It is no longer included in Transportation charges. See [Surcharges and Discounts](#) for more information about surcharges and rate calculations.

22.2.6 Rate Surcharge Return

Surcharges are returned in the Rate reply and in the Ship reply as follows:

- Total surcharge
- Total taxes (for Canadian origin shipments)
- Total discounts
- Itemized surcharge

22.3 Surcharges and Discounts

Your shipment may incur fees in addition to the base shipping rate depending on the service options you choose. The following are descriptions of those fees that are returned in the rate quote.

Table 182. Surcharges and Discounts Rate Quote

Surcharge	Description	Applicable Services
Additional Handling Dimension Surcharge	For FedEx Express, shipment measures greater than 60" in length but equal to or less than 108" in length. For FedEx Ground, shipment measures greater than 60" in length but equal to or less than 108"	FedEx Priority Overnight [®] , FedEx Standard Overnight [®] , FedEx 2Day [®] , FedEx Express Saver [®] , FedEx Ground [®] , FedEx International Ground [®]
Additional Handling Weight Surcharge	For FedEx Ground or FedEx Express, shipment has an actual weight of greater than 70 lbs.	FedEx Priority Overnight, FedEx Standard Overnight, FedEx 2Day, FedEx Express Saver, FedEx Ground, FedEx International Ground
Additional Handling Packaging Surcharge	For FedEx Express, shipment is not fully encased in an outer shipping container and/or is encased in packing material other than corrugated cardboard.	FedEx Priority Overnight, FedEx Standard Overnight, FedEx 2Day, FedEx Express Saver, FedEx Ground, FedEx International Ground

Surcharge	Description	Applicable Services
	For FedEx Ground, shipment is not fully encased in an outer shipping container and/or is encased in packing material other than corrugated cardboard.	
Broker Select Option	A fee applies to B13A for Canada Export Shipping shipment if you choose to have FedEx complete the delivery after customs clearance and if your recipient and customs broker are served by different FedEx clearance points. See <i>B13A_for_Canada_Export_Shipping</i> in Ship Service for more information.	FedEx International Priority [®] , FedEx International Priority [®] Freight, FedEx International Economy [®] , FedEx International Economy [®] Freight
Courier Pickup Charge	A charge applies when you request a pickup. This charge does not apply if you drop off your package at a FedEx shipping location or if you have regular scheduled pickups.	
Dangerous Goods	FedEx assesses a surcharge on each package containing dangerous-goods materials. For intra-Canada shipments this surcharge is also based on the type of service provided.	FedEx Express, FedEx Priority Overnight, FedEx First Overnight [®] , FedEx First Overnight [®] Freight, FedEx 2Day, FedEx 2Day [®] A.M., FedEx Freight, FedEx International Economy and FedEx International Economy Freight
Declared Value	FedEx liability for each package is limited to \$100USD unless a higher value is declared and paid for. For each package exceeding \$100USD in declared value, an additional amount is charged.	FedEx Express and FedEx Ground shipments
Delivery Area Surcharge	A delivery area surcharge applies to shipments destined for select U.S. postal codes. (This surcharge does not apply to FedEx Ground Multiweight [®] shipments.) In addition, a delivery area surcharge applies to FedEx Express shipments destined for areas in Alaska that are remote, sparsely populated, or geographically difficult to access.	FedEx Priority Overnight, FedEx Standard Overnight, FedEx 2Day, FedEx Express Saver, FedEx Ground, FedEx Home Delivery [®]
Dimensional Weight	Dimensional weight is calculated by multiplying the length by width and by height of each package in inches and dividing the total by 166 (for all shipments within the U.S. and FedEx Express shipments between the U.S. and Puerto Rico) or 139 (for all U.S. export and U.S. import-rated international	FedEx Express and FedEx Ground shipments

Surcharge	Description	Applicable Services
	<p>shipments). If the dimensional weight exceeds the actual weight, charges may be assessed based on the dimensional weight. If the chargeable weight of a FedEx Ground package exceeds 150 lbs., a prorated per-pound rate will be used.</p> <p>Dimensions of one-half inch or greater are rounded up to the next whole number; dimensions less than one-half inch are rounded down. The final calculation is rounded up to the next whole pound.</p> <p>Dimensional weight applies per package or per shipment to all FedEx Express U.S. shipments in customer packaging, and per shipment to all FedEx Express international shipments and U.S.-to-Puerto Rico shipments in customer packaging. Shipments in FedEx packaging may be subject to dimensional-weight pricing. FedEx Ground applies dimensional weight to all shipments.</p>	
Duties and Taxes	Duties and taxes, including goods and services tax (GST) and value-added tax (VAT) may be assessed on the contents of the shipment.	FedEx Express International package and freight service
FedEx® Collect on Delivery (C.O.D.)	If you request FedEx to obtain payment from the recipient at the time the shipment is delivered, an additional surcharge is applied.	FedEx Express and FedEx Ground shipments
FedEx Ground® Electronic C.O.D. (E.C.O.D.)	A charge applies when you direct FedEx to collect payment from your recipient and deposit it directly into your bank account.	FedEx Ground shipments
FedEx® Delivery Signature Options	<p>FedEx provides five options when you need a signature upon delivery: Indirect Signature Required, Direct Signature Required, Adult Signature Required, Service Default and No Signature Required.</p> <p>Indirect Signature Required is allowed to U.S. residential addresses only.</p> <p>Direct Signature Required is allowed to U.S. addresses and when shipping via FedEx Ground to Canadian addresses.</p> <p>Adult Signature Required is allowed to U.S. addresses.</p>	FedEx Express shipments to U.S. addresses and FedEx Ground shipments to U.S. and Canadian addresses

Surcharge	Description	Applicable Services
	Depending upon the service associated with the shipment (the default signature option varies per service), the courier will perform the default request for signature collection.	
FedEx Email Return Label	A charge applies in addition to shipping charges once the recipient uses the return label. This service is only available for U.S. shipments.	FedEx First Overnight, FedEx Priority Overnight, FedEx Standard Overnight, FedEx 2Day, FedEx 2Day A.M., FedEx Ground, FedEx 2Day [®] Freight, FedEx 3Day [®] Freight
FedEx ExpressTag [®]	A charge applies in addition to shipping charges when FedEx picks up the package for return at your recipient's location. This service is only available for intra-U.S. and intra-United Kingdom shipments.	FedEx Priority Overnight, FedEx Standard Overnight, FedEx 2Day
FedEx Ground [®] Alternate Address Pickup	FedEx may provide pickup service to an address other than the shipping location associated with the FedEx Ground account number.	FedEx Ground (U.S. and Canada)
FedEx Ground [®] Call Tag	A charge applies in addition to shipping charges when FedEx picks up the packages for return at your recipient's location. This service is only available for U.S. shipments.	FedEx Ground, FedEx Home Delivery
FedEx Home Delivery Convenient Delivery Options	You can choose FedEx Home Delivery convenient delivery options: <ul style="list-style-type: none"> FedEx Date Certain Home Delivery[®] FedEx Evening Home Delivery[®] FedEx Appointment Home Delivery[®] 	FedEx Home Delivery
FedEx International Controlled Export (FICE)	A charge applies when you select FICE for shipments moving under a U.S. State Department (DSP) license or under U.S. Drug Enforcement Administration permits 36, 236, and 486. This charge also applies for inbound shipments moving under a transportation and exportation customs form (CF7512) from a foreign trade zone or bonded warehouse.	FedEx International Priority, FedEx International Priority Freight
FedEx [®] Print Return Label	A charge applies in addition to shipping charges once the recipient has used the return label. This service is available for intra-U.S. and international shipments.	FedEx First Overnight, FedEx Priority Overnight, FedEx Standard Overnight, FedEx 2Day, FedEx 2Day A.M., FedEx Ground, FedEx 2Day Freight, FedEx 3Day Freight

Surcharge	Description	Applicable Services
Inside Delivery/Inside Pickup Charge	When requested, FedEx may move shipments to positions beyond the adjacent loading area.	FedEx Freight
FedEx Freight Special Services	When requested, a surcharge will be applied to the FedEx Freight special services. For a list of these surcharges, see Intra-Canada Express Service.	FedEx Freight
Oversize Charge	<p>FedEx Express: The maximum limits for FedEx Express U.S. packages are 150 lbs. and 119" in length and 165" in length and girth (L+2W+2H). Packages that weigh 150 lbs. or less and exceed 108" in length or 130" in length and girth are considered "oversize" packages. Oversize packages are rated based on the greater of the package's actual rounded weight or dimensional weight.</p> <p>FedEx Ground: A package weighing 150 lbs. or less and measuring greater than 130" in length and girth is classified as an oversize package. The shipping charges for an oversize package are based on the greater of the package's actual rounded weight or its dimensional weight.</p> <p>FedEx Home Delivery: The shipping charge for any package with a dimensional weight of greater than 70 lbs. is the same as a FedEx Ground package of the corresponding dimensional weight being shipped under the same circumstances.</p>	FedEx Ground and FedEx Home Delivery
Residential Surcharge	A residential package surcharge applies to shipments to a home or private residence, including locations where a business is operated from a home.	FedEx Express, FedEx Ground, FedEx International Ground (Canada only), FedEx Freight, FedEx International Premium®
Rural Delivery (Alaska and Hawaii)	A surcharge applies for delivery to select rural postal codes in Alaska and Hawaii.	FedEx Ground U.S.
Saturday Delivery/Saturday Pickup	Saturday Service is available for an additional charge depending on the package service type and origin/destination pair.	FedEx Priority Overnight, FedEx First Overnight Freight, FedEx 2Day, FedEx 2Day A.M., FedEx International Priority, FedEx 1Day® Freight, FedEx 2Day Freight
Dry Ice Surcharge	A surcharge will be applied for dry-ice packaging.	FedEx International Priority, FedEx International Economy, and FedEx International Economy Freight services

Surcharge	Description	Applicable Services
Fuel Surcharge	The fuel surcharge percentage for FedEx Express services is subject to monthly adjustment based on a rounded average of the U.S. Gulf Coast (USGC) spot price for a gallon of kerosene-type jet fuel. The fuel surcharge percentage for FedEx Ground services is subject to monthly adjustment based on a rounded average of the national U.S. on-highway average price for a gallon of diesel fuel.	FedEx Express, FedEx Freight, FedEx Ground, and FedEx Home Delivery

Note: For more information about FedEx terms and conditions, including surcharges, go to fedex.com/us/services/terms/.

22.3.1 FedEx Discount Programs

The following discount programs are offered by FedEx and are calculated in your rate quote:

Table 183. FedEx Discount Programs

Discount Program	Description
FedEx Ground Multiweight	FedEx Ground Multiweight is ideal for multiple-package shipments moving as one unit to the same destination on the same day. This pricing option allows you to combine packages for a multiweight rate. Pricing is based on the combined weight of your packages.
Earned Discounts Pricing Program	The Earned Discounts Pricing Program awards discounts when you meet predetermined revenue levels and/or shipping criteria. You earn additional discounts as you increase shipping activity or due to specific shipment characteristics. Earned discounts are also available for FedEx SmartPost Surcharges and Discounts Rate Quote shipping.
BONUS	This is based on whether packages are regularly picked up by FedEx or dropped off by you or zones or origin-destination zip codes or the shipment date.
COUPON	This is offered at the time of invoice creation.
EARNED	This is offered based on the volume of shipment you have already done with FedEx.
VOLUME	This is offered based on your commitment of volume with FedEx.
OTHER	Any other discount offered to you apart from the above categories.

Note: For more information on pricing programs, contact your FedEx account executive.

22.4 FedEx One Rate

As part of the FedEx One Rate offering, new FedEx white packaging is introduced for your use.

22.4.1 FedEx One Rate Packaging

The FedEx Packaging Types that are valid/available with the One Rate pricing option are the following:

- FEDEX_ENVELOPE
- FEDEX_SMALL_BOX
- FEDEX_MEDIUM_BOX
- FEDEX_LARGE_BOX
- FEDEX_EXTRA_LARGE_BOX
- FEDEX_PAK
- FEDEX_TUBE

Your own packaging is not available for the One Rate pricing option.

22.4.2 New Packaging for Non-One Rate

The new FedEx Packaging Types that are valid/available with the non-One Rate or traditional weight-based pricing option are the following:

- FEDEX_SMALL_BOX
- FEDEX_MEDIUM_BOX
- FEDEX_LARGE_BOX
- FEDEX_EXTRA_LARGE_BOX

22.4.3 Maximum Weight for New FedEx Packaging

The maximum allowable weights for the New FedEx Packaging (referenced below) are:

- FEDEX_SMALL_BOX
- FEDEX_MEDIUM_BOX
- FEDEX_LARGE_BOX
- FEDEX_EXTRA_LARGE_BOX

For U.S. domestic traditional weight-based Express shipment: 20 lb/9 kg

For U.S. outbound traditional weight-based Express shipment: 40 lb/18 kg

For U.S. domestic Express One Rate shipment: 10 lb/4.5 kg (Envelope)

For U.S. domestic Express One Rate shipment: 50 lb/22.68 kg (all other)

22.4.4 How to Specify One Rate Pricing

To specify FedEx One Rate Pricing Option in the Web Service Transaction, perform the following steps:

1. Specify the "FEDEX_ONE_RATE" ShipmentSpecialService.
2. Specify one of the following Packaging Types:

Table 184. Packaging Types

Packaging Type	Maximum Weight LB	Maximum Weight KG
FEDEX_SMALL_BOX	50	22.68
FEDEX_MEDIUM_BOX	50	22.68
FEDEX_LARGE_BOX	50	22.68
FEDEX_EXTRA_LARGE_BOX	50	22.68
FEDEX_PAK	50	22.68
FEDEX_TUBE	50	22.68
FEDEX_ENVELOPE	10	4.5

3. Specify a U.S. origin and a U.S. destination.

Note: Intra-Hawaii shipments are not allowed for One Rate pricing.

4. Specify one of the following FedEx Express services:

- FIRST_OVERNIGHT
- PRIORITY_OVERNIGHT
- STANDARD_OVERNIGHT
- 2_DAY
- 2_DAY_AM
- EXPRESS_SAVER

Note: Web Services clients can request both One Rate and weight-based (non-One Rate) rates in a single RateRequest by specifying "FEDEX_ONE_RATE" as a **ServiceOptionType in the RateRequest.variableOptions.*

22.4.5 Express Saver Service and FedEx Packaging

Weight-Based Express Saver Now Available with FedEx Packaging:

Packages can now be shipped using the Express Saver service for a weight-based rate in the following FedEx packaging;

- FEDEX_SMALL_BOX
- FEDEX_MEDIUM_BOX
- FEDEX_LARGE_BOX
- FEDEX_EXTRA_LARGE_BOX
- FEDEX_TUBE

Previously, only your own packaging was allowed for the Express Saver service.

22.5 Variable Handling Charges

If your shipping operation charges handling fees in addition to shipping charges, FedEx Web Services allow you to add these handling fees to your total shipment charge. These charges are returned in the

Ship reply and can be configured to print on the 4" x 6" thermal label Doc-Tab. See [Canada Export International](#) for more information.

Note: Variable handling charges display as an individual itemized amount and follow shipments across FedEx systems.

22.5.1 Variable Handling Coding Details

The elements required to add variable handling charges to your shipment rate quote are provided in the ShipService WSDL. The following table contains variable handling elements:

Table 185. Variable Handling Elements

Element	Requirements
VariableHandlingChargeDetail/ RateTypeBasisType/RateTypeBasis	The rate type. Valid values: <ul style="list-style-type: none"> • ACCOUNT: Uses the customer's account rate as the basis for the handling calculation. • LIST: Uses the FedEx List rate as the basis for the handling calculation.
VariableHandlingChargeDetail/ RateElementBasisType/RateElementBasis	Required The charge upon which the variable handling amount is calculated. Valid values: <ul style="list-style-type: none"> • BASE_CHARGE: This value is the base transportation charge. • NET_CHARGE_EXCLUDING_TAXES: This value is the net freight plus surcharges and taxes. • NET_CHARGE_EXCLUDING_TAXES: This value is the net freight plus surcharges. • NET_FREIGHT: This value is the base charge less discounts.
VariableHandlingChargeDetail	Required Valid values: <ul style="list-style-type: none"> • FIXED_AMOUNT: This value is used if you want to add a fixed handling charge to all shipments. • PERCENTAGE_OF_NET_CHARGE: This value is used if you want to have a variable handling charge calculated on the entire net charge of the shipment, including all surcharges. • PERCENTAGE_OF_NET_CHARGE_EXCLUDING_TAXES: This value is used if you are a Canada-origin shipper and want to exclude Canadian taxes from the variable handling charge net percentage. • PERCENTAGE_OF_NET_FREIGHT: This value is used if you want to have the variable handling charge

Element	Requirements
	calculated as a percentage of the net freight charge, excluding any other surcharges levied on the shipment.
VariableHandlingChargeDetail/FixedValue	Conditional If you choose FIXED_AMOUNT as the ChargeType, this element allows you to enter the fixed value of the handling charge. The element allows entry of 7 characters before the decimal and 2 characters following the decimal. For example: if you want to enter a fixed handling amount of \$5.00, enter 5.00 in the FixedValue element.
VariableHandlingChargeDetail/PercentValue	Conditional If you choose one of the percentage handling charges in the VariableHandlingChargeType element, this element allows you to enter the percent value of the handling charge to be calculated. The element allows entry of 7 characters before the decimal and 2 characters following the decimal. For example, if you want to enter a variable handling amount of 10%, enter 10.00 in the PercentValue element.
VariableHandlingCharges/ VariableHandlingCharge	Optional The variable handling charge amount calculated based on the requested variable handling charge detail.

Note: Variable handling charges may be processed at shipment level or package level except for Express multiple piece shipments, which must be processed at the Shipment level.

23 Returns Shipping

Returns are available for intra-country and international shipping in a variety of areas wherever existing FedEx Express and FedEx Ground services are available. You can associate or "link" an outbound shipment with a return shipment using the tracking numbers. When processing your global return package with FedEx automation, you'll need to provide a reason for that return for customs clearance purposes, on both the outbound and return shipments, when processing your package. Identify your package as a return and include the return type. Select the correct return reason from the table below.

Table 186. Return Types

OUTBOUND What's the reason for including a return label?	RETURN What's the reason for the return?	When to use
Courtesy Return Label	Rejected Merchandise	Select these two reasons when you're including a return label for your customer in your shipment, but typically don't expect returns.
For Exhibition/Trade Show	Exhibition/Trade Show Returns	Select these two reasons when the goods you're shipping are for a show, exhibition, trade show or event.
Item for Loan	Return of Loaned Item	Select these two reasons when the goods you're shipping are for temporary use by the recipient to be returned to you in an unaltered state.
For Repair/Processing	Repair/Processing Returns	Select these two reasons when the goods you're shipping will be either repaired or otherwise processed before being returned to you. Processing can include things like modification, incorporation, or treatment of some kind.
Items for Use in a Trial	Trial Returns	Select these two reasons when the goods you're shipping are for a trial and will be returned to you.
Replacement	Faulty Item Being Sent	Select these two reasons when you're shipping a replacement item in advance of receiving a faulty item back.
Temporary Export — Other	Return — Other	Select these two reasons when none of the other reasons listed apply. When you select these reasons , you'll have the ability to state your exact reason for the return.
Following Repair/Processing	N/A	Select this reason when the recipient of the goods previously sent you the item for repair; however, they had not previously shipped with FedEx.

Once the return shipment is generated, you can track it through available tracking applications, thus increasing visibility timeframe.

You have the capability of creating associated outbound and return shipments:

- on different shipping platforms
- with a destination different from the origin of the associated outbound shipment (which includes the possibility of returning to a different country)
- with an origin different from the destination of the associated outbound shipment

FedEx® Returns solutions provide two methods of processing return labels: FedEx Return Labels and FedEx Return Tags.

- FedEx Return Label solutions let you either generate Print Return or Email Return labels or use pre-printed labels (Billable Stamps and Ground Package Returns Program).
 - FedEx Print Return label — Create and print a return label, then include it either in the original shipment to your customer or in a separate correspondence. Your customer can then apply this label to the package as needed and drop it off at the nearest FedEx drop-off location.
 - FedEx Email Return label — Email your customers a password-protected [fedex.com](https://www.fedex.com) URL that they can access to print a return label directly from their computer. The customer receives an email with a link to the label, then prints the label, applies it to the package, and drops it off at the nearest FedEx drop-off location. See [Email Return Label Elements](#) section of *Open Shipping*.
 - Printed return labels do not expire and are valid for transportation use anytime. However, if the label is more than 255 days old, then the customer will not be able to track the shipment, even though the label is still usable.
- FedEx Return Tag solutions (FedEx Express® Tag and FedEx Ground® Call Tag) provide return labels generated by FedEx at the time of package pickup. You arrange for FedEx to create and deliver return shipping labels to your customer and collect the item for return. Your customer simply needs to have the package ready for pickup when the FedEx Express® courier arrives. A shipping label and a customer receipt will be printed on-site.
- You can also schedule the pickup; for FedEx Express; the pickup is on the same day or the next business day, Monday through Friday. FedEx makes one pickup attempt as part of the service.
- For FedEx Ground, the pickup is the next business day and up to 10 business days in advance. Business days are Monday through Friday for commercial pickups, and Tuesday through Saturday for residential pickups. FedEx makes three pickup attempts as part of the service.
- You can also print return instructions to include with your outbound shipments using the `ReturnInstructionsDetail`.

This section describes how to create and delete FedEx Express and FedEx Ground return tag requests and how to include a FedEx Express or FedEx Ground return label in your Ship request.

For more information on shipping labels see [Create a Label](#).

23.1 Global Returns

FedEx Global Returns program expands the current Returns Product Portfolio by developing a global returns solution across all regions (Asia Pacific, Europe, the Middle East & Africa, Latin America & the Caribbean, US and Canada) and within regions for domestic returns. This will facilitate returns documentation process, providing an outbound/inbound solution and offering a complete bundle of

portfolio options. It also supports returns back to the original origin, returns to a new location or an intra-county return, where available.

It provides the ability for a merchant to request an email return label and trade documents for international and non-US Domestic return shipments and make them available to the return shipper. Many of the enhancements introduced also apply to US Domestic Email Return Label shipments, including, but not limited to: Return instructions, Merchant notifications, Merchant documents, and an extended expiration period (2 years).

The web service transaction updates related to Global Returns can be found in the RateRequest/Reply Elements, CreateOpenShipment Request/Reply Elements, ProcessShipment Reply, and UploadDocumentsRequest transaction tables.

23.2 FedEx Return Tags

FedEx creates and delivers a return shipping label to your customer and collects the item for return. Your customer needs to have the package ready for pickup when the FedEx driver arrives. Use the ShipService WSDL to create and delete Return Tag requests for FedEx Express and FedEx Ground shipments.

Before creating a Return Tag for FedEx Express shipments, you can use [Express Tag Availability](#) from the ReturnTagService WSDL to check valid pickup times.

23.2.1 Return Tag Service Details

For FedEx Ground, up to three pickup attempts, and for FedEx Express, one pickup attempt will be made for a Return Tag request before the request is canceled.

The following service details apply to Return Tags.

1. Delivery Area
 - a. Available for FedEx deliveries throughout the 50 United States.
 - b. FedEx Express and FedEx Ground return tag labels are not available for international shipments.
 - c. Both commercial and residential locations are allowed.
 - d. Intra-country returns are also available. Refer to [FedEx Intra-Country Shipping](#) for a list of countries that support intra-country shipping services.
2. Exceptions
 - a. No transborder service to or from Canada and Puerto Rico.
 - b. [Hazardous Materials FedEx Ground U.S.](#), [Dry Ice Shipments](#), [Dangerous Goods](#) cannot be shipped.
3. Additional Information
 - a. Additional service options include residential pickup.
 - b. The maximum declared value is \$25,000USD.

For more detailed information about the services offered by FedEx, see the electronic [FedEx Service Guide](#).

23.2.2 Return Tag Coding Details

The following coding details apply to Return Tags:

- You may request one Return Tag pickup in a single transaction.

- You may request up to 99 pieces in a multiple-piece Return Tag transaction.
- No Ground manifest is required.
- FedEx® Express Tag shipments can be associated to an outbound shipment via the Return association element.
- FedEx Ground® Call Tag shipments can be associated to an outbound shipment via the RMA element.

23.2.2.1 ProcessTagRequest Elements

In addition to the basic shipping elements required to request a Return Tag, the following elements must be included in the ProcessTagRequest:

Table 187. Process Tag Request Elements

Element	Description
RequestedShipment/Shipper	Required. Pickup location information, including contact name, company, address, etc. <i>Note: This element also includes the Residential element. If you are requesting a Return Tag pickup for a residential address, you must include this element for correct surcharge calculation.</i>
RequestedShipment/Recipient	Required. Package delivery destination information, including contract name, company, address, etc. <i>Note: This element also includes the Residential element. If you are requesting a Return Tag package delivery to a residential address, you must include this element for correct surcharge calculation.</i>
RequestedShipment/ ShippingChargesPayment	Required. Valid elements for the PaymentType are: <ul style="list-style-type: none"> • SENDER • THIRD_PARTY <i>Note: The Payor/ResponsibleParty/AccountNumber element is required.</i>
RequestedShipment/ SpecialServicesRequested/ SpecialServicesTypes	Required. Special Services Type: RETURN_SHIPMENT
RequestedShipment /SpecialServicesRequested/ ReturnShipmentDetail/ReturnType	Required. Return Type: FEDEX_TAG
RequestedShipment/ ShipmentSpecialServicesRequested / ReturnShipmentDetail/Rma/Reason	Optional. Customer-provided reason for the return.

Element	Description
RequestedShipment/ SpecialServicesRequested/ ReturnShipmentDetail/ ReturnAssociation/TrackingNumber	Optional. This is the tracking number for the outbound shipment associated with this return. FedEx® ExpressTag shipments are associated by the ReturnAssociation element only.
RequestedShipment/ SpecialServicesRequested/ ReturnShipmentDetail/ ReturnAssociation/Shipdate	Optional. This is the ship date for the outbound shipment associated with the return. <i>Note: Does not apply to FedEx Ground® Call Tags.</i>
RequestedShipment/ PickupDetail/ReadyDateTime	Required. The earliest time the package will be ready for pickup. The time entry must be between 08:00:00 and 18:00:00. The date and time information must be in the format YYYY-MM-DDHH:MM:SS.
RequestedShipment/ PickupDetail/LatestPickupDateTime	Required. The latest time the package can be picked up by the carrier. This can also represent the business close time. Required for commercial/business pickup locations. The date and time information must be in the format YYYY-MM-DDHH:MM:SS. The date component must be in the format YYYY-MM-DD, such as 2006-06-26. The time component must be in the format HH:MM:SS using a 24-hour clock, such as 11:00 a.m. is 11:00:00, 5:00 p.m. is 17:00:00. The date and time are separated by the letter T, such as 2006-06-26T17:00:00). There is also a UTC offset component indicating the number of hours and minutes from UTC, such as 2006-06-26T17:00:00-0400 is June 26, 2006 5:00 p.m. Eastern Time. The time entry must be between 08:00:00 and 18:00:00.
RequestedShipment/PickupDetail/ CourierInstructions	Optional. Additional instructions to the FedEx courier, such as package location or directions, may be added to your request.
RequestedShipment/ ShippingDocumentSpecification/ CustomDocumentDetail	Data required to produce a custom-specified document, either at shipment or package level.
CustomDocumentDetail/Format	Common information controlling document production.
CustomDocumentDetail/ LabelPrintingOrientation	Applicable only to documents produced on thermal printers with roll stock.
CustomDocumentDetail/LabelRotati on	Applicable only to documents produced on thermal printers with roll stock.
CustomDocumentDetail/Specificatio nId	Identifies the formatting specification used to construct this custom document.

Element	Description
CustomDocumentDetail/ CustomDocumentIdentifier	Identifies the individual document specified by the client.
CustomDocumentDetail/DocTabContent	If provided, thermal documents will include specified doc tab content. If omitted, document will be produced without doc tab content.
CustomDocumentDetail/ CustomLabelDetail	This allows the customer to define how custom information is to be positioned and formatted on a custom label or the customizable portion of a shipping label, and what the custom information should be.
CustomLabelDetail/CoordinateUnits	Valid values are: <ul style="list-style-type: none"> • MILS (thousandths of an inch) • PIXELS (device-dependent)
CustomLabelDetail/TextEntries	Constructed string, based on format and zero or more data fields, printed in specified printer font (for thermal labels) or generic font/size (for plain paper labels).
CustomLabelDetail/GraphicEntries	Image to be included from printer's memory, or from a local file for offline clients.
CustomLabelDetail/BoxEntries	Solid (filled) rectangular area on label.
CustomLabelDetail/ CustomLabelTextBoxEntry	Constructed string, based on format and zero or more data fields, printed in specified printer font (for thermal labels) or generic font/size (for plain paper labels).
CustomLabelTextBoxEntry/ TopLeftCorner	Horizontal and vertical position, relative to left edge of custom area.
CustomLabelTextBoxEntry/ BottomRightCorner	Horizontal and vertical position, relative to left edge of custom area.
CustomLabelTextBoxEntry/Position	Horizontal and vertical position, relative to left edge of custom area.
CustomLabelTextBoxEntry/Format	Format.
CustomLabelTextBoxEntry/DataFields	Data fields.
CustomLabelTextBoxEntry/ ThermalFontId	Printer-specific font name for use with thermal printer labels.
CustomLabelTextBoxEntry/FontName	Generic font name for use with plain paper labels.
CustomLabelTextBoxEntry/FontSize	Generic font size for use with plain paper labels.

Element	Description
CustomLabelTextEntry/Rotation	<p>Describes the rotation of an item from its default orientation. Valid values are:</p> <ul style="list-style-type: none"> • NONE • RIGHT • UPSIDE_DOWN
CustomLabelDetail/BarcodeEntries	Constructed string, based on format and zero or more data fields, printed in specified barcode symbology.
RequestedShipment/ShippingDocumentSpecification/ReturnInstructionsDetail	Optional. Specify the production of the return instructions document.
ShippingDocumentSpecification/ReturnInstructionsDetail/Format	Optional. Specify characteristics of a shipping document to be produced.
ShippingDocumentSpecification/ReturnInstructionsDetail/CustomText	Optional. Specify additional customer provided text to be inserted into the return document.
RequestedShipment/PackageCount	Required. This element is required if you want to process a multiple-package shipment. FedEx allows up to 99 pieces in a single transaction.
RequestedShipment/RequestedPackageLineItems	<p>Required. An array of individual package attributes.</p> <ul style="list-style-type: none"> • Single piece tag requests will have one RequestedPackageLineItem. • Multiple piece tag requests will have multiple RequestedPackageLineItems. • RequestedPackageLineItems cannot exceed 99.
RequestedShipment/RequestedPackageLineItems/SpecialServicesRequested/DangerousGoodsDetail/UploadedTrackingNumber	UploadedTrackingNumber element is used to identify an instance of an uploaded dangerous goods handling unit. This element is required only if you have already validated DG data using the FedEx provided Dangerous Goods / Hazardous Materials information upload option.
ProcessShipmentRequest/RequestedShipment/SpecialServicesRequested/ShipmentDryIceDetail	Descriptive data required for a FedEx shipment containing dangerous materials. This element is required when SpecialServiceType .DANGEROUS_GOODS or HAZARDOUS_MATERIAL is present in the SpecialServiceTypes collection.
ProcessShipmentRequest/RequestedShipment/SpecialServicesRequested/ShipmentDryIceDetail	Total number of packages in the shipment that contain dry ice.

Element	Description
packageCount	
ProcessShipmentRequest/ RequestedShipment/ SpecialServicesRequested/ ShipmentDryIceDetail/ totalWeight	Total shipment dry ice weight for all packages.
ProcessShipmentRequest/ RequestedShipment/ SpecialServicesRequested/ ShipmentDryIceDetail/ processingOptions	SHIPMENT_LEVEL_DRY_ICE_ONLY This option Specify that dry ice information is only applicable at the shipment level. Package level dry ice information would not apply
RequestedShipment/ RequestedPackageLineItems/ InsuredValue	Optional. This is the declared value for an individual package. Use this element if you want to declare a higher value. <i>Note: InsuredValue refers to declared value of the package. InsuredValue element includes currency and amount.</i>
RequestedShipment/ RequestedShipment/ RequestedPackageLineItems/ InsuredValue/Amount	Optional. FedEx liability for each package is limited to \$100USD unless a higher value is declared and paid for. Use this element if you want to declare a higher value. <i>Note: "InsuredValue" refers to declared value of the package.</i>
RequestedShipment/ RequestedPackageLineItems/ Weight	Required. Weight element includes units and value.
RequestedShipment/ RequestedPackageLineItems/ Weight/Value	Required. If you include the PackageCount element in your request, the Weight/Value element must equal the total weight of the packages to be picked up.
RequestedShipment/ RequestedPackageLineItems/ ItemDescription	Optional. The text describing the package.
RequestedShipment/ RequestedPackageLineItems/ CustomerReferences/ CustomerReferenceType	Optional. A maximum of 40 characters is accepted in this element. This element allows customer-defined notes to print on the shipping label. Use RMA_ASSOCIATION to associate outbound and return shipments by the RMA Number.
RequestedShipment/ RequestedPackageLineItems/ CustomerReferences/ Value	Optional. A maximum of 40 characters is accepted in this element. This element allows customer-defined notes to print on the shipping label. <i>Note: A maximum of 20 characters is accepted for the RMA_ASSOCIATION CustomerReferenceType.</i>

Element	Description
RequestedShipment/ RequestedPackageLineitems/ CustomerReferences/ CustomerReferenceType	Optional. Specify where to print the customer reference value. Valid values: <ul style="list-style-type: none"> • BILL_OF_LADING • CUSTOMER_REFERENCE • DEPARTMENT_NUMBER • ELECTRONIC_PRODUCT_CODE • INTRACOUNTRY_REGULATORY_REFERENCE • INVOICE_NUMBER • P_O_NUMBER • RMA_ASSOCIATION • SHIPMENT_INTEGRITY • STORE_NUMBER
ShippingDocumentSpecification /FreightAddressLabelDetail/ DocTabContent /DocTabContentType	Valid values: <ul style="list-style-type: none"> • BARCODED • CUSTOM • MINIMUM • STANDARD • ZONE001
RequestedShipment/ RequestedPackageLineItem/ PackageSpecialServicesRequested/ DangerousGoodsDetail/ DangerousGoodsContainer/ HazardousCommodityContent/ NetExplosiveDetail	The total mass of the contained explosive substances, without the mass of any casings, bullets, shells, etc.
RequestedPackageLineItem/ PackageSpecialServicesRequested/ DangerousGoodsDetail/ DangerousGoodsContainer /HazardousCommodityContent/ NetExplosiveDetail/ NetExplosiveClassificationType	Valid values: <ul style="list-style-type: none"> • NET_EXPLOSIVE_CONTENT • NET_EXPLOSIVE_MASS • NET_EXPLOSIVE_QUANTITY • NET_EXPLOSIVE_WEIGHT
RequestedShipment/ LabelSpecification/ CustomerSpecifiedLabelDetail/ LabelMaskableDataType	Names of data elements/areas which may be suppressed from printing on labels. <ul style="list-style-type: none"> • CUSTOMS_VALUE • DUTIES_AND_TAXES_PAYOR_ACCOUNT_NUMBER • SECONDARY_BARCODE

Element	Description
	<ul style="list-style-type: none"> SHIPPER_ACCOUNT_NUMBER TERMS_AND_CONDITIONS TRANSPORTATION_CHARGES_PAYOR_ACCOUNT_NUMBER
RequestedShipment/ SmartPostShipmentDetail/ SmartPostShipmentProcessing OptionsRequested	<p>Through this option, an existing SmartPost small shipper or return shipper can specify to have the Ground tracking number provided in the shipment reply. This is a contingency feature in case the customer requires the Ground tracking number for internal processes or for tracking SmartPost shipments. The Ground tracking number will only be provided for existing SmartPost small shippers or return shippers.</p> <p>Customers will have the same reporting and tracking capabilities as today when they receive a Ground tracking number. However, the Ground tracking number will not be printed on the FXSP shipping label.</p> <p>fedex.com provides the same tracking visibility for SmartPost shipments when using either the SmartPost tracking number or the Ground tracking number.</p> <p>Fedex recommends using fedex.com, rather than USPS.com, for all tracking activities for SmartPost shipments.</p>
Requestedshipment/ SmartPostShipmentDetail/ SmartPostShipmentProcessing OptionsRequested/ SmartPostShipmentProcessing OptionType	<p>Valid value:</p> <ul style="list-style-type: none"> GROUND_TRACKING_NUMBER_REQUESTED

23.2.2.2 Delete Tag Request

If the package has not yet been picked up by the carrier, then the ReturnTag request can be deleted using the DeleteTagRequest process method of the Ship WSDL. In addition to the standard AuthenticationDetail and ClientDetail elements required for all services, the following elements are required for a DeleteTagRequest:

Table 188. DeleteTagRequest Elements

Element	Description
DeleteTagRequest/DispatchLocationId	Optional. Required to cancel FedEx Express Tags. Only used for tags which had FedEx Express services.
DeleteTagRequest/DispatchDate	Required. Specify the date that the dispatch was requested. Format: YYYY-MM-DD.
DeleteTagRequest/Payment	Required.

Element	Description
	If the original ProcessTagRequest specified third-party payment, then the delete request must contain the same pay type and payor account number for security purposes.
DeleteTagRequest/ConfirmationNumber	Required. This number is returned in the DeleteTagReply. To identify the Tag request you want to delete, this number must be included.

23.2.3 Express Tag Availability

Before creating a Process Tag request, you can use the ExpressTagAvailabilityRequest from the ReturnTagService WSDL to check valid access/pickup times and ready times for Express services only. In addition to the standard AuthenticationDetail and Client detail elements required for all services, the following element is required:

Table 189. ExpressTagAvailabilityRequest Element

Element	Description
ExpressTagAvailabilityRequest	The following elements are required: <ul style="list-style-type: none"> ReadyDateTime - This element must contain the date and time the package will be ready for pickup (Format: YYYY-MM-DDTHH:MM:SS, Example: 2014-02-10T12:00:00). OriginAddress Service – FedEx Express services only Packaging

In addition to transaction details and error conditions, the ExpressTagAvailabilityReply returns the following information:

Table 190. Express Tag Availability Reply Elements

Element	Description
AccessTime	This is the minimum time window that must be allocated for the FedEx courier to make the pickup. The difference between the Business Close Time (or the local "cutoff time" if it is earlier than the Business Close Time) and the Package Ready Time must be equal to, or exceed, the access time. <i>Note: Access time requirements vary by postal code.</i>
ReadyTime	The latest time a FedEx courier can pick up the FedEx ExpressTag® package. <i>Note: Ready times vary by postal code.</i>
Availability	Indicates the FedEx ExpressTag service availability at the shipper postal code indicated in the Request. Valid values: <ul style="list-style-type: none"> NEXT_DAY_AVAILABLE

Element	Description
	<ul style="list-style-type: none"> <li data-bbox="487 304 1047 336">SAME_DAY_AND_NEXT_DAY_AVAILABLE

23.3 FedEx Print Return Label

FedEx Print Return Label is ideal for retail products, legal documents, pharmaceuticals, and warranty/repair services.

Use the ProcessShipmentRequest transaction to print a return label and include it in the original shipment to your customer, or send it separately. To use the print return label, your customer simply prepares their package for shipping and applies the return label. Then they may tender the FedEx Express® U.S. or international package, FedEx Ground® package or FedEx International Ground® package to FedEx by scheduling a pickup, using a regular scheduled pickup, or visiting a FedEx dropoff location. Alternatively, FedEx SmartPost® returns (for daily average volume of over 100) may be tendered to any USPS access point, including the shipper's mailbox.

In addition, a Returns Material Authorization (RMA) reference number can be included in your ship transaction. The RMA number prints on the label and your FedEx invoice and can be used to track the return package. FedEx Express, FedEx Ground, and FedEx SmartPost return labels are interchangeable, regardless of the original shipping service. For example, you can send the original shipment using a FedEx Express service, but include a FedEx Ground return label as part of your packing documents.

23.3.1 FedEx Print Return Label Service Details

The following service details apply to FedEx Express and FedEx Ground return labels:

- In the U.S., printed return labels are available for FedEx First Overnight®, FedEx Priority Overnight®, FedEx Standard Overnight®, FedEx 2Day®, FedEx 2Day® A.M., FedEx Ground®, FedEx Home Delivery®, FedEx 2Day® Freight, and FedEx 3Day® Freight throughout the 50 United States.
- FedEx Express Saver® and FedEx 1Day® Freight services are not available.
- For international destinations, printed return labels are available for FedEx International First®, FedEx International Priority®, FedEx International Economy®, FedEx International Priority® Freight, FedEx International Economy® Freight and FedEx International Ground®.
- Additional service options include Saturday Service, Dry Ice Shipments, and [Hold at FedEx Location](#).
- Dangerous Goods and Hazardous Materials cannot be shipped.
- The maximum declared value is
 - \$1,000USD for FedEx First Overnight, FedEx Priority Overnight, FedEx Standard Overnight, and FedEx 2Day.
 - \$50,000USD for FedEx 2Day Freight and FedEx 3Day Freight.
 - \$100USD for FedEx Ground and FedEx Home Delivery.

For more detailed information about the services offered by FedEx, see the electronic [FedEx Service Guide](#).

23.4 FedEx Express/Ground Return Label Coding Details

The following coding details apply to FedEx Express and Ground return labels:

- The system automatically generates customized instructions for the return shipper, which can be included with the shipment labels and/or generated separately.
- You can identify the specific reason for the return of the shipment using the `CustomsOptionDetail/CustomsOptionsType` element.
- Customs clearance documents must be generated by country to ensure shipments are captured and processed correctly.
- Printed return labels do not expire and are valid for transportation use anytime. However, if the label is more than 255 days old, then the customer will not be able to track the shipment, even though the label is still usable.
- Returns shipments are billed upon the delivery scan.
- Returns packages are available in FedEx InSight® after the possession scan is received by FedEx systems.
- Returns shipments can be deleted using `DeleteShipment` until a Close is performed, either by using the Close Service for FedEx Ground or the end-of-day Close performed at FedEx for FedEx Express shipments. After the shipping day is closed, returns shipments cannot be canceled.
- All label formats supported by FedEx Web Services (laser and thermal) are available for Returns shipping labels.
- You can associate Express outbound and return shipments together using the `SpecialServicesRequested/ReturnShipmentDetail/ReturnAssociation/TrackingNumber` element. This allows you to track both shipments at the same time using the Returns Merchant Authorization number (RMA) or tracking number. For Ground, you can only associate outbound and return shipments together by using the `CustomerReferenceType` of `RMA_ASSOCIATION`.
- You can also specify a return and outbound shipping email label. See *Email Label* section of **Ship Service** for more information.

You can override the shipper address information for a returns shipment by using the Alternate Return Address feature. See *Alternate Return Address* section of **Ship Service** for more information.

- You can direct the signed return receipt to a different address.
- Rate quotes are included in the reply for a returns shipment.
- Return shipments must be processed as a single piece shipment. Multiple piece shipments are not supported.

23.4.1 Print Return Label Elements

Ensure you are including the return documentation and labels inside the package for your customer. Only the outbound documentation and labels go inside the pouch on the outside of the box.

Include the following elements in your `ProcessShipmentRequest` to receive a return label in your Ship reply:

Table 191. Print Return Label Elements

Element	Description
RequestedShipment /ShipmentSpecialServicesRequested/ SpecialServiceTypes	Optional The types of all special services requested for the enclosing shipment (or other shipment-level transaction). Valid values: <ul style="list-style-type: none"> • RETURNS_CLEARANCE • RETURN_SHIPMENT
RequestedShipment/ ShipmentSpecialServicesRequested/ DeliveryOnInvoiceAcceptanceDetail	Optional Allows customers to direct the signed return receipt to a different address.
RequestedShipment/ ShipmentSpecialServicesRequested/ ReturnShipmentDetail/ReturnType	Required The type of return shipment being requested. The valid value is PRINT_RETURN_LABEL. With this option you can print a return label to insert into the box of an outbound shipment. This option cannot be used to print an outbound label.
RequestedShipment/ ShipmentSpecialServicesRequested/ ReturnShipmentDetail/Rma	Optional Return Merchant Authorization (RMA) If the RMA element is included in the Ship request, the return Reason description may be entered. This element allows you to enter up to 60 alpha-numeric characters.
RequestedShipment/ ShipmentSpecialServicesRequested/ ReturnShipmentDetail/ReturnEmailDetail	Optional Describes specific information about the email label shipment. You can also specify a return and outbound email label. For more information, see Email Labels section of Open Shipping.
RequestedShipment/ ShipmentSpecialServicesRequested/ ReturnShipmentDetail/ReturnAssociation	Optional Specify the data for the outbound shipment associated with the return.
RequestedShipment/ ShippingDocumentSpecification /ReturnInstructionsDetail	Optional Specify the production of the return instructions document.
RequestedShipment /ShippingDocumentSpecification/ ReturnInstructionsDetail/Format	Optional Specify the format of the Return Instructions shipping document.
RequestedShipment/ ShippingDocumentSpecification/ ReturnInstructionsDetail/CustomText	Optional Specify the additional customer provided text to be inserted into the return document.

23.5 Alternate Return Address

FedEx Web Services offer an alternate return address option that allows you to override your shipper address and print a different address on the shipping label. For example, if you send a package that is undeliverable, you may use this option to display your returns processing facility address so that FedEx will return the package to that address instead of your shipping facility address.

23.5.1 Alternate Return Address Coding Details

The elements required to override your shipper address are provided in the ShipService WSDL. This table contains alternate return address request elements:

Table 192. Alternate Return Request Elements

Element	Description
LabelSpecification/PrintedLabelOrigin/Contact	Optional If present, this contact information will replace the return address information on the label. The descriptive data for a point-of-contact person.
LabelSpecification/PrintedLabelOrigin/Address	Optional If present, this address information will replace the return address information on the label. The descriptive data for a physical location.

24 Ship Service

Use the ShipService WSDL to process and submit various shipping requests to FedEx, such as FedEx Express® and FedEx Ground® U.S and international shipments as well as Return shipments. Each shipping request will contain descriptive information for each shipment. The ShipService WSDL also offers you a service to validate your shipping requests prior to actually submitting a true shipment to FedEx.

Refer to the following sections for information about the respective shipping services:

- [FedEx Express U.S.Shipping](#)
- [FedEx Intra-Country Shipping](#)
- [FedEx Ground U.S.Shipping](#)
- [FedEx Express International Shipping](#)
- [FedEx International Ground Shipping](#)

24.1 Shipping Services by Region

This table outlines available FedEx shipping services by region:

Table 193. Shipping Services by Region

Region	FedEx Express U.S.	FedEx Express International	FedEx Ground U.S	FedEx International Ground	Intra-Country Service*
United States	X	X	X	X	X
Canada		X		X	X
Asian Pacific countries (APAC)		X			
Europe, Middle East and Africa (EMEA)		X			
Latin American countries (LAC)		X			

Note 1: Intra-country indicates shipping service within a specific country or region. Refer to FedEx Express International Shipping section of Ship Service for a list of countries that support intra-country shipping services.

Note 2: Billing to a Venezuela (VE) account for VE inbound shipments and Third party billing to a VE account for non VE shipments is not be available.

24.2 Ship Service Coding Basics

This section describes the Web Services elements needed to create, cancel, and validate shipments.

24.2.1 Create Shipment Using Process Shipment Request

The ProcessShipmentRequest requires the RequestedShipment *complex element*, which is made up of the following elements.

Table 194. Requested Shipment Elements

Element	Description
ShipTimestamp	<p>Required</p> <p>Identifies the date and time the package is tendered to FedEx. Both the date and time portions of the string are expected to be used. The date should not be a past date or a date more than 10 days in the future. The time is the local time of the shipment based on the shipper's time zone.</p> <p>The date format must be YYYY-MM-DDTHH:MM:SS-xx:xx. The time must be in the format: HH:MM:SS using a 24-hour clock. The date and time are separated by the letter T, such as 2009-06-26T17:00:00. The UTC offset indicates the number of hours/minutes, such as xx:xx, from UTC; for example, 2009-06-26T17:00:00-04:00 is defined as June 26, 2009 5:00 p.m. Eastern Time.</p> <p>See the Developer Guide Appendix "Time Zones" for more information about time zones.</p>
DropoffType	<p>Required</p> <p>Identifies the method by which the package is to be tendered to FedEx. This element does not dispatch a courier for package pickup. See DropoffType for list of valid enumerated values.</p>
ServiceType	<p>Required</p> <p>Identifies the FedEx service to use in shipping the package. See ServiceType for list of valid enumerated values.</p>
PackagingType	<p>Required</p> <p>Identifies the packaging used by the requestor for the package. See PackagingType for list of valid enumerated values.</p>
ManifestDetail	<p>This identifies which customer reference element used as the manifest ID. This element is required in order to close by reference.</p>
TotalWeight	<p>Identifies the total weight of the shipment being conveyed to FedEx. This is only applicable to International shipments and should only be used on the first package of a multiple-package shipment.</p>
TotalInsuredValue	<p>Total insured value amount.</p>

Element	Description
PreferredCurrency	Indicates the currency the caller requests to have used in all returned monetary values (when a choice is possible). Used in conjunction with the RateRequest Types element
RequestedShipment/ ShipmentAuthorizationDetail	Specify details about the entity responsible for the shipment.
RequestedShipment/ ShipmentAuthorizationDetail/ accountNumber	Provides details about a specific FedEx customer account.
Shipper	Required Descriptive data identifying the party responsible for shipping the package. Shipper and Origin should have the same address.
Recipient	Required Descriptive data identifying the party receiving the package.
RecipientLocationNumber	A unique identifier for a recipient location.
Origin	Identifies the shipment's physical starting address if different from the shipper.
SoldTo	Indicates the party responsible for purchasing the goods shipped from the shipper to the recipient. The sold to party is not necessarily the recipient or the importer of record. The sold to party is relevant when the purchaser, rather than the recipient determines when certain customs regulations apply.
ShippingChargesPayment	Required Descriptive data indicating the method and means of payment to FedEx for providing shipping services.
SpecialServicesRequested	Descriptive data regarding special services requested by the shipper for this shipment. If the shipper is requesting a special service which requires additional data, such as C.O.D., the special service type must be present in the ShipmentSpecialServicesRequested/ SpecialServiceTypes collection, and the supporting detail must be provided in the appropriate sub-object. For example, to request C.O.D., "COD" must be included in the SpecialServiceTypes collection and the CodDetail object must contain the required data.
ExpressFreightDetail	Details specific to a FedEx Express Freight® shipment (i.e. FedEx First Freight, FedEx 1Day, 2Day, and 3Day Freight).
FreightShipmentDetail	Details specific to a FedEx Freight LTL shipment (i.e. FedEx Priority and Economy Freight).
DeliveryInstructions	Used with FedEx Home Delivery® and FedEx Freight.

Element	Description
VariableHandlingChargeDetail	Details about how to calculate variable handling charges at the shipment level.
CustomsClearanceDetail	Information about this package that only applies to an international (export) shipment or return.
PickupDetail	For use in "process tag" transaction.
SmartPostDetail	Details specific to FedEx SmartPost shipments.
BlockInsightVisibility	If true, only the shipper/payor will have visibility of this shipment.
LabelSpecification	Required Details about the image type, printer format, and label stock for label. Can also specify customer specific details such as doc-tab content, regulatory labels, and mask data on the label.
ShippingDocumentSpecification	Contains all data required for additional (non-label) shipping documents to be produced with a specific shipment.
ShippingDocumentSpecification/CustomDocumentDetail	Data required to produce a custom-specified document, either at shipment or package level.
CustomDocumentDetail/Format	Common information controlling document production.
CustomDocumentDetail/LabelPrintingOrientation	Applicable only to documents produced on thermal printers with roll stock.
CustomDocumentDetail/LabelRotation	Applicable only to documents produced on thermal printers with roll stock.
CustomDocumentDetail/SpecificationId	Identifies the formatting specification used to construct this custom document.
CustomDocumentDetail/CustomDocumentIdentifier	Identifies the individual document specified by the client.
CustomDocumentDetail/DocTabContent	If provided, thermal documents will include specified doc tab content. If omitted, document will be produced without doc tab content.
CustomDocumentDetail/CustomLabelDetail	This allows the customer to define how custom information is to be positioned and formatted on a custom label or the customizable portion of a shipping label, and what the custom information should be.
CustomLabelDetail/CoordinateUnits	Valid values are: <ul style="list-style-type: none"> • MILS (thousandths of an inch) • PIXELS (device-dependent)

Element	Description
CustomLabelDetail/TextEntries	Constructed string, based on format and zero or more data fields, printed in specified printer font (for thermal labels) or generic font/size (for plain paper labels).
CustomLabelDetail/GraphicEntries	Image to be included from printer's memory, or from a local file for offline clients.
CustomLabelDetail/BoxEntries	Solid (filled) rectangular area on label.
CustomLabelDetail/ CustomLabelTextBoxEntry	Constructed string, based on format and zero or more data fields, printed in specified printer font (for thermal labels) or generic font/size (for plain paper labels).
CustomLabelTextBoxEntry/ TopLeftCorner	Horizontal and vertical position, relative to left edge of custom area.
CustomLabelTextBoxEntry/ BottomRightCorner	Horizontal and vertical position, relative to left edge of custom area.
CustomLabelTextBoxEntry/Position	Horizontal and vertical position, relative to left edge of custom area.
CustomLabelTextBoxEntry/Format	Format
CustomLabelTextBoxEntry/ DataFields	Data fields
CustomLabelTextBoxEntry/ ThermalFontId	Printer-specific font name for use with thermal printer labels.
CustomLabelTextBoxEntry/ FontName	Generic font name for use with plain paper labels.
CustomLabelTextBoxEntry/ FontSize	Generic font size for use with plain paper labels.
CustomLabelTextBoxEntry/ Rotation	Describes the rotation of an item from its default orientation. Valid values are: <ul style="list-style-type: none"> • NONE • RIGHT • UPSIDE_DOWN
CustomLabelDetail/BarcodeEntries	Constructed string, based on format and zero or more data fields, printed in specified barcode symbology.
ShippingDocumentSpecification/ FreightAddressLabelDetail/ DocTabContent/ DocTabContentType	Valid values are: <ul style="list-style-type: none"> • BARCODED • CUSTOM • MINIMUM • STANDARD

Element	Description
	<ul style="list-style-type: none"> ZONE001
RateRequestTypes	<p>Indicates the type of rates to be returned. Valid values are:</p> <ul style="list-style-type: none"> LIST — Returns published rates in response PREFERRED — Returns rates in currency specified in the PreferredCurrency element NONE — Returns no rates in response.
EdtRequestType	<p>Specify whether the customer wishes to have Estimated Duties and Taxes provided with the rate quotation on this shipment. Only applies with shipments moving under international services.</p>
MasterTrackingId	<p>Used when requesting child pieces in a multiple-package shipment (MPS). The master tracking information will be returned in reply from the first package requested for a multiple-package shipment. That master tracking information is then inserted into the requests for each additional package requested for that multiple-package shipment.</p>
PackageCount	<p>Required For an MPS, this is the total number of packages in the shipment.</p>
ConfigurationData	<p>Specify data structures that may be re-used multiple times with a single shipment.</p>
RequestedPackageLineItems	<p>One or more package-attribute descriptions, each of which describes an individual package, a group of identical packages, or (for the total-piece-total-weight case) common characteristics of packages in the shipment.</p>
RequestedPackageLineItem/ PackageSpecialServicesRequested/ DangerousGoodsDetail/ DangerousGoodsContainer/ HazardousCommodityContent/ NetExplosiveDetail	<p>The total mass of the contained explosive substances, without the mass of any casings, bullets, shells, etc.</p>
RequestedPackageLineItem/ PackageSpecialServicesRequested/ DangerousGoodsDetail/ DangerousGoodsContainer/ HazardousCommodityContent/ NetExplosiveDetail/ NetExplosiveClassificationType	<p>Valid values:</p> <ul style="list-style-type: none"> NET_EXPLOSIVE_CONTENT NET_EXPLOSIVE_MASS NET_EXPLOSIVE_QUANTITY NET_EXPLOSIVE_WEIGHT
ReturnInstructionsDetail/ ShippingDocumentFormat/ documentFormatOptionsrequested/ Document formatOptions	<p>The value will suppress English language if another language is specified in language code field. (Default is English) Valid value: SUPPRESS_ADDITIONAL_LANGUAGES</p>

Element	Description
SpecialServicesRequested/PendingShipmentDetail/EmailLabelDetail	<p>Describes specific information about the email label shipment.</p> <ul style="list-style-type: none"> • Message: Content of the email message • Recipients: EMailRecipient • emailAddress - email address of the recipient • role - role type of the recipient • optionsRequested localization
SpecialServicesRequested/PendingShipmentDetail/ProcessingOptions	<p>ALLOW_MODIFICATIONS This allows the Email Label originator to specify if the completer can make modifications to editable shipment data.</p>
SpecialServicesRequested/RecommendedDocumentSpecification	<p>Valid values:</p> <ul style="list-style-type: none"> • ANTIQUE_STATEMENT_EUROPEAN_UNION • ANTIQUE_STATEMENT_UNITED_STATES • ASSEMBLER_DECLARATION • BEARING_WORKSHEET • FILM_AND_VIDEO_CERTIFICATE • CERTIFICATE_OF_SHIPMENTS_TO_SYRIA • PRINTED_CIRCUIT_BOARD_WORKSHEET • COMMERCIAL_INVOICE_FOR_THE_CARIBBEAN_COMMON_MARKET • CONIFEROUS_SOLID_WOOD_PACKAGING_MATERIAL_TO_THE_PEOPLES_REPUBLIC_OF_CHINA • DECLARATION_OF_IMPORTED_ELECTRONIC_PRODUCTS_SUBJECT_TO_RADIATION_CONTROL_STANDARD • DECLARATION_OF_BIOLOGICAL_STANDARDS" • ELECTRONIC_INTEGRATED_CIRCUIT_WORKSHEET • INTERIM_FOOTWEAR_INVOICE • NAFTA_CERTIFICATE_OF_ORIGIN_UNITED_STATES • NAFTA_CERTIFICATE_OF_ORIGIN_CANADA_FRENCH • NAFTA_CERTIFICATE_OF_ORIGIN_CANADA_ENGLISH • NAFTA_CERTIFICATE_OF_ORIGIN_SPANISH • PACKING_LIST • REPAIRED_WATCH_BREAKOUT_WORKSHEET • DECLARATION_FOR_FREE_ENTRY_OF_RETURNED_AMERICAN_PRODUCTS

Element	Description
	<ul style="list-style-type: none"> • STATEMENT_REGARDING_THE_IMPORT_OF_RADIO_FREQUENCY_DEVICES • TOXIC_SUBSTANCES_CONTROL_ACT • UNITED_STATES_WATCH_REPAIR_DECLARATION • UNITED_STATES_NEW_WATCH_WORKSHEET • UNITED_STATES_CARIBBEAN_BASIN_TRADE_PARTNERS_HIP_ACT_CERTIFICATE_OF_ORIGIN_TEXTILES • UNITED_STATES_CARIBBEAN_BASIN_TRADE_PARTNERS_HIP_ACT_CERTIFICATE_OF_ORIGIN_NON_TEXTILES
specialServicesRequested/ pendingShipmentDetail/ documentReferences/ documentProducer	<p>Specify details for uploaded documents provided by the shipment initiator.</p> <p>Valid values:</p> <ul style="list-style-type: none"> • CUSTOMER • FEDEX_CAFE • FEDEX_CLS • FEDEX_FIDT • FEDEX_FXRS • FEDEX_GSMW • FEDEX_GTM • OTHER
specialServicesRequested/ pendingShipmentDetail/ documentReferences/ documentIdProducer	<p>Specify details for uploaded documents provided by the shipment initiator.</p> <p>Valid values:</p> <ul style="list-style-type: none"> • CUSTOMER • FEDEX_CAFE • FEDEX_CSHP • FEDEX_FXRS • FEDEX_GSMW • FEDEX_GTM • FEDEX_INET
LabelSpecification/ LabelOrderType	<p>Specify the order in which the labels will be returned. Valid values:</p> <ul style="list-style-type: none"> • SHIPPING_LABEL_FIRST • SHIPPING_LABEL_LAST

Element	Description
ShippingDocumentSpecification/ ReturnedShippingDocumentType	<ul style="list-style-type: none"> • AUXILIARY_LABEL • CERTIFICATE_OF_ORIGIN • COD_AND_DELIVERY_ON_INVOICE_ACCEPTANCE_RETURN_2_D_BARCODE • COD_AND_DELIVERY_ON_INVOICE_ACCEPTANCE_RETURN_LABEL • COD_RETURN_2_D_BARCODE • COD_RETURN_LABEL • COMMERCIAL_INVOICE • CUSTOM_PACKAGE_DOCUMENT • CUSTOM_SHIPMENT_DOCUMENT • DANGEROUS_GOODS_SHIPPERS_DECLARATION • DELIVERY_ON_INVOICE_ACCEPTANCE_RETURN_2_D_BARCODE • DELIVERY_ON_INVOICE_ACCEPTANCE_RETURN_LABEL • ETD_LABEL • EXPORT_DECLARATION • FREIGHT_ADDRESS_LABEL • GENERAL_AGENCY_AGREEMENT • GROUND_BARCODE • NAFTA_CERTIFICATE_OF_ORIGIN • OP_900 • OUTBOUND_2_D_BARCODE • OUTBOUND_LABEL • PRO_FORMA_INVOICE • RECIPIENT_ADDRESS_BARCODE • RECIPIENT_POSTAL_BARCODE • RETURN_INSTRUCTIONS • TERMS_AND_CONDITIONS • USPS_BARCODE
ShippingDocumentSpecification/ ShippingDocumentTypes	<ul style="list-style-type: none"> • CERTIFICATE_OF_ORIGIN • COMMERCIAL_INVOICE • CUSTOM_PACKAGE_DOCUMENT

Element	Description
	<ul style="list-style-type: none"> • CUSTOM_SHIPMENT_DOCUMENT • CUSTOMER_SPECIFIED_LABELS • DANGEROUS_GOODS_SHIPPERS_DECLARATION • EXPORT_DECLARATION • FREIGHT_ADDRESS_LABEL • GENERAL_AGENCY_AGREEMENT • LABEL • NAFTA_CERTIFICATE_OF_ORIGIN • OP_900 • PRO_FORMA_INVOICE • RETURN_INSTRUCTIONS
RequestedPackageLineItem/ ItemDescriptionForClearance	Required for UAE; Otherwise: Optional – This element is for the customer to describe the content of the package for customs clearance purposes. This applies to intra-UAE, intra-Columbia and intra-Brazil shipments.
LabelSpecification/ CustomerSpecifiedLabelDetail/ LabelMaskableDataType	<p>Names of data elements/areas which may be suppressed from printing on labels.</p> <ul style="list-style-type: none"> • CUSTOMS_VALUE • DUTIES_AND_TAXES_PAYOR_ACCOUNT_NUMBER • SECONDARY_BARCODE • SHIPPER_ACCOUNT_NUMBER • TERMS_AND_CONDITIONS • TRANSPORTATION_CHARGES_PAYOR_ACCOUNT_NUMBER
RequestedShipment/ SmartPostShipmentDetail/ SmartPostShipmentProcessing OptionsRequested	<p>Through this option, an existing SmartPost small shipper or return shipper can specify to have the Ground tracking number provided in the shipment reply. This is a contingency feature in case the customer requires the Ground tracking number for internal processes or for tracking SmartPost shipments.</p> <p>The Ground tracking number will only be provided for existing SmartPost small shippers or return shippers. Customers will have the same reporting and tracking capabilities as today when they receive a Ground tracking number. However, the Ground tracking number will not be printed on the FXSP shipping label.</p> <p>fedex.com provides the same tracking visibility for SmartPost shipments when using either the SmartPost tracking number or the Ground tracking number.</p> <p>Fedex recommends using fedex.com, rather than USPS.com, for all tracking activities for SmartPost shipments.</p>

Element	Description
RequestedShipment/ SmartPostShipmentDetail/ SmartPostShipmentProcessing OptionsRequested/ SmartPostShipmentProcessing OptionType	Valid values: <ul style="list-style-type: none"> GROUND_TRACKING_NUMBER_REQUESTED

Example 34: Process Shipment Request

```

<soapenv:Envelope xmlns:soapenv="http://schemas.xmlsoap.org/soap/envelope/"
xmlns:v17="http://fedex.com/ws/ship/v17">
  <soapenv:Header/>
  <soapenv:Body>
    <v17:ProcessShipmentRequest>
      <v17:WebAuthenticationDetail>
        <v17:ParentCredential>
          <v17:Key>XXXXXXXXXX</v17:Key>
          <v17:Password></v17:Password>
        </v17:ParentCredential>
        <v17:UserCredential>
          <v17:Key>XXXXXXXXXX</v17:Key>
          <v17:Password></v17:Password>
        </v17:UserCredential>
      </v17:WebAuthenticationDetail>
      <v17:ClientDetail>
        <v17:AccountNumber>XXXXXXXXXX</v17:AccountNumber>
        <v17:MeterNumber>XXXXXXX</v17:MeterNumber>
        <v17:MeterInstance>string</v17:MeterInstance>
        <v17:CompanyId>Syntel</v17:CompanyId>
        <v17:SoftwareId>WSGW</v17:SoftwareId>
        <v17:SoftwareRelease>3100</v17:SoftwareRelease>
        <v17:ClientProductId>WAPI123</v17:ClientProductId>
        <v17:ClientProductVersion>SHIPENT</v17:ClientProductVersion>
        <v17:MiddlewareProductId>B123</v17:MiddlewareProductId>
        <v17:MiddlewareProductVersion>SHIPENT</v17:MiddlewareProductVersion>
        <v17:IntegratorId>INT123</v17:IntegratorId>
        <v17:Region>US</v17:Region>
        <v17:AutoConfigurationType>ENTERPRISE</v17:AutoConfigurationType>
        <v17:InitiativeManifest>
          <v17:Content>string</v17:Content>
        </v17:InitiativeManifest>
      </v17:ClientDetail>
    </v17:ProcessShipmentRequest>
  </soapenv:Body>
</soapenv:Envelope>

```



```
</v17:InitiativeManifest>
<v17:Localization>
  <v17:LanguageCode>EN</v17:LanguageCode>
  <v17:LocaleCode>en</v17:LocaleCode>
</v17:Localization>
</v17:ClientDetail>
<v17:TransactionDetail>
  <v17:CustomerTransactionId>ProcessShip_Basic</v17:CustomerTransactionId>
</v17:TransactionDetail>
<v17:Version>
  <v17:ServiceId>ship</v17:ServiceId>
  <v17:Major>17</v17:Major>
  <v17:Intermediate>0</v17:Intermediate>
  <v17:Minor>0</v17:Minor>
</v17:Version>
<v17:RequestedShipment>
  <v17:ShipTimestamp>YYYY-MM-DDT15:46:24-06:00</v17:ShipTimestamp>
  <v17:DropoffType>REGULAR_PICKUP</v17:DropoffType>
  <v17:ServiceType>INTERNATIONAL_PRIORITY</v17:ServiceType>
  <v17:PackagingType>YOUR_PACKAGING</v17:PackagingType>
  <v17:Shipper>
    <v17:AccountNumber>XXXXXXXXXX</v17:AccountNumber>
    <v17:Contact>
      <v17:PersonName>Sender_Name</v17:PersonName>
      <v17:CompanyName>SndrConnm</v17:CompanyName>
      <v17:PhoneNumber>XXXXXXXXXX</v17:PhoneNumber>
      <v17:EMailAddress/>
    </v17:Contact>
    <v17:Address>
      <v17:StreetLines>Shipper Address Line 1</v17:StreetLines>
      <v17:StreetLines>Shipper Address Line 2</v17:StreetLines>
      <v17:City>Memphis</v17:City>
      <v17:StateOrProvinceCode>TN</v17:StateOrProvinceCode>
      <v17:PostalCode>38117</v17:PostalCode>
      <v17:CountryCode>US</v17:CountryCode>
    </v17:Address>
  </v17:Shipper>
  <v17:Recipient>
    <v17:Contact>
      <v17:PersonName>SHIP TO CONTACT NAME</v17:PersonName>
      <v17:CompanyName>SHIP TO RECIPIENT CMPNY</v17:CompanyName>
      <v17:PhoneNumber>XXXXXXXXXX</v17:PhoneNumber>
```

```
<v17:EMailAddress>abc@syntelinc.com</v17:EMailAddress>
</v17:Contact>
<v17:Address>
  <v17:StreetLines>TC021 JAN14 US</v17:StreetLines>
  <v17:StreetLines>IP - CuPack - US to BE</v17:StreetLines>
  <v17:City>City</v17:City>
  <v17:StateOrProvinceCode>BE</v17:StateOrProvinceCode>
  <v17:PostalCode>1410</v17:PostalCode>
  <v17:CountryCode>BE</v17:CountryCode>
</v17:Address>
</v17:Recipient>
<v17:Origin>
  <v17:Contact>
    <v17:PersonName>JAN14 CL</v17:PersonName>
    <v17:CompanyName>SndrConnm</v17:CompanyName>
    <v17:PhoneNumber>XXXXXXXXXX</v17:PhoneNumber>
    <v17:EMailAddress/>
  </v17:Contact>
  <v17:Address>
    <v17:StreetLines>Shipper Address Line 1</v17:StreetLines>
    <v17:StreetLines>Shipper Address Line 2</v17:StreetLines>
    <v17:City>City</v17:City>
    <v17:StateOrProvinceCode>TN</v17:StateOrProvinceCode>
    <v17:PostalCode>XXXXX</v17:PostalCode>
    <v17:CountryCode>US</v17:CountryCode>
  </v17:Address>
</v17:Origin>
<v17:ShippingChargesPayment>
  <v17:PaymentType>SENDER</v17:PaymentType>
  <v17:Payor>
    <v17:ResponsibleParty>
      <v17:AccountNumber>XXXXXXXXXX</v17:AccountNumber>
      <v17:Contact>
        <v17:PersonName>JAN14 CL</v17:PersonName>
        <v17:CompanyName>SndrConnm</v17:CompanyName>
        <v17:PhoneNumber>XXXXXXXXXX</v17:PhoneNumber>
        <v17:EMailAddress/>
      </v17:Contact>
      <v17:Address>
        <v17:StreetLines>Shipper Address Line 1</v17:StreetLines>
        <v17:StreetLines>Shipper Address Line 2</v17:StreetLines>
        <v17:City>City</v17:City>
```

```
<v17:StateOrProvinceCode>TN</v17:StateOrProvinceCode>
<v17:PostalCode>XXXXX</v17:PostalCode>
<v17:CountryCode>US</v17:CountryCode>
</v17:Address>
</v17:ResponsibleParty>
</v17:Payor>
</v17:ShippingChargesPayment>
<v17:CustomsClearanceDetail>
  <v17:ImporterOfRecord>
    <v17:AccountNumber>XXXXXXXXXX</v17:AccountNumber>
    <v17:Contact>
      <v17:PersonName>JAN14 CL</v17:PersonName>
      <v17:CompanyName>SndrConnm</v17:CompanyName>
      <v17:PhoneNumber>XXXXXXXXXX</v17:PhoneNumber>
      <v17:EMailAddress/>
    </v17:Contact>
    <v17:Address>
      <v17:StreetLines>Shipper Address Line 1</v17:StreetLines>
      <v17:StreetLines>Shipper Address Line 2</v17:StreetLines>
      <v17:City>Memphis</v17:City>
      <v17:StateOrProvinceCode>TN</v17:StateOrProvinceCode>
      <v17:PostalCode>XXXXX</v17:PostalCode>
      <v17:CountryCode>US</v17:CountryCode>
    </v17:Address>
  </v17:ImporterOfRecord>
  <v17:DutiesPayment>
    <v17:PaymentType>SENDER</v17:PaymentType>
    <v17:Payor>
      <v17:ResponsibleParty>
        <v17:AccountNumber>XXXXXXXXXX</v17:AccountNumber>
        <v17:Contact>
          <v17:PersonName>Sender_Name</v17:PersonName>
          <v17:CompanyName>SndrConnm</v17:CompanyName>
          <v17:PhoneNumber>XXXXXXXXXX</v17:PhoneNumber>
          <v17:EMailAddress/>
        </v17:Contact>
        <v17:Address>
          <v17:StreetLines>Shipper Address Line 1</v17:StreetLines>
          <v17:StreetLines>Shipper Address Line 2</v17:StreetLines>
          <v17:City>City</v17:City>
          <v17:StateOrProvinceCode>TN</v17:StateOrProvinceCode>
          <v17:PostalCode>XXXXX</v17:PostalCode>
```

```
        <v17:CountryCode>US</v17:CountryCode>
      </v17:Address>
    </v17:ResponsibleParty>
  </v17:Payor>
</v17:DutiesPayment>
<v17:DocumentContent>DOCUMENTS_ONLY</v17:DocumentContent>
<v17:CustomsValue>
  <v17:Currency>USD</v17:Currency>
  <v17:Amount>100</v17:Amount>
</v17:CustomsValue>
<v17:CommercialInvoice>
  <v17:Comments>Special Instructions</v17:Comments>
  <v17:PaymentTerms>string</v17:PaymentTerms>
  <v17:CustomerReferences>

<v17:CustomerReferenceType>CUSTOMER_REFERENCE</v17:CustomerReferenceType>
  <v17:Value>TC#053</v17:Value>
</v17:CustomerReferences>
  <v17:TermsOfSale>FOB</v17:TermsOfSale>
</v17:CommercialInvoice>
<v17:Commodities>
  <v17:Name>BOOKS</v17:Name>
  <v17:NumberOfPieces>1</v17:NumberOfPieces>
  <v17:Description>Books</v17:Description>
  <v17:CountryOfManufacture>US</v17:CountryOfManufacture>
  <v17:Weight>
    <v17:Units>LB</v17:Units>
    <v17:Value>30</v17:Value>
  </v17:Weight>
  <v17:Quantity>1</v17:Quantity>
  <v17:QuantityUnits>EA</v17:QuantityUnits>
  <v17:UnitPrice>
    <v17:Currency>USD</v17:Currency>
    <v17:Amount>10.00</v17:Amount>
  </v17:UnitPrice>
  <v17:CustomsValue>
    <v17:Currency>USD</v17:Currency>
    <v17:Amount>100</v17:Amount>
  </v17:CustomsValue>
</v17:Commodities>
</v17:CustomsClearanceDetail>
<v17:LabelSpecification>
```

```

    <v17:LabelFormatType>COMMON2D</v17:LabelFormatType>
    <v17:ImageType>ZPLII</v17:ImageType>
    <v17:LabelStockType>STOCK_4X6.75_LEADING_DOC_TAB</v17:LabelStockType>
  </v17:LabelSpecification>
  <v17:RateRequestTypes>LIST</v17:RateRequestTypes>
  <v17:PackageCount>1</v17:PackageCount>
  <v17:RequestedPackageLineItems>
    <v17:SequenceNumber>1</v17:SequenceNumber>
    <v17:InsuredValue>
      <v17:Currency>USD</v17:Currency>
      <v17:Amount>100</v17:Amount>
    </v17:InsuredValue>
    <v17:Weight>
      <v17:Units>LB</v17:Units>
      <v17:Value>30</v17:Value>
    </v17:Weight>
    <v17:Dimensions>
      <v17:Length>20</v17:Length>
      <v17:Width>15</v17:Width>
      <v17:Height>20</v17:Height>
      <v17:Units>IN</v17:Units>
    </v17:Dimensions>
    <v17:CustomerReferences>
      <v17:CustomerReferenceType>CUSTOMER_REFERENCE</v17:CustomerReferenceType>
      <v17:Value>TC#053</v17:Value>
    </v17:CustomerReferences>
  </v17:RequestedPackageLineItems>
</v17:RequestedShipment>
</v17:ProcessShipmentRequest>
</soapenv:Body>
</soapenv:Envelope>

```

24.3 Delete Shipment

The Delete Shipment feature allows you to delete packages that have not already been tendered to FedEx. FedEx services offering this feature are FedEx Express[®], FedEx Ground[®] and FedEx Custom Critical[®].

Note: This feature does not apply to Return Tag Services, FedEx Express and FedEx Ground Return Labels, and Email Return Label options.

24.3.1 Delete Shipment Coding Details

The following elements can be used to delete a package or shipment:

Table 195. Delete Shipment Coding Details Elements

Element	Required	Description
WebAuthenticationDetail	Yes	Descriptive data to be used in authentication of the sender's identity (and right to use FedEx Web Services).
ClientDetail	Yes	Descriptive data identifying the client submitting the transaction.
TransactionDetail	No	Descriptive data for this customer transaction. The TransactionDetail from the request is echoed back to the caller in the corresponding reply.
Version	Yes	Identifies the version/level of a service operation expected by a caller (in each request) and performed by the callee (in each reply).
ShipTimestamp	No	The timestamp of the shipment request.
TrackingId	No	Complex type element that contains information about the package being deleted.
TrackingId/TrackingIDType	Yes	Valid values are: <ul style="list-style-type: none"> EXPRESS FEDEX GROUND USPS <p><i>Note: Canceling a shipment is not supported for Freight. You must call FedEx to cancel and/or update a previously scheduled Freight shipment.</i></p>
TrackingID/ TrackingNumber	Yes	The tracking number value to be deleted. The tracking number assigned to the package. Delete requirements for multiple-package shipments are as follows: <ul style="list-style-type: none"> For FedEx Express international multiple-package shipments, if you enter the master tracking number, all packages associated with this shipment are deleted. If you attempt to delete one package in a shipment, the label sequence number will be incorrect and you may experience clearance issues in customs if you cannot account for all packages in the shipment. For FedEx International Ground® multiple-package shipments, if you enter any tracking number associated with the master shipment, all packages associated with the shipment are deleted. For FedEx Ground U.S. multiple-package shipments, you may enter a single tracking number to delete one package in the shipment. Since FedEx Ground U.S. multiple-

Element	Required	Description
		<p>package shipments labels are not associated with sequential numbers (1 of 2, 2 of 2), you do not need to delete the entire shipment.</p> <ul style="list-style-type: none"> For FedEx Express C.O.D. multiple-package shipments, enter any tracking number in the shipment to delete the entire shipment. For FedEx Ground® C.O.D. multiple-package shipments, you must delete each individual package.
DeletionControl	Yes	<p>Determines the type of deletion to be performed in relation to package level versus shipment level. Valid options are:</p> <ul style="list-style-type: none"> DELETE_ALL_PACKAGES DELETE_ENTIRE_CONSOLIDATION DELETE_ONE_PACKAGE LEGACY

If you are unable to delete the package or shipment, you will receive an error condition. This error condition indicates that:

- For FedEx Ground shipments, a close has already been performed for that tracking number.
- For FedEx Express shipments, the package has already been tendered to FedEx.
- You have entered an invalid account number or meter number.
- The account number and meter number, while valid, are not associated with one another or with the tracking number.
- You entered an invalid tracking number. This applies to FedEx Ground shipments only. FedEx Express accepts any number with the correct amount of digits.

Example 35: DeleteShipmentRequest

```
<soapenv:Envelope xmlns:soapenv="http://schemas.xmlsoap.org/soap/envelope/"
xmlns:v17="http://fedex.com/ws/ship/v17">
  <soapenv:Header/>
  <soapenv:Body>
    <v17:DeleteShipmentRequest>
      <v17:WebAuthenticationDetail>
        <v17:ParentCredential>
          <v17:Key>XXXXXXXXXX</v17:Key>
          <v17:Password></v17:Password>
        </v17:ParentCredential>
        <v17:UserCredential>
          <v17:Key>XXXXXXXXXX</v17:Key>
          <v17:Password></v17:Password>
        </v17:UserCredential>
      </v17:WebAuthenticationDetail>
    </v17:DeleteShipmentRequest>
  </soapenv:Body>
</soapenv:Envelope>
```

```

</v17:WebAuthenticationDetail>
<v17:ClientDetail>
  <v17:AccountNumber>XXXXXXXXXX</v17:AccountNumber>
  <v17:MeterNumber>XXXXXXX</v17:MeterNumber>
  <v17:MeterInstance>string</v17:MeterInstance>
  <v17:CompanyId>Syntel</v17:CompanyId>
  <v17:SoftwareId>WSGW</v17:SoftwareId>
  <v17:SoftwareRelease>3100</v17:SoftwareRelease>
  <v17:ClientProductId>WAPI123</v17:ClientProductId>
  <v17:ClientProductVersion>SHIPENT</v17:ClientProductVersion>
  <v17:MiddlewareProductId>B123</v17:MiddlewareProductId>
  <v17:MiddlewareProductVersion>SHIPENT</v17:MiddlewareProductVersion>
  <v17:IntegratorId>INT123</v17:IntegratorId>
  <v17:Region>US</v17:Region>
  <v17:AutoConfigurationType>ENTERPRISE</v17:AutoConfigurationType>
  <v17:InitiativeManifest>
    <v17:Content>string</v17:Content>
  </v17:InitiativeManifest>
  <v17:Localization>
    <v17:LanguageCode>EN</v17:LanguageCode>
    <v17:LocaleCode>en</v17:LocaleCode>
  </v17:Localization>
</v17:ClientDetail>
<v17:TransactionDetail>
  <v17:CustomerTransactionId>Delete Shipment</v17:CustomerTransactionId>
</v17:TransactionDetail>
<v17:Version>
  <v17:ServiceId>ship</v17:ServiceId>
  <v17:Major>17</v17:Major>
  <v17:Intermediate>0</v17:Intermediate>
  <v17:Minor>0</v17:Minor>
</v17:Version>
<v17:ShipTimestamp>YYYY-MM-DDT09:30:47-05:00</v17:ShipTimestamp>
<v17:TrackingId>
  <v17:TrackingIdType>EXPRESS</v17:TrackingIdType>
  <v17:FormId>0201</v17:FormId>
  <v17:TrackingNumber>XXXXXXXXXXXX</v17:TrackingNumber>
</v17:TrackingId>
  <v17:DeletionControl>DELETE_ALL_PACKAGES</v17:DeletionControl>
</v17>DeleteShipmentRequest>
</soapenv:Body>
</soapenv:Envelope>

```


24.4 Process Shipment Reply

The following may be returned in a Process Shipment Reply.

Table 196. Process Shipment Reply Elements

Element	Description
HighestSeverity	<p>Required</p> <p>Identifies the highest severity encountered when performing the request.</p> <p>Valid values:</p> <ul style="list-style-type: none"> • FAILURE • ERROR • WARNING • NOTE • SUCCESS
Notifications	<p>Required</p> <p>Includes the descriptive data detailing the status of a submitted transaction. Includes the severity of the notification, which indicates success or failure or some other information about the request. Valid values are:</p> <ul style="list-style-type: none"> • SUCCESS – Your transaction succeeded with no other applicable information. • NOTE – Additional information that may be of interest to you about your transaction. • WARNING – Additional information that you need to know about your transaction that you may need to take action on. • ERROR – Information about an error that occurred while processing your transaction. • FAILURE – FedEx was unable to process your transaction at this time due to a system failure. Please try again later.
JobId	—
CompletedShipmentDetail	The reply payload. All of the returned information about this shipment/package.
CompletedShipmentDetail/UsDomestic	Indicates whether or not this is an intra-U.S. shipment.
CompletedShipmentDetail/CarrierCode	Indicates the carrier that will be used to deliver this shipment.

Element	Description
CompletedShipmentDetail/MasterTrackingId	The master tracking number and form id of this multiple piece shipment. This information is to be provided for each subsequent of a multiple piece shipment.
CompletedShipmentDetail/ServiceTypeDescription	Description of the FedEx service used for this shipment. Currently not supported.
CompletedShipmentDetail/PackagingDescription	Description of the packaging used for this shipment. Currently not supported.
CompletedShipmentDetail/OperationalDetail	Specify shipment level operational information.
CompletedShipmentDetail/AccessDetail	Used only with pending shipments.
CompletedShipmentDetail/TagDetail	Only used in the reply to tag requests.
CompletedShipmentDetail/HazardousShipmentDetail	Computed shipment level information about hazardous commodities.
ProcessTagReply/CompletedShipmentDetail/HazardousShipmentDetail/DryIceDetail	
CompletedShipmentDetail/ShipmentRating	All shipment-level rating data for this shipment, which may include data for multiple rate types.
CompletedShipmentDetail/CompletedHoldAtLocationDetail	Returns the default holding location information when HOLD_AT_LOCATION special service is requested and the client does not specify the hold location address.
CompletedShipmentDetail/ExportComplianceStatement	Returns any defaults or updates applied to RequestedShipment.exportDetail.ExportComplianceStatement.
CompletedShipmentDetail/CompletedEtdDetail	Valid values are: <ul style="list-style-type: none"> • FolderId — The identifier for all clearance documents associated with this shipment. • UploadDocumentReferenceDetails
CompletedShipmentDetail/ShipmentDocuments	All shipment-level shipping documents (other than labels and barcodes).
CompletedShipmentDetail/AssociatedShipments	Provides the customer with the Delivery on Invoice Acceptance data.
CompletedShipmentDetail/CompletedCodDetail	Specify the results of processing for the COD special service.
CompletedShipmentDetail/CompletedPackageDetails	Package level details about this package.

Element	Description
/CompletedPackageDetails/SequenceNumber	The package sequence number of this package in a multiple piece shipment.
/CompletedPackageDetails/TrackingIds	The tracking number and form id for this package.
/CompletedPackageDetails/GroupNumber	Used with request containing PACKAGE_GROUPS, to identify which group of identical packages was used to produce a reply item.
/CompletedPackageDetails/OversizeClass	Oversize class for this package.
/CompletedPackageDetails/PackageRating	All package-level rating data for this package, which may include data for multiple rate types.
/PackageRating/ActualRateType	This rate type identifies which entry in the following array is considered as presenting the "actual" rates for the package.
/PackageRating/EffectiveNetDiscount	The "list" net change minus "actual" net change.
/PackageRating/PackageRateDetails	Each element of this field provides package-level rate data for a specific rate type.
/PackageRating/PackageRateDetail/RateType	Type used for this specific set of rate data.
/PackageRating/PackageRateDetail/RatedWeightMethod	Indicates which weight was used.
/PackageRating/PackageRateDetail/MinimumChargeType	INTERNAL FEDEX USE ONLY.
/PackageRating/PackageRateDetail/BillingWeight	The weight that was used to calculate the rate.
/PackageRating/PackageRateDetail/OversideWeight	The oversie weight of this package (if the package is oversize).
/PackageRating/PackageRateDetail/BaseCharge	The Transportation charge only (prior to any discounts applied) for this package.
/PackageRating/PackageRateDetail/TotalFreightDiscounts	The sum of all discounts on this package.
/PackageRating/PackageRateDetail/NetFreight	This package's baseCharge - totalFreightDiscounts.
/PackageRating/PackageRateDetail/TotalSurcharges	The sume of all surcharges on the package.
/PackageRating/PackageRateDetail/NetFedExCharge	The package's netFreight + totalSurcharges (not including totalTaxes).
/PackageRating/PackageRateDetail/TotalTaxes	The sum of all taxes on this package.

Element	Description
/PackageRating/PackageRateDetail/NetCharge	The package's netFreight + totalSurcharges + totalTaxes.
/PackageRating/PackageRateDetail/TotalRebates	The total sum of all rebates applied to this package.
/PackageRating/PackageRateDetail/FreightDiscounts	All rate discounts that apply to this package.
/PackageRating/PackageRateDetail/Rebates	All rebates that apply to this package.
/PackageRating/PackageRateDetail/Surcharges	All surcharges that apply to this package (either because of characteristics of the package itself, or because it is carrying per-shipment surcharges for the shipment of which it is a part).
/Surcharges/SurchargeType	<p>The type of surcharge applied to the shipment. Valid values:</p> <ul style="list-style-type: none"> • ADDITIONAL_HANDLING • ANCILLARY_FEE • APPOINTMENT_DELIVERY • BROKER_SELECT_OPTION • CANADIAN_DESTINATION • CLEARANCE_ENTRY_FEE <p><i>(Note: this value is now considered as ancillary fee, and will be reported under AncillaryFeeAndTax.)</i></p> <ul style="list-style-type: none"> • COD • CUT_FLOWERS • DELIVERY_AREA • DELIVERY_CONFIRMATION • DELIVERY_ON_INVOICE_ACCEPTANCE • DOCUMENTATION_FEE • DRY_ICE • EMAIL_LABEL • EUROPE_FIRST • EXCESS_VALUE • EXHIBITION • EXPORT • EXTRA_SURFACE_HANDLING_CHARGE • EXTREME_LENGTH

Element	Description
	<ul style="list-style-type: none"> • FEDEX_INTRACOUNTRY_FEES • FEDEX_TAG • FICE • FLATBED • FREIGHT_GUARANTEE • FREIGHT_ON_VALUE • FREIGHT_TO_COLLECT • FUEL • HOLD_AT_LOCATION • HOME_DELIVERY_APPOINTMENT • HOME_DELIVERY_DATE_CERTAIN • HOME_DELIVERY_EVENING • INSIDE_DELIVERY • INSIDE_PICKUP • INSURED_VALUE • INTERHAWAII • LIFTGATE_DELIVERY • LIFTGATE_PICKUP • LIMITED_ACCESS_DELIVERY • LIMITED_ACCESS_PICKUP • METRO_DELIVERY • METRO_PICKUP • NON_MACHINABLE • OFFSHORE • ON_CALL_PICKUP • OTHER • OUT_OF_DELIVERY_AREA • OUT_OF_PICKUP_AREA • OVERSIZE • OVER_DIMENSION • PIECE_COUNT_VERIFICATION • PRE_DELIVERY_NOTIFICATION

Element	Description
	<ul style="list-style-type: none"> • PRIORITY_ALERT • PROTECTION_FROM_FREEZING • REGIONAL_MALL_DELIVERY • REGIONAL_MALL_PICKUP • REROUTE • RESCHEDULE • RESIDENTIAL_DELIVERY • RESIDENTIAL_PICKUP • RETURN_LABEL • SATURDAY_DELIVERY • SATURDAY_PICKUP • SIGNATURE_OPTION • TARP • THIRD_PARTY_CONSIGNEE • TRANSMART_SERVICE_FEE
/Surcharges/Level	Identifies whether the surcharge is assessed at the PACKAGE or SHIPMENT level.
/Surcharges/Description	The data describing the surcharge.
/Surcharges/Amount	Required The amount of the surcharge applied to the shipment.
/PackageRating/PackageRateDetail/ Taxes	All taxes applicable (or distributed to) this package.
/PackageRating/ PackageRateDetail/ VariableHandlingCharges	The variable handling charges calculated based on the type variable handling charges requested.
CompletedShipmentDetail / ShipmentRating / ShipmentRateDetails	Each element of this field provides shipment-level rate totals for a specific rate type.
CompletedShipmentDetail / ShipmentRating / ShipmentRateDetails / totalAncillaryFeesAndTaxes	Identifies the total amount of the shipment-level fees and taxes that are not based on transportation charges or commodity-level estimated duties and taxes.
CompletedShipmentDetail / ShipmentRating / ShipmentRateDetails / totalDutiesTaxesAndFees	The total of the totalDutiesAndTaxes plus the totalAncillaryFeesAndTaxes.

Element	Description
CompletedShipmentDetail / ShipmentRating / ShipmentRateDetails / ancillaryFeesAndTaxes	Identifies the shipment-level fees and taxes that are not based on transportation charges or commodity-level estimated duties and taxes.
CompletedShipmentDetail / ShipmentRating / ShipmentRateDetails / AncillaryFeeAndTax/type	<ul style="list-style-type: none"> • CLEARANCE_ENTRY_FEE • GOODS_AND_SERVICES_TAX • HARMONIZED_SALES_TAX <p><i>Note: CLEARANCE_ENTRY_FEE is removed from Surcharge Type, and is available under AncillaryFeeandTax array</i></p>
CompletedShipmentDetail / ShipmentRating / ShipmentRateDetails / AncillaryFeeAndTax/ description	
CompletedShipmentDetail / ShipmentRating / ShipmentRateDetails / amount	
/CompletedPackageDetails/ OperationalDetail	Specify package level operational information.
/CompletedPackageDetails/Label	The label image or printer commands to print the label.
/CompletedPackageDetails/ PackageDocuments	All package-level shipping documents (other than labels and barcodes). For use in loads after January 2008.
/CompletedPackageDetails/ CodReturnDetail	Specify the information associated with this package that has COD special service in a ground shipment.
/CompletedPackageDetails/ SignatureOption	Actual signature option applied, to allow for cases in which the original value conflicted with other service features in the shipment.
/CompletedPackageDetails/ DryIceWeight	Descriptive data required for a FedEx shipment containing dry ice. Descriptive data includes Weight and Units in KGs. This element is required when SpecialServiceType DRY_ICE is present in the SpecialServiceTypes collection at the package level.
/CompletedPackageDetails/ HazardousPackageDetail	Documents the kinds and quantities of all hazardous commodities in the current package, using updated hazardous commodity description data.
/CompletedPackageDetail/CompletedHazardousPackageDetail/ValidatedHazardousContainer/ValidatedHazardousCommodityContent/NetExplosiveDetail	The total mass of the contained explosive substances, without the mass of any casings, bullets, shells, etc.
RequestedPackageLineItem/	Valid values:

Element	Description
PackageSpecialServicesRequested/ DangerousGoodsDetail/ DangerousGoodsContainer/ HazardousCommodityContent/ NetExplosiveDetail/ NetExplosiveClassificationType	<ul style="list-style-type: none"> • NET_EXPLOSIVE_CONTENT • NET_EXPLOSIVE_MASS • NET_EXPLOSIVE_QUANTITY • NET_EXPLOSIVE_WEIGHT
ErrorLabels	Empty unless one or more errors occur during transaction processing.
CompletedShipmentDetail/ PendingShipmentAccessDetail/ AccessorDetails	<p>Required</p> <p>Provides the ability to return multiple sets of Email label access credentials:</p> <ul style="list-style-type: none"> • Role • SHIPMENT_COMPLETOR • SHIPMENT_INITIATOR • userId • password • emailLabelUrl

24.5 Validate Shipment

Validate Shipment is part of the Shipping service that allows customers to validate the accuracy of a shipment request prior to actually submitting the shipment transaction.

This feature allows businesses that receive shipping orders from end-user customers to validate the shipment information prior to submitting a create shipment transaction to FedEx and printing a label. If for any reason the information needs to be edited or changed, it can be done while the end-user is still available to confirm the changes.

24.5.1 Validate Shipment Request Elements

In addition to the basic request elements required for all operations, the following elements are required for when coding a `ValidateShipmentRequest`:

Table 197. Validate Shipment Request Elements

Element	Description
RequestedShipment	Required Describe ship information you wish to validate. For information on RequestedShipment elements, see Ship Service Coding Basics .
RequestedShipment/ SpecialServicesRequested/ ShipmentDryIceDetail	

Element	Description
RequestedShipment/ RequestedPackageLineItems/ SpecialServicesRequested/ DangerousGoodsDetail/ UploadedTrackingNumber	UploadedTrackingNumber element is used to identify an instance of an uploaded dangerous goods handling unit. This element is required only if you have already validated DG data using the FedEx provided Dangerous Goods / Hazardous Materials information upload option.
RequestedShipment/ ShippingDocumentSpecification/ FreightAddressLabelDetail/ DocTabContent/DocTabContentType	Valid values are: <ul style="list-style-type: none"> • BARCODED • CUSTOM • MINIMUM • STANDARD • ZONE001
RequestedShipment/ ShippingDocumentSpecification /CustomDocumentDetail	Data required to produce a custom-specified document, either at shipment or package level.
CustomDocumentDetail/Format	Common information controlling document production.
CustomDocumentDetail/ LabelPrintingOrientation	Applicable only to documents produced on thermal printers with roll stock.
CustomDocumentDetail/ LabelRotation	Applicable only to documents produced on thermal printers with roll stock.
CustomDocumentDetail/ SpecificationId	Identifies the formatting specification used to construct this custom document.
CustomDocumentDetail/ CustomDocumentIdentifier	Identifies the individual document specified by the client.
CustomDocumentDetail/ DocTabContent	If provided, thermal documents will include specified doc tab content. If omitted, document will be produced without doc tab content.
CustomDocumentDetail/ CustomLabelDetail	This allows the customer to define how custom information is to be positioned and formatted on a custom label or the customizable portion of a shipping label, and what the custom information should be.
CustomLabelDetail/CoordinateUnits	Valid values are: <ul style="list-style-type: none"> • MILS (thousandths of an inch) • PIXELS (device-dependent)
CustomLabelDetail/TextEntries	Constructed string, based on format and zero or more data fields, printed in specified printer font (for thermal labels) or generic font/size (for plain paper labels).
CustomLabelDetail/GraphicEntries	Image to be included from printer's memory, or from a local file for offline clients.

Element	Description
CustomLabelDetail/BoxEntries	Solid (filled) rectangular area on label.
CustomLabelDetail/ CustomLabelTextBoxEntry	Constructed string, based on format and zero or more data fields, printed in specified printer font (for thermal labels) or generic font/size (for plain paper labels).
CustomLabelTextBoxEntry/ TopLeftCorner	Horizontal and vertical position, relative to left edge of custom area.
CustomLabelTextBoxEntry/ BottomRightCorner	Horizontal and vertical position, relative to left edge of custom area.
CustomLabelTextBoxEntry/Position	Horizontal and vertical position, relative to left edge of custom area.
CustomLabelTextBoxEntry/Format	Format
CustomLabelTextBoxEntry/DataFields	Data fields
CustomLabelTextBoxEntry/ ThermalFontId	Printer-specific font name for use with thermal printer labels.
CustomLabelTextBoxEntry/FontName	Generic font name for use with plain paper labels.
CustomLabelTextBoxEntry/FontSize	Generic font size for use with plain paper labels.
CustomLabelTextBoxEntry/Rotation	Describes the rotation of an item from its default orientation. Valid values are: <ul style="list-style-type: none"> • NONE • RIGHT • UPSIDE_DOWN
CustomLabelDetail/BarcodeEntries	Constructed string, based on format and zero or more data fields, printed in specified barcode symbology.
RequestedShipment/ LabelSpecification/ CustomerSpecifiedLabelDetail/ LabelMaskableDataType	Names of data elements/areas which may be suppressed from printing on labels. <ul style="list-style-type: none"> • CUSTOMS_VALUE • DUTIES_AND_TAXES_PAYOR_ACCOUNT_NUMBER • SECONDARY_BARCODE • SHIPPER_ACCOUNT_NUMBER • TERMS_AND_CONDITIONS • TRANSPORTATION_CHARGES_PAYOR_ACCOUNT_NUMBER

Element	Description
RequestedShipment/ SmartPostShipmentDetail/ SmartPostShipmentProcessing OptionsRequested	<p>Through this option, an existing SmartPost small shipper or return shipper can specify to have the Ground tracking number provided in the shipment reply. This is a contingency feature in case the customer requires the Ground tracking number for internal processes or for tracking SmartPost shipments.</p> <p>The Ground tracking number will only be provided for existing SmartPost small shippers or return shippers. Customers will have the same reporting and tracking capabilities as today when they receive a Ground tracking number. However, the Ground tracking number will not be printed on the FXSP shipping label.</p> <p>fedex.com provides the same tracking visibility for SmartPost shipments when using either the SmartPost tracking number or the Ground tracking number. Fedex recommends using fedex.com, rather than USPS.com, for all tracking activities for SmartPost shipments.</p>
RequestedShipment/ SmartPostShipmentDetail/ SmartPostShipmentProcessing OptionsRequested/ SmartPostShipmentProcessing OptionType	<p>Valid values:</p> <ul style="list-style-type: none"> • GROUND_TRACKING_NUMBER_REQUESTED
RequestedShipment/ RequestedPackageLineItem/ PackageSpecialServicesRequested/ DangerousGoodsDetail/ DangerousGoodsContainer/ HazardousCommodityContent/ NetExplosiveDetail	<p>The total mass of the contained explosive substances, without the mass of any casings, bullets, shells, etc.</p>
RequestedPackageLineItem/ PackageSpecialServicesRequested/ DangerousGoodsDetail/ DangerousGoodsContainer /HazardousCommodityContent/ NetExplosiveDetail/ NetExplosiveClassificationType	<p>Valid values:</p> <ul style="list-style-type: none"> • NET_EXPLOSIVE_CONTENT • NET_EXPLOSIVE_MASS • NET_EXPLOSIVE_QUANTITY • NET_EXPLOSIVE_WEIGHT

24.5.2 ValidateShipmentReply Data

Successful reply data are returned in a ValidateShipmentReply.

24.6 FedEx One Rate

FedEx One Rate is the Legal and Brand approved name for the new one rate shipping portfolio based on Six Express Service options, combined with seven FedEx proprietary (white) packaging types. As part of the FedEx One Rate project, new FedEx white packaging will be introduced for your use.

24.6.1 FedEx One Rate Packaging

Valid FedEx Packaging for the One Rate Pricing Option:

The FedEx Packaging Types that are valid/available with the One Rate pricing option are the following:

- FEDEX_ENVELOPE
- FEDEX_EXTRA_LARGE_BOX
- FEDEX_LARGE_BOX
- FEDEX_MEDIUM_BOX
- FEDEX_PAK
- FEDEX_SMALL_BOX
- FEDEX_TUBE

Your own packaging is not available for the One Rate pricing option.

24.6.2 New Packaging for Non-One Rate

The new FedEx Packaging Types that are valid/available with the non-One Rate, or traditional weight-based, pricing option are the following:

- FEDEX_SMALL_BOX
- FEDEX_MEDIUM_BOX
- FEDEX_LARGE_BOX
- FEDEX_EXTRA_LARGE_BOX

24.6.3 Maximum Weight for New FedEx Packaging

The maximum allowable weights for the New FedEx Packaging (referenced below) are:

- FEDEX_SMALL_BOX
- FEDEX_MEDIUM_BOX
- FEDEX_LARGE_BOX
- FEDEX_EXTRA_LARGE_BOX

For U.S. domestic traditional weight-based Express shipment:..... 20 lb/9 kg

For U.S. outbound traditional weight-based Express shipment:..... 40 lb/18 kg

For U.S. domestic Express One Rate shipment:.....10 lb/4.5 kg (Envelope)

For U.S. domestic Express One Rate shipment:.....50 lb/22.68 kg (all other)

24.6.4 How to Specify One Rate Pricing

To specify FedEx One Rate Pricing Option in the Web Service Transaction, do the following:

1. Specify FEDEX_ONE_RATE Shipment Special Service.
2. Specify one of the following Packaging Types:

Table 198. Packaging Types

Packaging Type	Max Weight (lbs)	Max Weight (kg)
FEDEX_SMALL_BOX	50	22.68
FEDEX_MEDIUM_BOX	50	22.68
FEDEX_LARGE_BOX	50	22.68
FEDEX_EXTRA_LARGE_BOX	50	22.68
FEDEX_PAK	50	22.68
FEDEX_TUBE	50	22.68
FEDEX_ENVELOPE	10	4.5

3. Specify a U.S. origin and a U.S. destination.

Note: intra-Hawaii shipments are not allowed for One Rate pricing.

4. Specify one of the following FedEx Express services:
 - FIRST_OVERNIGHT
 - PRIORITY_OVERNIGHT
 - STANDARD_OVERNIGHT
 - 2_DAY
 - 2_DAY_AM
 - EXPRESS_SAVER

Note: Web Services clients can request both One Rate and weight-based (non-One Rate) rates in a single Rate Request by specifying FEDEX_ONE_RATE as a Service Option Type in the RateRequest.variableOptions.

24.6.5 Express Saver Service and FedEx Packaging

Packages can now be shipped using the Express Saver service for a weight-based rate in the following FedEx packaging:

- FEDEX_SMALL_BOX
- FEDEX_MEDIUM_BOX
- FEDEX_LARGE_BOX
- FEDEX_EXTRA_LARGE_BOX
- FEDEX_TUBE

Previously, only your own packaging was allowed for the Express Saver service.

24.7 Shipment Notification

Notification may be included in the ShipService or requested after shipping through TrackService SendNotificationsRequest. The ShipService ShipmentSpecialServicesRequested/EventNotificationDetail element allows you to request that FedEx email exception and delivery notifications be sent to you, your recipient, and up to six (6) other email addresses. A personal message can also be included.

Note: Shipment Notification emails are not sent for ship transactions in a Test environment, even if the request is configured correctly. Event Notifications are not supported/returned in the FedEx Test Environment.

In addition to the current event notifications of On Delivery, On Exception and On Shipment, FedEx now offers a new eventnotification of On Tender, which may be specified with the shipment request, in addition to the existing Delivery, Exception, and Shipment event notifications. Use the On Tender event notification if you want an event notification sent to the specifiedrecipients once the shipment has been tendered to FedEx. This notification is supported for FedEx Express®, FedEx Ground®, FedEx Freight® Economy, and FedEx SmartPost®.

Note: If you include notification elements in your Ship request, you do not need to use the TrackService Notification option for that shipment. The TrackService Notification option is provided if no notification request has been made for an undelivered shipment.

24.7.1 Shipment Event Notification Coding Details

In addition to the standard elements required for all transactions described in the [Introduction](#), the following elements are provided as part of the ShipService WSDL:

Table 199. Shipment Notification Elements

Element	Description
RequestedShipment/ SpecialServicesRequested/ SpecialServiceTypes	Required Set type as EVENT_NOTIFICATION.
RequestedShipment/ SpecialServicesRequested/ EventNotificationDetail	Required Descriptive data required for FedEx to provide event notification to the customer regarding the shipment. This element is required when SpecialServiceType. EVENT_NOTIFICATION is present in the SpecialServiceTypes collection.
RequestedShipment/ SpecialServicesRequested/ EventNotificationDetail/PersonalMessage	Optional Identifies the text message to be sent in the event notification.
RequestedShipment/ SpecialServicesRequested/ EventNotificationDetail/Recipients	Required Up to six (6) email addresses to receive the specified shipment notification.
RequestedShipment/ SpecialServicesRequested/ EventNotificationDetail/Recipients/ EventNotificationRecipient	Optional Identifies the set of valid event notification recipient types. For SHIPPER, RECIPIENT, and BROKER, any email address sent with the event notification for these three event notification recipient types will overwrite the email addresses

Element	Description
	associated with the SHIPPER, RECIPIENT, and BROKER definitions. Valid values are: <ul style="list-style-type: none"> • BROKER • OTHER • RECIPIENT • SHIPPER • THIRD_PARTY
RequestedShipment/ SpecialServicesRequested/ EventNotificationDetail/Recipients/ EmailAddress	Required The email address of the notification recipient.
RequestedShipment/ SpecialServicesRequested/ EventNotificationDetail/ EventNotificationAggregationType	Optional Specify whether/how event notifications are grouped. Valid values are: <ul style="list-style-type: none"> • PER_PACKAGE • PER_SHIPMENT
RequestedShipment/ SpecialServicesRequested/ EventNotificationDetail/Recipients/ NotificationEventsRequested/ NotificationEventType	Required Identifies if an event notification should be sent to the recipient: <ul style="list-style-type: none"> • ON_DELIVER • ON_ESTIMATED_DELIVERY • ON_EXCEPTION • ON_SHIPMENT • ON_TENDER
RequestedShipment/ SpecialServicesRequested/ EventNotificationDetail/Recipients/ NotificationEventsRequested/ NotificationEventType/ON_DELIVERY	Optional Identifies if an event notification should be sent to the recipient when the package is delivered.
RequestedShipment/ SpecialServicesRequested/ EventNotificationDetail/Recipients/Notif icationEventsRequested/ NotificationEventType/ON_EXCEPTION	Optional Identifies if an event notification should be sent to the recipient when an exception occurs during package movement from origin to destination.
RequestedShipment/ SpecialServicesRequested/ EventNotificationDetail/Recipients/ NotificationEventsRequested/	Optional Identifies if an event notification should be sent to the recipient when the package is shipped. <i>Note: Shipment Notification emails are not sent for ship transactions in</i>

Element	Description
NotificationEventType/ON_SHIPMENT	<i>a Test environment, even if the request is configured correctly.</i>
RequestedShipment/ SpecialServicesRequested/ EventNotificationDetail/Recipients/ON_TENDER	Optional Identifies if an event notification should be sent to the recipient when the shipment is tendered to FedEx.
RequestedShipment/ SpecialServicesRequested/ EventNotificationDetail/Recipients/Format	Required This element is required to specify the type of notification you want to receive. Valid values are: <ul style="list-style-type: none"> HTML TEXT
RequestedShipment/ SpecialServicesRequested/ EventNotificationDetail/Recipients/Localization/Language	Required You may include a language code to have the email message returned in that language. See Tracking and Visibility Services for a table of valid language codes. If no value is included with this element, the default is EN (English).
RequestedShipment/ SpecialServicesRequested/ EventNotificationDetail/Recipients/Localization/LocaleCode	Optional Some languages require a locale code to further identify the requested language. For example, if you request the notification emails in Spanish, you must include a locale code of "US" for North American Spanish. See Notification Service Details section of <i>Track Service</i> for a table of valid locale codes.

24.8 Alcohol Shipping

Before you process shipments containing alcohol, review the following information:

- You must sign a FedEx Alcohol Shipping Agreement prior to shipping. Contact your FedEx account executive to start the enrollment process.
- You must identify alcohol shipments in the description. This applies to all pieces in a multiple piece shipment and must be done for the first pieces in the shipment.

Note: If Alcohol special service is not specified for the first package in the shipment, but is specified for a subsequent package in the shipment, then the transaction will fail for all pieces.

- Common carriers, such as FedEx Express® and FedEx Ground® must report alcohol shipping activity to state authorities on a regular basis. For this reason, shippers must notify FedEx of each shipment containing alcohol via their electronic FedEx shipping solution *and* by applying FedEx alcohol shipping labels and by attaching an extra Alcohol sticker (which will reflect the verbiage 'Alcohol') to each package. You can get these stickers from your FedEx Sales Account Executive.
- FedEx will assign the Adult Signature Required signature option to the package (ship, rate, and email return transactions).

- FedEx will apply the associated Adult Signature Required surcharge to the package (ship, rate, and email return transactions).
- State law, as well as FedEx policy, requires an adult signature at the time of delivery for every package containing alcohol. It is the shipper's responsibility to ensure an adult is available to sign for the shipment at delivery. If a shipper fails to follow the procedures outlined herein, the shipment will be deemed undeliverable. Violations may result in suspension or termination of your FedEx account.
- FedEx is managing and maintaining alcohol shipper information and FedEx carrier (OpCo) information to prevent the entry of unauthorized packages from approved alcohol shippers into the FedEx Express and Ground networks through Automation controls. This effort is designed to assist FedEx in meeting regulatory obligations and allow the company to respond more quickly to regulatory changes.

For more information about alcohol shipping, go to fedex.com/us/wine/gettingstarted.html.

FedEx accepts shipments of alcohol (beer, wine, and spirits) within the U.S. and for both U.S. import and export when the shipper and the recipient are licensed to import and/or export alcohol.

For more detailed information about the services offered by FedEx, see the electronic [FedEx Service Guide](#).

24.8.1 Alcohol Shipping Coding Details

The following ShipService WSDL and RateService WSDL elements are available for alcohol shipping:

Table 200. AlcoholShipping Elements

Element	Requirements
RequestedPackageLineItems/ SpecialServicesRequested/SpecialServiceTypes	Specify value as ALCOHOL
Reply/CompletedShipmentDetail/ CompletedPackageDetails/SignatureOption	FedEx assigns ADULT.
Reply/CompletedShipmentDetail/ CompletedPackageDetails/ PackageRating/PackageRateDetails/ Surcharges/SurchargeTypes	FedEx assigns SIGNATURE_OPTION.
ProcessShipmentRequest/ RequestedShipment/RequestedPackageLineItems/ SpecialServicesRequested/AlcoholDetail	Specify details for package containing alcohol.
ProcessShipRequest/RequestedShipments/ LabelSpecification/CustomerSpecifiedDetail/ RegulatoryLabels/Type	The value is ALCOHOL_SHIPMENT_LABEL
ProcessShipRequest/RequestedShipments/ LabelSpecification/CustomerSpecifiedDetail/ RegulatoryLabels/GeneralOptions	Defines how to print the regulatory label in relation to the main shipping label. Valid values: <ul style="list-style-type: none"> • CONTENT_ON_SHIPPING_LABEL_ONLY • CONTENT_ON_SHIPPING_LABEL_PREFERRED

Element	Requirements
	<ul style="list-style-type: none">• CONTENT_ON_SUPPLEMENTAL_LABEL_ONLY
Alcohol Detail/ RecipientType	The license type that the recipient of the alcohol package. Valid values: <ul style="list-style-type: none">• CONSUMER• LICENSEE

24.8.2 Sample SEL-169 Labels

Figure 4. Sample SEL-169 Labels

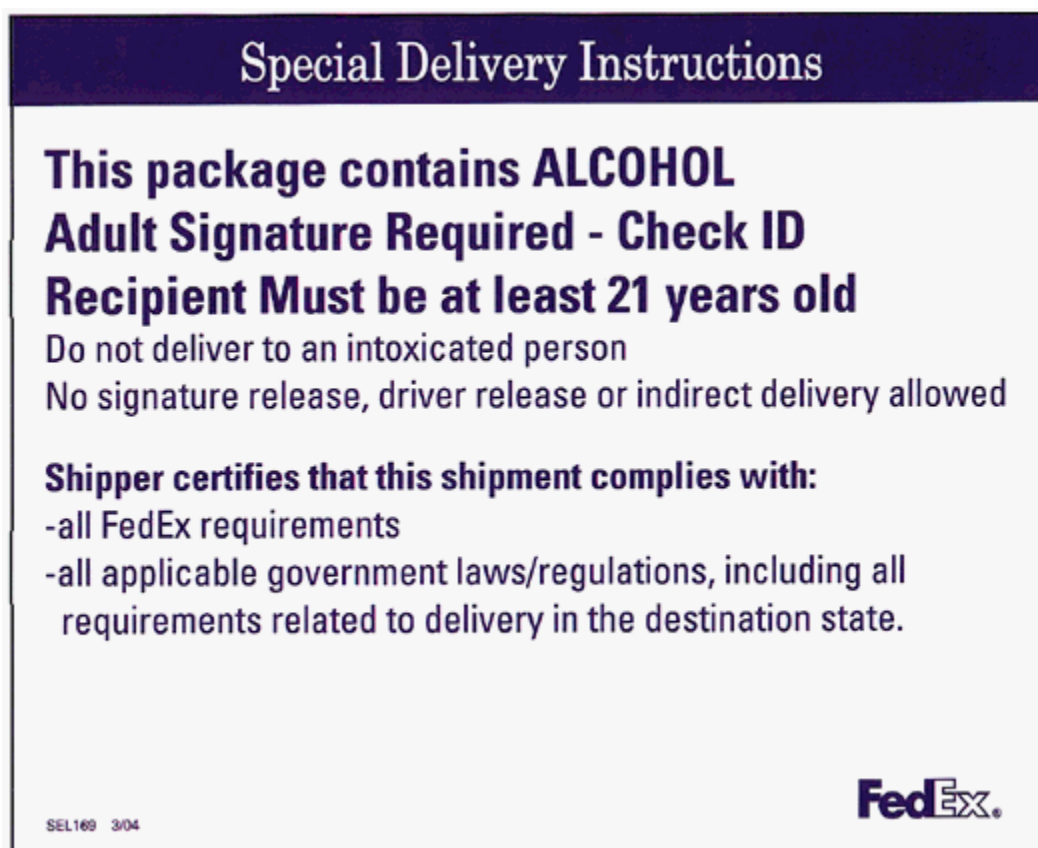


Figure 5. Example for Standard Exception Label 169

ORIGIN ID: (901) 555-5555	SHIP DATE: 23MAR07
SHIPPER NAME	ACTWGT: 10.0 LBS MAN
SHIPPER COMPANY	CAD: 748654/FAST05
STREET LINE 1	DIMS: 1x2x3
STREET LINE 2	BILL SENDER
MEMPHIS, TN 38017	
UNITED STATES US	

TO RECIPIENT NAME
 RECIPIENT COMPANY
 STREET LINE 1
****TEST LABEL - DO NOT SHIP****
 MEMPHIS TN 38125
 (901) 555-5555

INV: SDGVFDVGGYUDFG1234567890123456 RMA: THIS IS RMA # TESTIN
 PO: SDGVFDVGGYUDFG1234567890123456 DEPT: SDGVFDVGGYUDFG1234567890123456

LLLLLNNNNNDDMMYYHHMMNNNN




1111X of 222 12TUE - 20 OCT AAX
 2XXX 1234 1234 1234XXX INTERNATIONAL FIRST
 3XXX 14NO AIR DSR HAL
 4Mstr# 5678 1234 123L12 11XX 6X2 15XXXX5277
5XX MLIA 16IA - 17X



Special Delivery Instructions
 This package contains ALCOHOL
 Adult Signature Required-Check ID
 Do not deliver to an intoxicated person
 No signature release, driver release or indirect delivery allowed
 Shipper certifies that this shipment complies with:
 -all FedEx requirements
 -all applicable government laws/regulations, including all requirements related to delivery in the destination state.

Figure 6. Label that includes the standard SEL 169 text at the bottom of the shipping label



Figure 7. Sample Label that includes the standard SEL 169 text as a supplemental label



24.8.3 Alcohol Service Codes

FedEx is currently at high risk to regulatory enforcement and service disruptions due to allegedly non-compliant alcohol packages being delivered and/or inaccurately reported to state agencies. Therefore, new Ground service codes and an Express Handling code have been introduced to mitigate this risk.

24.8.4 Allowed Services for Alcohol Service

The following OpCo's and services are eligible for Alcohol Service:

- FedEx Express Parcel and Freight services:
 - First Overnight
 - Priority Overnight
 - Standard Overnight
 - 2 Day
 - 2 Day AM
 - Express Saver
 - FO Express Freight
 - 1 Day Freight
 - 2 Day Freight
 - 3 Day Freight
- FedEx Ground and Home Delivery services

24.8.5 Exclusions for Alcohol Service

- FedEx SmartPost shipments are not eligible for Alcohol Service.
- FedEx Freight (LTL) shipments are not eligible for Alcohol Service.
- FedEx SameDay shipments are not eligible for Alcohol Service.
- Transborder Distribution shipments are not eligible for Alcohol Service.
- International and non US-domestic services are not eligible for Alcohol Service.

- Shippers that have not been authorized as an approved alcohol shipper by FedEx.
- Alcohol shipments are not allowed to be tendered to FedEx at a Drop Box.
- Alcohol shipments using Express Package services require an Adult Signature Option.
- Alcohol shipments using Express Freight services require Direct Signature Option.

24.8.6 Ground Service Conflicts

The following will no longer be allowed:

- FedEx Ground HazMat and Alcohol cannot be shipped together.
- FedEx Ground ORM-D/Limited Quantity and Alcohol cannot be shipped together.
- FedEx Ground Currency COD/ECOD Collection Type and Alcohol cannot be shipped together.
- FedEx Express Inaccessible Dangerous Goods and Alcohol cannot be shipped together.

24.8.7 Allowed Return Options for Alcohol Service

FedEx accepts shipments of alcohol (beer, wine, and spirits) within the U.S. and for both U.S. import and export when the shipper and the recipient are licensed to import and/or export alcohol.

The following Return products are eligible for Alcohol Service:

- Print Return Label
- Email Return Label

For more information about alcohol shipping, go to fedex.com/us/wine/gettingstarted.html.

For more detailed information about the services offered by FedEx, see the electronic [FedEx Service Guide](#).

24.9 Future Day Shipping

FedEx Web Services allows you to perform future day shipping for all supported FedEx shipping types.

The following service details apply to future day shipping:

- Future day shipping is available for FedEx Express[®] U.S., FedEx Express[®] international, FedEx Ground[®] U.S., FedEx International Ground[®], FedEx SmartPost[®] and FedEx Freight[®] shipping between all origin and destination pairs supported by FedEx Web Services.
- FedEx Express packages may be created with a future ship date up to 10 days in advance. FedEx Express Freight[®] shipments can be created up to 5 days in advance.
- FedEx Ground, FedEx SmartPost[®] and FedEx Freight future day shipments may be created up to 10 days in advance.
- You may delete future day shipments up until the ship date.

For more detailed information about the services offered by FedEx, see the electronic [FedEx Service Guide](#).

24.9.1 Future Day Coding Details

The following ShipService WSDL elements are required to code a future day shipment:

Table 201. Future Day Shipping Elements

Element	Requirements
ShipmentSpecialServicesRequested/ SpecialServiceTypes	Future day shipping is considered a special service. For future day shipping, FUTURE_DAY_SHIPMENT must be included in the ship request.
ProcessShipmentRequest/ RequestedShipment/ShipTimestamp	<p>The ShipTimestamp must be included in the Ship request. For future day shipping, the following parameters apply:</p> <ul style="list-style-type: none"> For Express and Ground shipping, entry must be less than or equal to 10 days in the future. For Express Freight, entry must be less than or equal to 5 days in the future. <p>The date format must be YYYY-MM-DDTHH:MM:SS-xx:xx. The time must be in the format: HH:MM:SS using a 24-hour clock. The date and time are separated by the letter T, such as 2009-06-26T17:00:00. The UTC offset indicates the number of hours/minutes, such as xx:xx, from UTC, such as 2009-06-26T17:00:00-04:00 is defined as June 26, 2009 5:00 p.m. Eastern Time. See Appendix M: Time Zones section of <i>Web Services Developer Guide</i> for more information about time zones.</p>

24.10 Masked Data

In the ShipService WSDL, you can choose to have some data masked on the shipping label for security purposes. The shipper's account number is automatically masked.

24.10.1 Masked Data Coding Details

If the following element is included in the Ship request, your specified options will be masked on the shipping label:

Table 202. Masked Data Coding Elements

Element	Description
MaskedData	<p>MaskedData allows customers to prevent the following types of information from being printed on the label.</p> <p>Valid values:</p> <ul style="list-style-type: none"> CUSTOMS_VALUE DUTIES_AND_TAXES_PAYOR_ACCOUNT_NUMBER

Element	Description
	<ul style="list-style-type: none"><li data-bbox="435 306 818 338">• TERMS_AND_CONDITIONS<li data-bbox="435 354 1224 386">• TRANSPORTATION_CHARGES_PAYOR_ACCOUNT_NUMBER

25 Special Services

25.1 Delivery Signature Options

Shippers can choose from four FedEx® Delivery Signature Options for FedEx Express® and FedEx Ground® shipments:

Table 203. Delivery Signature Options

Option	Service Description	Restrictions	Special Fees
Direct Signature Required	Any person at the recipient's address may sign for delivery. If no one is at the address, FedEx will reattempt delivery	Not available for commercial addresses.	A surcharge may apply.
Indirect Signature Required	FedEx obtains a signature in one of three ways: <ul style="list-style-type: none"> From someone at the delivery address. From a neighbor, building manager or other person at a neighboring address. The recipient can authorize release of the package without anyone present. 	Available to select countries.	A surcharge may apply.
Adult Signature Required	FedEx will obtain a signature from someone at the delivery address who is at least the age of majority in the destination country	Available to select countries.	A surcharge may apply.
No signature Required	FedEx may release the package without anyone present	Available to select countries.	

25.1.1 Delivery Signature Options Details

- Once a shipment has been given to FedEx, you may not change the signature option.
- Direct Signature Required is not available for Hold at FedEx Location.
- Adult Signature Required is available for [Hold at FedEx Location](#).
- All packages in a multiple-package shipment must have the same FedEx Delivery Signature Option.
- All pieces with a declared value of \$500USD or \$500CAD or greater require a signature. Direct Signature Required is the default service and is provided at no additional cost. If you are shipping a multiple-package shipment and one or more packages has a declared value of \$500USD/CAD or greater, process the package with the lowest value first to avoid multiple delivery charges.

For more detailed information about the services offered by FedEx, see the electronic [FedEx Service Guide](#).

25.1.2 Signature Options Expansion

The expanded Signature Options offer customers the flexibility and convenience for international letters and packages. The following Signature Options are now available to select international locations.

- No Signature Required (NSR): FedEx may release the package without anyone present.
- Indirect Signature Required (ISR): FedEx will obtain a signature in one of three ways:
 1. From someone at the delivery address.
 2. From a neighbor, building manager or other person at a neighboring address.
 3. The recipient can authorize release of the package without anyone present.
- Direct Signature Required (DSR): FedEx will obtain a signature from someone at the delivery address or reattempt delivery the following business day if no one is at the address.
- Adult Signature Required (ASR): FedEx will obtain a signature from someone at the delivery address who is at least the age of majority in the destination country.

Note: For more detailed information about the services offered by FedEx including surcharges, see the electronic [FedEx Service Guide](#).

25.1.3 Delivery Signature Coding Rules

Signature services are supported at the package level for all FedEx Express® and FedEx Ground® services except for FedEx® Collect on Delivery (C.O.D.), where they are supported at the shipment level. You may choose “No Signature Required” as a valid signature service option in addition to the three signature requirements.

A signature option is required for international origins shipped to the United States and they are the same for FedEx Express and FedEx Ground U.S. shipments. Certain special services have a default signature option such as Adult Signature Required for alcohol shipments and Direct Signature Required for **Dangerous Goods**.

In the ShipService WSDL, the following elements are required to designate a signature option:

Table 204. Delivery Signature Elements

Element	Description
SignatureOptionDetail/OptionType	<p>Five choices are available:</p> <ul style="list-style-type: none"> • ADULT • DIRECT • INDIRECT • NO_SIGNATURE_REQUIRED • SERVICE_DEFAULT <p><i>Note: If you choose SERVICE_DEFAULT, FedEx Web Services selects the appropriate signature option for your shipping service. For example, if you ship a Dangerous Goods shipment, the DIRECT signature option is chosen for you.</i></p>

25.2 FedEx Priority Alert Options

Our customer's needs are global. FedEx stays ahead of those needs by expanding its specialized package monitoring service to more than 70 countries spanning the globe — bringing the world closer to you. This expanded service applies to inbound and outbound shipments and provides peace of mind that sensitive shipments will arrive quickly, safely and securely.

FedEx Priority Alert™ comes with a promise of proactive monitoring and 24-hour connectivity so you know where your shipment is every step of the way. Dedicated support from FedEx means security for you when it matters most.

FedEx Priority Alert Plus™ comes with an even higher guarantee — proactive defense. In the unlikely case of a delay, your critical, temperature-sensitive shipment (typically healthcare-related) will get the necessary intervention, such as dry ice replenishment, gel pack reconditioning and access to cold storage. FedEx understands the on-time delivery of critical shipments can save lives. We offer added assurance that your urgent package will be closely watched from the time of departure until it's safely delivered.

Pink means priority. Priority Alert packages come equipped with bright pink tape around the package, signaling their priority status when it comes to loading and unloading.

FedEx Priority Alert™ and FedEx Priority Alert Plus™ are specialized contract-only, fee-based services that combine 24/7 support, advanced shipment monitoring, proactive notification and customized package recovery for critical and time-sensitive shipments. Shipments receive priority boarding and priority clearance handling. For ease of visibility, all FedEx Priority Alert™ information is printed on the FedEx ASTRA label. A per package surcharge is associated with FedEx Priority Alert™ service.

FedEx Priority Alert Plus™ includes all the FedEx Priority Alert™ features of the highest level of advanced monitoring for time and temperature sensitive shipments catering to the financial, aerospace, electronics manufacturing and healthcare industries, plus these options:

- Dry Ice Replenishment
- Gel Pack Replacement
- Cold Storage

As with FedEx Priority Alert™, a surcharge is associated with this special service.

25.2.1 FedEx Priority Alert Service

The FedEx Priority Alert and Priority Alert Plus services are supported as an option for the following shipment services:

- FedEx First Overnight®
- FedEx First Overnight® Freight (for contracted accounts only)
- FedEx Priority Overnight®
- FedEx 1Day® Freight (Express)
- FedEx International Priority®
- FedEx International First®
- FedEx Europe First®
- FedEx International Priority® Freight

- FedEx International Priority DirectDistribution® (IPD), includes Single Point of Clearance (SPOC)

Shipment Special Services include:

- Saturday Delivery
- Weekday Delivery
- Hold Saturday
- **Hold at FedEx Location**

Package Special Services includes:

- **Dangerous Goods**
- Dry Ice
- Signature Service Option

FedEx Priority Alert and Priority Alert Plus require a service contract. If you are interested in signing up for FedEx Priority Alert options, contact your FedEx account executive.

25.2.2 FedEx Priority Alert Coding Details

In addition to the basic complex elements required for all ship requests described in the [Introduction](#), the following elements are required for the FedEx Priority Alert feature:

Table 205. Priority Alert Basic Complex Elements

Element	Description
SpecialServicesRequested/SpecialServiceTypes	Field Level: Package Identifies the special service type at the package level. Specify PRIORITY_ALERT to notify customers in the event that a critical shipment is delayed.
SpecialServicesRequested/PriorityAlertDetail/Content	Field Level: Package Optional. Specify any associated details to include with FedEx Priority Alert Notification.
SpecialServicesRequested/PriorityAlertDetail/EnhancementTypes	Field Level: Package Identifies the Priority Alert special service type at the package level. Specify PRIORITY_ALERT_PLUS which includes intervention to protect shipment contents.

Table 206. Priority Alert Additional Reply Elements

Element	Description
Surcharges/SurchargeType	Field Level: Shipment/Package Identifies the surcharge type returned. For Priority Alert surcharges, this value is returned as PRIORITY_ALERT.
Surcharges/Description	Field Level: Shipment/Package Description of surcharge type returned.

Element	Description
Surcharges/Amount/Currency	Field Level: Shipment/Package Currency Code of surcharge amount returned.
Surcharges/Amount/Amount	Field Level: Shipment/Package Amount of surcharge returned.

25.3 Saturday Service

In the ShipService WSDL, you may choose Saturday pickup or Saturday delivery services for your FedEx Express® shipments for an additional surcharge.

25.3.1 Saturday Ship and Delivery Services

The following service details apply:

- Saturday delivery is available for the following FedEx Express U.S. service types:
 - FedEx Priority Overnight®
 - FedEx 2Day®
 - FedEx 2Day® A.M.
 - FedEx 1Day® Freight
 - FedEx 2Day® Freight
 - FedEx First Overnight® Freight
- Saturday pickup is available for the following FedEx Express U.S. service types:
 - FedEx Priority Overnight
 - FedEx Standard Overnight®
 - FedEx 2Day
 - FedEx Express Saver®
 - FedEx First Overnight Freight
- Saturday Hold at Location service is available for the following FedEx Express U.S. service types:
 - FedEx Priority Overnight
 - FedEx 2Day
- To determine if **Saturday Service** is available for your shipment origin/destination pair, use the Validation Availability And Commitment Service and Country Service WSDL ServiceAvailabilityRequest.

For more detailed information about the services offered by FedEx, see the electronic [FedEx Service Guide](#).

25.3.2 Saturday Ship and Delivery Coding Details

Saturday service is a part of ShipService WSDL. The following elements are required:

Table 207. Saturday Ship and Delivery Request Elements

Element	Description
RequestedShipment/ SpecialServicesRequested/ SpecialServiceTypes	<p>Two elements must be included in the ShipService WSDL for Saturday services:</p> <ul style="list-style-type: none"> SATURDAY_DELIVERY: The ship date and service must equal a Saturday delivery date. For example, if you choose FedEx Priority Overnight and your ship date is Thursday, then Saturday delivery is not allowed. SATURDAY_PICKUP: Ship date must equal a Saturday date for this option. <p><i>Note: A Hold At FedEx Location Saturday Delivery indication can be implemented by setting the SpecialServicesRequested to be both HOLD_AT_LOCATION and SATURDAY_DELIVERY.</i></p>

25.4 FedEx Express Collect on Delivery (C.O.D.)

The FedEx® Collect on Delivery (C.O.D.) option allows you to designate the amount of money the FedEx Express courier collects from your recipient when the package is delivered. Enrollment is not required. Your recipient can pay by personal check, money order, cashier's check, company check, official check, or certified check. FedEx returns payment to you the next business day by FedEx Standard Overnight® (where available: otherwise, FedEx 2Day®). An additional surcharge applies to C.O.D. shipments.

25.4.1 Express C.O.D. Service Details

The following service details apply to FedEx C.O.D.:

- C.O.D. service is not available with FedEx SameDay® or FedEx First Overnight®. C.O.D. services is not available to and from extended services areas for FedEx Express® Freight Services shipments. Also, C.O.D. service is not available to and from Puerto Rico or other international locations.
- These services allow C.O.D.: FedEx Priority Overnight®, FedEx Standard Overnight, FedEx 2Day, FedEx 2Day® A.M., FedEx Express Saver® and FedEx Freight.
- C.O.D. is not available for FedEx First Overnight.
- C.O.D. is not available for international shipments.
- C.O.D. is not available for intra-Canada or intra-Mexico FedEx Express shipments.
- Dangerous Goods** may be shipped using the C.O.D. service.
- Hold at FedEx Location** is allowed with the C.O.D. service.

For more detailed information about the services offered by FedEx, see the electronic [FedEx Service Guide](#).

25.4.2 FedEx Express C.O.D. Coding Details

Before you begin coding C.O.D., you should know:

- In the case of Express MPS COD one outbound label is returned for each package and a single return label is returned with the final label request.
- Two labels are returned in the Ship reply: one outbound label to ship the package and one inbound label to return payment to you.
- Valid payment types are:
 - Secured: cashier's check, official check, or money order.
 - Unsecured: personal check, certified check, cashier's check, official check, money order, or company check.
- To code C.O.D. shipments as multiple-piece shipments (MPS), you must submit multiple ship requests. You must submit a ship request for the master package and one ship request for each child package in the MPS. See [Single C.O.D. Shipments](#) for more information about the multiple occurrence elements. For C.O.D. multiple-package shipments, a shipping label prints for each package, and one C.O.D. return label prints to return payment to you.
- You may override your shipper address to return the payment to a different location.
- FedEx Express C.O.D. is requested using the ShipService WSDL. The COD Special Service must be applied at the Shipment Level for Express COD. In addition to the basic shipping elements required for a FedEx Express shipment, the following elements are available:

For more detailed information about the services offered by FedEx, see the electronic [FedEx Service Guide](#).

25.4.2.1 Single C.O.D. Shipments

Table 208. Single C.O.D. Shipment Elements

Element	Description
RequestedShipment/ ShipmentSpecialServicesRequested /SpecialServiceTypes	Field Level: Shipment This element should be set to COD for a single COD package. For an multiple-piece shipment (MPS) C.O.D., the master package (first package in the sequence) must include this element.
Weight	Field Level: Package Individual package weight is required for all shipments. The Weight element includes Weight/Units and Weight/Value. Values for Weight/Units are: <ul style="list-style-type: none"> • LB • KG Weight/Value is entered with one explicit decimal position.
Dimensions	Field Level: Package Optional for customer packages. Not allowed for FedEx package types. Valid measurements are whole numbers greater than zero.

Element	Description
	<p>The Dimensions element include:</p> <ul style="list-style-type: none"> • Width • Height • Length • Units <p>Dimensions/Units values are:</p> <ul style="list-style-type: none"> • CM • IN
SpecialServicesRequested /CodCollectionAmount	<p>Field Level: Package Valid values are:</p> <ul style="list-style-type: none"> • Currency: Currency type for C.O.D. For U.S. Express shipments, the currency type is USD. • Amount: The total amount to be collected. For multiple-package shipments, the element must be included on each package and include the total collection amount minus transportation charges. <p><i>Note: The collection amount must be added to each package in an MPS C.O.D. shipment.</i></p>
CodDetail/ CodAddTransportationChargesDetail	<p>Field Level: Shipment Optional. This element allows you to add transportation charges to the C.O.D. collection amount. Valid values:</p> <ul style="list-style-type: none"> • ADD_ACCOUNT_COD_SURCHARGE • ADD_ACCOUNT_NET_CHARGE • ADD_ACCOUNT_NET_FREIGHT • ADD_ACCOUNT_TOTAL_CUSTOMER_CHARGE • ADD_LIST_COD_SURCHARGE • ADD_LIST_NET_CHARGE • ADD_LIST_NET_FREIGHT • ADD_LIST_TOTAL_CUSTOMER_CHARGE
CodDetail/ CodAddTransportationChargesDetail/ RateTypeBasis	<p>Field Level: Shipment The element allows you to specify the rate type. Valid values:</p> <ul style="list-style-type: none"> • ACCOUNT: Uses the customer's account rate as the basis for the additional charge calculation.

Element	Description
	<ul style="list-style-type: none"> • LIST: Uses the FedEx List rate as the basis for the additional charge calculation.
CodDetail/ CodAddTransportationChargesDetail/ ChargeBasis	<p>Field Level: Shipment Valid values:</p> <ul style="list-style-type: none"> • COD_SURCHARGE: Adds the COD surcharge amount to the collect amount. • NET_CHARGE: Adds the net freight plus surcharges and taxes to the collect amount. • NET_FREIGHT: Adds the base freight charge minus discounts to the collect amount. • TOTAL_CUSTOMER_CHARGE: Adds the net freight charge plus variable handling to the collect amount.
CodDetail/ AddTransportationChargesDetail/ ChargeBasisLevel	<p>Field Level: Shipment Valid values:</p> <ul style="list-style-type: none"> • CURRENT_PACKAGE: Adds the current package charge basis to the COD amount. • SUM_OF_PACKAGES: Adds the charge basis for all packages in the shipment to the COD amount. <p><i>Note: For Express shipments, the COD amount is calculated only at the shipment level; therefore, both of these values use the shipment totals.</i></p>
CodDetail/CollectionType	<p>Field Level: Shipment Required. Valid values:</p> <ul style="list-style-type: none"> • ANY • CASH • COMPANY_CHECK • GUARANTEED_FUNDS • PERSONAL_CHECK
CodDetail/CodRecipient	<p>Field Level: Shipment The C.O.D. return label uses your shipper information as the recipient for the C.O.D. payment. To override this address, the following elements are required:</p> <ul style="list-style-type: none"> • Contact • Company (if contact is not supplied) • City • Country

Element	Description
	<ul style="list-style-type: none"> • State • PostalCode • Phone • Residential (for residential addresses)
CodDetail/ FinancialInstitutionContactAnd Address	Field Level: Shipment When the FedEx COD payment type is not CASH, indicates the contact and address of the financial institution used to service the payment of the COD.
CodDetail/RemitToName	Field Level: Shipment Specify the name of the person or company receiving the secured/unsecured funds payment.
CodDetail/ReferenceIndicator	Field Level: Shipment Optional. If you want reference information added to the return C.O.D. label, use this element. Values are: <ul style="list-style-type: none"> • INVOICE • PO • REFERENCE • TRACKING
CodDetail/ReturnTrackingId	Field Level: Shipment Only used with multi-piece COD shipments sent in multiple transactions. Required on last transaction only.

25.4.2.2 Multiple Piece Shipment C.O.D. Request Elements

Note: The maximum number of packages in an multiple-piece shipment (MPS) request is 200.

Table 209. Multiple Piece Shipment C.O.D. Request Elements

Element	Description
RequestedPackageLineItems/ SequenceNumber	Field Level: Package Required for multiple-package shipments. Each C.O.D. shipment must contain a SequenceNumber. For example, the first package (also known as the master package) has a sequence number of 1. All additional packages are numbered sequentially. This number system is important because the master package carries shipment-level information.
MasterTrackingId	Field Level: Package Required for multiple-package shipments. The reply for the first package (master package) in a C.O.D. shipment includes the MasterTrackingId

Element	Description
	element. This element includes both the MasterTrackingNumber and FormID. For each subsequent ship request for an multiple piece shipment C.O.D., the MasterTrackingId (with MasterTrackingNumber and FormID) element is required.
PackageCount	Field Level: Shipment Total number of packages in the multiple-piece C.O.D. shipment. Include this element in the master package request. The maximum number of packages in one rate request is 100.
TotalWeight	Field Level: Shipment Total shipment weight is added to the master package in the multiple-package shipment and contains the total weight of all packages in the shipment.
CodReturnTrackingId	Field Level: Shipment The CodReturnTrackingId (including TrackingNumber and FormID) is returned in the master package reply. This ID is required on the final package in an multiple-piece C.O.D. shipment.

25.4.2.3 Multiple Piece Shipment C.O.D. Reply Elements

Table 210. Multiple Piece Shipment C.O.D. Reply Elements

Element	Description
ProcessShipmentReply/ CompletedShipmentDetail/	The reply payload. All of the returned information about this shipment/package.
CompletedShipmentDetail/ UsDomestic	Indicates whether or not this is a US Domestic shipment.
CompletedShipmentDetail/ CarrierCode	Indicates the carrier that will be used to deliver this shipment.
CompletedShipmentDetail/ MasterTrackingId	The master tracking number and form id of this multiple piece shipment. This information is to be provided for each subsequent of a multiple piece shipment.
CompletedShipmentDetail/ ServiceTypeDescription	Description of the FedEx service used for this shipment. Currently not supported.
CompletedShipmentDetail/ PackagingDescription	Description of the packaging used for this shipment. Currently not supported.
CompletedShipmentDetail/ AssociatedShipments	Provides the customer with the Delivery on Invoice Acceptance data.
CompletedShipmentDetail/ CompletedCodDetail	Specify the results of processing for the COD special service.
CompletedShipmentDetail/ CompletedCodDetail/CollectionAmount	The amount to be collected for the shipment.

Element	Description
CompletedShipmentDetail/ CompletedCodDetail/AdjustmentType	Specify the type of adjustment that was performed to the COD collection amount during rating.

*Note: Additional shipping options like **Dangerous Goods** and **Hold at FedEx Location** are available for C.O.D. shipments. Information for each of these options is provided in the applicable topic. For C.O.D. multiple-piece shipments, you may request additional options either on the package level or the shipment level:*

Table 211. Multiple Piece Shipment C.O.D. Additional Shipping Options Reply Elements

Shipping Option	Package vs. Shipment Level
Delivery Signature Options	Shipment
Hazardous Materials	Shipment
Dry Ice	Shipment
Reference Elements	Package
Shipment Notification	Shipment
Future Day	Shipment
Hold at Location	Shipment
Inside Delivery	Shipment
Inside Pickup	Shipment
Saturday Services	Shipment
Variable Handling Charge	Package

25.5 FedEx Ground U.S. Collect On Delivery (C.O.D.)

FedEx Ground® C.O.D. allows the shipper to designate the amount of money that the FedEx Ground driver collects from the recipient when a package is delivered. If the FedEx Ground driver collects guaranteed funds, or a company and/or personal check, the payment is sent directly to the shipper via U.S. mail. If cash is collected, by the next business day, FedEx Ground issues a check to the shipper in the amount of the cash collected. The FedEx issued check is sent to the shipper using the U.S. Postal Service. The shipper must designate the type of payment to be collected by FedEx Ground. FedEx Ground C.O.D. is not available with the FedEx Home Delivery® service. Available options with FedEx Ground C.O.D.:

- **Delivery Signature Options**

- **Hazardous Materials FedEx Ground US**
- Additional handling options are available in **FedEx Ground US Shipping**

Note: FedEx offers a FedEx Ground® Electronic C.O.D. (E.C.O.D.) option. When you contract to use this option, FedEx electronically deposits your C.O.D. payment into your bank account within 24 to 48 hours of collection. Because E.C.O.D. is a contract service, you must contact your FedEx account executive to register for this option. No additional entries are required to create an E.C.O.D. shipment in the Ship request.

For more detailed information about the services offered by FedEx, see the electronic **FedEx Service Guide**.

25.5.1 FedEx Ground C.O.D. Coding Details

Before you begin coding FedEx Ground C.O.D., you should know:

- C.O.D special service must be specified at the package level.
- Two labels print at ship time: one inbound label to ship the package and one outbound label to return payment to you.
- Valid payment amounts are:
 - Secured — cashier's check, official check, or money order
 - Unsecured — personal check, certified check, cashier's check, official check, money order, or company check

C.O.D. shipments can be coded as multiple-package shipments (MPS). This means that you must create multiple C.O.D. packages using multiple Ship requests. These packages must be going to the same destination with the same service type. See **Single and Multiple Piece C.O.D. Shipments** for more information about multiple occurrence elements. For C.O.D. MPS, a shipping label prints for each package, and one C.O.D. return label prints to return payment to you.

Note: A COD return label is returned for each outbound Ground COD label request.(not true for Express MPS COD)

- For Ground COD MPS shipment, one outbound and one return label is returned for each package. C.O.D. return label is printed to return the payment to you.

25.5.1.1 Single and Multiple Piece C.O.D. Shipments

FedEx Ground C.O.D. is requested using the ShipService WSDL. In addition to the basic shipping elements required for a FedEx Ground shipment, the following elements are available:

Table 212. Single and C.O.D. Multiple Piece Shipment Elements

Element	Description
RequestedShipment/ ShipmentSpecialServicesRequested/ SpecialServiceTypes	Field Level: Shipment This element should be set to COD for a single C.O.D. package. For a C.O.D multiple-piece shipment (MPS), the master package (first package in the sequence) must include this element. <i>Note: The COD special service type and associated information are added at the package level under RequestedPackageLineItems.</i>

Element	Description
Weight	<p>Field Level: Package</p> <p>Individual package weight is required for all shipments. The Weight element includes Weight/Units and Weight/Value. Values for Weight/Units are:</p> <ul style="list-style-type: none"> • LB • KG <p>Weight/Value is entered with one explicit decimal position.</p>
Dimensions	<p>Field Level: Package</p> <p>Optional for customer packages. Not allowed for FedEx package types. Valid measurements are whole numbers greater than zero. The Dimensions element includes:</p> <ul style="list-style-type: none"> • Width • Height • Length • Units <p>Dimensions/Units values are:</p> <ul style="list-style-type: none"> • CM • IN
CodDetail/CollectionAmount	<p>Field Level: Package</p> <p>Valid values are:</p> <ul style="list-style-type: none"> • Currency: Currency type for C.O.D. For U.S. Express shipments, the currency type is U.S. • Amount: The total amount to be collected. For MPS, the element must be included on each package and include the total collection amount minus transportation charges. <p><i>Note: The collection amount must be added to each package in an MPS C.O.D. shipment. Since FedEx Ground packages do not travel together and may be delivered at different times, you should add the value for the individual packages to be collected.</i></p>
CodAddTransportationChargesDetail/RateTypeBasis	<p>Field Level: Shipment</p> <p>Optional.</p> <p>Select the type of rate from which the element is to be selected. Valid values are:</p> <ul style="list-style-type: none"> • ACCOUNT: Uses the customer's account rate as the basis for the additional charge calculation. • LIST: Uses the FedEx List rate as the basis for the additional charge calculation.
CodAddTransportationChargesDetail/ChargeBasis	<p>Valid values are:</p>

Element	Description
	<ul style="list-style-type: none"> • COD_SURCHARGE: Adds the COD surcharge amount to the collect amount. • NET_CHARGE: Adds the net freight plus surcharges and taxes to the collect amount. • NET_FREIGHT: Adds the base freight charge minus discounts to the collect amount. • TOTAL_CUSTOMER_CHARGE: Adds the net freight charge plus variable handling to the collect amount.
CodAddTransportationChargesDetail/ ChargeBasisLevel	<p>Valid values are:</p> <ul style="list-style-type: none"> • CURRENT_PACKAGE: Adds the current package charge basis to the COD amount. • SUM_OF_PACKAGES: Adds the charge basis for all packages in the shipment to the COD amount. <p><i>Note: For Express shipments, the COD amount is calculated only at the shipment level; therefore, both of these values use the shipment totals.</i></p>
CodRecipient	<p>Field Level: Shipment</p> <p>The C.O.D. return label uses your shipper information as the recipient for the C.O.D. payment. To override this address, the following elements are required:</p> <ul style="list-style-type: none"> • Contact • Company (if contact is not supplied) • City • Country • State • PostalCode • Telephone • Residential (for residential addresses)
CodDetail/CollectionType	<p>Field Level: Shipment Required.</p> <p>Valid values are:</p> <ul style="list-style-type: none"> • ANY • CASH • COMPANY_CHECK • GUARANTEED_FUNDS • PERSONAL_CHECK

Element	Description
CodDetail/CodRecipient	Field Level: Shipment For Express, this is the descriptive data that is used for the recipient of the FedEx Letter containing the COD payment. For Ground, this is the descriptive data for the party to receive the payment that prints the COD receipt.
CodDetail/FinancialInstitutionContact AndAddress	Field Level: Shipment When the FedEx COD payment type is not CASH, indicates the contact and address of the financial institution used to service the payment of the COD.
RemitToName	Field Level: Shipment Specify the name of the person or company receiving the secured/unsecured funds payment.
CodDetail/ReferenceIndicator	Field Level: Shipment Optional. If you want reference information added to the return C.O.D. label, use this element. Values are: <ul style="list-style-type: none"> • INVOICE • PO • REFERENCE • TRACKING
ReturnTrackingId	Field Level: Shipment Only used with multiple-piece C.O.D. shipments sent in multiple transactions. Required on last transaction only.

Example 36: C.O.D. Transaction

```
<SOAP-ENV:Envelope xmlns:SOAP-ENV="http://schemas.xmlsoap.org/soap/envelope/"
xmlns="http://fedex.com/ws/ship/v17">
  <SOAP-ENV:Header/>
  <SOAP-ENV:Body>
    <ProcessShipmentRequest>
      <WebAuthenticationDetail>
        <ParentCredential>
          <Key>XXXXXXXXXX</Key>
          <Password>XXXXXXXXXX</Password>
        </ParentCredential>
        <UserCredential>
          <Key>XXXXXXXXXX</Key>
          <Password>XXXXXXXXXX</Password>
        </UserCredential>
      </WebAuthenticationDetail>
      <ClientDetail>
```

```
<AccountNumber>XXXXXXXXXX</AccountNumber>
<MeterNumber>XXXXXXX</MeterNumber>
</ClientDetail>
<TransactionDetail>
  <CustomerTransactionId>Ship_International_basic</CustomerTransactionId>
</TransactionDetail>
<Version>
  <ServiceId>ship</ServiceId>
  <Major>17</Major>
  <Intermediate>0</Intermediate>
  <Minor>0</Minor>
</Version>
<RequestedShipment>
  <ShipTimestamp>YYYY-MM-DDT12:34:56-06:00</ShipTimestamp>
  <DropoffType>REGULAR_PICKUP</DropoffType>
  <ServiceType>PRIORITY_OVERNIGHT</ServiceType>
  <PackagingType>YOUR_PACKAGING</PackagingType>
  <Shipper>
    <AccountNumber>XXXXXXXXXX</AccountNumber>
    <Contact>
      <PersonName>Test</PersonName>
      <CompanyName>XXXXXX</CompanyName>
      <PhoneNumber>9822280721</PhoneNumber>
      <EmailAddress>XXXXXX</EmailAddress>
    </Contact>
    <Address>
      <StreetLines>Test Sender Address Line1</StreetLines>
      <City>City</City>
      <StateOrProvinceCode>XX</StateOrProvinceCode>
      <PostalCode>XXXXX</PostalCode>
      <CountryCode>US</CountryCode>
    </Address>
  </Shipper>
  <Recipient>
    <AccountNumber>XXXXXXXXXX</AccountNumber>
    <Contact>
      <PersonName>XXXXX</PersonName>
      <CompanyName>XXXXX</CompanyName>
      <PhoneNumber>9822280721</PhoneNumber>
      <EmailAddress>XXXXX</EmailAddress>
    </Contact>
    <Address>
```

```
<StreetLines>Recipient Address Line 1</StreetLines>
<StreetLines>Recipient Address Line 2</StreetLines>
<City>Collierville</City>
<StateOrProvinceCode>TN</StateOrProvinceCode>
<PostalCode>38017</PostalCode>
<CountryCode>US</CountryCode>
</Address>
</Recipient>
<ShippingChargesPayment>
  <PaymentType>SENDER</PaymentType>
  <Payor>
    <ResponsibleParty>
      <AccountNumber>XXXXXXXX</AccountNumber>
      <Contact>
        <PersonName>XXXXXX</PersonName>
        <EmailAddress>XXXXXX</EmailAddress>
      </Contact>
    </ResponsibleParty>
  </Payor>
</ShippingChargesPayment>
<SpecialServicesRequested>
  <SpecialServiceTypes>COD</SpecialServiceTypes>
  <CodDetail>
    <CodCollectionAmount>
      <Currency>USD</Currency>
      <Amount>100.00</Amount>
    </CodCollectionAmount>
    <CollectionType>ANY</CollectionType>
  </CodDetail>
</SpecialServicesRequested>
<LabelSpecification>
  <LabelFormatType>COMMON2D</LabelFormatType>
  <ImageType>PNG</ImageType>
</LabelSpecification>
<RateRequestTypes>LIST</RateRequestTypes>
<PackageCount>1</PackageCount>
<RequestedPackageLineItems>
  <SequenceNumber>1</SequenceNumber>
  <Weight>
    <Units>LB</Units>
    <Value>40</Value>
  </Weight>
```

```

    <Dimensions>
      <Length>5</Length>
      <Width>5</Width>
      <Height>5</Height>
      <Units>IN</Units>
    </Dimensions>
    <PhysicalPackaging>BAG</PhysicalPackaging>
    <ItemDescription>Book</ItemDescription>
    <CustomerReferences>
      <CustomerReferenceType>CUSTOMER_REFERENCE</CustomerReferenceType>
      <Value>NAFTA_COO</Value>
    </CustomerReferences>
  </RequestedPackageLineItems>
</RequestedShipment>
</ProcessShipmentRequest>
</SOAP-ENV:Body>
</SOAP-ENV:Envelope>

```

25.5.1.2 Multiple-Piece Shipment C.O.D. Elements

Table 213. Multiple-Piece Shipment C.O.D. Elements

Element	Description
SequenceNumber	Field Level: Package Required for multiple-piece shipments (MPS). Each C.O.D. shipment must contain a SequenceNumber. For example, the first package (also known as the master package) has a sequence number of 1. All additional packages are numbered sequentially. This number system is important because the master package carries shipment-level information.
MasterTrackingId	Field Level: Package Required for MPS. The reply for the first package (master package) in a C.O.D. shipment includes the MasterTrackingID element. This element includes both the MasterTrackingNumber and FormID. For each subsequent ship request for an MPS C.O.D., the MasterTrackingID (with MasterTrackingNumber and FormID) element is required.
MasterTrackingID/TrackingIDType	Field Level: Package Valid values: <ul style="list-style-type: none"> • EXPRESS • FREIGHT • GROUND

Element	Description
	<ul style="list-style-type: none"> • USPS • FEDEX
PackageCount	Field Level: Shipment Total number of packages in the C.O.D. multiple-piece shipment. Include this element in the master package request.
TotalShipmentWeight	Field Level: Shipment Total shipment weight is added to the master package in the MPS and contains the total weight of all packages in the shipment.

25.5.1.3 Mult-Piece Shipment C.O.D. Reply Elements

Table 214. Multiple-Piece Shipment C.O.D. Reply Elements

Element	Description
CompletedShipmentDetail/ MasterTrackingId/TrackingNumber	Returned in the reply for a single piece C.O.D. for Express shipping. Includes tracking number and form ID.
MasterTrackingId	Returned in the master package reply for an MPS C.O.D. Includes tracking number and form ID.
MasterTrackingId/TrackingIdType	Valid values are: <ul style="list-style-type: none"> • EXPRESS • FREIGHT • GROUND • USPS • FEDEX
Surcharge/SurchargeType	COD for C.O.D. surcharge amount for shipment.
SpecialServicesRequested/CodDetail /ReturnTrackingId	Optional. Returned in the reply only when used with multipiece COD shipments sent in multiple transactions. Required on last transaction only.
CompletedShipmentDetail /CompletedCodDetail /CollectionAmount	The amount to be collected for the shipment.
CompletedShipmentDetail/ CompletedCodDetail/AdjustmentType	Specify the type of adjustment that was performed to the COD collection amount during rating.

Note: Additional shipping options like Hazardous Materials and Shipment Notification are available for C.O.D. shipments. Information for each of these options is provided in the applicable topic. For MPS C.O.D. shipments, you may request additional options either on the package level or the shipment level:

Table 215. Additional Multiple-Piece Package/Shipment C.O.D. Options

Shipping Option	Package vs. Shipment Level
Delivery Signature Options	Shipment
Hazardous Materials	Shipment
Dry Ice	Shipment
Reference Elements	Package
Shipment Notification	Shipment
Future Day	Shipment
Variable Handling Charge	Package

25.6 Ground E.C.O.D.

Use the FedEx Ground E.C.O.D. service option to receive funds within 24 to 48 hours after shipment delivery. Shippers receive monies via electronic funds transfer. Contact your FedEx account executive for more information about E.C.O.D.

E.C.O.D. is not available with FedEx Home Delivery service. You can ship either C.O.D. and/or E.C.O.D., but you cannot use both services simultaneously under the same meter number.

Available options with FedEx Ground E.C.O.D.:

- [FedEx Priority Alert Options](#)
- Prepaid or third-party billing only
- Declared Value
- [Alcohol Shipping](#)
- [FedEx Home Delivery Convenient Delivery Options](#)
- [Masked Data](#)

Shipping a FedEx Ground E.C.O.D. package requires three thermal labels. Label 1 must be affixed to the outside shipping container. Labels 2 and 3 must be placed in a FedEx Ground C.O.D. pouch (OP013 POUCH) and affixed to the outside shipping container. For more detailed information about the services offered by FedEx, see the electronic [FedEx Service Guide](#).

25.7 Hold at FedEx Location

Hold at FedEx Location (HAL) is available to customers who want to pick up a package rather than have it delivered. The shipper must select the FedEx pickup location from designated FedEx Office® Print and Ship Center or FedEx World Service Center® locations. You must first use the Locations Service WSDL to locate FedEx locations to use with the Hold at FedEx Location option.

25.7.1 Hold at FedEx Location Service Details

The following shipping services allow the HOLD_AT_LOCATION option:

- FedEx Priority Overnight® (Saturday service available)
- FedEx Standard Overnight®
- FedEx 2Day® (Saturday service available)
- FedEx 2Day® A.M.
- FedEx Express Saver®
- FedEx 1Day® Freight
- FedEx 2Day® Freight
- FedEx 3Day® Freight
- FedEx Ground®
- FedEx Home Delivery®

Hold at FedEx Location service is also available for certain international shipments. Services include FedEx International Priority®, FedEx International Economy®, FedEx International Priority® Freight and FedEx International Economy® Freight. Call **1.800.GoFedEx 1.800.463.3339** and say “International Services” to confirm pickup date and time. The service is not available for FedEx SameDay® or FedEx First Overnight®.

Saturday Hold at FedEx Location Services is available for FedEx Priority Overnight and FedEx 2Day. Saturday Hold at FedEx Location service is not available for FedEx Freight. Use Locations Service to determine if Hold at FedEx Location and Redirect to Hold is available between your origin ZIP code and destination ZIP code. For FedEx Express® and FedEx Ground® shipments, you also have the option of requesting Adult Signature Required for pickup at the FedEx location. The standard Adult Signature Surcharge applies.

Note: Hold at FedEx Location service is not available for intra-United Kingdom shipments.

For more detailed information about the services offered by FedEx, see the electronic [FedEx Service Guide](#).

25.7.2 Hold at FedEx Location Coding Details

The following ShipService WSDL elements are required for Hold at FedEx Location:

Table 216. Hold at FedEx Location Elements

Element	Description
RequestedShipment/ SpecialServicesRequested/ SpecialServiceTypes	<p>For the Hold At FedEx Location service, you must include a SpecialServiceTypes element with the value HOLD_AT_LOCATION.</p> <p><i>Note: A Hold At FedEx Location Saturday Delivery indication can be implemented by setting the SpecialServicesRequested/SpecialServiceTypes to be both HOLD_AT_LOCATION and SATURDAY_DELIVERY.</i></p>

Element	Description
RequestedShipment/ SpecialServicesRequested/ HoldAtLocationDetail/PhoneNumber	Specify the phone number on which you will be notified that your shipment is ready to be picked up when your Hold at FedEx Location shipment is received at the designated FedEx location.
RequestedShipment/ SpecialServicesRequested/ HoldAtLocationDetail/ LocationContactAndAddress/Contact	Specify contact name for the location address where your shipment will be held.
RequestedShipment/ SpecialServicesRequested/ HoldAtLocationDetail/ LocationContactAndAddress/Address	The FedEx location address where you want to have your shipment held for pickup is required in the ship transaction. For a list of available FedEx locations, use the FedEx Locations Service to search for FedEx locations where Hold at FedEx Location service is available. You must obtain the eligible Location Address from the Locations WSDL and populate this element with the data found in the SearchLocationsReply element.

25.8 Shipping Document Service

FedEx Web Services can save you time and help optimize your shipping by creating many shipping documents for you. You will need to submit the required data elements in your Ship requests, including signature and/or letterhead images if required. Before you can attach images, you must upload them (refer to Upload Images, Chapter 43 for details). FedEx Web Services will then create the shipping documents and return them in your Ship replies as Base64-encoded strings. You can also request that most shipping documents be sent electronically (*see* the Electronic Trade Documents WSDL Guide) instead of printing and attaching them to your shipments.

25.8.1 Shipping Document Service Details

FedEx Web Services can create the following types of shipping documents:

- Certificate of Origin
- Commercial Invoice
- Customer Specified Labels
- Custom Package Document
- Custom Shipment Document
- Shipper's Declaration for Dangerous Goods Form 1421C
- Export Declaration
- FedEx Freight Address Label
- General Agency Agreement (GAA)

- Labels
- NAFTA Certificate of Origin
- OP-900 (Required for shipping hazardous materials with FedEx Ground®)
- Pro Forma Invoice
- Return Instructions

For more detailed information about the services offered by FedEx, see the electronic [FedEx Service Guide](#).

25.8.2 Shipping Document Coding Details

The following request elements are available from the ShipService WSDL. Include these elements to produce a Certificate of Origin.

25.8.2.1 Certificate of Origin Elements

Table 217. Certificate of Origin Elements

Element	Description
ProcessShipmentRequest /RequestedShipment /ShippingDocumentSpecification /ShippingDocumentType	Required Specify CERTIFICATE_OF_ORIGIN.
ShippingDocumentSpecification /CertificateOfOrigin	Optional The instructions indicating how to print the Certificate of Origin, such as whether or not to include the instructions, image types, and so on.
ShippingDocumentSpecification /CertificateOfOrigin /DocumentFormat	Optional Specify characteristics of a shipping document to be produced. ImageType and StockType are required. Other elements are optional.
ShippingDocumentSpecification /CertificateOfOrigin /CustomerImageUsages	Optional Specify the usage and identification of customer supplied images to be used on this document. Specify image of type SIGNATURE to include on your document.
RequestedShipment /SpecialServicesRequested ShipmentSpecialServicesRequest ed /ShipmentSpecialServiceType	Optional The types of all special services requested for the enclosing shipment (or other shipment-level transaction). Specify ELECTRONIC_TRADE_DOCUMENTS to send this document electronically.
SpecialServicesRequested /EtdDetail /RequestedDocumentCopies	Optional Specify CERTIFICATE_OF_ORIGIN if you want to send this document electronically and also receive a copy of this document in reply.
SpecialServicesRequested /Detail	Optional Customer reference to the uploaded document(s).

Element	Description
/DocumentReferences	
RequestedShipment /CustomsClearanceDetail /Commodities/Description	Complete and accurate description of this commodity.

25.8.2.2 Commerical Invoice Elements

Include the following elements to produce a Commercial Invoice:

Table 218. Commerical Invoice Elements

Element	Description
ProcessShipmentRequest /RequestedShipment/Shipper/Tins	Optional Specify Shipper tax identification number and type.
RequestedShipment/Recipient/Tins	Optional Specify Recipient tax identification number and type if known.
RequestedShipment/ SpecialServicesRequested ShipmentSpecialServicesRequested/ SpecialServicesTypes	Optional Specify ELECTRONIC_TRADE_DOCUMENTS to send this document electronically.
RequestedShipment/ SpecialServicesRequested ShipmentSpecialServicesRequested/ EtdDetail/ RequestedDocumentCopies	Optional Specify COMMERCIAL_INVOICE if you want to send this document electronically and also receive a copy of this document in reply.
RequestedShipment/ CustomsClearanceDetail/Brokers	Optional Specify Broker information only if you are using Broker Select Option for your shipment.
CustomsClearanceDetail/ Brokers/Type	Optional Specify one of the valid values: <ul style="list-style-type: none"> EXPORT IMPORT <i>Note: EXPORT is only valid for Freight shipments and Mexico origin shipments.</i>
CustomsClearanceDetail/ Brokers/Broker	Optional The two broker scenario for Mexico outbound shipments is optional - two brokers are not a required entry.
CustomsClearanceDetail/ ImporterOfRecord	Optional Specify Importer of Record information if different from Recipient.
CustomsClearanceDetail/	Optional

Element	Description
CustomsValue	Specify customs value for your entire shipment.
CustomsClearanceDetail/ InsuranceCharges	Optional Specify insurance charges if applicable. <i>Note: FedEx does not provide insurance of any kind.</i>
CustomsClearanceDetail/ PartiesToTransactionAreRelated	Optional Specify if parties to transactions are related. Valid values: <ul style="list-style-type: none"> • TRUE • FALSE
CustomsClearanceDetail/ CommercialInvoice/Comments	Optional Any comments that need to be communicated about this shipment.
CustomsClearanceDetail/ CommercialInvoice/ FreightCharge	Optional Specify freight charges.
CustomsClearanceDetail/ CommercialInvoice/ TaxesOrMiscellaneousCharge	Optional Specify total taxes and/or any miscellaneous charges.
CustomsClearanceDetail/ CommercialInvoice/PackingCosts	Optional Specify packing costs.
CustomsClearanceDetail/ CommercialInvoice/HandlingCosts	Optional Specify handling costs.
CustomsClearanceDetail/ CommercialInvoice/ SpecialInstructions	Optional Specify special instructions. <i>Note: Values specified for the CUSTOMER_REFERENCE element may also appear as special instructions.</i>
CustomsClearanceDetail/ CommercialInvoice/ DeclarationStatement	Optional Free-form text.
CustomsClearanceDetail/ CommercialInvoice/ PaymentTerms	Optional Specify payment terms.
CustomsClearanceDetail/ CommercialInvoice/Purpose	Optional Specify purpose of shipment. Valid values are: <ul style="list-style-type: none"> • GIFT • NOT_SOLD • PERSONAL_EFFECTS • REPAIR_AND_RETURN

Element	Description
	<ul style="list-style-type: none"> • SAMPLE • SOLD
CustomsClearanceDetail/ CommercialInvoice/CustomsInvoiceNumber	Optional Customer assigned Invoice number.
CustomsClearanceDetail/ CommercialInvoice/OriginatorName	Optional Name of the International Expert that completed the Commercial Invoice if different from Sender.
CustomsClearanceDetail/ CommercialInvoice/TermsOfSale	Optional Specify terms of sale. The existing incoterms, or terms of sale, are represented as enumerated list of values in the WSDLs. Due to frequent changes in the approved terms of sale, or incoterms, the type for the TermsOfSale element will be changed from a list of enumerations to a string type. Valid values: <ul style="list-style-type: none"> • CFR_OR_CPT • CIF_OR_CIP • DDP • DDU • DAP • DAT • EXW • FOB_OR_FCA
CustomsClearanceDetail/ Commodities/Name	Optional Specify name of the commodity.
CustomsClearanceDetail/ Commodities/NumberOfPieces	Required Specify number of pieces for the commodity.
CustomsClearanceDetail/ Commodities/Description	Optional Specify description of the commodity.
CustomsClearanceDetail/ Commodities/ CountryOfManufacture	Required Specify country where commodity was manufactured. <i>Note: "multiple countries" (country code 'XX') is not accepted as a valid country anymore.</i>
CustomsClearanceDetail/ Commodities/HarmonizedCode	Optional Specify Harmonized Code for commodity. Refer to the FedEx® Global Trade Manager for Harmonized Codes.
CustomsClearanceDetail/ Commodities/Weight	Required Specify weight of commodity.

Element	Description
CustomsClearanceDetail/ Commodities/Quantity	Optional Specify quantity of commodity.
CustomsClearanceDetail/ Commodities/QuantityUnits	Optional Unit of measure used to express the quantity of this commodity line item.
CustomsClearanceDetail/ Commodities/AdditionalMeasures	Optional Contains only additional quantitative information other than weight and quantity to calculate duties and taxes.
CustomsClearanceDetail/ Commodities/UnitPrice	Optional Value of each unit in Quantity. Six explicit decimal positions, Max length 18 including decimal.
CustomsClearanceDetail/ Commodities/CustomsValue	Optional Specify customs value for commodity.
CustomsClearanceDetail/ Commodities/ExciseConditions	Optional Defines additional characteristic of commodity used to calculate duties and taxes.
CustomsClearanceDetail/ Commodities/ExportLicenseNumber	Optional Applicable to U.S. export shipping only.
CustomsClearanceDetail/ Commodities/ ExportLicenseExpirationDate	Optional Date of expiration. Must be at least 1 day into future. The date that the Commerce Export License expires. Export License commodities may not be exported from the U.S. on an expired license. Applicable to U.S. shipping only. Required only if commodity is shipped on commerce export license, and Export License Number is supplied.
CustomsClearanceDetail/ Commodities/ CIMarksAndNumbers	Optional An identifying mark or number used on the packaging of a shipment to help customers identify a particular shipment.
CustomsClearanceDetail/ ExportDetail/ ExportComplianceStatement	Optional Enter Automated Export System (AES) or Foreign Trade Regulations (FTR) exemption.
CustomsClearanceDetail/ ExportDetail/PermitNumber	Optional This field is applicable only to Canada export non-document shipments of any value to any destination. No special characters are allowed.
CustomsClearanceDetail/ ExportDetail/ DestinationControlDetail	Optional VERY IMPORTANT: Specify appropriate destination control statement type(s). Valid values: <ul style="list-style-type: none"> • DEPARTMENT_OF_COMMERCE • DEPARTMENT_OF_STATE.

Element	Description
	Be sure to also specify destination country and end user.
RequestedShipment/ ShippingDocumentSpecification/ ShippingDocumentType	Required Specify COMMERCIAL_INVOICE.
ShippingDocumentSpecification/ CommercialInvoiceDetail/ DocumentFormat	Optional ImageType and StockType are required. Other elements are optional.
ShippingDocumentSpecification/ CommercialInvoiceDetail/ CustomerImageUsages	Optional Specify image type of LETTER_HEAD and/or SIGNATURE to include on the document.
RequestedShipment/ RequestedPackageLineItems/ CustomerReferences	Optional Specify P_O_NUMBER and/or INVOICE_NUMBER.

25.8.2.3 NAFTA Certificate of Origin

Include the following elements to produce a NAFTA Certificate of Origin:

Table 219. NAFTA Certificate of Origin Elements

Element	Description
ProcessShipmentRequest/RequestedShipment /Shipper/Tins	Optional Specify Shipper tax identification number and type.
RequestedShipment/Recipient/Tins	Optional Specify Recipient tax identification number and type if known.
RequestedShipment/SpecialServicesRequested/ SpecialServicesTypes	Optional Specify ELECTRONIC_TRADE_DOCUMENTS to send this document electronically.
RequestedShipment/SpecialServicesRequested/ EtdDetail/ RequestedDocumentCopies	Optional Specify NAFTA_CERTIFICATE_OF_ORIGIN if you want to send this document electronically and also receive a copy of this document in reply.
RequestedShipment/CustomsClearanceDetail/Brokers	Optional Specify Broker information only if you are using Broker Select Option for your shipment.

Element	Description
CustomsClearanceDetail/Brokers/Type	Optional Specify one of the valid values: <ul style="list-style-type: none"> • EXPORT • IMPORT <i>Note: EXPORT is only valid for Freight shipments and Mexico origin shipments.</i>
CustomsClearanceDetail/Brokers/Broker	Optional The two broker scenario for Mexico outbound shipments is optional - two brokers are not a required entry.
CustomsClearanceDetail/ImporterofRecord	Optional Specify Importer of Record information if different from Recipient.
CustomsClearanceDetail/CustomsValue	Optional Specify customs value for your entire shipment.
CustomsClearanceDetail/InsuranceCharges	Optional Specify insurance charges if applicable. <i>Note: FedEx does not provide insurance of any kind.</i>
CustomsClearanceDetail/PartiesToTransactionAreRelated	Optional Specify if parties to transactions are related. Valid values are: <ul style="list-style-type: none"> • TRUE • FALSE
CustomsClearanceDetail/Commodities	Optional Specify name of the commodity.
CustomsClearanceDetail/Commodities/NumberOfPieces	Required Specify number of pieces for the commodity.
CustomsClearanceDetail/Commodities/Description	Optional Specify description of the commodity.
CustomsClearanceDetail/Commodities/CountryOfManufacture	Required Specify country where commodity was manufactured. <i>Note: "multiple countries" (country code 'XX') is not accepted as a valid country anymore.</i>

Element	Description
CustomsClearanceDetail/Commodities/ HarmonizedCode	Optional Specify Harmonized Code for commodity. Refer to the FedEx® Global Trade Manager for Harmonized Codes.
CustomsClearanceDetail/Commodities/ Weight	Required Specify weight of commodity.
CustomsClearanceDetail/Commodities/ Quantity	Optional Specify quantity of commodity.
CustomsClearanceDetail/Commodities/ QuantityUnits	Optional Unit of measure used to express the quantity of this commodity line item.
CustomsClearanceDetail/Commodities/ AdditionalMeasures	Optional Contains only additional quantitative information other than weight and quantity to calculate duties and taxes.
CustomsClearanceDetail/Commodities/ UnitPrice	Optional Value of each unit in Quantity. Six explicit decimal positions, Max length 18 including decimal.
CustomsClearanceDetail/Commodities/ CustomsValue	Optional Specify customs value for commodity.
CustomsClearanceDetail/Commodities/ ExciseConditions	Optional Defines additional characteristic of commodity used to calculate duties and taxes.
CustomsClearanceDetail/Commodities/ ExportLicenseNumber	Optional Applicable to U.S. export shipping only.
CustomsClearanceDetail/Commodities/ ExportLicenseExpirationDate	Optional Date of expiration. Must be at least 1 day into future. The date that the Commerce Export License expires. Export License commodities may not be exported from the U.S. on an expired license. Applicable to U.S. shipping only. Required only if commodity is shipped on commerce export license, and Export License Number is supplied.
CustomsClearanceDetail/Commodities/ CIMarksAndNumbers	Optional An identifying mark or number used on the packaging of a shipment to help customers identify a particular shipment.

Element	Description
CustomsClearanceDetail/Commodities/NaftaDetail	Optional All data required for this commodity in NAFTA Certificate of Origin.
CustomsClearanceDetail/Commodities/NaftaDetail/PreferenceCriterion	Optional Specify preference criterion. Valid values: <ul style="list-style-type: none"> • A • B • C • D • E • F
CustomsClearanceDetail/Commodities/NaftaDetail/ProducerDetermination	Optional Specify producer determination. Valid values: <ul style="list-style-type: none"> • NO_1 • NO_2 • NO_3 • YES
CustomsClearanceDetail/Commodities/NaftaDetail/ProducerId	Optional Specify producer ID.
CustomsClearanceDetail/Commodities/NaftaDetail/NetCostMethod	Optional Specify net cost method. Valid values: <ul style="list-style-type: none"> • NC • NO
CustomsClearanceDetail/Commodities/NaftaDetail/NetCostDateRange	Optional Specify begin and end dates for net cost.
CustomsClearanceDetail/ExportDetail/B13AFilingOption	Optional Specify which filing option is being exercised by the customer. Required for non-document shipments originating in Canada destined for any country other than Canada, the United States, Puerto Rico, or the U.S. Virgin Islands.
CustomsClearanceDetail/ExportDetail/ExportComplianceStatement	Optional Enter Automated Export System (AES) or Foreign Trade Regulations (FTR) exemption.

Element	Description
CustomsClearanceDetail/ExportDetail/ PermitNumber	Optional This field is applicable only to Canada export non-document shipments of any value to any destination. No special characters are allowed.
CustomsClearanceDetail/ExportDetail/ DestinationControlDetail	Optional VERY IMPORTANT: Specify appropriate destination control statement type(s). Valid values: <ul style="list-style-type: none"> • DEPARTMENT_OF_COMMERCE • DEPARTMENT_OF_STATE. Be sure to also specify destination country and end user.
RequestedShipment/ ShippingDocumentSpecification/ ShippingDocumentTypes	Required Specify NAFTA_CERTIFICATE_OF_ORIGIN.
ShippingDocumentSpecification/ NaftaCertificateOfOriginDetail	Optional Data required to produce a Certificate of Origin document. Remaining content (business data) to be defined once requirements have been completed.
ShippingDocumentSpecification/ NaftaCertificateOfOriginDetail/Format	Optional ImageType and StockType are required. Other elements are optional.
ShippingDocumentSpecification/ NaftaCertificateOfOriginDetail/BlanketP eriod	Optional Specify begin and end dates for blanket period.
ShippingDocumentSpecification/ NaftaCertificateOfOriginDetail/Importer Specification	Optional Specify importer specification. Valid values: <ul style="list-style-type: none"> • IMPORTER_OF_RECORD • RECIPIENT • UNKNOWN • VARIOUS
ShippingDocumentSpecification/ NaftaCertificateOfOriginDetail/Signatur eContact	Optional Contact information for "Authorized Signature" area of form.

Element	Description
ShippingDocumentSpecification/ NaftaCertificateOfOriginDetail/Producer Specification	Optional Specify producer specification. Valid values: <ul style="list-style-type: none"> • AVAILABLE_UPON_REQUEST • MULTIPLE_SPECIFIED • SAME • SINGLE_SPECIFIED • UNKNOWN
ShippingDocumentSpecification/ NaftaCertificateOfOriginDetail/Producer s	Optional Specify producer(s), including contact company, and tax identification information.
ShippingDocumentSpecification/ NaftaCertificateOfOriginDetail/ CustomerImageUsages	Optional Specify image of type SIGNATURE to include on the document.

25.8.2.4 OP-900 Elements

Include the following elements to produce an OP-900 form:

Table 220. OP-900 Elements

Element	Description
RequestedShipment/ ShippingDocumentSpecification	Optional Content data used to create additional (non-label) shipping documents.
ShippingDocumentSpecification/ ShippingDocumentTypes	Required Specify OP_900.
ShippingDocumentSpecification/ Op900Detail	Optional Specify the production of the OP-900 document for hazardous materials packages.
Op900Detail/Format	Optional Specify ImageType of PDF and StockType of OP_900_LLB, or ImageType of Text and StockType of OP_900_LGB. Other elements are optional.
Op900Detail/Reference	Optional Identifies which reference type (from the package's customer reference) is to be used as the source for the references on this OP-900.
Op900Detail/CustomerImageUsage s	Optional Specify the usage and identification of customer supplied images to be used on this document.

Element	Description
Op900Detail/SignatureName	Optional Data field to be used when a name is to be printed in the document instead of (or in addition to) a signature image.
RequestedShipment/Configuration Data	Optional Specify the data that is common to dangerous goods packages in the shipment. This is populated when the shipment contains packages with identical dangerous goods commodities.
RequestedPackageLineItems/ SpecialServicesRequested/SpecialServicesTypes	Optional Specify DANGEROUS_GOODS.
RequestedPackageLineItems/ SpecialServicesRequested/DangerousGoodsDetail	Optional The descriptive data required for a FedEx shipment containing dangerous goods (hazardous materials).
RequestedPackageLineItems/specialServiceRequested/DangerousGoodsDetail /UploadedTrackingNumber	Optional This field is used to identify an instance of an uploaded dangerous goods handling unit.
DangerousGoodsDetail/Options	Optional Indicates which kinds of hazardous content are in the current package. Specify HAZARDOUS_MATERIALS.
DangerousGoodsDetail/Containers	Optional Describes an approved container used to package dangerous goods commodities. This does not describe any individual inner receptacles that may be within this container.
Containers DangerousGoodsContainers/PackingType	Optional Indicates whether there are additional inner receptacles within this container.
Containers DangerousGoodsContainers/HazardousCommodities	Optional Documents the kinds and quantities of all hazardous commodities in the current container.
HazardousCommodities/Description	Optional Identifies and describes an individual hazardous commodity.
Description/Id	Optional Specify UN ID for commodity.
Description/PackingGroup	Optional Specify packing group. Valid values: <ul style="list-style-type: none"> • DEFAULT • I • II • III

Element	Description
Description/ProperShippingName	Optional Specify DOT proper shipping name for commodity.
Description/TechnicalName	Optional Specify the technical name for the hazardous commodity.
Description/HazardClass	Optional Specify hazard class for commodity.
Description/SubsidiaryClasses	Optional Specify the subsidiary class of the hazardous material.
Description/LabelText	Optional Specify the text for the label.
DangerousGoodsDetail/Packaging	Optional Specify packaging.
DangerousGoodsDetail/ EmergencyContactNumber	Optional Specify emergency contact telephone number.
DangerousGoodsDetail/Offeror	Optional Specify shipper name (offeror) or contact number. Required on all shipping papers, including OP900LL, OP900LG forms, and Hazardous Materials Certification per DOT regulation.

25.8.2.5 Shipper's Declaration for Dangerous Goods Elements

Include the following elements to produce a Shipper's Declaration for Dangerous Goods form:

Table 221. Dangerous Goods Shippers Declaration Elements

Element	Description
RequestedShipment /ShippingDocumentSpecification	Optional Content data used to create additional (non-label) shipping documents.
ShippingDocumentSpecification /ShippingDocumentTypes	Required Specify DANGEROUS_GOODS_SHIPPERS_DECLARATION.
ShippingDocumentSpecification /DangerousGoodsShippersDeclaration Detail	Optional The instructions indicating how to print the 1421C form for dangerous goods shipment.
DangerousGoodsShippersDeclaration Detail /Format	Optional Specify characteristics of a shipping document to be produced.
DangerousGoodsShippersDeclaration Detail /CustomerImageUsages	Optional Specify the usage and identification of customer supplied images to be used on this document.
RequestedShipment/ConfigurationData	Optional

Element	Description
	Specify the data that is common to dangerous goods packages in the shipment. This is populated when the shipment contains packages with identical dangerous goods commodities.
RequestedPackageLineItems/ SpecialServicesRequested/ SpecialServicesTypes	Optional Specify DANGEROUS_GOODS.
RequestedPackageLineItems/ SpecialServicesRequested/ DangerousGoodsDetail	Optional The descriptive data required for a FedEx shipment containing dangerous goods (hazardous materials).
RequestedPackageLineItems/SpecialS ervicesRequested/DangerousGoodsD etail /UploadedTrackingNumber	Optional This field is used to identify an instance of an uploaded dangerous goods handling unit.
DangerousGoodsDetail/Options	Optional Indicates which kinds of hazardous content are in the current package. Specify HAZARDOUS_MATERIALS.
DangerousGoodsDetail/Containers	Optional Describes an approved container used to package dangerous goods commodities. This does not describe any individual inner receptacles that may be within this container.
Containers/PackingType	Optional Indicates whether there are additional inner receptacles within this container.
Containers/HazardousCommodites	Optional Documents the kinds and quantities of all hazardous commodities in the current container.
HazardousCommodites/Description	Optional Identifies and describes an individual hazardous commodity.
Description/Id	Optional Specify UN ID for commodity.
Description/PackingGroup	Optional Specify packing group. Valid values: <ul style="list-style-type: none"> • DEFAULT • I • II • III
Description/ProperShippingName	Optional Specify DOT proper shipping name for commodity.
Description/TechnicalName	Optional Specify the technical name for the hazardous commodity.

Element	Description
Description/HazardClass	Optional Specify hazard class for commodity.
Description/SubsidiaryClasses	Optional Specify the subsidiary class of the hazardous material.
Description/LabelText	Optional Specify the text for the label.
DangerousGoodsDetail/Packaging	Optional Specify packaging.
DangerousGoodsDetail/ EmergencyContactNumber	Optional Specify emergency contact telephone number.
DangerousGoodsDetail/Offeror	Optional Specify shipper name (offeror) or contact number. Required on all shipping papers, including OP900LL, OP900LG forms, and Hazardous Materials Certification per DOT regulation.

25.8.2.6 Pro Forma Invoice

Include the following elements to produce a Pro Forma Invoice:

Table 222. Pro Forma Invoice Elements

Element	Description
ShippingDocumentSpecification/ ShippingDocumentType	Specify PRO_FORMA_INVOICE.
SpecialServicesRequested/ SpecialServicesTypes	Specify ELECTRONIC_TRADE_DOCUMENTS to send this document electronically.
SpecialServicesRequested /EtdDetail /RequestedDocumentCopies	Specify PRO_FORMA_INVOICE to send this document electronically.
CustomsClearanceDetail /ImporterOfRecord	Specify Importer of Record information if different from Recipient.
CustomsClearanceDetail /CustomsValue	Specify customs value for your entire shipment.
CustomsClearanceDetail /CommercialInvoice /Purpose	Specify purpose of shipment. Valid values: <ul style="list-style-type: none"> • GIFT • NOT_SOLD • PERSONAL_EFFECTS • REPAIR_AND_RETURN • SAMPLE • SOLD
CustomsClearanceDetail /CommercialInvoice /TermsOfSale	Specify terms of sale. Valid values: <ul style="list-style-type: none"> • CFR_OR_CPT • CIF_OR_CIP • DDP • DDU • DAP • DAT • EXW • FOB_OR_FCA
CustomsClearanceDetail	Specify name of commodity.

Element	Description
/Commodities/Name	
CustomsClearanceDetail /Commodities /NumberOfPieces	Specify number of pieces for commodity.
CustomsClearanceDetail /Commodities /Description	Specify description of commodity.
CustomsClearanceDetail /Commodities /CountryOfManufacture	Specify country where commodity was manufactured. Note: "multiple countries" (country code 'XX') is not accepted as a valid country anymore.
CustomsClearanceDetail /Commodities /HarmonizedCode	Specify Harmonized Code for commodity. Refer to the FedEx Global Trade Manager for Harmonized Codes.
CustomsClearanceDetail /Commodities /Weight	Specify weight of commodity.
CustomsClearanceDetail /Commodities /Quantity	Specify quantity of commodity.
CustomsClearanceDetail /Commodities /CustomsValue	Specify customs value for commodity.
ShippingDocumentSpecification /CommercialInvoiceDetail /DocumentFormat	ImageType and StockType are required. Other elements are optional.
ShippingDocumentSpecification /CommercialInvoiceDetail /CustomerImageUsages	Specify image of type LETTER_HEAD and/or SIGNATURE to include on the document.
RequestedPackageLineItems /CustomerReferences	Specify P_O_NUMBER to include a purchase order number. Specify CUSTOMER_REFERENCE to include special instructions.

25.8.2.7 Freight Address Label

Include the following elements to produce a Freight Address Label:

Table 223. Freight Address Label Elements

Element	Description
ShippingDocumentSpecification/	Specify FREIGHT_ADDRESS_LABEL.

Element	Description
ShippingDocumentType	<i>Note: Type OUTBOUND_LABEL is the enumerator used to indicate the Bill of Lading, for both Uniform and VICS formats.</i>
ShippingDocumentSpecification/ShippingDocumentType/FreightAddressLabelDetail/	Specify the details on the Freight Address Label.
FreightAddressLabelDetail/Format/ShippingDocumentFormat/StockType	Lists the correct type of paper for the Freight address label option. Specify valid value: <ul style="list-style-type: none"> PAPER_4_PER_PAGE_PORTRAIT

25.9 Upload Images

FedEx Web Services enables you to upload signature and letterhead images to be inserted on FedEx generated shipping documents. See the Shipping Document Service section for more information.

25.9.1 Upload Image Service Details

You can upload up to five different images for future use. If you upload an image to a slot where you previously uploaded an image, the new image overwrites the old image. The maximum size of an image can only be 700 pixels wide by 50 pixels tall. For more detailed information about the services offered by FedEx, see the electronic [FedEx Service Guide](#).

25.9.2 Upload Image Coding Details

The following elements are available from the UploadDocuments WSDL:

Table 224. Upload Image Request Elements

Element	Description
Images/Id	Specify slot to store uploaded image. Valid values: <ul style="list-style-type: none"> IMAGE_1 IMAGE_2 IMAGE_3 IMAGE_4 IMAGE_5
Images/Image	Provide GIF, PNG, JPG, or PDF image encoded as Base64 string.

Table 225. Upload Image Reply Elements

Element	Description
ImageStatuses/Id	Returns value for the slot where you uploaded the image.
UploadImageStatusType	Returns status as SUCCESS or ERROR.
ImageStatuses/StatusInfo	Returns applicable error messages: <ul data-bbox="591 520 1105 888" style="list-style-type: none">• IMAGE_EXCEEDS_MAX_RESOLUTION• IMAGE_EXCEEDS_MAX_SIZE• IMAGE_FAILED_VIRUS_CHECK• IMAGE_ID_INVALID• IMAGE_ID_MISSING• IMAGE_MISSING• IMAGE_TYPE_INVALID• IMAGE_TYPE_MISSING

26 Tracking and Visibility Services

The TrackService WSDL provides the following services to actively track your shipments:

- Tracking Service

Use the TrackService WSDL to obtain real-time tracking information for FedEx Express[®], FedEx Ground[®], FedEx SmartPost[®], FedEx Home Delivery[®], FedEx Express[®] Freight, and FedEx Custom Critical[®] shipments.

- Signature Proof of Delivery (SPOD)

Use FedEx SPOD to request a proof of delivery letter that includes a graphic image of your recipient's signature after your shipment has been delivered.

- Notification

Use Notification to have FedEx automatically notify you and/or your customer and/or another third party by email or fax of significant shipment events, such as clearance delays, delivery attempts, releases, consolidated proofs of delivery, and pre-alerts.

FedEx now offers a new email notification of Tendered, which may be specified with the shipment request, in addition to the existing Delivery, Exception, and Shipment email notifications. Use the Tendered email notification if you want an email notification sent to the specified recipients once the shipment has been tendered to FedEx. This notification is supported for FedEx Express, FedEx Ground, FedEx Freight[®] Economy, and FedEx SmartPost[®].

- FedEx InSight[®]

FedEx InSight is a web-based application that enables you to view the status of your inbound, outbound, and third-party shipments without a tracking number. All you need is your account number and/or company name and address. You can see information about the status of your shipments so you can more effectively manage your supply-chain processes. FedEx InSight also notifies you by email or fax of significant shipment events, such as clearance delays, delivery attempts, releases, consolidated proof of delivery, and delivery pre-alerts. For more information regarding FedEx InSight, go to fedex.com/insight.

As part of the ShipService WSDL, you may add additional elements to your ProcessShipmentRequest to customize your FedEx InSight information. For coding elements, see [Ship Service](#).

26.1 Tracking Shipments

Use the TrackService WSDL to use FedEx[®] Tracking options to obtain timely and accurate tracking information for FedEx Express, FedEx Ground, FedEx Home Delivery, FedEx Freight[®], FedEx Custom Critical, and FedEx SmartPost shipments. This WSDL handles tracking numbers individually. See [Appendix AA: Test Server Mock Tracking Numbers](#) for mock tracking numbers.

You can also track the status of shipments by using a reference number, such as a purchase order (PO) number, customer reference, invoice, Bill of Lading (BOL), part number, or Transportation Control Number (TCN). Tracking by something other than tracking number also requires inclusion of Sender's account number and should contain secure tracking content.

26.1.1 Batch Tracking

Additional information on batch tracking is required for request and reply elements. For example, within the request, it is possible to have multiple occurrences of the TrackRequest/SelectionDetails element for batch tracking. The maximum number of packages within a single track transaction is limited to 30.

Each level of Notifications within the new track response is as shown below:

- TrackReply/Notifications = Overall Transaction Status
- TrackReply/CompletedTrackDetails/Notifications = Individual Track Request Status
- TrackReply/CompletedTrackDetails/TrackDetails/Notification = Specific Tracking Number Status

Notes:

- *If there is a failure or error notification at the method level (TrackReply/Notifications) then ignore the remaining response/payload.*
- *If there is a failure or error notification at the CompletedTrackDetails level then ignore the remaining response/payload.*
- *If there is a failure or error notification at the TrackDetails level then ignore the remaining response/payload.*

26.1.2 Tracking Service Details

You can use FedEx track service to obtain timely and accurate tracking information for FedEx Express, FedEx Ground, FedEx Home Delivery, FedEx Cargo, FedEx Freight, FedEx SmartPost, and FedEx Custom Critical shipments. Basic tracking service details are:

- FedEx Express and FedEx Ground **Signature Proof of Delivery (SPOD)** are available for 18 months after the ship date.
- FedEx Express shipments support intra-Mexico shipping for Signature Proof of Delivery (SPOD).
- FedEx Freight Signature Proof of Delivery (SPOD) are available for 2 years after the ship date.
- FedEx Custom Critical Signature Proof of Delivery (SPOD) is available for 90 days.
- The TrackService WSDL handles tracking numbers individually.
- You can track the status of shipments using a reference number, such as a PO number, customer reference, invoice number, BOL, part number, or TCN.

Refer to **Track Request Elements**, **Track Reply Elements** and the Track Schema for syntax details. For more detailed information about the services offered by FedEx, see the electronic **FedEx Service Guide**. For a listing of scan codes, see **Appendix Q: Track Service Scan Codes** section of the Web Services Developer Guide.

26.1.3 Tracking Service Options

The following options are available with this service:

1. Track by Tracking Number

This option applies to FedEx Express, FedEx Ground, FedEx Freight, and FedEx Custom Critical shipments. You can track any package shipped by FedEx using this tracking method. No extra qualifiers, such as date range are required for this method, but are recommended. Provide the Carrier Code to ensure the desired results for your request.

2. Track by Reference Number

This option applies to FedEx Express, FedEx Ground, FedEx Freight, FedEx Cargo, FedEx SmartPost, and FedEx Custom Critical shipments. You can track packages by a reference number entered during the shipping operation. Track by Reference Number can use any of the following sources:

- a. Shipper/Customer Reference

Note: With a FedEx Express and FedEx Ground shipment, the customer's reference number is coded as a Shipper Reference and Customer Reference. Use the Free_Form_Reference value to perform a wildcard search on the values associated with the shipment.

- b. Invoice Number
- c. PO
- d. Department (not available for FedEx SmartPost)
- e. Part Number (not available for FedEx SmartPost)
- f. Returns Material Authorization (RMA)
- g. TCN (not available for FedEx SmartPost)
- h. BOL (not available for FedEx SmartPost)

Note:

- *If you enter a tracking number as part of this Request, the tracking number always takes precedence over the Reference element. Therefore, if you enter a tracking number for a shipment that does not include the Reference data you requested, the tracking number is returned with no error message. To limit the number of tracking replies for a specific reference, you can enter a date range for this search.*
- *The ShipmentAccountNumber is not required, but makes tracking by reference much easier. If ShipmentAccountNumber is not specified, then the Destination PostalCode & CountryCode, and the ship date range (ShipDateRangeBegin & ShipDateRangeEnd), must be specified.*

3. Track by Multiple-Package Shipment (MPS) Tracking Number

This option is available for FedEx Express U.S. and International multiple-package shipments, FedEx Ground U.S. and international multiple-package shipments, FedEx Express U.S. C.O.D. and International C.O.D. multiple-package shipments and FedEx Ground U.S. C.O.D. and FedEx International C.O.D. multiple-package shipments. MPS tracking allows you to track by the master tracking number or by one of the associated sequential tracking numbers for child packages. Tracking by the master tracking number returns tracking data for all child tracking numbers associated with the master. Tracking by the child tracking number returns tracking on the specific package associated with that tracking number.

For more information about MPS, see For more information about MPS, see Multiple-Package Shipment Elements section in [Ship Service](#).

4. Track by Door Tag Number

This option is available for FedEx Express and FedEx Ground U.S. and Canadian shipments. This option allows you to track the status of shipments by a FedEx Door Tag number. A Door Tag is left at the recipient's shipping address if the recipient is not there to receive the package. A Door Tag number is linked at FedEx with the package's original tracking number. This tracking functionality allows you to track using only the Door Tag number without requiring the associated tracking number. No additional search elements are required to track by Door Tag. You may request tracking scan information for any packages shipped by FedEx by entering a valid Door Tag number.

In addition to basic elements required for all transactions, the following elements make up the TrackRequest. See [Introduction](#) for more information.

Table 226. TrackRequest Elements

Element	Description
TrackRequest/SelectionDetails	Specify the details needed to select the shipment being requested to be tracked.
TrackRequest/SelectionDetails/ CarrierCode	The FedEx operating company (transportation) used for this package's delivery.
TrackRequest/SelectionDetails/ OperatingCompany	Identifies operating transportation company that is the specific to the carrier code.
TrackRequest/SelectionDetails/ PackageIdentifier	<p>The type and value of the package identifier that is to be used to retrieve the tracking information for a package or group of packages.</p> <p>Valid values are:</p> <ul style="list-style-type: none"> • Type: The type of the Value to be used to retrieve tracking information for a package, such as SHIPPER_REFERENCE, PURCHASE_ORDER, TRACKING_NUMBER_OR_DOORTAG, and so on. • Value: The value to be used to retrieve tracking information for a package.
TrackRequest/SelectionDetails/ PackageIdentifier/Type	<p>The type of track to be performed.</p> <p>Valid values are:</p> <ul style="list-style-type: none"> • BILL_OF_LADING • COD_RETURN_TRACKING_NUMBER • CUSTOMER_AUTHORIZATION_NUMBER • CUSTOMER_REFERENCE • DEPARTMENT • DOCUMENT_AIRWAY_BILL • FREE_FORM_REFERENCE • GROUND_INTERNATIONAL • GROUND_SHIPMENT_ID • GROUP_MPS • INVOICE • JOB_GLOBAL_TRACKING_NUMBER • ORDER_GLOBAL_TRACKING_NUMBER • ORDER_TO_PAY_NUMBER • OUTBOUND_LINK_TO_RETURN • PARTNER_CARRIER_NUMBER

Element	Description
	<ul style="list-style-type: none"> • PART_NUMBER • PURCHASE_ORDER • RETURN_MATERIALS_AUTHORIZATION • RETURNED_TO_SHIPPER_TRACKING_NUMBER • TRACKING_CONTROL_NUMBER • TRACKING_NUMBER_OR_DOORTAG • TRANSPORTATION_CONTROL_NUMBER • SHIPPER_REFERENCE • STANDARD_MPS
TrackRequest/SelectionDetails/TrackingNumberUniqueIdentifier	Used to distinguish duplicate FedEx tracking numbers.
TrackRequest/SelectionDetails/ShipDateRangeBegin	To narrow the search to a period in time, use the ShipDateRangeBegin and ShipDateRangeEnd to help eliminate duplicates.
TrackRequest/SelectionDetails/ShipDateRangeEnd	To narrow the search to a period in time, use the ShipDateRangeBegin and ShipDateRangeEnd to help eliminate duplicates.
TrackRequest/SelectionDetails/ShipmentAccountNumber	For tracking by references information, either the account number, or destination postal code and country must be provided.
TrackRequest/SelectionDetails/SecureSpodAccount	Specify the SPOD account number for the shipment being tracked.
TrackRequest/SelectionDetails/Destination	For tracking by references information, either the account number, or destination postal code and country must be provided.
TrackRequest/SelectionDetails/PagingDetail	<p>Specify the details about how to retrieve the subsequent pages when there is more than one page in the TrackReply. Valid values are:</p> <ul style="list-style-type: none"> • PagingToken: When the MoreData field = true in a TrackReply, the PagingToken must be sent in the subsequent TrackRequest to retrieve the next page of data. • NumberOfResultsPerPage: Specifies the number of results to display per page when there is more than one page in the subsequent TrackReply.

Element	Description
TrackRequest/SelectionDetails/ CustomerSpecifiedTimeOutValue InMilliseconds	The customer can specify a desired time out value for this particular tracking number.
TrackRequest/ TransactionTimeOutValue InMilliseconds	The customer can specify a desired time out value for this particular transaction.
TrackRequest/ProcessingOptions	Valid value is INCLUDE_DETAILED_SCANS. If FALSE (the default), the reply will contain summary/profile data including current status. If TRUE, the reply will contain profile and detailed scan activity (multiple TrackDetail objects) for each package.

Example 37: Track Request

```
<soapenv:Envelope xmlns:soapenv="http://schemas.xmlsoap.org/soap/envelope/"
xmlns:v10="http://fedex.com/ws/track/v10">
  <soapenv:Header/>
  <soapenv:Body>
    <v10:TrackRequest>
      <v10:WebAuthenticationDetail>
        <v10:ParentCredential>
          <v10:Key>XXXXXXXXXX</v10:Key>
          <v10:Password>XXXXXXXXXX</v10:Password>
        </v10:ParentCredential>
        <v10:UserCredential>
          <v10:Key>XXXXXXXXXX</v10:Key>
          <v10:Password>XXXXXXXXXX</v10:Password>
        </v10:UserCredential>
      </v10:WebAuthenticationDetail>
      <v10:ClientDetail>
        <v10:AccountNumber>XXXXXXXXXX</v10:AccountNumber>
        <v10:MeterNumber>XXXXXXXX</v10:MeterNumber>
        <v10:IntegratorId/>
        <v10:Localization>
          <v10:LanguageCode>EN</v10:LanguageCode>
          <v10:LocaleCode>us</v10:LocaleCode>
        </v10:Localization>
      </v10:ClientDetail>
      <v10:TransactionDetail>
```

```

    <v10:CustomerTransactionId>Ground Track By
Number</v10:CustomerTransactionId>
    <v10:Localization>
        <v10:LanguageCode>EN</v10:LanguageCode>
        <v10:LocaleCode>us</v10:LocaleCode>
    </v10:Localization>
</v10:TransactionDetail>
<v10:Version>
    <v10:ServiceId>trck</v10:ServiceId>
    <v10:Major>10</v10:Major>
    <v10:Intermediate>0</v10:Intermediate>
    <v10:Minor>0</v10:Minor>
</v10:Version>
<v10:SelectionDetails>
    <v10:CarrierCode>FDXG</v10:CarrierCode>
    <v10:PackageIdentifier>
        <v10:Type>TRACKING_NUMBER_OR_DOORTAG</v10:Type>
        <v10:Value>XXXXXXXXXXXXXXXXXX</v10:Value>
    </v10:PackageIdentifier>
</v10:SelectionDetails>
    <v10:ProcessingOptions>INCLUDE_DETAILED_SCANS</v10:ProcessingOptions>
</v10:TrackRequest>
</soapenv:Body>
</soapenv:Envelope>

```

26.1.4 Track Reply Elements

In addition to standard reply elements, the following elements are returned in a successful TrackReply. See [Introduction](#) for more information.

Table 227. TrackReply Elements

Element	Description
TrackReply/HighestSeverity	<p>Identifies the highest severity encountered when performing the request. Valid values are:</p> <ul style="list-style-type: none"> • FAILURE • ERROR • WARNING • NOTE • SUCCESS

Element	Description
TrackReply/Notifications	<p>Includes the descriptive data detailing the status of a submitted transaction. Includes the severity of the notification, which indicates success or failure or some other information about the request.</p> <p>Valid values are:</p> <ul style="list-style-type: none"> • SUCCESS – Your transaction succeeded with no other applicable information. • NOTE – Additional information that may be of interest to you about your transaction. • WARNING – Additional information that you need to know about your transaction that you may need to take action on. • ERROR – Information about an error that occurred while processing your transaction. • FAILURE – FedEx was unable to process your transaction at this time due to a system failure. Please try again later.
TrackReply/CompletedTrackDetails	Contains detailed tracking entry information.
TrackReply/CompletedTrackDetails/HighestSeverity	Contains the severity type of the most severe Notification in the Notifications array.
TrackReply/CompletedTrackDetails/Notifications	<p>Includes the descriptive data detailing the status of a submitted transaction. Includes the severity of the notification, which indicates success or failure or some other information about the request.</p> <p>Valid values are:</p> <ul style="list-style-type: none"> • SUCCESS – Your transaction succeeded with no other applicable information. • NOTE – Additional information that may be of interest to you about your transaction. • WARNING – Additional information that you need to know about your transaction that you may need to take action on. • ERROR – Information about an error that occurred while processing your transaction. • FAILURE – FedEx was unable to process your transaction at this time due to a system failure. Please try again later.
TrackReply/CompletedTrackDetails/DuplicateWaybill	This element is returned if duplicate packages exist with the same tracking number. Only limited data will be provided for each one.

Element	Description
TrackReply/CompletedTrackDetails/MoreData	Returned if additional packages remain to be retrieved.
TrackReply/CompletedTrackDetails/PagingToken	Value that must be passed in a TrackingRequest to retrieve the next set of packages (when MoreDataAvailable = true).
TrackReply/CompletedTrackDetails/TrackDetails	Contains detailed tracking information for the requested package(s).
TrackReply/CompletedTrackDetails/TrackDetails/TrackSpecialHandling/TrackSpecialHandlingType	Specify special handling types. See Appendix Z: Track Special Handling Type for valid values.
TrackReply/./FedExLocationType	Specify type of FedEx facility. Valid values are: <ul style="list-style-type: none"> • FEDEX_AUTHORIZED_SHIP_CENTER • FEDEX_EXPRESS_STATION • FEDEX_FACILITY • FEDEX_FREIGHT_SERVICE_CENTER • FEDEX_GROUND_TERMINAL • FEDEX_HOME_DELIVERY_STATION • FEDEX_OFFICE • FEDEX_SELF_SERVICE_LOCATION • FEDEX_SHIPSITE • FEDEX_SMART_POST_HUB
TrackReply/CompletedTrackDetails/TrackDetails/informationNotes	Notifications to the end user that provide additional information relevant to the tracked shipment. For example, a notification may indicate that a change in behavior has occurred.

The following optional Track Details elements provide further identification of the package in the TrackService reply.

Table 228. TrackReply/CompletedTrackDetails/TrackDetails Elements

Element	Description
Notification	To report soft error on an individual track detail.
TrackingNumber	The FedEx package identifier.
Barcode	This data type represents a barcode whose content must be represented as ASCII text, such as not binary data.

Element	Description
Barcode/Type	The kind of barcode data in this instance. Valid values are: <ul style="list-style-type: none"> USPS
Barcode/Value	The data content of this instance.
TrackingNumberUniquelIdentifier	When duplicate tracking numbers exist, this data is returned with summary information for each of the duplicates. The summary information is used to determine which of the duplicates the intended tracking number is. This identifier is used on a subsequent track request to retrieve the tracking data for the desired tracking number.
StatusDetail	Specify details about the status of the shipment being tracked.
StatusDetail/CreationTime	An ISO8601DateTime.
StatusDetail/Code	A code that identifies this type of status.
StatusDetail/Description	A human-readable description of this status.
StatusDetail/Location	Address information related to the associated Status Detail Code and Description. Valid values are: <ul style="list-style-type: none"> City State Country
StatusDetail/AncillaryDetails	Descriptive information about the shipment status. May be used as an actual physical address — place to which one could go — or as a container of "address parts," which should be handled as a unit, such as city-state-ZIP combination within the U.S.
Reconciliation	Used to report the status of a piece of a multiple piece shipment which is no longer traveling with the rest of the packages in the shipment or has not been accounted for.
ServiceCommitMessage	Used to convey information such as: <ul style="list-style-type: none"> FedEx has received information about a package but has not yet taken possession of it. FedEx has handed the package off to a third party for final delivery. The package delivery has been cancelled.
CarrierCode	Identifies a FedEx operating company (transportation).

Element	Description
OperatingCompany	Identifies operating transportation company that is specific to the carrier code.
OperatingCompanyOrCarrierDescription	Specify a detailed description about the carrier or the operating company.
ProductionLocationContactAndAddress	Specify the FedEx office production center contact and address.
OtherIdentifiers	Other related identifiers for this package such as reference numbers.
OtherIdentifiers/PackageIdentifier	Required. The type and value of the package identifier that is to be used to retrieve the tracking information for a package. Returned if alternate references are assigned.
OtherIdentifiers/PackageIdentifier/Type	Required. The type of value to be used to retrieve tracking information for a package, such as SHIPPER_REFERENCE, PURCHASE_ORDER, TRACKING_NUMBER_OR_DOORTAG, and so on.
OtherIdentifiers/PackageIdentifier/Value	Required. The value to be used to retrieve tracking information for a package.
OtherIdentifiers/TrackingNumberUniqueIdentifier	Used to distinguish duplicate FedEx tracking numbers. When duplicate tracking numbers exist this data is returned with summary information for each of the duplicates. The summary information is used to determine which of the duplicates the intended tracking number is. This identifier is used on a subsequent track request to retrieve the tracking data for the desired tracking number.
OtherIdentifiers/CarrierCode	The FedEx operating company (transportation) used for this package's delivery.
Service	Specify details about service such as service description and type.
Service/Type	The service type of the package/shipment, such as FEDEX_CARGO_AIRPORT_TO_AIRPORT.
Service/Description	Complete and accurate description of this service. Descriptive text for the associated Service/Type.
Service/ShortDescription	Specify a shorter description for the service that is calculated per the service code.

Element	Description
PackageWeight	The weight of this package.
PackageDimensions	Physical dimensions of the package.
ShipmentWeight	The weight of the entire shipment.
Packaging	Retained for legacy compatibility only.
PackagingType	Strict representation of the Packaging type, such as FEDEX_BOX, YOUR_PACKAGING, and so on.
PackagingType	<p>Strict representation of the Packaging type, such as FEDEX_BOX, YOUR_PACKAGING, and so on. Valid Values are:</p> <ul style="list-style-type: none"> • FEDEX_EXTRA_LARGE_BOX • FEDEX_LARGE_BOX • FEDEX_MEDIUM_BOX • FEDEX_SMALL_BOX • FEDEX_10KG_BOX • FEDEX_25KG_BOX • FEDEX_BOX • FEDEX_ENVELOPE • FEDEX_PAK • FEDEX_TUBE • YOUR_PACKAGING
PhysicalPackagingType	<p>This is applicable when PackagingType = YOUR_PACKAGING</p> <ul style="list-style-type: none"> • BAG • BARREL • BASKET • BOX • BUCKET • BUNDLE • CAGE • CARTON • CASE

Element	Description
	<ul style="list-style-type: none"> • CHEST • CONTAINER • CRATE • CYLINDER • DRUM • ENVELOPE • HAMPER • OTHER • PACKAGE • PAIL • PALLET • PARCEL • PIECE • REEL • ROLL • SACK • SHRINK_WRAPPED • SKID • TANK • TOTE_BIN • TUBE • UNIT
PackageSequenceNumber	The sequence number of this package in a shipment. This would be 2 if it was package number 2 of 4.
PackageCount	The number of packages in this shipment.
Commodities/CommodityId	Value used to identify a commodity description; must be unique within the containing shipment.
Commodities/Name	Specify name of the commodity.
Commodities/NumberOfPieces	Specify number of pieces for the commodity.
Commodities/Description	Complete and accurate description of the commodity.

Element	Description
Commodities/CountryOfManufacture	Country code where commodity contents were produced or manufactured in their final form. <i>Note: "multiple countries" (country code 'XX') is not accepted as a valid country anymore.</i>
Commodities/HarmonizedCode	The unique alpha/numeric code representing the commodity item.
Commodities/Weight	Specify weight of commodity.
Commodities/Quantity	Specify quantity of commodity. This element is used for enterprise transactions.
Commodities/QuantityUnits	Unit of measure used to express the quantity of this commodity line item.
Commodities/AdditionalMeasures	Contains only additional quantitative information other than weight and quantity to calculate duties and taxes.
Commodities/UnitPrice	Value of each unit in Quantity. Six explicit decimal places positions.
Commodities/CustomsValue	Specify customs value for commodity.
Commodities/ExciseCondition	Defines additional characteristics of commodity used to calculate duties and taxes.
Commodities/ExportLicenseExpirationDate	Date of expiration must be at least 1 day into future. It is the date the Commerce Export License expires. Export License commodities cannot be exported from the U.S. on an expired license. This is applicable to U.S. shipping only. Required only if commodity is shipped on commerce export license, and Export License Number is supplied.
Commodities/CIMarksAndNumbers	An identifying mark or number used on the packaging of a shipment to help customers identify a particular shipment.
Commodities/PartNumber	The part number of the commodity.
Commodities/NaftaDetail	All data required for this commodity in NAFTA Certificate of Origin.

Element	Description
Commodities/NaftaDetail/PreferenceCriterion/	Defined by NAFTA regulations. See instructions for NAFTA Certificate of Origin for code definitions. Valid values are: <ul style="list-style-type: none"> • A • B • C • D • E • F
Commodities/NaftaDetail/ProducerDetermination	Defined by NAFTA regulations. See instructions for NAFTA Certificate of Origin for code definitions. Valid values are: <ul style="list-style-type: none"> • NO_1 • NO_2 • NO_3 • YES
Commodities/NaftaDetail/ProducerId	Identification of which producer is associated with this commodity (if multiple producers are used in a single shipment).
Commodities/NaftaDetail/NetCostMethod	Valid values are: <ul style="list-style-type: none"> • NC: Net cost method used for RCV calculation. • NO: Net cost method not used.
Commodities/NaftaDetail/NetCostDateRange	Date range over which RVC net cost was calculated.
ReturnDetail	This is a hierarchical field; it does not contain data but identifies that the lower-level fields will be related to a return shipment.
ReturnDetail/MovementStatus	Identifies whether the return shipment has actually been returned. Valid values are: <ul style="list-style-type: none"> • MOVEMENT_OCCURRED • NO_MOVEMENT
ReturnDetail/LabelType	Specify the label that is to be put on a return package. Valid values are: <ul style="list-style-type: none"> • EMAIL • PRINT

Element	Description
ReturnDetail/Description	Descriptive text about the return shipment, entered by the customer.
ReturnDetail/AuthorizationName	Name of person authorizing the return, entered by the customer.
CustomsOptionDetails	Specify the reason for return.
CustomsOptionDetails/Type	<p>Specify the reason for a global return, as recognized by Customs.</p> <p>Valid values:</p> <ul style="list-style-type: none"> • COURTESY_RETURN_LABEL: For the outbound courtesy return label. • EXHIBITION_TRADE_SHOW: For exhibition or trade-show, outbound and inbound. • FAULTY_ITEM: For faulty item being returned, inbound only. • FOLLOWING_REPAIR: For repaired or processed item being sent, outbound only. • FOR_REPAIR: For repair or processing, outbound and inbound. • ITEM_FOR_LOAN: For loan item, outbound and inbound. • OTHER: Other reason, outbound and inbound. This type requires a description. • REJECTED: For rejected merchandise being returned, inbound. • REPLACEMENT: For replacement being sent, outbound only. • TRIAL: For use in a trial, outbound and inbound.
CustomsOptionDetails/Description	Specify additional description about customs options. This is a required field when the CustomsOptionType is "OTHER."
ShipperAddress	The address information for the shipper.
DatesOrTimes	<p>An array of TrackingDateOrTimestamp. That is, an array of 'Type' and 'DateOrTimestamp'</p> <p>Where Type can be one of the following:</p> <ul style="list-style-type: none"> • ACTUAL_DELIVERY • ACTUAL_PICKUP • ACTUAL_TENDER

Element	Description
	<ul style="list-style-type: none"> • ANTICIPATED_TENDER (Replaces ShipTimestamp) • APPOINTMENT_DELIVERY (Replaces AppointmentDeliveryTimestamp) • COMMITMENT (Replaces commitmentTimestamp) • ESTIMATED_ARRIVAL_AT_GATEWAY (Replaces estimatedArrivalAtGatewayTimestamp) • ESTIMATED_DELIVERY (Replaces estimatedDeliveryTimestamp) • ESTIMATED_PICKUP (Replaces estimatedPickupTimestamp) • SHIP (Replaces shipTimestamp)
TotalTransitDistance	The distance from the origin to the destination. Returned for Custom Critical shipments.
DistanceToDestination	Total distance package still has to travel. Returned for Custom Critical shipments.
DestinationAddress	The city, state, and country that the package has been delivered to.
HoldAtLocationContact	The descriptive data for a point-of-contact person.
HoldAtLocationAddress	The address this package is requested to be placed on hold at.
AvailableImages/Type	Specify the image type that is available. Valid value: <ul style="list-style-type: none"> • BILL_OF_LADING • SIGNATURE_PROOF_OF_DELIVERY
AvailableImages/Size	Specify the available image size. Valid value: <ul style="list-style-type: none"> • LARGE • SMALL
ActualDeliveryAddress	The City, state, and country to which the package was actually delivered. Differs...
OfficeOrderDeliveryMethod	Identifies the method of office order delivery.
DeliveryLocationType	Strict text indicating the delivery location at the delivered to address.

Element	Description
DeliveryLocationDescription	User/screen friendly representation of the DeliveryLocationType (delivery location at the delivered to address). Can be returned in localized text.
DeliverySignatureName	This is either the name of the person that signed for the package or "Signature not requested" or "Signature on file."
AvailableImages	The type of image available.
NotificationEventsAvailable	The types of email notifications that are available for the package.
SplitShipmentParts	Returned for cargo shipments only when they are currently split across vehicles. Applies to FedEx Freight shipments.
SplitShipmentParts/PieceCount	The number of pieces in this part.
SplitShipmentParts/Timestamp	The date and time this status began.
SplitShipmentParts/StatusCode	A code that identifies this type of status.
SplitShipmentParts/StatusDescription	A human-readable description of this status.
Events	Event information for a tracking number.
Events/Timestamp	The time this event occurred.
Events/EventType	Carrier's scan code. Pairs with EventDescription.
Events/EventDescription	Literal description that pairs with the EventType.
Events/StatusExceptionCode	Further defines the Scan Type code's specific type, such as DEX08 business closed. Pairs with StatusExceptionDescription.
Events/StatusExceptionDescription	Literal description that pairs with the StatusExceptionCode.
Events/Address	City, state, and country information of the station that is responsible for the scan.
Events/StationId	Station identification.
Events/ArrivalLocation	Valid Values are: <ul style="list-style-type: none"> • AIRPORT • CUSTOMER

Element	Description
	<ul style="list-style-type: none"> • CUSTOMS_BROKER • DELIVERY_LOCATION • DESTINATION_AIRPORT • DESTINATION_FEDEX_FACILITY • DROP_BOX • ENROUTE • FEDEX_FACILITY • FEDEX_OFFICE_LOCATION • INTERLINE_CARRIER • NON_FEDEX_FACILITY • ORIGIN_AIRPORT • ORIGIN_FEDEX_FACILITY • PICKUP_LOCATION • PLANE • PORT_OF_ENTRY • SHIP_AND_GET_LOCATION • SORT_FACILITY • TURNPOINT • VEHICLE

Example 38: TrackReply

```
<SOAP-ENV:Envelope xmlns:SOAP-ENV="http://schemas.xmlsoap.org/soap/envelope/">
  <SOAP-ENV:Header/>
  <SOAP-ENV:Body>
    <TrackReply xmlns="http://fedex.com/ws/track/v10">
      <HighestSeverity>SUCCESS</HighestSeverity>
      <Notifications>
        <Severity>SUCCESS</Severity>
        <Source>trck</Source>
        <Code>0</Code>
        <Message>Request was successfully processed.</Message>
        <LocalizedMessage>Request was successfully processed.</LocalizedMessage>
      </Notifications>
      <TransactionDetail>
        <CustomerTransactionId>Track By Number_v10_29thOct</CustomerTransactionId>
        <Localization>
```

```

        <LanguageCode>EN</LanguageCode>
        <LocaleCode>US</LocaleCode>
    </Localization>
</TransactionDetail>
<Version>
    <ServiceId>trck</ServiceId>
    <Major>10</Major>
    <Intermediate>0</Intermediate>
    <Minor>0</Minor>
</Version>
<CompletedTrackDetails>
    <HighestSeverity>SUCCESS</HighestSeverity>
    <Notifications>
        <Severity>SUCCESS</Severity>
        <Source>trck</Source>
        <Code>0</Code>
        <Message>Request was successfully processed.</Message>
        <LocalizedMessage>Request was successfully
processed.</LocalizedMessage>
    </Notifications>
    <DuplicateWaybill>>false</DuplicateWaybill>
    <MoreData>>false</MoreData>
    <TrackDetailsCount>0</TrackDetailsCount>
    <TrackDetails>
        <Notification>
            <Severity>SUCCESS</Severity>
            <Source>trck</Source>
            <Code>0</Code>
            <Message>Request was successfully processed.</Message>
            <LocalizedMessage>Request was successfully
processed.</LocalizedMessage>
        </Notification>
        <TrackingNumber>XXXXXXXXXX</TrackingNumber>

<TrackingNumberUniqueIdentifier>2456850000~845102211554~FX</TrackingNumberUniqueIdentifi
fier>

    <StatusDetail>
        <CreationTime>2014-07-16T00:00:00</CreationTime>
        <Code>DL</Code>
        <Description>Delivered</Description>
        <Location>
            <StreetLines>32 EXCHANGE TER</StreetLines>

```

```

        <City>Prov</City>
        <StateOrProvinceCode>RI</StateOrProvinceCode>
        <CountryCode>US</CountryCode>
        <CountryName>United States</CountryName>
        <Residential>>false</Residential>
    </Location>
</StatusDetail>
<CarrierCode>FDXE</CarrierCode>
<OperatingCompanyOrCarrierDescription>FedEx
Express</OperatingCompanyOrCarrierDescription>
<Service>
    <Type>FEDEX_EXPRESS_SAVER</Type>
    <Description>FedEx Express Saver</Description>
    <ShortDescription>XS</ShortDescription>
</Service>
<PackageWeight>
    <Units>LB</Units>
    <Value>52.0</Value>
</PackageWeight>
<PackageDimensions>
    <Length>25</Length>
    <Width>21</Width>
    <Height>19</Height>
    <Units>IN</Units>
</PackageDimensions>
<ShipmentWeight>
    <Units>LB</Units>
    <Value>49.0</Value>
</ShipmentWeight>
<Packaging>Your Packaging</Packaging>
<PackagingType>YOUR_PACKAGING</PackagingType>
<PackageSequenceNumber>1</PackageSequenceNumber>
<PackageCount>1</PackageCount>
<SpecialHandlings>
    <Type>DELIVER_WEEKDAY</Type>
    <Description>Deliver Weekday</Description>
    <PaymentType>OTHER</PaymentType>
</SpecialHandlings>
<SpecialHandlings>
    <Type>NO_SIGNATURE_REQUIRED_SIGNATURE_OPTION</Type>
    <Description>No Signature Required</Description>
    <PaymentType>OTHER</PaymentType>

```



```
</SpecialHandlings>
<ShipTimestamp>2014-07-11T16:04:00-07:00</ShipTimestamp>
<DestinationAddress>
  <City>Prov</City>
  <StateOrProvinceCode>RI</StateOrProvinceCode>
  <CountryCode>US</CountryCode>
  <CountryName>United States</CountryName>
  <Residential>>false</Residential>
</DestinationAddress>
<ActualDeliveryTimestamp>2014-07-16T12:35:00-
04:00</ActualDeliveryTimestamp>
<ActualDeliveryAddress>
  <City>Prov</City>
  <StateOrProvinceCode>RI</StateOrProvinceCode>
  <CountryCode>US</CountryCode>
  <CountryName>United States</CountryName>
  <Residential>>false</Residential>
</ActualDeliveryAddress>
<DeliveryLocationType>RECEPTIONIST_OR_FRONT_DESK</DeliveryLocationType>
<DeliveryLocationDescription>Receptionist/Front
Desk</DeliveryLocationDescription>
<DeliveryAttempts>0</DeliveryAttempts>
<DeliverySignatureName>J.ELLIOTT</DeliverySignatureName>

<TotalUniqueAddressCountInConsolidation>0</TotalUniqueAddressCountInConsolidation>
<AvailableImages>SIGNATURE_PROOF_OF_DELIVERY</AvailableImages>
<NotificationEventsAvailable>ON_DELIVERY</NotificationEventsAvailable>
<DeliveryOptionEligibilityDetails>
  <Option>INDIRECT_SIGNATURE_RELEASE</Option>
  <Eligibility>INELIGIBLE</Eligibility>
</DeliveryOptionEligibilityDetails>
<DeliveryOptionEligibilityDetails>
  <Option>REDIRECT_TO_HOLD_AT_LOCATION</Option>
  <Eligibility>INELIGIBLE</Eligibility>
</DeliveryOptionEligibilityDetails>
<DeliveryOptionEligibilityDetails>
  <Option>REROUTE</Option>
  <Eligibility>INELIGIBLE</Eligibility>
</DeliveryOptionEligibilityDetails>
<DeliveryOptionEligibilityDetails>
  <Option>RESCHEDULE</Option>
  <Eligibility>INELIGIBLE</Eligibility>
```

```

</DeliveryOptionEligibilityDetails>
<Events>
  <Timestamp>2014-07-16T12:35:00-04:00</Timestamp>
  <EventType>DL</EventType>
  <EventDescription>Delivered</EventDescription>
  <Address>
    <City>Prov</City>
    <StateOrProvinceCode>RI</StateOrProvinceCode>
    <PostalCode>02903</PostalCode>
    <CountryCode>US</CountryCode>
    <CountryName>United States</CountryName>
    <Residential>>false</Residential>
  </Address>
  <ArrivalLocation>DELIVERY_LOCATION</ArrivalLocation>
</Events>
</TrackDetails>
</CompletedTrackDetails>
</TrackReply>
</SOAP-ENV:Body>
</SOAP-ENV:Envelope>

```

26.1.5 Tracking Status

This table defines the tracking status codes:

Table 229. Tracking Status Codes

Code	Definition	Code	Definition
Movement		PF	Plane in Flight
AA	At Airport	PL	Plane Landed
AC	At Canada Post facility	PM	In Progress
AD	At Delivery	PU	Picked Up
AF	At FedEx Facility	PX	Picked up (see Details)
AP	At Pickup	RR	CDO requested
AR	Arrived at	RM	CDO Modified
AX	At USPS facility	RC	CDO Cancelled

Code	Definition	Code	Definition
CA	Shipment Cancelled	RS	Return to Shipper
CH	Location Changed	RP	Return label link emailed to return sender
DD	Delivery Delay	LP	Return label link cancelled by shipment originator
DE	Delivery Exception	RG	Return label link expiring soon
DL	Delivered	RD	Return label link expired
DP	Departed	SE	Shipment Exception
DR	Vehicle furnished but not used	SF	At Sort Facility
DS	Vehicle Dispatched	SP	Split Status
DY	Delay	TR	Transfer
EA	Enroute to Airport	Regulatory	
ED	Enroute to Delivery	CC	Cleared Customs
EO	Enroute to Origin Airport	CD	Clearance Delay
EP	Enroute to Pickup	CP	Clearance in Progress
FD	At FedEx Destination	EA	Export Approved
HL	Hold at Location	SP	Split Status
IT	In Transit	Possession	
IX	In transit (see Details)	CA	Carrier
LO	Left Origin	RC	Recipient
OC	Order Created	SH	Shipper
OD	Out for Delivery	CU	Customs
OF	At FedEx origin facility	BR	Broker
OX	Shipment information sent to USPS	TP	Transfer Partner
PD	Pickup Delay	SP	Split status

26.2 Signature Proof of Delivery (SPOD)

To confirm a shipment has been received and signed for, you can use the SPOD request Fax or Letter function of the TrackService WSDL. With this feature, you can request a letter that includes a graphic of the recipient's signature for FedEx Express and FedEx Ground shipments.

26.2.1 Service Details

- To view detailed SPOD information, include the 9-digit FedEx account number in the SPOD Fax or Letter request.
- If an account number is not provided, or if it does not match the shipper or payer, then only summary SPOD information will be provided.
- If an SPOD Letter is requested, it will be returned in PDF format that can be printed, browsed, or emailed.
- An SPOD Fax request will request a Fax format of the SPOD to be sent to a specific Fax number.
- There is no charge for SPOD.

Note: SPOD images are not available in the FedEx Test Environment.

For more detailed information about the services offered by FedEx, see the electronic [FedEx Service Guide](#).

26.2.2 SPODLetterRequest Elements

Use this request if the SPOD should be sent as a letter. In addition to basic elements required for all transactions, the following elements make up the SPODLetterRequest.

See [Introduction](#) for more information.

Table 230. SPOD Letter Request Elements

Element	Required	Description
TrackingNumber	Yes	Shipment tracking number.
ShipDate	No	Date on which package was shipped.
AccountNumber	No	Account number associated with the shipment.
Carrier	No	FedEx service that delivered the package.
Destination	No	Only country is used for elimination of duplicate tracking numbers.
AdditionalComments	No	Any additional information.
LetterFormat	Yes	Specify the letter format. Must be included when type is set to Letter.
Consignee	No	Information to be substituted for recipient information in the letter.

Example 39: SPODLetterRequest

```

<soapenv:Envelope xmlns:soapenv="http://schemas.xmlsoap.org/soap/envelope/"
xmlns:v10="http://fedex.com/ws/track/v10">
  <soapenv:Header/>
  <soapenv:Body>
    <v10:SignatureProofOfDeliveryLetterRequest>
      <v10:WebAuthenticationDetail>
        <v10:ParentCredential>
          <v10:Key>XXXXXXXXXX</v10:Key>
          <v10:Password></v10:Password>
        </v10:ParentCredential>
        <v10:UserCredential>
          <v10:Key>XXXXXXXXXX</v10:Key>
          <v10:Password></v10:Password>
        </v10:UserCredential>
      </v10:WebAuthenticationDetail>
      <v10:ClientDetail>
        <v10:AccountNumber>XXXXXXXXXX</v10:AccountNumber>
        <v10:MeterNumber>XXXXXXXX</v10:MeterNumber>
      </v10:ClientDetail>
      <v10:TransactionDetail>

<v10:CustomerTransactionId>SignatureProofOfDeliveryLetterRequest_v10</v10:CustomerTran
sactionId>
        <v10:Localization>
          <v10:LanguageCode>EN</v10:LanguageCode>
        </v10:Localization>
      </v10:TransactionDetail>
      <v10:Version>
        <v10:ServiceId>trck</v10:ServiceId>
        <v10:Major>10</v10:Major>
        <v10:Intermediate>0</v10:Intermediate>
        <v10:Minor>0</v10:Minor>
      </v10:Version>
      <v10:QualifiedTrackingNumber>
        <v10:TrackingNumber>XXXXXXXXXXXX</v10:TrackingNumber>
        <v10:ShipDate>YYYY-MM-DD</v10:ShipDate>
        <v10:AccountNumber>XXXXXXXXXX</v10:AccountNumber>
        <v10:Carrier>FDXE</v10:Carrier>
        <v10:Destination>
          <v10:StreetLines>XXXXX</v10:StreetLines>

```

```

    <v10:City>City</v10:City>
    <v10:StateOrProvinceCode>XX</v10:StateOrProvinceCode>
    <v10:PostalCode>XXXXX</v10:PostalCode>
    <v10:CountryCode>XX</v10:CountryCode>
  </v10:Destination>
</v10:QualifiedTrackingNumber>
<v10:LetterFormat>PNG</v10:LetterFormat>
<v10:Consignee>
  <v10:Contact>
    <v10:PersonName>XXXXXXXXXX</v10:PersonName>
    <v10:Title>String</v10:Title>
    <v10:CompanyName>XXXXXXXXXX</v10:CompanyName>
    <v10:PhoneNumber>String</v10:PhoneNumber>
    <v10:PhoneExtension>XXX</v10:PhoneExtension>
    <v10:PagerNumber>XXXXXXXXXX</v10:PagerNumber>
    <v10:FaxNumber>XXXXXXXXXX</v10:FaxNumber>
    <v10:EMailAddress>XXXXXX</v10:EMailAddress>
  </v10:Contact>
  <v10:Address>
    <v10:StreetLines>String</v10:StreetLines>
    <v10:City>XXXXXX</v10:City>
    <v10:StateOrProvinceCode>IN</v10:StateOrProvinceCode>
    <v10:PostalCode>XXXXX</v10:PostalCode>
    <v10:CountryCode>XX</v10:CountryCode>
  </v10:Address>
</v10:Consignee>
</v10:SignatureProofOfDeliveryLetterRequest>
</soapenv:Body>
</soapenv:Envelope>

```

26.2.3 SPODLetterReply Elements

In addition to standard reply elements, the following element is returned in a successful SPODLetterReply. See [Introduction](#) for more information.

Table 231. SPOD Letter Reply Elements

Element	Description
Letter	Base64-encoded SPOD letter.

26.2.4 SPODFaxRequest Elements

Use this request if the SPOD has to be sent as a Fax. See [Introduction](#) for more information.

In addition to basic elements required for all transactions, the following elements make up the SPODFaxRequest.

Table 232. SPOD Fax Request Elements

Element	Required	Description
TrackingNumber	Yes	Shipment tracking number.
ShipDate	No	Date on which the package was shipped.
AccountNumber	No	Account number associated with the shipment.
Carrier		FedEx service that delivered the package.
Destination		Only country is used for elimination of duplicate tracking numbers.
AdditionalComments	No	Any additional information.
FaxSender	No	Contract and address information about the person requesting the fax to be sent.
FaxRecipient		Contract and address information, including the fax number, about the person to receive the fax.
Consignee	No	Information to be substituted for recipient information in the letter.

26.2.5 SPODFaxReply Elements

In addition to standard reply elements, the following element is returned in a successful SPODFaxReply. See [Introduction](#) for more information.

Table 233. SPOD Fax Reply Elements

Element	Description
FaxConfirmationNumber	Number of the FAX where confirmation is to be sent.

26.2.6 Tracking and SPOD Differences

- Use Tracking to check the status of your shipment at any time during and within 18 months after delivery.
- Use SPOD to obtain an image of the recipient's signature (if the signature is available) once the shipment has been delivered.

26.2.7 SPOD Data Availability

Signature Proof of Delivery is available for FedEx Express and FedEx Ground shipments up to 18 months from the ship date. This includes the signature image and associated shipment data. The signature image and additional recipient information may not be available for display in all countries and is indicated on the SPOD where applicable.

26.2.8 Summary SPOD

You can obtain a SPOD letter with summary information without providing the 9-digit FedEx account number. This letter contains all the same information as Detailed SPOD, but only contains the city, state/province, and country information for the shipper and recipient. The signature image may not be available for display in all countries and is indicated on the SPOD where applicable. For a sample see the following [SPOD Sample Letter – Partial](#) example.

26.2.9 Detailed SPOD

You can obtain a SPOD letter with detailed information by providing the 9-digit FedEx account number. If the account number matches the shipper or payer of the shipment, you will be able to view detailed SPOD information, which includes complete contact name, company name, street address, city, state/province, postal code, and country information for both the shipper and recipient (if available). The signature image and additional recipient information may not be available for display in all countries and will be indicated on the SPOD where applicable. For a sample see the following [SPOD Sample Letter – Full](#) example.

26.2.10 Service Availability

You can get proof-of-delivery for FedEx Express and FedEx Ground shipments that were delivered to destinations worldwide (where available). For more information, contact FedEx Customer Service.


26.2.11 No Signature Found

Signatures can take up to five days to process. Even if no signature is available, you can receive the available proof of delivery information. You can also check again later for the signature. If no signature is available after seven business days, call **1.800.GoFedEx 1.800.463.3339**.

Note: The signature may be unavailable if it was released (the shipper or recipient signed a signature release agreement). SPOD requests cannot be batch-processed. If you need multiple SPOD documents, you must create multiple requests. The returned SPOD PDF buffer is encoded in Base64 and then must be Base64 decoded. SPOD images are not available in the FedEx Test Environment.

26.2.12 SPOD Sample Letter – Partial

Figure 8. SPOD Sample Letter – Partial

	FedEx Express Customer Support Trace 3675 Airways Boulevard Module H, 4th Floor Memphis, TN 38116	U.S. Mail PO Box 727 Memphis, TN 38194-0543 Telephone: 901-389-3500	
	11/07/2006 Dear Customer: The following is the proof of delivery you requested with the tracking number 123456789123 .		
<hr/> Delivery Information: <hr/>			
Status:	Delivered	Delivery date:	Jun 1, 2006 00:15
Signed for by:	John G. Public		
Service type:	FedEx 2 Day Service		
			
<hr/> Shipping Information: <hr/>			
Tracking number:	123456789123	Ship date:	May 31, 2006
Recipient: ENGLEWOOD, CO US		Shipper: MEMPHIS, TN US	
Thank you for choosing FedEx Express. FedEx Worldwide Customer Service 1.800.GoFedEx 1.800.463.3399			

26.2.13 SPOD Sample Letter – Full

Figure 9. SPOD Sample Letter – Full

	FedEx Express Customer Support Trace 3875 Airways Boulevard Module H, 4th Floor Memphis, TN 38116	U.S. Mail: PO Box 727 Memphis, TN 38194-4643 Telephone: 901-369-3800
	11/07/2005 Dear Customer: The following is the proof of delivery you requested with the tracking number 123456789123 .	
<hr/> Delivery information: <hr/>		
Status: Delivered Signed for by: John Q. Public Service type: FedEx 2 Day Service	Delivery location: 555 Purple Promise Lane Delivery date: Jun 1, 2005 09:15	
		
<hr/> Shipping information: <hr/>		
Tracking number: 123456789123 Recipient: CUSTOMER SERVICE DEPARTMENT FEDERAL EXPRESS 555 PURPLE PROMISE LANE ANYTOWN, TN 38200 U.S.	Ship date: May 31, 2005 Shipper: GARY SMITHSON 3680 HACKENSON ROAD DENVERWOOD, CO 80112 U.S.	
Thank you for choosing FedEx Express. FedEx Worldwide Customer Service 1.800.GoFedEx 1.800.461.3339		

26.3 Notification

Notification may be included using the TrackService WSDL SendNotificationsRequest or in the ShipService. Notification allows you to request exception and delivery notifications be sent to you, your recipient, and up to 2 other email addresses. A personal message can also be included.

Note: If you include notification elements in a Ship request, you do not need to use the TrackService WSDL SendNotificationsRequest for that shipment. The TrackService WSDL SendNotificationsRequest is provided if no notification request has been made for an undeliverable shipment. Email Notifications are not supported/returned in the FedEx Test Environment.

26.3.1 Notification Service Details

The following service details apply:

- Send notification of package state to up to four email addresses.

Note: If the notification request is for an international package, you may identify one of the notification recipients as a broker.

- FedEx services offering this feature are FedEx Express (including intra-Mexico), FedEx Ground, FedEx Home Delivery (FHD), FedEx Custom Critical (FXCC), FedEx SmartPost (FXSP), and FXFR (FedEx Freight).
- Shipment, delivery and tendered notifications are available for FedEx SmartPost[®] Returns. Email exception is not available.

There are two notification options:

1. Exception notification, such as if an exception occurs during scanning and the package may be delayed, or if an address correction is required
2. Delivery notification
 - a. You must choose between these delivery types: wireless (to a cell phone), text only email, and HTML email.
 - b. A personal message (up to 120 characters) is allowed for email notifications only. This element is not allowed for wireless notifications.
 - c. You may select a valid language code for your communication. If no language code is indicated in the service request, the default is EN. The following table lists the valid language codes:

Table 234. Valid Language Codes for Notification Service

Value	Language	Locale Code (required if indicated below)
AR	Arabic	
CS	Czech	
DA	Danish	
DE	German	

Value	Language	Locale Code (required if indicated below)
EN	English (default value)	
ES	Spanish (Latin American)	ES
ES	Spanish (North America)	US
FI	Finnish	
FR	French (Canada)	CA
FR	French (Europe)	
HU	Hungarian	
IT	Italian	
JA	Kanji (Japan)	
KO	Korean	
NO	Norwegian	
NL	Dutch	
PL	Polish	
PT	Portuguese (Latin America)	
RU	Russian	
SV	Swedish	
TR	Turkish	
ZH	Chinese (simplified)	CN
ZH	Chinese (Taiwan)	TW
ZH	Chinese (Hong Kong)	HK

For more detailed information about the services offered by FedEx, see the electronic [FedEx Service Guide](#).

26.3.2 Notification Coding Details

In addition to the standard elements required for all transactions, the following elements are provided as part of the TrackService WSDL SendNotificationsRequest. See [Introduction](#) for more information.

Table 235. SendNotificationsRequest Elements

Element	Description
TrackingNumber	Required Tracking number.
MultiPiece	Optional Indicates whether to return tracking information for all associated packages.
PagingToken	Optional To obtain additional data on second and subsequent SendNotifications requests. Client must submit this value in subsequent track requests in order to obtain next page of data. Must contain at least four characters.
TrackingNumberUniqueld	Optional Populate only if the TrackingNumberUniqueld is known from a previous Tracking request or an email notifications request that resulted in a duplicate reply.
ShipDateRangeBegin	Optional Recommend providing date range to find desired track number by limiting the results to this range. If not provided FedEx will default to a range that may not be useful for the search.
ShipDateRangeEnd	Optional If provided, ShipDateRangeBegin is required.
SenderEMailAddress	Required Valid email address of notification requestor.
SenderContactName	Required Valid contact name of notification requestor.
eventNotificationDetail	Optional Descriptive data required for FedEx to provide email notification to the customer regarding the shipment. This element is required when SpecialServiceType EVENT_NOTIFICATION is present in the SpecialServiceTypes collection.
eventNotificationDetail/ PersonalMessage	Optional A message that will be included in the email notifications. Personal messages are not applicable with wireless formatted notifications such as UTF-8 encoded message.
eventNotificationDetail/Recipients	Required Information describing the destination of the email format of the email and events to be notified on. Specify up to six email addresses to receive the specified notification.

Element	Description
eventNotificationDetail/Recipients/EventNotificationRecipientType	<p>Optional</p> <p>Identifies the relationship this email recipient has to the shipment. Valid values are:</p> <ul style="list-style-type: none"> • BROKER • OTHER • RECIPIENT • SHIPPER
EventNotificationDetail/NotificationDetail/EmailDetail/EmailAddress	The recipient email address of the notification.
EventNotificationDetail/EventNotifications/Events	<p>Optional</p> <p>Identifies if an event notification should be sent to the recipient:</p> <ul style="list-style-type: none"> • ON_DELIVERY • ON_ESTIMATED_DELIVERY • ON_EXCEPTION • ON_SHIPMENT • ON_TENDER
EventNotificationDetail/FormatSpecification/Type	<p>Required</p> <p>This element is required to specify the type of notification you want to receive. Valid values are:</p> <ul style="list-style-type: none"> • HTML • TEXT
EventNotificationDetail/NotificationDetail/Localization	Required The language/locale to be used in this event notification
EventNotificationDetail/NotificationDetail/Localization/LanguageCode	Required You may include a language code to have the email message returned in that language. See Notification Service Details for a table of valid language codes. If no value is included with this element, the default is en (English).
EventNotificationDetail/NotificationDetail/Localization/LocaleCode	Optional Some languages require a locale code to further identify the requested language. For example, if you request the notification emails in Spanish, you must include a locale code of U.S. for North American Spanish. See Notification Service Details for a table of valid locale codes.

Example 40: SendNotificationsRequest

```

<soapenv:Envelope xmlns:soapenv="http://schemas.xmlsoap.org/soap/envelope/"
xmlns:v10="http://fedex.com/ws/track/v10">
  <soapenv:Header/>
  <soapenv:Body>
    <v10:SendNotificationsRequest>
      <v10:WebAuthenticationDetail>
        <v10:ParentCredential>
          <v10:Key>XXXXXXXXXX</v10:Key>
          <v10:Password>XXXXXXXXXX</v10:Password>
        </v10:ParentCredential>
        <v10:UserCredential>
          <v10:Key>XXXXXXXXXX</v10:Key>
          <v10:Password>XXXXXXXXXX</v10:Password>
        </v10:UserCredential>
      </v10:WebAuthenticationDetail>
      <v10:ClientDetail>
        <v10:AccountNumber>XXXXXXXXXX</v10:AccountNumber>
        <v10:MeterNumber>XXXXXXXXXX</v10:MeterNumber>
        <v10:IntegratorId/>
        <v10:Localization>
          <v10:LanguageCode>en</v10:LanguageCode>
        </v10:Localization>
      </v10:ClientDetail>
      <v10:TransactionDetail>
        <v10:CustomerTransactionId>SendNotification</v10:CustomerTransactionId>
        <v10:Localization>
          <v10:LanguageCode>en</v10:LanguageCode>
        </v10:Localization>
      </v10:TransactionDetail>
      <v10:Version>
        <v10:ServiceId>trck</v10:ServiceId>
        <v10:Major>10</v10:Major>
        <v10:Intermediate>0</v10:Intermediate>
        <v10:Minor>0</v10:Minor>
      </v10:Version>
      <v10:TrackingNumber>XXXX</v10:TrackingNumber>
      <v10:TrackingNumberUniqueId>XXXX</v10:TrackingNumberUniqueId>
      <v10:ShipDateRangeBegin>YYYY-MM-DD</v10:ShipDateRangeBegin>
      <v10:ShipDateRangeEnd>YYYY-MM-DD</v10:ShipDateRangeEnd>
      <v10:SenderEMailAddress>XXXX</v10:SenderEMailAddress>
    </v10:SendNotificationsRequest>
  </soapenv:Body>
</soapenv:Envelope>

```

```

    <v10:SenderContactName>XXXX</v10:SenderContactName>
    <v10:NotificationDetail>
      <v10:PersonalMessage>Message</v10:PersonalMessage>
      <v10:Recipients>

<v10:EmailNotificationRecipientType>SHIPPER</v10:EmailNotificationRecipientType>
      <v10:EmailAddress>XXXXXX</v10:EmailAddress>

<v10:NotificationEventsRequested>ON_TENDER</v10:NotificationEventsRequested>
      <v10:Format>TEXT</v10:Format>
      <v10:Localization>
        <v10:LanguageCode>de</v10:LanguageCode>
      </v10:Localization>
    </v10:Recipients>
  </v10:NotificationDetail>
</v10:SendNotificationsRequest>
</soapenv:Body>
</soapenv:Envelope>

```

Table 236. SendNotificationsReply Elements

Element	Description
DuplicateWaybill	This element is present in the reply if duplicate tracking numbers are found as part of the notification request.
MoreDataAvailable	Returned in the reply if additional notification data is available.
PagingToken	If you receive the MoreDataAvailable element in the reply, you will also receive the PagingToken element with corresponding PagingToken number. This number must be included in any additional notification request, to receive additional data for your original request.
Packages	Information about the notifications that are available for this tracking number. If there are duplicates, then the ship date and destination address information is returned for determining which TrackingNumberUniquelIdentifier to use on a subsequent request. This complex element includes: <ul style="list-style-type: none"> TrackingNumber TrackingNumberUniquelIdentification CarrierCode ShipDate Destination RecipientDetails
Packages/TrackingNumberUniquelIdentifiers	When duplicate tracking numbers exist, this data is returned with summary information for each of the duplicates. The summary

Element	Description
	information is used to determine which of the duplicates the intended tracking number is. This identifier is used on a subsequent track request to retrieve the tracking data for the desired tracking number.

Example 41: Send Notifications Reply

```

<q0:SendNotificationsReply xmlns:q0="http://fedex.com/ws/track/q0">
  <q0:HighestSeverity>WARNING</q0:HighestSeverity>
  <q0:Notifications>
    <q0:Severity>WARNING</q0:Severity>
    <q0:Source>trck</q0:Source>
    <q0:Code>XXXX</q0:Code>
    <q0:Message>We are unable to provide notifications because either the
package is too old or there is more than one package with the provided tracking
number.</q0:Message>
    <q0:LocalizedMessage>We are unable to provide notifications because either
the package is too old or there is more than one package with the provided tracking
number.</q0:LocalizedMessage>
  </q0:Notifications>
  <q0:TransactionDetail xmlns:SOAP-
ENV="http://schemas.xmlsoap.org/soap/envelope/"
xmlns:xsd="http://www.w3.org/2001/XMLSchema" xmlns:SOAP-
ENC="http://schemas.xmlsoap.org/soap/encoding/">
    <q0:CustomerTransactionId>XXXX</q0:CustomerTransactionId>
    <q0:Localization>
      <q0:LanguageCode>en</q0:LanguageCode>
    </q0:Localization>
  </q0:TransactionDetail>
  <q0:Version xmlns:SOAP-ENV="http://schemas.xmlsoap.org/soap/envelope/"
xmlns:xsd="http://www.w3.org/2001/XMLSchema" xmlns:SOAP-
ENC="http://schemas.xmlsoap.org/soap/encoding/">
    <q0:ServiceId>trck</q0:ServiceId>
    <q0:Major>7</q0:Major>
    <q0:Intermediate>0</q0:Intermediate>
    <q0:Minor>0</q0:Minor>
  </q0:Version>
  <q0:DuplicateWaybill>>false</q0:DuplicateWaybill>
  <q0:MoreDataAvailable>>false</q0:MoreDataAvailable>
  <q0:Packages>
    <q0:TrackingNumber>XXXX</q0:TrackingNumber>

<q0:TrackingNumberUniqueIdentifiers>XXXX</q0:TrackingNumberUniqueIdentifiers>
  <q0:CarrierCode>FDXE</q0:CarrierCode>
  <q0:ShipDate>YYYY-MM-DD</q0:ShipDate>
  <q0:Destination>
    <q0:City>XXXX</q0:City>
    <q0:StateOrProvinceCode>XX</q0:StateOrProvinceCode>
    <q0:CountryCode>US</q0:CountryCode>
    <q0:Residential>>false</q0:Residential>
  </q0:Destination>
</q0:Packages>
</q0:SendNotificationsReply>

```

26.4 FedEx InSight

As part of the ShipService WSDL, you may add additional elements to your ProcessShipment request to customize your FedEx InSight information:

Table 237. FedEx InSight Elements

Element	Description
RequestedShipment/BlockInsightVisibility	Optional. If true, only the shipper/payor will have visibility of this shipment.
RequestedPackageLineItem/ContentRecords	Includes the following elements: <ul style="list-style-type: none"> • PartNumber • ItemNumber • ReceivedQuantity • Description These multiple occurrence elements can be repeated up to 50 times for a single tracking number.

For more information regarding FedEx InSight, go to fedex.com/insight.

For more information about shipping notification, see [Shipment Notification in the Ship Request](#) section of [Ship Service](#).

27 Validation Availability And Commitment Service

Use Validation Availability and Commitment Service (VACS) WSDLs to check service availability, route and postal codes.

27.1 Service Availability

You can use the ServiceAvailability Request to determine which FedEx Express® or FedEx Ground® services are available between an origin and destination along with the delivery date or transit time information.

Example 42: ServiceAvailabilityRequest

```
<soapenv:Envelope xmlns:soapenv="http://schemas.xmlsoap.org/soap/envelope/"
xmlns:v4="http://fedex.com/ws/vacs/v4">
  <soapenv:Header/>
  <soapenv:Body>
    <v4:ServiceAvailabilityRequest>
      <v4:WebAuthenticationDetail>
        <v4:ParentCredential>
          <v4:Key>XXXXXXXXXX</v4:Key>
          <v4:Password/>
        </v4:ParentCredential>
        <v4:UserCredential>
          <v4:Key>XXXXXXXXXX</v4:Key>
          <v4:Password/>
        </v4:UserCredential>
      </v4:WebAuthenticationDetail>
      <v4:ClientDetail>
        <v4:AccountNumber>XXXXXXXXXX</v4:AccountNumber>
        <v4:MeterNumber>XXXXXXXXXX</v4:MeterNumber>
      </v4:ClientDetail>
      <v4:TransactionDetail>
<v4:CustomerTransactionId>ServiceAvailabilityRequest</v4:CustomerTransactionId>
      </v4:TransactionDetail>
      <v4:Version>
        <v4:ServiceId>vacs</v4:ServiceId>
        <v4:Major>4</v4:Major>
        <v4:Intermediate>0</v4:Intermediate>
        <v4:Minor>0</v4:Minor>
      </v4:Version>
    </v4:ServiceAvailabilityRequest>
  </soapenv:Body>
</soapenv:Envelope>
```

```

</v4:Version>
<v4:Origin>
  <v4:PostalCode>38017</v4:PostalCode>
  <v4:CountryCode>US</v4:CountryCode>
</v4:Origin>
<v4:Destination>
  <v4:PostalCode>03032</v4:PostalCode>
  <v4:CountryCode>US</v4:CountryCode>
</v4:Destination>
<v4:ShipDate>2013-11-19</v4:ShipDate>
<v4:CarrierCode>FDXE</v4:CarrierCode>
</v4:ServiceAvailabilityRequest>
</soapenv:Body>
</soapenv:Envelope>

```

27.1.1 Validation Availability and Commitment Service Details

The ServiceAvailabilityRequest returns a list of all available FedEx Express® or FedEx Ground® services for the given origin and destination information, including intra-Mexico. For more detailed information about the services offered by FedEx, see the electronic [FedEx Service Guide](#).

27.1.2 Validation Availability and Commitment Service Coding Details

To check the availability of one particular FedEx service and packaging type, include the Service and Packaging elements in the request message. Only information regarding that single service and packaging type will be returned from the request. To obtain a list of all available services for a given origin and destination, omit the Service and Packaging elements from the request. In this case the reply will contain every available service.

Table 238. ServiceAvailabilityRequest Elements

Element	Description
Origin	Required The descriptive data for the postal code and country code the shipment originates from.
Destination	Required The descriptive data for the postal code and country code to which the shipment is destined.
ShipDate	Required The date on which the package will be shipped. The date should not be a past date or a date more than 10 days in the future. The date format must be YYYY-MM-DD.
CarrierCode	Required Identification of a FedEx service. For this transaction, the following values are valid for specifying the preferred carrier.

Element	Description
	<ul style="list-style-type: none"> • FDXE - Express • FDXG - Ground <p><i>Note: You cannot use both FDXE and FDXG. You can use either one or the other. So, if you want to see results for both services, you must send two service availability requests.</i></p>
Service	<p>Optional</p> <p>Identifies the FedEx transportation service to check for availability. See ServiceType for valid values. Omit this element and the Packaging element to get a list of every available service.</p> <p>Service type options:</p> <ul style="list-style-type: none"> • EUROPE_FIRST_INTERNATIONAL_PRIORITY • FEDEX_1_DAY_FREIGHT • FEDEX_2_DAY • FEDEX_2_DAY_AM • FEDEX_2_DAY_FREIGHT • FEDEX_3_DAY_FREIGHT • FEDEX_EXPRESS_SAVER • FEDEX_FIRST_FREIGHT • FEDEX_GROUND • GROUND_HOME_DELIVERY • FIRST_OVERNIGHT • INTERNATIONAL_DISTRIBUTION_FREIGHT • INTERNATIONAL_ECONOMY • INTERNATIONAL_ECONOMY_DISTRIBUTION • INTERNATIONAL_ECONOMY_FREIGHT • INTERNATIONAL_FIRST • INTERNATIONAL_PRIORITY • INTERNATIONAL_PRIORITY_DISTRIBUTION • INTERNATIONAL_PRIORITY_FREIGHT • PRIORITY_OVERNIGHT • STANDARD_OVERNIGHT
Packaging	Optional

Element	Description
	<p>Identifies the FedEx packaging type used by the requestor for the package. See PackagingType for valid values. Omit this element and the Service element to get a list of every available service.</p> <p>PackagingType options:</p> <ul style="list-style-type: none"> • FEDEX_10KG_BOX • FEDEX_25KG_BOX • FEDEX_BOX • FEDEX_ENVELOPE • FEDEX_PAK • FEDEX_TUBE • INDIVIDUAL_PACKAGES • YOUR_PACKAGING

The descriptive data for the collection of available FedEx services returned for the request. The reply includes the day of the week that service is available.

Table 239. ServiceAvailability Reply Elements

Element	Description
ServiceAvailabilityOptions/Service	<p>Specify the Service type options:</p> <ul style="list-style-type: none"> • EUROPE_FIRST_INTERNATIONAL_PRIORITY • FEDEX_1_DAY_FREIGHT • FEDEX_2_DAY • FEDEX_2_DAY_AM • FEDEX_2_DAY_FREIGHT • FEDEX_3_DAY_FREIGHT • FEDEX_EXPRESS_SAVER • FEDEX_FIRST_FREIGHT • FEDEX_GROUND • GROUND_HOME_DELIVERY • FIRST_OVERNIGHT • INTERNATIONAL_DISTRIBUTION_FREIGHT • INTERNATIONAL_ECONOMY • INTERNATIONAL_ECONOMY_DISTRIBUTION • INTERNATIONAL_ECONOMY_FREIGHT • INTERNATIONAL_FIRST

Element	Description
	<ul style="list-style-type: none"> • INTERNATIONAL_PRIORITY • INTERNATIONAL_PRIORITY_DISTRIBUTION • INTERNATIONAL_PRIORITY_FREIGHT • PRIORITY_OVERNIGHT • STANDARD_OVERNIGHT
DestinationAirportID	Short description for the destination airport.
DeliveryDate	Expected/estimated date of delivery (YYYY-MM-DD). U.S. destinations only.
DeliveryDay	Expected/estimated day of week of delivery. U.S. destinations only.
DestinationStationId	Destination Station's identification number
TransitTime	<p>The commit time for a FedEx Ground shipment. The TransitTime type options:</p> <ul style="list-style-type: none"> • ONE_DAY • TWO_DAYS • THREE_DAYS • FOUR_DAYS • FIVE_DAYS • SIX_DAYS • SEVEN_DAYS • EIGHT_DAYS • NINE_DAYS • TEN_DAYS • ELEVEN_DAYS • TWELVE_DAYS • THIRTEEN_DAYS • FOURTEEN_DAYS • FIFTEEN_DAYS • SIXTEEN_DAYS • SEVENTEEN_DAYS • EIGHTEEN_DAYS • NINETEEN_DAYS • TWENTY_DAYS

Element	Description
	<ul style="list-style-type: none"><li data-bbox="634 304 1432 340">• UNKNOWN

Appendix

Appendix A: Country Code Tables

The following country codes are listed in alphabetic order.

A

Country	Code	Ship To	Ship From
Afghanistan	AF	Y	Y
Albania	AL	Y	Y
Algeria	DZ	Y	Y
American Samoa	AS	Y	N
Andorra	AD	Y	N
Angola	AO	Y	Y
Anguilla	AI	Y	Y
Antarctica	AQ	N	N
Antigua	AG	Y	Y
Argentina	AR	Y	Y
Armenia	AM	Y	N
Aruba	AW	Y	Y
Australia	AU	Y	Y
Austria	AT	Y	Y
Azerbaijan	AZ	Y	N

B

Country	Code	Ship To	Ship From
Bahamas	BS	Y	Y
Bahrain	BH	Y	Y
Bangladesh	BD	Y	Y
Barbados	BB	Y	Y
Barbuda	AG	Y	Y
Belarus	BY	Y	N
Belgium	BE	Y	Y
Belize	BZ	Y	Y
Benin	BJ	Y	N
Bermuda	BM	Y	Y
Bhutan	BT	Y	Y
Bolivia	BO	Y	Y
Bonaire	BQ	Y	Y
Bosnia-Herzegovina	BA	Y	Y
Botswana	BW	Y	Y
Bouvet Island	BV	N	N
Brazil	BR	Y	Y
British Indian Ocean Territory	IO	N	N
British Virgin Islands	VG	Y	Y
Brunei	BN	Y	Y
Bulgaria	BG	Y	Y
Burkina Faso	BF	Y	N
Burundi	BI	Y	Y

C

Country	Code	Ship To	Ship From
Cambodia	KH	Y	Y
Cameroon	CM	Y	N
Canada	CA	Y	Y

Country	Code	Ship To	Ship From
Canary Islands	ES	Y	Y
Cape Verde	CV	Y	N
Caribbean Netherlands	BQ	Y	Y
Cayman Islands	KY	Y	Y
Central African Republic	CF	N	N
Chad	TD	Y	N
Channel Islands	GB	Y	Y
Chile	CL	Y	Y
China	CN	Y	Y
Christmas Island	CX	N	N
Cocos (Keeling) Islands	CC	N	N
Colombia	CO	Y	Y
Comoros	KM	N	N
Congo	CG	Y	N
Congo, Democratic Republic Of	CD	Y	N
Cook Islands	CK	Y	N
Costa Rica	CR	Y	Y
Croatia	HR	Y	Y
Cuba	CU	Y	N
Curacao	CW	Y	Y
Cyprus	CY	Y	Y
Czech Republic	CZ	Y	Y

D

Country	Code	Ship To	Ship From
Denmark	DK	Y	Y
Djibouti	DJ	Y	Y
Dominica	DM	Y	Y
Dominican Republic	DO	Y	Y

E

Country	Code	Ship To	Ship From
East Timor	TL	Y	Y
Ecuador	EC	Y	Y
Egypt	EG	Y	Y
El Salvador	SV	Y	Y
England	GB	Y	Y
Equatorial Guinea	GQ	Y	N
Eritrea	ER	Y	Y
Estonia	EE	Y	Y
Ethiopia	ET	Y	Y

F

Country	Code	Ship To	Ship From
Faeroe Islands	FO	Y	N
Falkland Islands	FK	N	N
Fiji	FJ	Y	N
Finland	FI	Y	Y
France	FR	Y	Y
French Guiana	GF	Y	Y
French Polynesia	PF	Y	N
French Southern Territories	TF	N	N

G

Country	Code	Ship To	Ship From
Gabon	GA	Y	N
Gambia	GM	Y	N
Georgia	GE	Y	N
Germany	DE	Y	Y
Ghana	GH	Y	Y
Gibraltar	GI	Y	Y

Country	Code	Ship To	Ship From
Grand Cayman	KY	Y	Y
Great Britain	GB	Y	Y
Great Thatch Island	VG	Y	Y
Great Tobago Islands	VG	Y	Y
Greece	GR	Y	Y
Greenland	GL	Y	N
Grenada	GD	Y	Y
Guadeloupe	GP	Y	Y
Guam	GU	Y	Y
Guatemala	GT	Y	Y
Guinea	GN	Y	N
Guinea Bissau	GW	N	N
Guyana	GY	Y	Y

H

Country	Code	Ship To	Ship From
Haiti	HT	Y	Y
Heard and McDonald Islands	HM	N	N
Holland	NL	Y	Y
Honduras	HN	Y	Y
Hong Kong	HK	Y	Y
Hungary	HU	Y	Y

I

Country	Code	Ship To	Ship From
Iceland	IS	Y	Y
India	IN	Y	Y
Indonesia	ID	Y	Y
Iran	IR	N	N
Iraq	IQ	Y	Y
Ireland	IE	Y	Y

Country	Code	Ship To	Ship From
Israel	IL	Y	Y
Italy	IT	Y	Y
Ivory Coast	CI	Y	Y

J

Country	Code	Ship To	Ship From
Jamaica	JM	Y	Y
Japan	JP	Y	Y
Jordan	JO	Y	Y
Jost Van Dyke Islands	VG	Y	Y

K

Country	Code	Ship To	Ship From
Kazakhstan	KZ	Y	Y
Kenya	KE	Y	Y
Kiribati	KI	N	N
Kuwait	KW	Y	Y
Kyrgyzstan	KG	Y	Y

L

Country	Code	Ship To	Ship From
Laos	LA	Y	Y
Latvia	LV	Y	Y
Lebanon	LB	Y	Y
Lesotho	LS	Y	Y
Liberia	LR	Y	Y
Libya	LY	Y	N
Liechtenstein	LI	Y	Y
Lithuania	LT	Y	Y
Luxembourg	LU	Y	Y

M

Country	Code	Ship To	Ship From
Macau	MO	Y	Y
Macedonia	MK	Y	Y
Madagascar	MG	Y	Y
Malawi	MW	Y	Y
Malaysia	MY	Y	Y
Maldives	MV	Y	Y
Mali	ML	Y	N
Malta	MT	Y	Y
Marshall Islands	MH	Y	N
Martinique	MQ	Y	Y
Mauritania	MR	Y	N
Mauritius	MU	Y	Y
Mayotte	YT	N	N
Mexico	MX	Y	Y
Micronesia	FM	Y	N
Moldova	MD	Y	N
Monaco	MC	Y	Y
Mongolia	MN	Y	N
Montenegro	ME	Y	Y
Montserrat	MS	Y	Y
Morocco	MA	Y	Y
Mozambique	MZ	Y	Y
Myanmar / Burma	MM	N	N

N

Country	Code	Ship To	Ship From
Namibia	NA	Y	Y
Nauru	NR	N	N
Nepal	NP	Y	Y
Netherlands	NL	Y	Y
New Caledonia	NC	Y	N
New Zealand	NZ	Y	Y
Nicaragua	NI	Y	Y
Niger	NE	Y	N
Nigeria	NG	Y	Y
Niue	NU	N	N
Norfolk Island	NF	N	N
Norman Island	VG	Y	Y
North Korea	KP	N	N
Northern Ireland	GB	Y	Y
Northern Mariana Islands	MP	Y	N
Norway	NO	Y	Y

O

Country	Code	Ship To	Ship From
Oman	OM	Y	Y

P

Country	Code	Ship To	Ship From
Pakistan	PK	Y	Y
Palau	PW	Y	N
Palestine	PS	Y	Y
Panama	PA	Y	Y
Papua New Guinea	PG	Y	N
Paraguay	PY	Y	Y

Country	Code	Ship To	Ship From
Peru	PE	Y	Y
Philippines	PH	Y	Y
Pitcairn	PN	N	N
Poland	PL	Y	Y
Portugal	PT	Y	Y
Puerto Rico	PR	Y	Y

Q

Country	Code	Ship To	Ship From
Qatar	QA	Y	Y

R

Country	Code	Ship To	Ship From
Reunion	RE	Y	N
Romania	RO	Y	Y
Rota	MP	Y	N
Russia	RU	Y	Y
Rwanda	RW	Y	Y

S

Country	Code	Ship To	Ship From
Saba	BQ	Y	Y
Saipan	MP	Y	N
Samoa	WS	Y	N
San Marino	IT	Y	Y
Sao Tome and Principe	ST	N	N
Saudi Arabia	SA	Y	Y
Scotland	GB	Y	Y
Senegal	SN	Y	N

Country	Code	Ship To	Ship From
Serbia	RS	Y	Y
Seychelles	SC	Y	Y
Sierra Leone	SL	N	N
Singapore	SG	Y	Y
Slovak Republic	SK	Y	Y
Slovenia	SI	Y	N
Solomon Islands	SB	N	N
Somalia	SO	N	Y
South Africa	ZA	Y	Y
South Georgia and South Sandwich Islands	GS	N	N
South Korea	KR	Y	Y
Spain	ES	Y	Y
Sri Lanka	LK	Y	Y
St. Barthelemy	GP	Y	Y
St. Christopher	KN	Y	Y
St. Croix Island	VI	Y	Y
St. Eustatius	BQ	Y	Y
St. Helena	SH	N	N
St. John	VI	Y	Y
St. Kitts and Nevis	KN	Y	Y
St. Lucia	LC	Y	Y
St. Maarten (Dutch Control)	SX	Y	Y
St. Martin (French Control)	MF	Y	Y
St. Pierre	PM	N	N
St. Thomas	VI	Y	Y
St. Vincent	VC	Y	Y
Sudan	SD	N	N
Suriname	SR	Y	Y
Svalbard and Jan Mayen Island	SJ	N	N
Swaziland	SZ	Y	Y
Sweden	SE	Y	Y
Switzerland	CH	Y	Y

Country	Code	Ship To	Ship From
Syria	SY	N	N

T

Country	Code	Ship To	Ship From
Tahiti	PF	Y	N
Taiwan	TW	Y	Y
Tajikistan	TJ	N	N
Tanzania	TZ	Y	Y
Thailand	TH	Y	Y
Tinian	MP	Y	N
Togo	TG	Y	Y
Tokelau	TK	N	N
Tonga	TO	Y	N
Tortola Island	VG	Y	Y
Trinidad and Tobago	TT	Y	Y
Tunisia	TN	Y	Y
Turkey	TR	Y	Y
Turkmenistan	TM	Y	N
Turks and Caicos Islands	TC	Y	Y
Tuvalu	TV	N	Y

U

Country	Code	Ship To	Ship From
U.S. Minor Outlying Islands	UM	N	N
U.S. Virgin Islands	VI	Y	Y
Uganda	UG	Y	Y
Ukraine	UA	Y	N
Union Island	VC	Y	Y
United Arab Emirates	AE	Y	Y
United Kingdom	GB	Y	Y
United States	US	Y	Y

Country	Code	Ship To	Ship From
Uruguay	UY	Y	Y
Uzbekistan	UZ	Y	Y

V

Country	Code	Ship To	Ship From
Vanuatu	VU	Y	N
Vatican City	IT	Y	Y
Venezuela	VE	Y	Y
Vietnam	VN	Y	Y

W

Country	Code	Ship To	Ship From
Wales	GB	Y	Y
Wallis and Futuna Islands	WF	Y	N
Western Sahara	EH	N	N

Y

Country	Code	Ship To	Ship From
Yemen	YE	Y	Y

Z

Country	Code	Ship To	Ship From
Zambia	ZM	Y	Y
Zimbabwe	ZW	Y	Y

Appendix B: U.S. State Codes

Table 240. US State Codes

State	Code
Alabama	AL
Alaska	AK
Arizona	AZ
Arkansas	AR
California	CA
Colorado	CO
Connecticut	CT
Delaware	DE
District of Columbia	DC
Florida	FL
Georgia	GA
Hawaii	HI
Idaho	ID
Illinois	IL
Indiana	IN
Iowa	IA
Kansas	KS
Kentucky	KY
Louisiana	LA
Maine	ME
Maryland	MD
Massachusetts	MA
Michigan	MI
Minnesota	MN
Mississippi	MS
Missouri	MO
Montana	MT
Nebraska	NE
Nevada	NV
New Hampshire	NH

State	Code
New Jersey	NJ
New Mexico	NM
New York	NY
North Carolina	NC
North Dakota	ND
Ohio	OH
Oklahoma	OK
Oregon	OR
Pennsylvania	PA
Rhode Island	RI
South Carolina	SC
South Dakota	SD
Tennessee	TN
Texas	TX
Utah	UT
Vermont	VT
Virginia	VA
Washington State	WA
West Virginia	WV
Wisconsin	WI
Wyoming	WY
Puerto Rico	PR

Appendix C: Canada Province Codes

Table 241. Canada Province Codes

Province	Code
Alberta	AB
British Columbia	BC
Manitoba	MB
New Brunswick	NB
Newfoundland	NL
Northwest Territories	NT
Nova Scotia	NS
Nunavut	NU
Ontario	ON
Prince Edward Island	PE
Quebec	QC
Saskatchewan	SK
Yukon	YT

Appendix D: Mexico State Codes

Table 242. Mexico State Codes

State	Code
Aguascalientes	AG
Baja California Norte	BC
Baja California Sur	BS
Campeche	CM
Chiapas	CS
Chihuahua	CH
Coahuila	CO
Colima	CL
Distrito Federal	DF
Durango	DG
Guanajuato	GT
Guerrero	GR
Hidalgo	HG
Jalisco	JA
Mexico	MX
Michoacán	MI
Morelos	MO
Nayarit	NA
Nuevo Leon	NL
Oaxaca	OA
Puebla	PU
Queretaro	QT
Quintana Roo	QR
San Luis Potosi	SL
Sinaloa	SI
Sonora	SO
Tabasco	TB
Tamaulipas	TM
Tlaxcala	TL
Veracruz	VE

State	Code
Yucatan	YU
Zacatecas	ZA

Appendix E: United Arab Emirates (UAE) State Code Table

This table lists the approved abbreviation codes for each UAE city:

Table 243. UAE State Codes

City	Code
Abu Dhabi	AB
Ajman	AJ
Dubai	DU
Fujairah	FU
Ras al-Khaimah	RA
Sharjah	SH
Umm al-Qaiwain	UM

Appendix F: Currency Codes

Table 244. Currency Codes

Currency	Code
Antilles Guilder	ANG
Argentinian Peso	ARN
Australian Dollar	AUD
Aruban Florijn	AWG
Barbados Dollar	BBD
Bahraini Dinar	BHD
Bermuda Dollar	BMD
Brunei Dollar	BND
Brazilian Real	BRL
Bahamian Dollars	BSD
Canadian Dollar	CAD
Cayman Dollars	CID
Chilean Peso	CHP

Currency	Code
Chinese Renminbi	CNY
Colombian Peso	COP
Costa Rican Colon	CRC
Czech Republic Koruny	CZK
Danish Krone	DKK
Dominican Peso	RDD
E. Caribbean Dollar	ECD
Egyptian Pound	EGP
Euro	EUR
Guatemalan Quetzal	GTQ
British Pound Sterling	GBP
Hong Kong Dollar	HKD
Hungarian Forint	HUF
Israeli Shekel	ILS
Indian Rupee	INR
Indonesian Rupiah	IDR
Jamaican Dollar	JAD
Japanese Yen	JYE
Kenyan Schilling	KES
Kazachstan Tenge	KZT
Kuwaiti Dinar	KUD
Latvian Lats	EURO
Libyan Dinar	LYD
Lithuanian Litas	LTL
Macau Patacas	MOP
Malaysian Ringgits	MYR
New Mexican Peso	NMP
New Taiwan Dollar	NTD
New Turkish Lira	TRY
New Zealand Dollar	NZD
Norwegian Krone	NOK
Pakistan Rupee	PKR
Panama Balboa	PAB

Currency	Code
Philippine Peso	PHP
Polish Zloty	PLN
Russian Rouble	RUR
Saudi Arabian Riyal	SAR
Singapore Dollar	SID
Solomon Island Dollar	SBD
South African Rand	ZAR
South Korean Won	WON
Swedish Krona	SEK
Swiss Francs	SFR
Thailand Baht	THB
Tonga Pa'anga	TOP
Trinidad & Tobago Dollar	TTD
Uganda Schilling	UGX
UK Pounds Sterling	UKL
United Arab Emirates Dirham	DHS
Uruguay New Peso	UYP
U.S. Dollar	USD
Venezuela Bolivar Fuerte	VEF
Western Samoa Tala	WST

Appendix G: Harmonized Tariff Unit of Measure Codes

Table 245. Harmonized Tariff Unit of Measure Codes

Code	Unit of Measure
3 MI	3 Thousand Square Inches
ADJ	Adjustments
B56	56 Pound Bushel
BBL	Barrel
BFT	Board Feet
BTU	British Thermal Unit
BU	Bushel
C	One Hundred or Celsius
CAR	Carat
CD	Cord
CFT	Cubic Foot/Feet
CG	Centigrams
CGM	Content Gram
CKG	Content Kilogram
CLB	Content Pound
CLF	One Hundred Leaves
CM	Centimeter
CM3	Cubic Centimeters
CRT	Crate
CSI	100 Square Inches
CTN	Content Ton
CUR	Curie
CWT	Hundred Weight
CY	Clean Yield
CYD	Cubic Yard
CYG	Clean Yield Gram
CYK	Clean Yield Kilogram
DEG	Degree
DOZ	Dozen
DPC	Dozen Pieces

Code	Unit of Measure
DPR	Dozen Pair
EA	Each
F	Fahrenheit
FT	Feet
G	Grams
GAL	Gallon
GR	Gross
GRL	Gross Lines
GRM	Gram
GRO	Gross
HUN	Hundreds
HZ	Hertz
JWL	Jewels
K	1,000
KG	Kilogram
KGM	Kilogram
KHZ	Kilohertz
KM	1,000 Meters
KM2	1,000 Square Meters
KM3	1,000 Cubic Meters
KN	Kilo Newton
KPA	Kilopascal
KSB	1,000 Standard Brick
KW	Kilowatts
KWH	Kilowatt-hours
L	Liter
LB	Pound
LBC	Pound Including Container
LF	Leaf
LFT	Linear Foot
LIN	Linear
LNM	Linear Meters
LTR	Liters

Code	Unit of Measure
LYD	Linear Yard
M	Meters
M2	Square Meters
M3	Cubic Meters
MBE	Thousand Std Brick Equivalent
MBF	Thousand Board Feet
MBQ	Megabacquerel
MC	Millicurie
MCF	Thousand Cubic Feet
MET	Meters
MFT	Thousand Feet
MG	Milligram
ML	Milliliter
MLF	Thousand Linear Feet
MPA	Millipascal
MSF	Thousand Square Feet
MSI	Thousand Square Inches
MYD	Thousand Yards
NO	Number
OZ	Ounces
PAR	Pair
PC	Piece
PCS	Pieces
PFG	Proof Gallon
PFL	Proof Liter
PK	Pack (Cards)
PR	Pair
PRS	Pair or Pairs
PSI	Pounds Per Square Inch
QT	Quart
ROL	Roll
SBE	Standard Brick Equivalent
SFT	Square Foot

Code	Unit of Measure
SQ	Square(s)
SQI	Square Inch
STN	Short Ton
SYD	Square Yard
TOZ	Troy Ounce
X	Quantity Not Required
YD	Yard
YN	Yarn

Appendix H: Vague Commodity Descriptions

This table lists commodity descriptions considered vague by the U.S. Bureau of Customs and Border Protection (CBP).

Table 246. Vague Commodity Descriptions

Vague Commodity	Vague Commodity Description
"A/C Parts"	"A/C Parts" is an incomplete description and not accepted by Customs. An example of an acceptable description is "Brake Caliper for Aircraft." Clearance delays may result if the contents are not completely and accurately described.
"AC Parts"	"AC Parts" is an incomplete description and not accepted by Customs. An example of an acceptable description is "Brake Caliper for Aircraft." Clearance delays may result if the contents are not completely and accurately described.
"Accessories"	"Accessories" is an incomplete description and not accepted by Customs. Specify the description of the contents being shipped. Clearance delays may result if the contents are not completely and accurately described.
"Advertising Material"	"Advertising Material" is an incomplete description and not accepted by Customs. An example of an acceptable description is "Plastic Advertising Signs." Clearance delays may result if the contents are not completely and accurately described.
"Aircraft Parts"	"Aircraft Parts" is an incomplete description and not accepted by Customs. An example of an acceptable description is "Brake Caliper for Aircraft." Clearance delays may result if the contents are not completely and accurately described.
"Aircraft Spare Parts"	"Aircraft Spare Parts" is an incomplete description and not accepted by Customs. An example of an acceptable description is "Brake Caliper for Aircraft." Clearance delays may result if the contents are not completely and accurately described.
"Aircraft Spares"	"Aircraft Spares" is an incomplete description and not accepted by Customs. An example of an acceptable description is "Brake Caliper for Aircraft." Clearance delays may result if the contents are not completely and accurately described.

Vague Commodity	Vague Commodity Description
"Antibodies"	"Antibodies" is an incomplete description and not accepted by Customs. An example of an acceptable description is "Human Antibodies." Clearance delays may result if the contents are not completely and accurately described.
"Antibody"	"Antibody" is an incomplete description and not accepted by Customs. An example of an acceptable description is "Human Antibody." Clearance delays may result if the contents are not completely and accurately described.
"Apparel"	"Apparel" is an incomplete description and not accepted by Customs. An example of an acceptable description is "Men's T-shirt." Clearance delays may result if the contents are not completely and accurately described.
"Appliance"	"Appliance" is an incomplete description and not accepted by Customs. An example of an acceptable description is "Industrial Dishwasher." Clearance delays may result if the contents are not completely and accurately described.
"Appliances"	"Appliances" is an incomplete description and not accepted by Customs. An example of an acceptable description is "Industrial Dishwasher." Clearance delays may result if the contents are not completely and accurately described.
"Art"	"Art" is an incomplete description and not accepted by Customs. An example of an acceptable description is "Water Color Painting." Clearance delays may result if the contents are not completely and accurately described.
"As Per Attached INV"	"As Per Attached INV" is an incomplete description and not accepted by Customs. Specify the description of the contents being shipped. Clearance delays may result if the contents are not completely and accurately described.
"Assorted Merchandise"	"Assorted Merchandise" is an incomplete description and not accepted by Customs. Specify the description of the contents being shipped. Clearance delays may result if the contents are not completely and accurately described.
"Auto Part"	"Auto Parts" is an incomplete description and not accepted by Customs. An example of an acceptable description is "Used Auto Parts: Remanufactured Alternator." Clearance delays may result if the contents are not completely and accurately described.
"Auto Parts"	"Auto Parts" is an incomplete description and not accepted by Customs. An example of an acceptable description is "Used Auto Parts: Remanufactured Alternator." Clearance delays may result if the contents are not completely and accurately described.
"Automotive Parts"	"Automotive Parts" is an incomplete description and not accepted by Customs. An example of an acceptable description is "Used Auto Parts: Remanufactured Alternator." Clearance delays may result if the contents are not completely and accurately described.
"Autoparts"	"Autoparts" is an incomplete description and not accepted by Customs. An example of an acceptable description is "Used Auto Parts: Remanufactured Alternator." Clearance delays may result if the contents are not completely and accurately described.

Vague Commodity	Vague Commodity Description
"Bag"	"Bag" is an incomplete description and not accepted by Customs. Specify the description of the contents being shipped. Clearance delays may result if the contents are not completely and accurately described.
"Battery"	"Battery" is an incomplete description and not accepted by Customs. An example of an acceptable description is "Car Battery." Clearance delays may result if the contents are not completely and accurately described.
"Bearing"	"Bearing" is an incomplete description and not accepted by Customs. An example of an acceptable description is "Ball Bearing." Clearance delays may result if the contents are not completely and accurately described.
"Belts"	"Belts" is an incomplete description and not accepted by Customs. An example of an acceptable description is "Leather Belts." Clearance delays may result if the contents are not completely and accurately described.
"Box"	"Box" is an incomplete description and not accepted by Customs. Specify the description of the contents being shipped. Clearance delays may result if the contents are not completely and accurately described.
"Brake Parts"	"Brake Parts" is an incomplete description and not accepted by Customs. An example of an acceptable description is "Brake Caliper." Clearance delays may result if the contents are not completely and accurately described.
"Brake"	"Brake" is an incomplete description and not accepted by Customs. An example of an acceptable description is "Automobile Brake." Clearance delays may result if the contents are not completely and accurately described.
"Business Correspondence"	"Business Correspondence" is an incomplete description and not accepted by Customs. An example of an acceptable description is "Legal Contract." Clearance delays may result if the contents are not completely and accurately described.
"Cable"	"Cable" is an incomplete description and not accepted by Customs. An example of an acceptable description is "Copper Cable." Clearance delays may result if the contents are not completely and accurately described.
"Cap"	"Cap" is an incomplete description and not accepted by Customs. An example of an acceptable description is "Baseball Caps." Clearance delays may result if the contents are not completely and accurately described.
"Caps"	"Caps" is an incomplete description and not accepted by Customs. An example of an acceptable description is "Baseball Caps." Clearance delays may result if the contents are not completely and accurately described.
"Carton"	"Carton" is an incomplete description and not accepted by Customs. Specify the description of the contents being shipped. Clearance delays may result if the contents are not completely and accurately described.
"CD"	"CD" is an incomplete description and not accepted by Customs. An example of an acceptable description is "Jazz Music CD." Clearance delays may result if the contents are not completely and accurately described.

Vague Commodity	Vague Commodity Description
"CDs"	"CDs" is an incomplete description and not accepted by Customs. An example of an acceptable description is "Jazz Music CDs." Clearance delays may result if the contents are not completely and accurately described.
"Cell Line"	"Cell Line" is an incomplete description and not accepted by Customs. Specify the name of the material, reason for import and its origin: plant, animal, human. Clearance delays may result if the contents are not completely and accurately described.
"Cells"	"Cells" is an incomplete description and not accepted by Customs. Specify the name of the material, reason for import and its origin: plant, animal, human. Clearance delays may result if the contents are not completely and accurately described.
"Chemical"	"Chemical" is an incomplete description and not accepted by Customs. Please provide the actual chemical name and UN HAZMAT #. Clearance delays may result if the contents are not completely and accurately described.
"Chemicals"	"Chemicals" is an incomplete description and not accepted by Customs. Please provide the actual chemical name and UN HAZMAT #. Clearance delays may result if the contents are not completely and accurately described.
"Chip"	"Chip" is an incomplete description and not accepted by Customs. An example of an acceptable description is "Computer Integrated Circuit." Clearance delays may result if the contents are not completely and accurately described.
"Christmas Gifts"	"Christmas Gift" is an incomplete description and not accepted by Customs. Specify the description of the contents being shipped. Clearance delays may result if the contents are not completely and accurately described.
"CI Attached"	"CI Attached" is an incomplete description and not accepted by Customs. Specify the description of the contents being shipped. Clearance delays may result if the contents are not completely and accurately described.
"Civil Aircraft Parts"	"Civil Aircraft Parts" is an incomplete description and not accepted by Customs. An example of an acceptable description is "Brake Caliper for Aircraft." Clearance delays may result if the contents are not completely and accurately described.
"Civil Aircraft Spares"	"Civil Aircraft Spares" is an incomplete description and not accepted by Customs. An example of an acceptable description is "Brake Caliper for Aircraft." Clearance delays may result if the contents are not completely and accurately described.
"Clothes / Textiles"	"Clothes / Textiles" is an incomplete description and not accepted by Customs. An example of an acceptable description is "Men's T-shirts." Clearance delays may result if the contents are not completely and accurately described.
"Clothes"	"Clothes" is an incomplete description and not accepted by Customs. An example of an acceptable description is "Men's T-shirts." Clearance delays may result if the contents are not completely and accurately described.
"Clothing and Accessories"	"Clothing and Accessories" is an incomplete description and not accepted by Customs. An example of an acceptable description is "Men's T-shirts."

Vague Commodity	Vague Commodity Description
	Clearance delays may result if the contents are not completely and accurately described.
"Clothing"	"Clothing" is an incomplete description and not accepted by Customs. An example of an acceptable description is "Men's T-shirts." Clearance delays may result if the contents are not completely and accurately described.
"Comat"	"Comat" is an incomplete description and not accepted by Customs. An example of an acceptable description is "Office Correspondence." Clearance delays may result if the contents are not completely and accurately described.
"Commercial Invoice"	"Commercial Invoice" is an incomplete description and not accepted by Customs. Specify the description of the contents being shipped. Clearance delays may result if the contents are not completely and accurately described.
"Components"	"Components" is an incomplete description and not accepted by Customs. Specify the description of the contents being shipped. Clearance delays may result if the contents are not completely and accurately described.
"Computer Parts"	"Computer Parts" is an incomplete description and not accepted by Customs. An example of an acceptable description is "PC Cooling Motor for Motherboard." Clearance delays may result if the contents are not completely and accurately described.
"Computer Peripherals"	"Computer Peripherals" is an incomplete description and not accepted by Customs. An example of an acceptable description is "Computer CD Players." Clearance delays may result if the contents are not completely and accurately described.
"Connector"	"Connector" is an incomplete description and not accepted by Customs. Specify the description of the contents being shipped. Clearance delays may result if the contents are not completely and accurately described.
"Cosmetic Products"	"Cosmetic Products" is an incomplete description and not accepted by Customs. An example of an acceptable description is "Women's Fragrance." Clearance delays may result if the contents are not completely and accurately described.
"Cosmetics"	"Cosmetics" is an incomplete description and not accepted by Customs. An example of an acceptable description is "Women's Fragrance." Clearance delays may result if the contents are not completely and accurately described.
"Culture"	"Culture" is an incomplete description and not accepted by Customs. Specify the name of the material, reason for import and its origin: plant, animal, human. Clearance delays may result if the contents are not completely and accurately described.
"Dangerous Good"	"Dangerous Good" is an incomplete description and not accepted by Customs. Please provide the actual chemical or product name and the UN HAZMAT #. Clearance delays may result if the contents are not completely and accurately described.
"Dangerous Goods"	"Dangerous Goods" is an incomplete description and not accepted by Customs. Please provide the actual chemical or product name and the UN

Vague Commodity	Vague Commodity Description
	HAZMAT #. Clearance delays may result if the contents are not completely and accurately described.
"Data Processing Part"	"Data Processing Part" is an incomplete description and not accepted by Customs. An example of an acceptable description is "PC Cooling Motor for Motherboard." Clearance delays may result if the contents are not completely and accurately described.
"Data Processing Parts"	"Data Processing Parts" is an incomplete description and not accepted by Customs. An example of an acceptable description is "PC Cooling Motor for Motherboard." Clearance delays may result if the contents are not completely and accurately described.
"Defective Goods"	"Defective Goods" is an incomplete description and not accepted by Customs. Specify the description of the contents being shipped. Clearance delays may result if the contents are not completely and accurately described.
"DESC N"	"DESC N" is an incomplete description and not accepted by Customs. Specify the description of the contents being shipped. Clearance delays may result if the contents are not completely and accurately described.
"DESCRI"	"DESCRI" is an incomplete description and not accepted by Customs. Specify the description of the contents being shipped. Clearance delays may result if the contents are not completely and accurately described.
"DG"	"DG" is an incomplete description and not accepted by Customs. Please provide the actual chemical or product name and the UN HAZMAT #. Clearance delays may result if the contents are not completely and accurately described.
"DGs"	"DGs" is an incomplete description and not accepted by Customs. Please provide the actual chemical or product name and the UN HAZMAT #. Clearance delays may result if the contents are not completely and accurately described.
"Disk"	"Disk" is an incomplete description and not accepted by Customs. An example of an acceptable description is "Business Correspondence on a Floppy Disk." Clearance delays may result if the contents are not completely and accurately described.
"Disks"	"Disks" is an incomplete description and not accepted by Customs. An example of an acceptable description is "Business Correspondence on Floppy Disks." Clearance delays may result if the contents are not completely and accurately described.
"Display"	"Display" is an incomplete description and not accepted by Customs. An example of an acceptable description is "Liquid Crystal Display (LCD) - Desktop Projector." Clearance delays may result if the contents are not completely and accurately described.
"DNA"	"DNA" is an incomplete description and not accepted by Customs. Specify the name of the material, reason for import and its origin: plant, animal, human. Clearance delays may result if the contents are not completely and accurately described.

Vague Commodity	Vague Commodity Description
"Doc"	"Doc" is an incomplete description and not accepted by Customs. An example of an acceptable description is "Office Correspondence." Clearance delays may result if the contents are not completely and accurately described.
"Document"	"Document" is an incomplete description and not accepted by Customs. An example of an acceptable description is "Birth Certificate." Clearance delays may result if the contents are not completely and accurately described.
"Documentation"	"Documentation" is an incomplete description and not accepted by Customs. An example of an acceptable description is "Office Correspondence." Clearance delays may result if the contents are not completely and accurately described.
"Documents"	"Documents" is an incomplete description and not accepted by Customs. An example of an acceptable description is "Birth Certificate." Clearance delays may result if the contents are not completely and accurately described.
"Drug"	"Drug" is an incomplete description and not accepted by Customs. Specify the name of the medication or product being shipped and its intended use. Clearance delays may result if the contents are not completely and accurately described.
"Drugs"	"Drugs" is an incomplete description and not accepted by Customs. Specify the name of the medication or product being shipped and its intended use. Clearance delays may result if the contents are not completely and accurately described.
"Dry Ice"	"Dry Ice" is an incomplete description and not accepted by Customs. An example of an acceptable description is "Pork Ribs in Dry Ice." Clearance delays may result if the contents are not completely and accurately described.
"DVD"	"DVD" is an incomplete description and not accepted by Customs. An example of an acceptable description is "DVD Player." Clearance delays may result if the contents are not completely and accurately described.
"DVDs"	"DVDs" is an incomplete description and not accepted by Customs. An example of an acceptable description is "DVD Movies." Clearance delays may result if the contents are not completely and accurately described.
"Electrical Parts"	"Electrical Parts" is an incomplete description and not accepted by Customs. An example of an acceptable description is "Transistor." Clearance delays may result if the contents are not completely and accurately described.
"Electronic Component"	"Electronic Component" is an incomplete description and not accepted by Customs. An example of an acceptable description is "Transistor." Clearance delays may result if the contents are not completely and accurately described.
"Electronic Components"	"Electronic Components" is an incomplete description and not accepted by Customs. An example of an acceptable description is "Capacitor." Clearance delays may result if the contents are not completely and accurately described.
"Electronic Equipment"	"Electronic Equipment" is an incomplete description and not accepted by Customs. An example of an acceptable description is "DVD Player." Clearance delays may result if the contents are not completely and accurately described.

Vague Commodity	Vague Commodity Description
"Electronic Good"	"Electronic Good" is an incomplete description and not accepted by Customs. An example of an acceptable description is "DVD Players." Clearance delays may result if the contents are not completely and accurately described.
"Electronic Goods"	"Electronic Goods" is an incomplete description and not accepted by Customs. An example of an acceptable description is "DVD Players." Clearance delays may result if the contents are not completely and accurately described.
"Electronic Part"	"Electronic Part" is an incomplete description and not accepted by Customs. An example of an acceptable description is "Transistor." Clearance delays may result if the contents are not completely and accurately described.
"Electronic Parts"	"Electronic Parts" is an incomplete description and not accepted by Customs. An example of an acceptable description is "Transistors." Clearance delays may result if the contents are not completely and accurately described.
"Electronic"	"Electronic" is an incomplete description and not accepted by Customs. An example of an acceptable description is "DVD Player." Clearance delays may result if the contents are not completely and accurately described.
"Electronics"	"Electronics" is an incomplete description and not accepted by Customs. An example of an acceptable description is "DVD Player." Clearance delays may result if the contents are not completely and accurately described.
"Equipment"	"Equipment" is an incomplete description and not accepted by Customs. Specific Description of the Type of equipment and its intended use is required. Clearance delays may result if the contents are not completely and accurately described.
"Fabric Samples"	"Fabric Samples" is an incomplete description and not accepted by Customs. An example of an acceptable description is "Women's Fabric for Clothing - 100% Cotton." Clearance delays may result if the contents are not completely and accurately described.
"Fabric"	"Fabric" is an incomplete description and not accepted by Customs. An example of an acceptable description is "Women's Fabric for Clothing - 100% Cotton." Clearance delays may result if the contents are not completely and accurately described.
"Fabrics"	"Fabrics" is an incomplete description and not accepted by Customs. An example of an acceptable description is "Women's Fabric for Clothing - 100% Cotton." Clearance delays may result if the contents are not completely and accurately described.
"FAC "	"FAC " is an incomplete description and not accepted by Customs. Specify the description of the contents being shipped. Clearance delays may result if the contents are not completely and accurately described.
"FAK "	"FAK " is an incomplete description and not accepted by Customs. Specify the description of the contents being shipped. Clearance delays may result if the contents are not completely and accurately described.

Vague Commodity	Vague Commodity Description
"Flooring"	"Flooring" is an incomplete description and not accepted by Customs. An example of an acceptable description is "Ceramic Tiles." Clearance delays may result if the contents are not completely and accurately described.
"Food Items"	"Food Items" is an incomplete description and not accepted by Customs. An example of an acceptable description is "Canned Pasta." Clearance delays may result if the contents are not completely and accurately described.
"Food"	"Food" is an incomplete description and not accepted by Customs. An example of an acceptable description is "Homemade Cookies." Clearance delays may result if the contents are not completely and accurately described.
"Foodstuff"	"Foodstuff" is an incomplete description and not accepted by Customs. An example of an acceptable description is "Chocolate Bars." Clearance delays may result if the contents are not completely and accurately described.
"Foodstuffs"	"Foodstuffs" is an incomplete description and not accepted by Customs. An example of an acceptable description is "Chocolate Bars." Clearance delays may result if the contents are not completely and accurately described.
"Freight Of All Kinds"	"Freight Of All Kinds" is an incomplete description and not accepted by Customs. Specify the description of the contents being shipped. Clearance delays may result if the contents are not completely and accurately described.
"General Cargo"	"General Cargo" is an incomplete description and not accepted by Customs. Specify the description of the contents being shipped. Clearance delays may result if the contents are not completely and accurately described.
"Gift"	"Gift" is an incomplete description and not accepted by Customs. An example of an acceptable description is "Book sent as a Christmas Gift." Clearance delays may result if the contents are not completely and accurately described.
"Gifts"	"Gifts" is an incomplete description and not accepted by Customs. An example of an acceptable description is "Books sent as a Christmas Gift." Clearance delays may result if the contents are not completely and accurately described.
"Goods"	"Goods" is an incomplete description and not accepted by Customs. An example of an acceptable description is "Personal Effects." Clearance delays may result if the contents are not completely and accurately described.
"Hardware"	"Hardware" is an incomplete description and not accepted by Customs. An example of an acceptable description is "CD Player." Clearance delays may result if the contents are not completely and accurately described.
"Haz Mat"	"Haz Mat" is an incomplete description and not accepted by Customs. Please provide the actual chemical or product name and the UN HAZMAT #. Clearance delays may result if the contents are not completely and accurately described.
"Haz Material"	"Haz Material" is an incomplete description and not accepted by Customs. Please provide the actual chemical or product name and the UN HAZMAT #. Clearance delays may result if the contents are not completely and accurately described.

Vague Commodity	Vague Commodity Description
"Haz Materials"	"Haz Materials" is an incomplete description and not accepted by Customs. Please provide the actual chemical or product name and the UN HAZMAT #. Clearance delays may result if the contents are not completely and accurately described.
"Hazardous Chemical"	"Hazardous Chemical" Materials is an incomplete description and not accepted by Customs. Please provide the actual chemical or product name and the UN HAZMAT #. Clearance delays may result if the contents are not completely and accurately described.
"Hazardous Chemicals"	"Hazardous Chemicals" Materials is an incomplete description and not accepted by Customs. Please provide the actual chemical or product name and the UN HAZMAT #. Clearance delays may result if the contents are not completely and accurately described.
"Hazardous Good"	"Hazardous Good" is an incomplete description and not accepted by Customs. Please provide the actual chemical or product name and the UN HAZMAT #. Clearance delays may result if the contents are not completely and accurately described.
"Hazardous Goods"	"Hazardous Goods" is an incomplete description and not accepted by Customs. Please provide the actual chemical or product name and the UN HAZMAT #. Clearance delays may result if the contents are not completely and accurately described.
"Hazardous Material"	"Hazardous Material" is an incomplete description and not accepted by Customs. Please provide the actual chemical or product name and the UN HAZMAT #. Clearance delays may result if the contents are not completely and accurately described.
"Hazardous Materials"	"Hazardous Materials" is an incomplete description and not accepted by Customs. Please provide the actual chemical or product name and the UN HAZMAT #. Clearance delays may result if the contents are not completely and accurately described.
"HazMat"	"HazMat" is an incomplete description and not accepted by Customs. Please provide the actual chemical or product name and the UN HAZMAT #. Clearance delays may result if the contents are not completely and accurately described.
"Household Goods"	"Household Goods" is an incomplete description and not accepted by Customs. Specify the description of the contents being shipped. Clearance delays may result if the contents are not completely and accurately described.
"HS #"	"HS #" is an incomplete description and not accepted by Customs. Please provide the full digit Harmonized Code if available and the description of the product. Clearance delays may result if the contents are not completely and accurately described.
"HS NON"	"HS NON" is an incomplete description and not accepted by Customs. Please provide the full digit Harmonized Code if available and the description of the product. Clearance delays may result if the contents are not completely and accurately described.

Vague Commodity	Vague Commodity Description
"HS#"	"HS#" is an incomplete description and not accepted by Customs. Please provide the full digit Harmonized Code if available and the description of the product. Clearance delays may result if the contents are not completely and accurately described.
"I C"	"I C" is an incomplete description and not accepted by Customs. An example of an acceptable description is "Integrated Circuits - EEPROM." Clearance delays may result if the contents are not completely and accurately described.
"IC"	"IC" is an incomplete description and not accepted by Customs. An example of an acceptable description is "Integrated Circuits - EEPROM." Clearance delays may result if the contents are not completely and accurately described.
"ILLEDG"	"ILLEDG" is an incomplete description and not accepted by Customs. Specify the description of the contents being shipped. Clearance delays may result if the contents are not completely and accurately described.
"Illegible"	"Illegible" is an incomplete description and not accepted by Customs. Specify the description of the contents being shipped. Clearance delays may result if the contents are not completely and accurately described.
"Implants"	"Implants" is an incomplete description and not accepted by Customs. An example of an acceptable description is "Dental Implants." Clearance delays may result if the contents are not completely and accurately described.
"Industrial Goods"	"Industrial Goods" is an incomplete description and not accepted by Customs. Specify the description of the contents being shipped. Clearance delays may result if the contents are not completely and accurately described.
"Integrated Circuit"	"Integrated Circuit" is an incomplete description and not accepted by Customs. An example of an acceptable description is "Integrated Circuit - EEPROM." Clearance delays may result if the contents are not completely and accurately described.
"Integrated Circuits"	"Integrated Circuits" is an incomplete description and not accepted by Customs. An example of an acceptable description is "Integrated Circuits - EEPROM." Clearance delays may result if the contents are not completely and accurately described.
"Iron"	"Iron" is an incomplete description and not accepted by Customs. An example of an acceptable description is "Steam Iron." Clearance delays may result if the contents are not completely and accurately described.
"Items"	"Items" is an incomplete description and not accepted by Customs. Specify the description of the contents being shipped. Clearance delays may result if the contents are not completely and accurately described.
"Jeans"	"Jeans" is an incomplete description and not accepted by Customs. An example of an acceptable description is "Ladies Denim Jeans." Clearance delays may result if the contents are not completely and accurately described.
"Jewelry"	"Jewelry" is an incomplete description and not accepted by Customs. An example of an acceptable description is "18 Carat Gold Necklace." Clearance delays may result if the contents are not completely and accurately described.

Vague Commodity	Vague Commodity Description
"Laboratory Reagents"	"Laboratory Reagents" is an incomplete description and not accepted by Customs. Please provide the actual chemical or product name and the UN HAZMAT #. Clearance delays may result if the contents are not completely and accurately described.
"Ladies Apparel"	"Ladies Apparel" is an incomplete description and not accepted by Customs. An example of an acceptable description is "Women's leather shoes." Clearance delays may result if the contents are not completely and accurately described.
"Leather Article"	"Leather Article" is an incomplete description and not accepted by Customs. An example of an acceptable description is "Leather Purse." Clearance delays may result if the contents are not completely and accurately described.
"Leather Articles"	"Leather Articles" is an incomplete description and not accepted by Customs. An example of an acceptable description is "Leather Purse." Clearance delays may result if the contents are not completely and accurately described.
"Leather"	"Leather" is an incomplete description and not accepted by Customs. An example of an acceptable description is "Leather Belts." Clearance delays may result if the contents are not completely and accurately described.
"Letter"	"Letter" is an incomplete description and not accepted by Customs. An example of an acceptable description is "Personal Correspondence." Clearance delays may result if the contents are not completely and accurately described.
"Liquid"	"Liquid" is an incomplete description and not accepted by Customs. Please provide the actual chemical or product name and the UN HAZMAT #. Clearance delays may result if the contents are not completely and accurately described.
"Luggage"	"Luggage" is an incomplete description and not accepted by Customs. Specify the description of the contents being shipped. Clearance delays may result if the contents are not completely and accurately described.
"Machine Part"	"Machine Part" is an incomplete description and not accepted by Customs. An example of an acceptable description is "Remanufactured Alternator for a Farm Tractor." Clearance delays may result if the contents are not completely and accurately described.
"Machine Parts"	"Machine Parts" is an incomplete description and not accepted by Customs. An example of an acceptable description is "Remanufactured Alternator for a Farm Tractor." Clearance delays may result if the contents are not completely and accurately described.
"Machinery"	"Machinery" is an incomplete description and not accepted by Customs. An example of an acceptable description is "Wood Cutting Machine." Clearance delays may result if the contents are not completely and accurately described.
"Machines"	"Machines" is an incomplete description and not accepted by Customs. An example of an acceptable description is "Wood Cutting Machine." Clearance delays may result if the contents are not completely and accurately described.

Vague Commodity	Vague Commodity Description
"Medical Equipment"	"Medical Equipment" is an incomplete description and not accepted by Customs. An example of an acceptable description is "Defibrillator." Clearance delays may result if the contents are not completely and accurately described.
"Medical Parts"	"Medical Parts" is an incomplete description and not accepted by Customs. An example of an acceptable description is "Electric Wire for Medical Equipment." Clearance delays may result if the contents are not completely and accurately described.
"Medical Spare Parts"	"Medical Spare Parts" is an incomplete description and not accepted by Customs. An example of an acceptable description is "Electric Wire for Medical Equipment." Clearance delays may result if the contents are not completely and accurately described.
"Medical Supplies"	"Medical Supplies" is an incomplete description and not accepted by Customs. Please provide the specific name of the medication or product being shipped and its intended use. Clearance delays may result if the contents are not completely and accurately described.
"Medicaments"	"Medicaments" is an incomplete description and not accepted by Customs. Please provide the specific name of the medication or product being shipped and its intended use. Clearance delays may result if the contents are not completely and accurately described.
"Medication"	"Medication" is an incomplete description and not accepted by Customs. Please provide the specific name of the medication or product being shipped and its intended use. Clearance delays may result if the contents are not completely and accurately described.
"Medications"	"Medications" is an incomplete description and not accepted by Customs. Please provide the specific name of the medication or product being shipped and its intended use. Clearance delays may result if the contents are not completely and accurately described.
"Medicine"	"Medicine" is an incomplete description and not accepted by Customs. Please provide the specific name of the medication or product being shipped and its intended use. Clearance delays may result if the contents are not completely and accurately described.
"Medicines"	"Medicines" is an incomplete description and not accepted by Customs. Please provide the specific name of the medication or product being shipped and its intended use. Clearance delays may result if the contents are not completely and accurately described.
"Meds"	"Meds" is an incomplete description and not accepted by Customs. Please provide the specific name of the medication or product being shipped and its intended use. Clearance delays may result if the contents are not completely and accurately described.
"Men's Apparel"	"Men's Apparel" is an incomplete description and not accepted by Customs. An example of an acceptable description is "Men's Summer T-Shirt." Clearance delays may result if the contents are not completely and accurately described.

Vague Commodity	Vague Commodity Description
"Metal Work"	"Metal Work" is an incomplete description and not accepted by Customs. An example of an acceptable description is "Copper Pipe." Clearance delays may result if the contents are not completely and accurately described.
"Miscellaneous Items"	"Miscellaneous Items" is an incomplete description and not accepted by Customs. Specify the description of the contents being shipped. Clearance delays may result if the contents are not completely and accurately described.
"NAFTA"	"NAFTA" is an incomplete description and not accepted by Customs. Specify the description of the contents being shipped. Clearance delays may result if the contents are not completely and accurately described.
"New Goods"	"New Goods" is an incomplete description and not accepted by Customs. Specify the description of the contents being shipped. Clearance delays may result if the contents are not completely and accurately described.
"No CI"	"No CI" is an incomplete description and not accepted by Customs. Specify the description of the contents being shipped. Clearance delays may result if the contents are not completely and accurately described.
"NO COM"	"NO COM" is an incomplete description and not accepted by Customs. Specify the description of the contents being shipped. Clearance delays may result if the contents are not completely and accurately described.
"NO DES"	"NO DES" is an incomplete description and not accepted by Customs. Specify the description of the contents being shipped. Clearance delays may result if the contents are not completely and accurately described.
"NON G"	"NON G" is an incomplete description and not accepted by Customs. Specify the description of the contents being shipped. Clearance delays may result if the contents are not completely and accurately described.
"Non-Hazardous"	"Non-Hazardous" is an incomplete description and not accepted by Customs. Please provide the proper name of the goods, if chemical, proper name and the UN #. Clearance delays may result if the contents are not completely and accurately described.
"NOT GI"	"NOT GI" is an incomplete description and not accepted by Customs. Specify the description of the contents being shipped. Clearance delays may result if the contents are not completely and accurately described.
"Packaging Supplies"	"Packaging Supplies" is an incomplete description and not accepted by Customs. An example of an acceptable description is "Bubble Plastic Wrap." Clearance delays may result if the contents are not completely and accurately described.
"Pants"	"Pants" is an incomplete description and not accepted by Customs. An example of an acceptable description is "Boy's Cotton Twill Pants." Clearance delays may result if the contents are not completely and accurately described.
"Paper"	"Paper" is an incomplete description and not accepted by Customs. An example of an acceptable description is "Legal Contract." Clearance delays may result if the contents are not completely and accurately described.

Vague Commodity	Vague Commodity Description
"Paperwork"	"Paperwork" is an incomplete description and not accepted by Customs. An example of an acceptable description is "Legal Contract." Clearance delays may result if the contents are not completely and accurately described.
"Part"	"Part" is an incomplete description and not accepted by Customs. An example of an acceptable description is "Brake Caliper for Aircraft." Clearance delays may result if the contents are not completely and accurately described.
"Parts Of"	"Parts Of" is an incomplete description and not accepted by Customs. An example of an acceptable description is "Brake Calipers for Aircraft." Clearance delays may result if the contents are not completely and accurately described.
"Parts"	"Parts" is an incomplete description and not accepted by Customs. An example of an acceptable description is "Brake Calipers for Aircraft." Clearance delays may result if the contents are not completely and accurately described.
"PC Hardware"	"PC Hardware" is an incomplete description and not accepted by Customs. An example of an acceptable description is "Computer CD Player." Clearance delays may result if the contents are not completely and accurately described.
"PCB"	"PCB" is an incomplete description and not accepted by Customs. An example of an acceptable description is "Printed Circuit Board with Components for Television Set." Clearance delays may result if the contents are not completely and accurately described.
"PCBA"	"PCBA" is an incomplete description and not accepted by Customs. An example of an acceptable description is "Printed Circuit Board Assembly for Computer." Clearance delays may result if the contents are not completely and accurately described.
"Peripheral"	"Peripheral" is an incomplete description and not accepted by Customs. An example of an acceptable description is "Computer Printer." Clearance delays may result if the contents are not completely and accurately described.
"Personal Effects"	"Personal Effects" is an incomplete description and not accepted by Customs. Specify the description of the contents being shipped. Clearance delays may result if the contents are not completely and accurately described.
"Personal Item"	"Personal Item" is an incomplete description and not accepted by Customs. Specify the description of the contents being shipped. Clearance delays may result if the contents are not completely and accurately described.
"Personal Items"	"Personal Items" is an incomplete description and not accepted by Customs. Specify the description of the contents being shipped. Clearance delays may result if the contents are not completely and accurately described.
"Pharmaceuticals"	"Pharmaceuticals" is an incomplete description and not accepted by Customs. Please provide the specific name of the medication or product being shipped and its intended use. Clearance delays may result if the contents are not completely and accurately described.
"PIB"	"PIB" is an incomplete description and not accepted by Customs. Specify the description of the contents being shipped. Clearance delays may result if the contents are not completely and accurately described.

Vague Commodity	Vague Commodity Description
"PIBs"	"PIBs" is an incomplete description and not accepted by Customs. Specify the description of the contents being shipped. Clearance delays may result if the contents are not completely and accurately described.
"Pipe"	"Pipe" is an incomplete description and not accepted by Customs. An example of an acceptable description is "Steel Pipe." Clearance delays may result if the contents are not completely and accurately described.
"Pipes"	"Pipes" is an incomplete description and not accepted by Customs. An example of an acceptable description is "Steel Pipes." Clearance delays may result if the contents are not completely and accurately described.
"Plastic Good"	"Plastic Good" is an incomplete description and not accepted by Customs. An example of an acceptable description is "Plastic Knife." Clearance delays may result if the contents are not completely and accurately described.
"Plastic Goods"	"Plastic Goods" is an incomplete description and not accepted by Customs. An example of an acceptable description is "Plastic Knives." Clearance delays may result if the contents are not completely and accurately described.
"Plastic Parts"	"Plastic Parts" is an incomplete description and not accepted by Customs. An example of an acceptable description is "Plastic Knives." Clearance delays may result if the contents are not completely and accurately described.
"Plastic"	"Plastic" is an incomplete description and not accepted by Customs. An example of an acceptable description is "Women's Plastic Shoes." Clearance delays may result if the contents are not completely and accurately described.
"Polyurethane"	"Polyurethane" is an incomplete description and not accepted by Customs. An example of an acceptable description is "Polyurethane Medical Gloves." Clearance delays may result if the contents are not completely and accurately described.
"Power Supply"	"Power Supply" is an incomplete description and not accepted by Customs. An example of an acceptable description is "Power Supply Module for ADP Machines." Clearance delays may result if the contents are not completely and accurately described.
"Precious Metal"	"Precious Metal" is an incomplete description and not accepted by Customs. An example of an acceptable description is "18 Carat Gold Necklace." Clearance delays may result if the contents are not completely and accurately described.
"Printed Circuit Board"	"Printed Circuit Board" is an incomplete description and not accepted by Customs. An example of an acceptable description is "Printed Circuit Board with Components for Television Set." Clearance delays may result if the contents are not completely and accurately described.
"Printed Material"	"Printed Material" is an incomplete description and not accepted by Customs. An example of an acceptable description is "TV Owner's Manual." Clearance delays may result if the contents are not completely and accurately described.

Vague Commodity	Vague Commodity Description
"Printed Materials"	"Printed Materials" is an incomplete description and not accepted by Customs. An example of an acceptable description is "TV Owner's Manuals." Clearance delays may result if the contents are not completely and accurately described.
"Printed Matter"	"Printed Matter" is an incomplete description and not accepted by Customs. An example of an acceptable description is "TV Owner's Manual" Clearance delays may result if the contents are not completely and accurately described.
"Printed Matters"	"Printed Matters" is an incomplete description and not accepted by Customs. An example of an acceptable description is "TV Owner's Manuals" Clearance delays may result if the contents are not completely and accurately described.
"Promo Item"	"Promo Item" is an incomplete description and not accepted by Customs. An example of an acceptable description is "Promotional Inflatable Balloons not for resale." Clearance delays may result if the contents are not completely and accurately described.
"Promo Items"	"Promo Items" is an incomplete description and not accepted by Customs. An example of an acceptable description is "Promotional Inflatable Balloons not for resale." Clearance delays may result if the contents are not completely and accurately described.
"Promo Material"	"Promo Material" is an incomplete description and not accepted by Customs. An example of an acceptable description is "Promotional Inflatable Balloons not for resale." Clearance delays may result if the contents are not completely and accurately described.
"Promo Materials"	"Promo Materials" is an incomplete description and not accepted by Customs. An example of an acceptable description is "Promotional Inflatable Balloons not for resale." Clearance delays may result if the contents are not completely and accurately described.
"Promotional Item"	"Promotional Item" is an incomplete description and not accepted by Customs. An example of an acceptable description is "Promotional Inflatable Balloons not for resale." Clearance delays may result if the contents are not completely and accurately described.
"Promotional Items"	"Promotional Items" is an incomplete description and not accepted by Customs. An example of an acceptable description is "Promotional Inflatable Balloons not for resale." Clearance delays may result if the contents are not completely and accurately described.
"Promotional Material"	"Promotional Material" is an incomplete description and not accepted by Customs. An example of an acceptable description is "Promotional Inflatable Balloons not for resale." Clearance delays may result if the contents are not completely and accurately described.
"Promotional Materials"	"Promotional Materials" is an incomplete description and not accepted by Customs. An example of an acceptable description is "Promotional Inflatable Balloons not for resale." Clearance delays may result if the contents are not completely and accurately described.
"Promotional"	"Promotional" is an incomplete description and not accepted by Customs. An example of an acceptable description is "Promotional Inflatable Balloons not

Vague Commodity	Vague Commodity Description
	for resale." Clearance delays may result if the contents are not completely and accurately described.
"Receivers"	"Receivers" is an incomplete description and not accepted by Customs. An example of an acceptable description is "Stereo Receiver." Clearance delays may result if the contents are not completely and accurately described.
"Records"	"Records" is an incomplete description and not accepted by Customs. An example of an acceptable description is "Office Correspondence." Clearance delays may result if the contents are not completely and accurately described.
"Report"	"Report" is an incomplete description and not accepted by Customs. An example of an acceptable description is "Business Correspondence - Annual Report." Clearance delays may result if the contents are not completely and accurately described.
"Rod"	"Rod" is an incomplete description and not accepted by Customs. An example of an acceptable description is "Fishing Rod." Clearance delays may result if the contents are not completely and accurately described.
"Rods"	"Rods" is an incomplete description and not accepted by Customs. An example of an acceptable description is "Aluminum Rods." Clearance delays may result if the contents are not completely and accurately described.
"Rubber Articles"	"Rubber Articles" is an incomplete description and not accepted by Customs. An example of an acceptable description is "Rubber Hoses." Clearance delays may result if the contents are not completely and accurately described.
"Rubber"	"Rubber" is an incomplete description and not accepted by Customs. An example of an acceptable description is "Rubber Tires." Clearance delays may result if the contents are not completely and accurately described.
"Said To Contain"	"Said To Contain" is an incomplete description and not accepted by Customs. Specify the description of the contents being shipped. Clearance delays may result if the contents are not completely and accurately described.
"Sample"	"Sample" is an incomplete description and not accepted by Customs. An example of an acceptable description is "Plastic Bags - SAMPLE." Clearance delays may result if the contents are not completely and accurately described.
"Samples"	"Samples" is an incomplete description and not accepted by Customs. An example of an acceptable description is "Plastic Bags - SAMPLE." Clearance delays may result if the contents are not completely and accurately described.
"Scrap"	"Scrap" is an incomplete description and not accepted by Customs. An example of an acceptable description is "Steel Scrap Billets." Clearance delays may result if the contents are not completely and accurately described.
"See Attached"	"See Attached" is an incomplete description and not accepted by Customs. Specify the description of the contents being shipped. Clearance delays may result if the contents are not completely and accurately described.
"SEE CO"	"SEE CO" is an incomplete description and not accepted by Customs. Specify the description of the contents being shipped. Clearance delays may result if the contents are not completely and accurately described.

Vague Commodity	Vague Commodity Description
"SEE IN"	"SEE IN" is an incomplete description and not accepted by Customs. Specify the description of the contents being shipped. Clearance delays may result if the contents are not completely and accurately described.
"See Invoice"	"See Invoice" is an incomplete description and not accepted by Customs. Specify the description of the contents being shipped. Clearance delays may result if the contents are not completely and accurately described.
"Shirt"	"Shirt" is an incomplete description and not accepted by Customs. An example of an acceptable description is "Men's 100% Cotton Long Sleeve Shirt." Clearance delays may result if the contents are not completely and accurately described.
"Software"	"Software" is an incomplete description and not accepted by Customs. An example of an acceptable description is "Software Game on CD-ROM - "Halo 2"." Clearance delays may result if the contents are not completely and accurately described.
"Spare Parts for Machine"	"Spare Parts for Machine" is an incomplete description and not accepted by Customs. An example of an acceptable description is "Alternator - New." Clearance delays may result if the contents are not completely and accurately described.
"Spare Parts"	"Spare Parts" is an incomplete description and not accepted by Customs. An example of an acceptable description is "Alternator - Used." Clearance delays may result if the contents are not completely and accurately described.
"Spares"	"Spares" is an incomplete description and not accepted by Customs. An example of an acceptable description is "Alternator - New." Clearance delays may result if the contents are not completely and accurately described.
"Sportswear"	"Sportswear" is an incomplete description and not accepted by Customs. An example of an acceptable description is "100% Cotton Men's Running Shorts." Clearance delays may result if the contents are not completely and accurately described.
"STC "	"STC" is an incomplete description and not accepted by Customs. Specify the description of the contents being shipped. Clearance delays may result if the contents are not completely and accurately described.
"Steel"	"Steel" is an incomplete description and not accepted by Customs. An example of an acceptable description is "Stainless Steel Pots." Clearance delays may result if the contents are not completely and accurately described.
"Surgical Instruments"	"Surgical Equipment" is an incomplete description and not accepted by Customs. An example of an acceptable description is "Scalpels." Clearance delays may result if the contents are not completely and accurately described.
"Swatches"	"Swatches" is an incomplete description and not accepted by Customs. An example of an acceptable description is "100% Cotton Fabric Sample Swatches." Clearance delays may result if the contents are not completely and accurately described.

Vague Commodity	Vague Commodity Description
"Tape"	"Tape" is an incomplete description and not accepted by Customs. An example of an acceptable description is "Jazz Music Video Tape." Clearance delays may result if the contents are not completely and accurately described.
"Tapes"	"Tapes" is an incomplete description and not accepted by Customs. An example of an acceptable description is "Jazz Music Video Tapes." Clearance delays may result if the contents are not completely and accurately described.
"Textile Samples"	"Textile Samples" is an incomplete description and not accepted by Customs. An example of an acceptable description is "Men's Shirt 100% Cotton - SAMPLE." Clearance delays may result if the contents are not completely and accurately described.
"Textile"	"Textile" is an incomplete description and not accepted by Customs. An example of an acceptable description is "Women's Dress - 100% Cotton - SAMPLE." Clearance delays may result if the contents are not completely and accurately described.
"Textiles Samples"	"Textiles Samples" is an incomplete description and not accepted by Customs. An example of an acceptable description is "Men's Shirt 100% Cotton - SAMPLE." Clearance delays may result if the contents are not completely and accurately described.
"Textiles"	"Textiles" is an incomplete description and not accepted by Customs. An example of an acceptable description is "Men's Shirt 100% Cotton - SAMPLE." Clearance delays may result if the contents are not completely and accurately described.
"Tile"	"Tile" is an incomplete description and not accepted by Customs. An example of an acceptable description is "Ceramic Tiles." Clearance delays may result if the contents are not completely and accurately described.
"Tiles"	"Tiles" is an incomplete description and not accepted by Customs. An example of an acceptable description is "Ceramic Tiles." Clearance delays may result if the contents are not completely and accurately described.
"Tools"	"Tools" is an incomplete description and not accepted by Customs. An example of an acceptable description is "Power Drill." Clearance delays may result if the contents are not completely and accurately described.
"Toy"	"Toy" is an incomplete description and not accepted by Customs. An example of an acceptable description is "Plastic Doll House." Clearance delays may result if the contents are not completely and accurately described.
"Training Material"	"Training Material" is an incomplete description and not accepted by Customs. An example of an acceptable description is "Training Material for Basketball." Clearance delays may result if the contents are not completely and accurately described.
"Training Materials"	"Training Materials" is an incomplete description and not accepted by Customs. An example of an acceptable description is "Training Materials for Basketball." Clearance delays may result if the contents are not completely and accurately described.

Vague Commodity	Vague Commodity Description
"Tubes"	"Tubes" is an incomplete description and not accepted by Customs. An example of an acceptable description is "Glass Tubes." Clearance delays may result if the contents are not completely and accurately described.
"Unlist"	"Unlist" is an incomplete description and not accepted by Customs. Specify the description of the contents being shipped. Clearance delays may result if the contents are not completely and accurately described.
"Used Goods"	"Used Goods" is an incomplete description and not accepted by Customs. Specify the description of the contents being shipped. Clearance delays may result if the contents are not completely and accurately described.
"Various Goods"	"Various Goods" is an incomplete description and not accepted by Customs. Specify the description of the contents being shipped. Clearance delays may result if the contents are not completely and accurately described.
"Video Tape"	"Video Tape" is an incomplete description and not accepted by Customs. An example of an acceptable description is "Jazz Music Video Tape." Clearance delays may result if the contents are not completely and accurately described.
"Video Tapes"	"Video Tapes" is an incomplete description and not accepted by Customs. An example of an acceptable description is "Jazz Music Video Tapes." Clearance delays may result if the contents are not completely and accurately described.
"Video"	"Video" is an incomplete description and not accepted by Customs. An example of an acceptable description is "Jazz Music Video Tapes." Clearance delays may result if the contents are not completely and accurately described.
"Videotape"	"Videotape" is an incomplete description and not accepted by Customs. An example of an acceptable description is "Jazz Music Video Tape." Clearance delays may result if the contents are not completely and accurately described.
"Videotapes"	"Videotapes" is an incomplete description and not accepted by Customs. An example of an acceptable description is "Jazz Music Video Tapes." Clearance delays may result if the contents are not completely and accurately described.
"VISA MDR Table"	"VISA MDR Table" is an incomplete description and not accepted by Customs. Specify the description of the contents being shipped. Clearance delays may result if the contents are not completely and accurately described.
"Wafer"	"Wafer" is an incomplete description and not accepted by Customs. An example of an acceptable description is "semiconductor wafers." Clearance delays may result if the contents are not completely and accurately described.
"Waste"	"Waste" is an incomplete description and not accepted by Customs. An example of an acceptable description is "Oil Waste for Testing." Clearance delays may result if the contents are not completely and accurately described.
"Wearing Apparel"	"Wearing Apparel" is an incomplete description and not accepted by Customs. An example of an acceptable description is "Women's Leather Sandals." Clearance delays may result if the contents are not completely and accurately described.

Vague Commodity	Vague Commodity Description
"Wire"	"Wire" is an incomplete description and not accepted by Customs. An example of an acceptable description is "Insulated Copper Wire." Clearance delays may result if the contents are not completely and accurately described.
"Wires"	"Wires" is an incomplete description and not accepted by Customs. An example of an acceptable description is "Insulated Copper Wire." Clearance delays may result if the contents are not completely and accurately described.

Appendix I: Waybill Legal Terms and Conditions

In addition to creating and printing the waybill label, you need to print copies of the International Legal Terms and Conditions to accompany each label with your international shipments. The following defines international handling instructions for the waybill labels and Legal Terms and Conditions document.

If international: U.S. export — Print 2 copies of the waybill label to your laser printer, fold 1 copy in half and use as the shipping label. Place it in the waybill pouch and affix it to the shipment so that the barcode portion of the label can be read and scanned. Place the additional recipient copy of the waybill label in the pouch.

If international: Shipments originating outside of the U.S. — Print 3 copies of the waybill label to your laser printer, fold 1 copy in half and use as the shipping label. Place it in the waybill pouch and affix it to your shipment so that the barcode portion of the label can be read and scanned. Place the 2 recipient copies of the waybill label in the pouch.

Note: For all Mexico to Mexico shipments, if no language is specified, the Legal Terms and Conditions will be provided in Spanish.

The following defines U.S. handling instructions for the waybill labels and Legal Terms and Conditions.

If U.S. shipment — Print 1 copy of the waybill label to your laser printer, fold the printed page in half and use as the shipping label. Place it in the waybill pouch and affix it to your shipment so that the barcode portion of the label can be read and scanned.

Note: The International and U.S. waybill Legal Terms and Conditions information must be supplied with test labels when completing the certification process.

Warning: To ensure timely delivery, use only printed original labels for shipping.

Appendix J: Postal-Aware Countries and Formats

Table 247. Postal Aware Countries and Formats

Country	Postal Format
Australia (AU)	NNNN
Austria (AT)	NNNN
Belgium (BE)	NNNN
Brazil (BR)	NNNNNNNN
Canada (CA)	ANANAN

Country	Postal Format
China (CN)	NNNNNN
Colombia (CO)	NNNNNN
Denmark (DK)	NNNN
Finland (FI)	NNNNN
France (FR)	NNNNN
Germany (DE)	NNNNN
Greece (GR)	NNNNN
India (IN)	NNNNNN
Indonesia (ID)	NNNNN
Italy (IT)	NNNNN
Japan (JP)	NNNNNNNN
Luxembourg (LU)	NNNN
Malaysia (MY)	NNNNN
Mexico (MX)	NNNNN
Netherlands (NL)	NNNN
Norway (NO)	NNNN
Philippines (PH)	NNNN
Portugal (PT)	NNNN
Puerto Rico (PR)	NNNNN
Russia (RU)	NNNNNN NNN-NNN
Singapore (SG)	NNNNNN
South Africa (ZA)	NNNN
South Korea (KR)	NNNNN
Spain (ES)	NNNNN
Sweden (SE)	NNNNN
Switzerland (CH)	NNNN
Thailand (TH)	NNNNN
Turkey (TR)	NNNNN
United Kingdom (GB)	ANNAA
United Kingdom (GB)	ANNNAA
United Kingdom (GB)	ANANAA
United Kingdom (GB)	AANNAA

Country	Postal Format
United Kingdom (GB)	AANANAA
United Kingdom (GB)	AANNNA
United States (U.S.)	NNNNN

Appendix K: Physical Packaging Type Codes

Table 248. Physical Packaging Type Codes

Package Code	Package Type
BAG	Bag
BBL	Barrel
BSK	Basket
BOX	Box
BXT	Bucket
BDL	Bundle
CTN	Carton
CAS	Case
CNT	Container
CRT	Crate
CYL	Cylinder
DRM	Drum
ENV	Envelope
	Hamper (refer to Basket)
BOX	Other
PAL	Pail
PLT	Pallet
PC	Piece
REL	Reel
ROL	Roll
SKD	Skid
TNK	Tank

Package Code	Package Type
TBE	Tube

Appendix L: Customs-Approved Document Descriptions

This table lists document descriptions approved by the U.S. Bureau of Customs and Border Protection:

Table 249. Customs-Approved Document Descriptions

Description
Correspondence/ No Commercial Value
Accounting Documents
Analysis Reports
Applications (Completed)
Bank Statements
Bid Quotations
Birth Certificates
Bills of Sale
Bonds
Business Correspondence
Checks (Completed)
Claim Files
Closing Statements
Conference Reports
Contracts
Cost Estimates
Court Transcripts
Credit Applications
Data Sheets

Description
Deeds
Employment Papers
Escrow Instructions
Export Papers
Financial Statements
Immigration Papers
Income Statements
Insurance Documents
Interoffice Memos
Inventory Reports
Invoices (Completed)
Leases
Legal Documents
Letters and Cards
Letter of Credit Packets
Loan Documents
Marriage Certificates
Medical Records
Office Records
Operating Agreements
Patent Applications
Permits
Photocopies
Proposals
Prospectuses

Description
Purchase Orders
Quotations
Reservation Confirmation
Resumes
Sales Agreements
Sales Reports
Shipping Documents
Statements/Reports
Statistical Data
Stock Information
Tax Papers
Trade Confirmation
Transcripts
Warranty Deeds

Appendix M: Time Zones

This table lists the global time zones (Standard time). Use this table to determine the Greenwich Mean Time Zone code to enter as a value in elements: LatestPickupDateTime datetime, ReadyDateTime date time, ShipTimestamp datetime..

Table 250. Time Zones

GMT Differential ¼ Location
(GMT-12:00) – Eniwetok, Kwajalein
(GMT-11:00) – Midway Island, Samoa
(GMT-10:00) – Hawaii
(GMT-09:00) – Alaska
(GMT-08:00) – Pacific Time (US & Canada); Tijuana
(GMT-07:00) – Arizona, Mountain Time (US & Canada)
(GMT-06:00) – Central Time (US & Canada), Mexico City, Tegucigalpa, Saskatchewan
(GMT-05:00) – Bogota, Lima, Quito, Eastern Time (US & Canada), Indiana (East)
(GMT-04:00) – Atlantic Time (Canada), Caracas, La Paz

GMT Differential ¼ Location
(GMT-03:30) – Newfoundland
(GMT-03:00) – Brasilia, Buenos Aires, Georgetown
(GMT-02:00) – Mid-Atlantic
(GMT-01:00) – Azores, Cape Verde Is.
(GMT-00:00) – Greenwich Mean Time: Dublin, Edinburgh, Lisbon, London, Casablanca, Monrovia
(GMT+01:00) – Amsterdam, Copenhagen, Madrid, Paris, Vilnius, Belgrade, Sarajevo, Sofija, Zagreb, Bratislava, Budapest, Ljubljana, Prague, Warsaw, Brussels, Berlin, Rome, Stockholm, Vienna
(GMT+02:00) – Athens, Istanbul, Minsk, Bucharest, Cairo, Harare, Pretonia, Helsinki, Riga, Tallinn (GMT+02:00) – Israel
(GMT+03:00) – Baghdad, Kuwait, Riyadh, Moscow, St. Petersburg, Volgograd, Nairobi, Tehran
(GMT+04:00) – Abu Dhabi, Muscat, Baku, Tbilisi
(GMT+04:30) – Kabul
(GMT+05:00) – Ekaterinburg, Islamabad, Karachi, Tashkent
(GMT+05:30) – Bombay, Calcutta, Madras, New Delhi
(GMT+06:00) – Almaty, Dhaka, Colombo
(GMT+07:00) – Bangkok, Hanoi, Jakarta
(GMT+08:00) – Beijing, Chongqing, Hong Kong, Urumqi, Perth, Singapore, Taipei
(GMT+09:00) – Osaka, Sapporo, Tokyo, Seoul, Yakutsk
(GMT+09:30) – Adelaide, Darwin
(GMT+10:00) – Brisbane, Canberra, Melbourne, Sydney, Guam, Port Moresby, Hobart, Vladivostok
(GMT+11:00) – Magadan, Solomon Island, New Caledonia
(GMT+12:00) – Auckland, Wellington, Fiji, Kamachatka, Marshall Islands

Appendix N: Minimum Customs Value

The following countries require a minimum customs value of \$1USD for all shipments, including document shipments:

Table 251. Minimum Customs Value

Country
Algeria
Armenia
Australia
Azerbaijan
Belarus
Canada
China
Czech Republic
El Salvador
Georgia
Indonesia

Country
Japan
Kuwait
Kyrgyzstan
Libya
Moldova
Mongolia
Montenegro
Nepal
New Zealand
Papua New Guinea
Philippines
Romania
Russia
Samoa
Serbia and Montenegro
Slovenia
Slovak Republic
South Korea
Turkmenistan
Tonga
Uzbekistan

Note: The value must be the selling price or the fair market value. Unacceptable values are \$0, NDV, NVD or NCV.

Appendix O: Error Code Messages

The following messages may be returned in a reply to notify you of some sort of issue with your request.

Chained SSL Certificate Error Messages

The Chained Secure Socket Layer (SSL) is the secure protocol for transmitting data securely using encryption over the web. SSL creates a secure connection between a client and a server, over which any amount of data can be sent; S-HTTP (https) is designed to transmit individual messages securely between a client and a web server.

You can verify if the web service is SHA-2 compliant and TLS ready by testing a transaction in the FedEx Web Services test environment by pointing your application to the `wsbeta.fedex.com:443/web-services/` endpoint which has been upgraded to TLS and the SHA-2 certificate. A successful transaction in the test environment indicates SHA-2 compliance.

The following error messages may be returned when the FedEx gateway certificate needs to be updated.

Table 252. Chained SSL Certificate Error Messages

Possible Customer Error	Action
Exception : javax.net.ssl.SSLHandshakeException: unknown certificate	Download and install the FedEx gateway certificate and the intermediate VeriSign CA certificate into keystore.
java.security.cert.CertificateException: CA certificate does not include basic constraints extension	Download and install the FedEx gateway certificate and the intermediate VeriSign CA certificate into keystore.
Exception in FedEx exchange javax.net.ssl.SSLHandshakeException: unknown certificate	Download and install the FedEx gateway certificate and the intermediate VeriSign CA certificate into keystore.
java.net.SocketException: Xport: SSL handshake failed: SSL routines:SSL3_GET_SERVER_CERTIFICATE:certificate verify failed SSL handshake failed	Download and install the FedEx gateway certificate and the intermediate VeriSign CA certificate into keystore.
Master VeriSign Certificate does not match	Download and install the FedEx gateway certificate and the intermediate VeriSign CA certificate into keystore.
java.security.cert.CertificateException: Unable to parse certificate(s) cannot process input.	Potential middleware application problem. Contact vendor of middleware application.
This may show in the customers WebSphere Application log: SystemErr.log SystemErr: Content is not allowed in prolog.	Download and install the FedEx gateway certificate and the intermediate VeriSign CA certificate into keystore.

Ground Close Service Error Messages

Table 253. Ground Close Service Error Messages

Code	Message
3509	Invalid values in Label Stock Type for {SHIPPING_DOCUMENT_TYPE}.
5060	OP_950 Details are missing.
5061	Could not generate the OP_950 ASCII report.
5062	GTM could not generate the OP_950 PDF report.
5063	Manifest Shipping Records are missing.
5064	Could not generate the Manifest ASCII report.
5065	Could not generate Reports. Close Operation Successful.
5066	Document Type is missing.
5067	Request or Document Specification is missing.
5068	OP950Detail present, but no shipping records.
5069	No shipments Qualified for OP_950 Report.
5077	No shipments qualified for the {DOCUMENT_TYPE} report.
5078	Details for the {DOCUMENT_TYPE} report are missing.
9802	System Error Executing Close.
9802	Your shipments closed successfully. Reprint to obtain the manifest (if required).
9802	System Error: Access denied.
9804	Your shipments closed successfully. Reprint to obtain the manifest (if required).
9804	No Shipments to Close For Date Provided.
9804	No Shipments to Close For Meter Number.
9804	No Shipments to Close For Account Number.
9804	No Shipments to Close for Tracking Number.
9804	No Shipment to CLOSE.

Ground Close With Documents Error Messages

Table 254. Ground Close With Documents Error Messages

Code	Message
1000	System Error.
1001	System Error.
2000	System Error.
2001	System Error.
5060	OP_950 Details are missing.
5061	Could not generate the OP_950 ASCII report.
5062	GTM could not generate the OP_950 PDF report.
5063	Manifest Shipping Records are missing.
5064	Could not generate the Manifest ASCII report.
5065	Could not generate Reports. Close Operation Successful.
5066	Document Type is missing.
5067	Request or Document Specification is missing.
5068	OP950Detail present, but no shipping records.
9804	No Shipments to Close.

Reprint Ground Close Documents

Table 255. Reprint Ground Close Documents

Code	Message
1000	System Error.
1001	System Error.
2000	System Error.
2001	System Error.
5060	OP_950 Details are missing.
5061	Could not generate the OP_950 ASCII report.

Code	Message
5062	GTM could not generate the OP_950 PDF report.
5063	Manifest Shipping Records are missing.
5064	Could not generate the Manifest ASCII report.
5065	Could not generate Reports. Close Operation Successful.
5066	Document Type is missing.
5067	Request or Document Specification is missing.
5068	OP950Detail present, but no shipping records.
9804	No Documents for Reprint.
9804	No Shipments to Close For Tracking Number.

Electronic Trade Documents Error Messages

These error messages apply to FedEx® Electronic Trade Documents:

Table 256. Electronic Trade Documents Error Messages

Code	Message
498	Electronic Trade Documents is not allowed with the service selected.
499	Electronic Trade Document is not allowed.
500	Package {PACKAGE_INDEX} - Electronic Trade Documents cannot be entered at the package level.

Upload Document Service Error Messages

Table 257. Upload Document Service Error Messages

Code	Message
1005	The system has experienced an unexpected problem and is unable to complete your request. Please try again later. We apologize for any inconvenience.
1375	CDUS is unable to process your request due to a missing account number.
1380	CDUS is unable to process your request due to a missing meter number.
1370	CDUS is unable to process your request due to a missing client detail.
1010	Your selected document does not have any data.

Code	Message
4000	The system has experienced an unexpected problem and is unable to complete your request. Please try again later. We apologize for any inconvenience.
4005	CDUS is unable to validate your meter and account number.
4010	Uploading of customer documentation is not enabled at this time.
1405	The number of customer information documents is limited to a maximum of 5.
1110	Please enter a valid file name.
1410	File name exceeds 255 characters. Please provide a valid file name.
1120	The provided file cannot be uploaded. Please enter a file with a supported extension. (.pdf)
1010	Your selected document does not have any data.
1130	The file you provided is corrupted by a virus and cannot be uploaded. Please use virus scanning software to sanitize the file prior to submitting it.
1385	The provided file content exceeds 1 MB.
1395	The document expiration date is invalid.
1390	The document expiration date is invalid.
1430	Invalid document ID.
3000	The system has experienced an unexpected problem and is unable to complete your request. Please try again later. We apologize for any inconvenience.
3005	CDUS is unable to process the document request.

FedEx SmartPost Shipping Error Messages

The following error messages apply to [FedEx SmartPost Shipping](#):

Table 258. FedEx SmartPost Shipping Error Messages

Code	Message
2504	Invalid Smart Post Special Service Type.
8164	Invalid Smart Post Mailer ID.
8165	Invalid Smart Post Pickup Carrier.

Signature Proof Of Delivery (SPOD) Error Messages

These error messages apply to SPOD.

Table 259. Signature Proof Of Delivery (SPOD) Error Messages

Code	Message
5501	Fax Queued.
5502	No Signature Returned.
5504	EDR Error.
5506	Duplicate Tracking Number.
5508	Invalid Tracking Number.
5510	Tracking Number Not Found.
5512	Ship Date Required.
5513	Invalid Ship Date.
5514	Ship Date is Old (> 18 months).
5516	Outside SPOD Delivery Area.
5518	Invalid Request Type.
5520	shipper Phone Number Required.
5522	shipper Name Required.
5524	Recipient Fax Number Required.
5526	Recipient Mailing Address Required.
5527	Recipient Name Required.
5528	Fax Number Invalid Length.
5530	Invalid Language Code.
5532	Future Ship Date.
5534	Ground Track Failed.
5536	Recipient Phone Number Invalid.
5538	shipper Phone Number Invalid.
5540	Recipient Fax Number Invalid.

Code	Message
5542	Invalid Letter Format.
5544	Recipient Mail City Required.
5546	Recipient Mail State Required.
5548	Recipient Mail Postal Code Required.
5550	Recipient Mail Country Code Required.
5552	shipper Phone Number Length Invalid.
5556	Fax Mail Recipient Invalid Country Code.
5558	Recipient Invalid Country Code.
5600	No SPOD Factory found.
5602	SPOD Invalid Domain.
5604	SPOD CORBA Exception.
5606	SPOD Exception.
5608	No Ground Image Returned.
5610	Ground Returns Entire Page.
5611	Digital Image.
5612	Ground Track Error.
5650	Ground SPOD Write Error.
5652	Ground SPOD Read Error.
5654	Ground SPOD Connect Error.
5656	Ground SPOD Timeout Error.
5660	ARM Stop Error (Internal use only).

Locations Service Error Messages

These error messages apply to the FedEx [Locations Service Reply](#):

Table 260. Locations Service Error Messages

Code	Message
0	SUCCESS
000	SUCCESS
001	City Name or Postal Code is required.
002	Postal Code must have at least 3 characters.
003	State Code must be 2 characters long.
004	Country Code is required and must be 2 characters long.
005	Results to skip must be a non-negative integer.
006	No result returned.
007	More than 500 matches were found.
008	Results requested must be a non-negative integer.
009	Service is not valid.
010	At least one Service is required.
011	ClientDetail is required.
012	Version id is required.
013	Application id is invalid.
014	Origin Country Code is required and must be 2 characters long.
015	Destination Country Code is required and must be 2 characters long.
016	Invalid Date.
018	Invalid Carrier Code
019	Match Conditions is null.
020	Postal Code is required.
021	City is required.
022	State Code is required.

Code	Message
023	Results Conditions is null.
024	Services or Service Categories must be provided.
025	Invalid Service Category.
026	Invalid Region Code.
027	Invalid Source Format.
028	Location Id is Required.
029	MATCH_BY_PARTIAL_CITY or MATCH_BY_EXACT_CITY must be specified.
030	Maximum number of matches is invalid.
031	At least one street line must be provided.
032	AddressId is required.
033	Duplicate addressIds found.
034	Request time stamp is invalid.
035	This method is not available in the offline mode.
036	This method does not support {CARRIER_CODE} in the offline mode.
037	Result condition {RESULT_CONDITION} was ignored.
038	Match condition {MATCH_CONDITION} is not supported in the offline mode.
039	Either verifyAddresses or verifyGeocode must be set to true.
040	Invalid value in {FIELD_ID}.
041	MATCH_BY_EXACT_LOCATION_CODE must be specified.
042	MATCH_BY_POSTAL_CODE or MATCH_BY_PARTIAL_POSTAL_CODE must be specified.
043	MATCH_BY_CITY, MATCH_BY_PARTIAL_CITY or MATCH_BY_STATE_OR_PROVINCE_NAME must be specified.
044	VACS and Country Service could not be contacted to clean the postal code. Used the original postal code provided.
045	Request cannot be null.
046	MatchAndResultCriteria cannot be null.
047	At least one address to validate must be provided.

Code	Message
048	Address validation options must be provided.
049	AVS System Error.
050	The length of the postal code was changed to the SRG postal length.
101	LoadResourceDetail cannot be null.
102	LoadResourceDetail Type is invalid.
103	LoadResourceParameters are not provided.
104	Jar file at index {INDEX} does not exist, cannot be read or is empty.
106	Jar file at index {INDEX} does not have all the required files.
107	An internal error occurred while loading data.
108	Invalid LoadResourceParameter ID at index {INDEX}.
109	Invalid LoadResourceParameter value at index {INDEX}.
109	Could not find file specified at load parameter {INDEX}.
109	Could not delete file specified at load parameter {INDEX}.
109	Data was loaded from the Safe Jar.
114	File at load parameter {INDEX} already exists in the config property file.
115	Could not copy file at load parameter {INDEX} to the data directory.
116	Could not add load parameter {INDEX} file name to the data config file.
117	Could not remove the file name specified in load parameter {INDEX} from the data config file.
118	More than one carrier code must not be specified.
119	MATCH_POSTAL_CODE_TO_PREFERRED_HOLD_LOCATION must be specified.
120	Invalid effective date.
121	Preferred Ground Hold Location could not be matched for the effective date.
122	File {FILE_NAME} does not exist.
123	SQL {SQL} failed.
124	MATCH_BY_EXACT_POSTAL_CODE must be specified.

Code	Message
125	Invalid FedExAdminLocationType.
126	The matchAddress object is null.
127	Invalid Postal Code.
128	Invalid Fedex Location Type.
129	Store Number is not provided.
130	Match Location Types is not provided.
131	Match conditions are ambiguous.
132	Origin Address is required.
133	Invalid Origin Geographic Coordinates.
134	Destination Address is required.
135	Invalid Destination Geographic Coordinates.
136	Invalid Origin Match Type.
137	Invalid Destination Match Type.
138	Invalid Content Options.
139	Invalid Map Url Protocol.
140	Invalid Distance Units.
141	Location Type is not provided.
142	Invalid Location Content Option.
143	The Address is required.
144	The Locations Search Criterion is required.
145	Phone number is required.
146	Geographical Coordinates is blank or invalid.
147	MultipleMatchesAction is null or invalid.
148	Invalid Drop off Time.
149	Invalid Results Filters.

Code	Message
150	Invalid Redirect to Hold Services.
151	Invalid Location Attributes.
152	Invalid Location Search Criterion.
153	Origin Address is ambiguous.
154	Destination Address is ambiguous.
155	Invalid Origin Address.
156	Invalid Destination Address.
157	Invalid Sort criterion.
158	Invalid Sort order.
159	Invalid Radius value.
160	Invalid Radius units.
161	This Country Code is not supported.
162	Invalid country for redirect to hold.
163	No data matching the lookup criteria was found.
164	Could not determine locker availability.
165	Locker availability lookup is not available.
166	Effective date on metadata file is invalid.
167	Could not move file to data directory.
168	Invalid Tracking Number.
169	Missing Tracking Number.
170	Tracking Number Not Found.
171	Could not determine destination location type from requested tracking number.
400	User id provided is invalid.
407	Invalid origin country.
408	Invalid destination country.

Code	Message
411	Invalid origin postal code.
412	Invalid destination postal code.
415	Invalid origin state code.
416	Invalid destination state code.
419	Invalid origin city name.
420	Invalid destination city name.
432	Service Types did not contain a Freight Service Type.
435	Results to skip is less than 0.
436	Results requested to return is less than 1.
437	Locations Service internal error.

Track Service Error Messages

These error messages apply to the Track Service. For additional SPOD errors, see [SPOD Error Messages](#).

Table 261. Track Service Error Messages

Code	Message
1305	Signature Proof of Delivery is not currently available for this Tracking Number. Availability of signature images may take up to 5 days after delivery date. Please try later, or contact Customer Service at 1.800.Go.FedEx (R) 800.463.3339.
1310	Signature Proof of Delivery is not currently available for this Tracking Number. Availability of signature images may take up to 5 days after delivery date. Please try later, or contact Customer Service at 1.800.Go.FedEx (R) 800.463.3339.
1315	Signature Proof of Delivery is not currently available for this Tracking Number. Availability of signature images may take up to 5 days after delivery date. Please try later, or contact Customer Service at 1.800.Go.FedEx (R) 800.463.3339.
1320	Signature Proof of Delivery is not currently available for this Tracking Number. Availability of signature images may take up to 5 days after delivery date. Please try later, or contact Customer Service at 1.800.Go.FedEx (R) 800.463.3339.
1325	Signature Proof of Delivery is not currently available for this Tracking Number. Availability of signature images may take up to 5 days after delivery date. Please try later, or contact Customer Service at 1.800.Go.FedEx (R) 800.463.3339.
1330	Signature Proof of Delivery is not currently available for this Tracking Number. Availability of signature images may take up to 5 days after delivery date. Please try later, or contact Customer Service at 1.800.Go.FedEx (R) 800.463.3339.
1335	Signature Proof of Delivery is not currently available for this Tracking Number. Availability of signature images may take up to 5 days after delivery date. Please try later, or contact Customer Service at 1.800.Go.FedEx (R) 800.463.3339.
1340	Signature Proof of Delivery is not currently available for this Tracking Number. Availability of signature images may take up to 5 days after delivery date. Please try later, or contact Customer Service at 1.800.Go.FedEx (R) 800.463.3339.
1345	Signature Proof of Delivery is not currently available for this Tracking Number. Availability of signature images may take up to 5 days after delivery date. Please try later, or contact Customer Service at 1.800.Go.FedEx (R) 800.463.3339.
1350	No signature is currently available for this FedEx Ground shipment. At the time of shipment, the signature was released by the shipper/recipient (indicating that no signature was required).
1355	No signature is currently available for this FedEx Ground shipment. At the time of shipment, the signature was released by the shipper/recipient (indicating that no signature was required).
1360	No signature is currently available for this FedEx Ground shipment. At the time of shipment, the signature was released by the shipper/recipient (indicating that no signature was required).
1365	Signature Proof of Delivery is not currently available for this Tracking Number. Availability of signature images may take up to 5 days after delivery date. Please try later, or contact Customer Service at 1.800.Go.FedEx (R) 800.463.3339.
1405	We are unable to process your proof of delivery request. Please retry later, or contact Customer Service at 1.800.Go.FedEx(R) 800.463.3339.
1410	We are unable to process your proof of delivery request. Please retry later, or contact Customer Service at 1.800.Go.FedEx(R) 800.463.3339.

Code	Message
1415	We are unable to process your proof of delivery request. Please retry later, or contact Customer Service at 1.800.Go.FedEx(R) 800.463.3339.
1420	We are unable to process your proof of delivery request. Please retry later, or contact Customer Service at 1.800.Go.FedEx(R) 800.463.3339.
1505	We are unable to process your proof of delivery request. Please retry later, or contact Customer Service at 1.800.Go.FedEx(R) 800.463.3339.
1510	We are unable to process your proof of delivery request. Please retry later, or contact Customer Service at 1.800.Go.FedEx(R) 800.463.3339.
1515	We are unable to process your proof of delivery request. Please retry later, or contact Customer Service at 1.800.Go.FedEx(R) 800.463.3339.
1605	Signature Proof of Delivery is not currently available for this Tracking Number. Availability of signature images may take up to 5 days after delivery date. Please try later, or contact Customer Service at 1.800.Go.FedEx (R) 800.463.3339.
1610	Signature Proof of Delivery is not currently available for this Tracking Number. Availability of signature images may take up to 5 days after delivery date. Please try later, or contact Customer Service at 1.800.Go.FedEx (R) 800.463.3339.
1615	Signature Proof of Delivery is not currently available for this Tracking Number. Availability of signature images may take up to 5 days after delivery date. Please try later, or contact Customer Service at 1.800.Go.FedEx (R) 800.463.3339.
1620	Signature Proof of Delivery is not currently available for this Tracking Number. Availability of signature images may take up to 5 days after delivery date. Please try later, or contact Customer Service at 1.800.Go.FedEx (R) 800.463.3339.
1625	Signature Proof of Delivery is not currently available for this Tracking Number. Availability of signature images may take up to 5 days after delivery date. Please try later, or contact Customer Service at 1.800.Go.FedEx (R) 800.463.3339.
1630	Signature Proof of Delivery is not currently available for this Tracking Number. Availability of signature images may take up to 5 days after delivery date. Please try later, or contact Customer Service at 1.800.Go.FedEx (R) 800.463.3339.
1705	We are unable to process your proof of delivery request. Please retry later, or contact Customer Service at 1.800.Go.FedEx(R) 800.463.3339.
1710	We are unable to process your proof of delivery request. Please retry later, or contact Customer Service at 1.800.Go.FedEx(R) 800.463.3339.
1715	We are unable to process your proof of delivery request. Please retry later, or contact Customer Service at 1.800.Go.FedEx(R) 800.463.3339.
1720	We are unable to process your proof of delivery request. Please retry later, or contact Customer Service at 1.800.Go.FedEx(R) 800.463.3339.
1725	We are unable to process your proof of delivery request. Please retry later, or contact Customer Service at 1.800.Go.FedEx(R) 800.463.3339.
1730	We are unable to process your proof of delivery request. Please retry later, or contact Customer Service at 1.800.Go.FedEx(R) 800.463.3339.
1830	We are unable to process your proof of delivery request. Please retry later, or contact Customer Service at 1.800.Go.FedEx(R) 800.463.3339.
1835	We are unable to process your proof of delivery request. Please retry later, or contact Customer Service at 1.800.Go.FedEx(R) 800.463.3339.
1840	We are unable to process your proof of delivery request. Please retry later, or contact Customer Service at 1.800.Go.FedEx(R) 800.463.3339.

Code	Message
1850	We are unable to process your proof of delivery request. Please retry later, or contact Customer Service at 1.800.Go.FedEx(R) 800.463.3339.
1855	We are unable to process your proof of delivery request. Please retry later, or contact Customer Service at 1.800.Go.FedEx(R) 800.463.3339.
1860	We are unable to process your proof of delivery request. Please retry later, or contact Customer Service at 1.800.Go.FedEx(R) 800.463.3339.
1870	We are unable to process your proof of delivery request. Please retry later, or contact Customer Service at 1.800.Go.FedEx(R) 800.463.3339.
1880	We are unable to process your proof of delivery request. Please retry later, or contact Customer Service at 1.800.Go.FedEx(R) 800.463.3339.
1885	We are unable to process your proof of delivery request. Please retry later, or contact Customer Service at 1.800.Go.FedEx(R) 800.463.3339.
1890	We are unable to process your proof of delivery request. Please retry later, or contact Customer Service at 1.800.Go.FedEx(R) 800.463.3339.
1895	We are unable to process your proof of delivery request. Please retry later, or contact Customer Service at 1.800.Go.FedEx(R) 800.463.3339.
3035	Sorry, we are unable to process your tracking request. Please retry later, or contact Customer Service at 1.800.Go.FedEx(R) 800.463.3339.
3036	Sorry, we are unable to process your tracking request. Please retry later, or contact Customer Service at 1.800.Go.FedEx(R) 800.463.3339.
3037	Sorry, we are unable to process your tracking request. Please retry later, or contact Customer Service at 1.800.Go.FedEx(R) 800.463.3339.
3038	Sorry, we are unable to process your tracking request. Please retry later, or contact Customer Service at 1.800.Go.FedEx(R) 800.463.3339.
3040	Sorry, we are unable to process your tracking request. Please retry later, or contact Customer Service at 1.800.Go.FedEx(R) 800.463.3339.
3041	Sorry, we are unable to process your tracking request. Please retry later, or contact Customer Service at 1.800.Go.FedEx(R) 800.463.3339.
3042	Sorry, we are unable to process your tracking request. Please retry later, or contact Customer Service at 1.800.Go.FedEx(R) 800.463.3339.
3045	Sorry, we are unable to process your tracking request. Please retry later, or contact Customer Service at 1.800.Go.FedEx(R) 800.463.3339.
3046	Sorry, we are unable to process your tracking request. Please retry later, or contact Customer Service at 1.800.Go.FedEx(R) 800.463.3339.
3047	Sorry, we are unable to process your tracking request. Please retry later, or contact Customer Service at 1.800.Go.FedEx(R) 800.463.3339.
3048	Sorry, we are unable to process your tracking request. Please retry later, or contact Customer Service at 1.800.Go.FedEx(R) 800.463.3339.
3049	Sorry, we are unable to process your tracking request. Please retry later, or contact Customer Service at 1.800.Go.FedEx(R) 800.463.3339.
3050	Sorry, we are unable to process your tracking request. Please retry later, or contact Customer Service at 1.800.Go.FedEx(R) 800.463.3339.
3051	Sorry, we are unable to process your tracking request. Please retry later, or contact Customer Service at 1.800.Go.FedEx(R) 800.463.3339.

Code	Message
3052	Sorry, we are unable to process your tracking request. Please retry later, or contact Customer Service at 1.800.Go.FedEx(R) 800.463.3339.
3053	Sorry, we are unable to process your tracking request. Please retry later, or contact Customer Service at 1.800.Go.FedEx(R) 800.463.3339.
3054	Sorry, we are unable to process your tracking request. Please retry later, or contact Customer Service at 1.800.Go.FedEx(R) 800.463.3339.
3055	Sorry, we are unable to process your tracking request. Please retry later, or contact Customer Service at 1.800.Go.FedEx(R) 800.463.3339.
4310	Signature Proof of Delivery is not currently available for this Tracking Number. Availability of signature images may take up to 5 days after delivery date. Please try later, or contact Customer Service at 1.800.Go.FedEx (R) 800.463.3339.
4315	Signature Proof of Delivery is not currently available for this Tracking Number. Availability of signature images may take up to 5 days after delivery date. Please try later, or contact Customer Service at 1.800.Go.FedEx(R) 800.463.3339.
4410	We are unable to process your proof of delivery request. Please retry later, or contact Customer Service at 1.800.Go.FedEx(R) 800.463.3339.
4420	We are unable to process your proof of delivery request. Please retry later, or contact Customer Service at 1.800.Go.FedEx(R) 800.463.3339.
4430	We are unable to process your proof of delivery request. Please retry later, or contact Customer Service at 1.800.Go.FedEx(R) 800.463.3339.
4440	We are unable to process your proof of delivery request. Please retry later, or contact Customer Service at 1.800.Go.FedEx(R) 800.463.3339.
4510	We are unable to process your proof of delivery request. Please retry later, or contact Customer Service at 1.800.Go.FedEx(R) 800.463.3339.
4520	Signature Proof of Delivery is not available for FedEx International Express Freight or FedEx International Airport to Airport shipments on this website. Please contact Customer Service at 1.800.332.0807.
4530	Signature Proof of Delivery is not available for FedEx Freight shipments on this website. Please contact Customer Service at 1.866.393.4585.
4540	Signature Proof of Delivery is not available for FedEx Custom Critical shipments on this website. Please contact Customer Service at 1.866.274.6117.
4545	Signature Proof of Delivery is not available for FedEx Kinkos Orders on this website. Please contact Customer Service at 1.800.463.3339.
4546	Signature Proof of Delivery is not available for FedEx SmartPost shipments on this website. Please contact Customer Service at 1.800.463.3339.
4550	Signature images are not available for display for shipments to this country.
4551	Additional recipient and address information is not available for display for shipments to this country.
4610	Signature Proof of Delivery is not currently available for this Tracking Number. Availability of signature images may take up to 5 days after delivery date. Please try later, or contact Customer Service at 1.800.Go.FedEx(R) 800.463.3339.
4710	We are unable to process your proof of delivery request. Please retry later, or contact Customer Service at 1.800.Go.FedEx(R) 800.463.3339.
4720	We are unable to process your proof of delivery request. Please retry later, or contact Customer Service at 1.800.Go.FedEx(R) 800.463.3339.

Code	Message
4730	We are unable to process your proof of delivery request. Please retry later, or contact Customer Service at 1.800.Go.FedEx(R) 800.463.3339.
4740	We are unable to process your proof of delivery request. Please retry later, or contact Customer Service at 1.800.Go.FedEx(R) 800.463.3339.
4810	No signature is currently available for this FedEx Express shipment. At the time of shipment, the signature was released by the shipper/recipient (indicating that no signature was required).
5110	Could not connect to Tracking Server.
5500	Unexpected error while connecting to Tracking Server.
5500	Unexpected error while connecting to Tracking Server.
5375	Connection to Tracking Server timed out.
5500	Unexpected error while connecting to Tracking Server.
5500	Unexpected error while connecting to Tracking Server.
6020	The account number you have entered is invalid. Please correct and try again.
6025	The account number you have entered was not found.
6030	Please enter at least 1 tracking number.
6035	Invalid tracking numbers. Please check the following numbers and resubmit.
6036	Please enter the reference numbers you want to track.
6037	Invalid tracking numbers. Please check the following numbers and resubmit.
6041	No information for the following shipments has been received by our system yet. Please try again or contact Customer Service at 1.800.Go.FedEx(R) 800.463.3339.
6050	Invalid request data.
6055	More than one shipment was found with this tracking number. Please select the correct shipment and resubmit.
6056	More than one shipment was found with this tracking number. Please select the correct shipment and resubmit.
6060	No scan type found.
6065	Unknown scan type found.
6070	Invalid tracking numbers. Please check the following numbers and resubmit.
6075	Invalid search criteria being sent to upstream servers.
6080	Invalid service code.

Code	Message
6090	This is a Transborder Distribution (TD) consolidated shipment. For tracking information, please contact Customer Service at 1.800.Go.FedEx(R) 800.463.3339.
6095	Sorry, we are unable to process your tracking request. Please contact Customer Service at 1.800.Go.FedEx(R) 800.463.3339.
6105	Invalid destination postal code.
6110	The postal code you have entered is invalid. Please correct and try again.
6111	The destination postal code you have entered is invalid. Please correct and try again.
6120	Invalid dispatch number.
6125	Invalid tracking numbers. Please check the following numbers and resubmit.
6130	Please enter the reference numbers you want to track.
6135	Invalid tracking numbers. Please check the following numbers and resubmit.
6140	Invalid tracking numbers. Please check the following numbers and resubmit.
6145	Invalid tracking numbers. Please check the following numbers and resubmit.
6150	Invalid tracking numbers. Please check the following numbers and resubmit.
6155	Invalid ship date. Please check the shipment dates and resubmit.
6160	Invalid ship date. Please check the shipment dates and resubmit.
6165	Invalid ship date. Please check the shipment dates and resubmit.
6170	Invalid country search.
6172	Invalid tracking numbers. Please check the following numbers and resubmit.
6173	Invalid tracking numbers. Please check the following numbers and resubmit.
6174	Invalid tracking numbers. Please check the following numbers and resubmit.
6185	Invalid tracking numbers. Please check the following numbers and resubmit.
6190	For tracking information, please login to customcritical.fedex.com or contact Customer Service at 866.274.6117.
6191	This is a multiple-stop shipment. For tracking information, please logon to customcritical.fedex.com or contact Customer Service at 866.274.6117.
6192	This is a multiple-stop shipment. For tracking information, please logon to customcritical.fedex.com or contact Customer Service at 866.255.2421.
6193	This is a multiple-stop shipment. For tracking information, please logon to customcritical.fedex.com or contact Customer Service at 866.551.4033.

Code	Message
6195	For tracking information, please login to customcritical.fedex.com or contact Customer Service at 866.274.6117.
6196	For tracking information, please login to customcritical.fedex.com or contact Customer Service at 800.255.2421.
6197	For tracking information, please login to customcritical.fedex.com or contact Customer Service at 866.551.4033.
6198	This is a multiple-stop shipment. For tracking information, please login to customcritical.fedex.com or contact Customer Service at 866.274.6115.
6200	Please enter an approximate ship date.
6205	If not entering an account number as part of your search criteria, please enter the destination country.
6210	A unique match was not found, please enter your FedEx account number.
6215	A reference type is required.
6220	Company names must be at least three characters in length. Please check the company name and resubmit.
6225	A unique match was not found. Please resubmit your request with a FedEx Service or enter your FedEx account number.
6226	A unique match was not found. Please resubmit your request with a reference type or enter your FedEx account number.
6227	A unique match was not found. Please resubmit your request with a FedEx Service and/or reference type, or enter your FedEx account number.
6310	Sorry, we are unable to process your tracking request. Please retry later, or contact Customer Service at 1.800.Go.FedEx(R) 800.463.3339.
6320	Sorry, we are unable to process your tracking request. Please retry later, or contact Customer Service at 1.800.Go.FedEx(R) 800.463.3339.
6330	Sorry, we are unable to process your tracking request. Please retry later, or contact Customer Service at 1.800.Go.FedEx(R) 800.463.3339.
7010	Sorry, we are unable to process your tracking request. Please retry later, or contact Customer Service at 1.800.Go.FedEx(R) 800.463.3339.
7020	Sorry, we are unable to process your tracking request. Please retry later, or contact Customer Service at 1.800.Go.FedEx(R) 800.463.3339.
7025	Sorry, we are unable to process your tracking request. Please retry later, or contact Customer Service at 1.800.Go.FedEx(R) 800.463.3339.
7030	We are unable to process your proof of delivery request. Please retry later, or contact Customer Service at 1.800.Go.FedEx(R) 800.463.3339.
7035	We are unable to process your proof of delivery request. Please retry later, or contact Customer Service at 1.800.Go.FedEx(R) 800.463.3339.
7040	We are unable to process your proof of delivery request. Please retry later, or contact Customer Service at 1.800.Go.FedEx(R) 800.463.3339.
8010	The Tracking Number you entered is invalid. Please correct it and retry.
8015	The fax number you entered is invalid. Please correct it and retry.

Code	Message
8020	The phone number you entered is invalid. Please correct it and retry.
8025	No record of this Tracking Number can be found. For more information, please contact Customer Service at 1.800.Go.FedEx(R) 800.463.3339.
8030	Signature Proof of Delivery is not available on this website for the Tracking Number you entered. For more information, please contact Customer Service at 1.800.Go.FedEx(R) 800.463.3339.
8035	We are unable to process your proof of delivery request. Please retry later, or contact Customer Service at 1.800.Go.FedEx(R) 800.463.3339.
8040	Signature Proof of Delivery letters for FedEx shipments are available for only 3 months.
8045	We are unable to process your proof of delivery request. Please retry later, or contact Customer Service at 1.800.Go.FedEx(R) 800.463.3339.
8050	We are unable to process your proof of delivery request. Please contact Customer Service at 1.800.Go.FedEx(R) 800.463.3339.
8055	Signature Proof of Delivery for FedEx Express shipments is only available for deliveries to the U.S., Canada, and Puerto Rico. Please call your local FedEx Customer Service number for more information.
8060	We are unable to process your proof of delivery request. Please contact Customer Service at 1.800.Go.FedEx(R) 800.463.3339.
8065	We are unable to process your proof of delivery request. Please retry later, or contact Customer Service at 1.800.Go.FedEx(R) 800.463.3339.
8070	We are unable to process your proof of delivery request. Please retry later, or contact Customer Service at 1.800.Go.FedEx(R) 800.463.3339.
8075	We are unable to process your proof of delivery request. Please retry later, or contact Customer Service at 1.800.Go.FedEx(R) 800.463.3339.
8080	The date you entered is invalid. Please correct it and retry.
8085	The date you entered in the Ship Date field is invalid. Please correct it and retry.
8095	Please enter a ship date.
9035	Sorry, we are unable to process your tracking request. Please retry later, or contact Customer Service at 1.800.Go.FedEx(R) 800.463.3339.
9040	No information for the following shipments has been received by our system yet. Please try again or contact Customer Service at 1.800.Go.FedEx(R) 800.463.3339.
9041	No information for the following shipments has been received by our system yet. Please try again or contact Customer Service at 1.800.Go.FedEx(R) 800.463.3339.
9045	Sorry, we are unable to process your tracking request. Please retry later, or contact Customer Service at 1.800.Go.FedEx(R) 800.463.3339.
9050	Sorry, we are unable to process your tracking request. Please retry later, or contact Customer Service at 1.800.Go.FedEx(R) 800.463.3339.
9055	Sorry, we are unable to process your tracking request. Please retry later, or contact Customer Service at 1.800.Go.FedEx(R) 800.463.3339.
9060	No information for the following shipments has been received by our system yet. Please try again or contact Customer Service at 1.800.Go.FedEx(R) 800.463.3339.

Code	Message
9065	Sorry, we are unable to process your tracking request. Please retry later, or contact Customer Service at 1.800.Go.FedEx(R) 800.463.3339.
9070	Sorry, we are unable to process your tracking request. Please retry later, or contact Customer Service at 1.800.Go.FedEx(R) 800.463.3339.
9075	Sorry, we are unable to process your tracking request. Please retry later, or contact Customer Service at 1.800.Go.FedEx(R) 800.463.3339.
9080	Sorry, we are unable to process your tracking request. Please contact Customer Service at 1.800.Go.FedEx(R) 800.463.3339.
9081	Sorry, we are unable to process your tracking request. Please contact Customer Service at 1.800.Go.FedEx(R) 800.463.3339.
9082	Sorry, we are unable to process your tracking request. Please contact Customer Service at 1.800.Go.FedEx(R) 800.463.3339.
9085	Sorry, we are unable to process your tracking request. Please retry later, or contact Customer Service at 1.800.Go.FedEx(R) 800.463.3339.
9086	Sorry, we are unable to process your tracking request. Please retry later, or contact Customer Service at 1.800.Go.FedEx(R) 800.463.3339.
9090	Sorry, we are unable to process your tracking request. Please retry later, or contact Customer Service at 1.800.Go.FedEx(R) 800.463.3339.
9095	Sorry, we are unable to process your tracking request. Please contact Customer Service at 1.800.Go.FedEx(R) 800.463.3339.
9100	Sorry, we are unable to process your tracking request. Please contact Customer Service at 1.800.Go.FedEx(R) 800.463.3339.
10035	We are unable to process your proof of delivery request. Please retry later, or contact Customer Service at 1.800.Go.FedEx(R) 800.463.3339.
10036	We are unable to process your proof of delivery request. Please retry later, or contact Customer Service at 1.800.Go.FedEx(R) 800.463.3339.
10037	We are unable to process your proof of delivery request. Please retry later, or contact Customer Service at 1.800.Go.FedEx(R) 800.463.3339.
10038	We are unable to process your proof of delivery request. Please retry later, or contact Customer Service at 1.800.Go.FedEx(R) 800.463.3339.
10040	We are unable to process your proof of delivery request. Please retry later, or contact Customer Service at 1.800.Go.FedEx(R) 800.463.3339.
10041	We are unable to process your proof of delivery request. Please retry later, or contact Customer Service at 1.800.Go.FedEx(R) 800.463.3339.
10042	We are unable to process your proof of delivery request. Please retry later, or contact Customer Service at 1.800.Go.FedEx(R) 800.463.3339.
10045	We are unable to process your proof of delivery request. Please retry later, or contact Customer Service at 1.800.Go.FedEx(R) 800.463.3339.
10046	We are unable to process your proof of delivery request. Please retry later, or contact Customer Service at 1.800.Go.FedEx(R) 800.463.3339.
10047	We are unable to process your proof of delivery request. Please retry later, or contact Customer Service at 1.800.Go.FedEx(R) 800.463.3339.
10048	We are unable to process your proof of delivery request. Please retry later, or contact Customer Service at 1.800.Go.FedEx(R) 800.463.3339.

Code	Message
10049	We are unable to process your proof of delivery request. Please retry later, or contact Customer Service at 1.800.Go.FedEx(R) 800.463.3339.
10050	We are unable to process your proof of delivery request. Please retry later, or contact Customer Service at 1.800.Go.FedEx(R) 800.463.3339.
10051	We are unable to process your proof of delivery request. Please retry later, or contact Customer Service at 1.800.Go.FedEx(R) 800.463.3339.
10052	We are unable to process your proof of delivery request. Please retry later, or contact Customer Service at 1.800.Go.FedEx(R) 800.463.3339.
10053	We are unable to process your proof of delivery request. Please retry later, or contact Customer Service at 1.800.Go.FedEx(R) 800.463.3339.
10054	We are unable to process your proof of delivery request. Please retry later, or contact Customer Service at 1.800.Go.FedEx(R) 800.463.3339.
11035	We are unable to process your request. Please retry later.
11036	We are unable to process your request. Please retry later.
11037	We are unable to process your request. Please retry later.
11040	We are unable to process your request. Please retry later.
11041	We are unable to process your request. Please retry later.
11042	We are unable to process your request. Please retry later.
11045	We are unable to process your request. Please retry later.
11046	We are unable to process your request. Please retry later.
11047	We are unable to process your request. Please retry later.
11048	We are unable to process your request. Please retry later.
11049	We are unable to process your request. Please retry later.
11050	We are unable to process your request. Please retry later.
11051	We are unable to process your request. Please retry later.
11052	We are unable to process your request. Please retry later.
11053	We are unable to process your request. Please retry later.
11054	We are unable to process your request. Please retry later.
11060	We are unable to process your request. Please retry later.
11065	We are unable to process your request. Please retry later.

Code	Message
11070	We are unable to process your request. Please retry later.
11075	We are unable to process your request. Please retry later.
11080	We are unable to process your request. Please retry later.
11110	We are unable to process your request. Please retry later.
11502	We are unable to process your request. Please retry later.
12013	We are unable to process your proof of delivery request. Please contact Customer Service at 1.800.Go.FedEx(R) 800.463.3339.
12014	We are unable to process your proof of delivery request. Please contact Customer Service at 1.800.Go.FedEx(R) 800.463.3339.
12017	We are unable to process your proof of delivery request. Please retry later, or contact Customer Service at 1.800.Go.FedEx(R) 800.463.3339.
13001	Unable to retrieve the WSDL.
13002	The Header did not pass XML validation.
13003	The Account Inquiry did not pass XML validation.
13004	Remote exception while executing a Customer Fusion method.
13005	General exception while executing a Customer Fusion method.
13006	Exception while setting the holder for the request.
13007	Exception while parsing the Customer Fusion response.
13020	Exception while parsing the schema to obtain a version.
13021	Exception while obtaining a remote connection to the Customer Fusion EJB.
13022	Exception while obtaining a remote context to the Customer Fusion EJB.
13023	Exception while obtaining the version from the request schema.
13024	Exception while parsing the response Customer Fusion response.
13025	Invalid Group or Number fields in the request.
13030	Customer Fusion returned errors in their response.
30005	One or more of the e-mail addresses you entered is invalid. Please correct it and try again.
30010	We are unable to process your request. Please retry later.
30015	We are unable to process your request. Please retry later.

Code	Message
30020	Invalid tracking numbers. Please check the tracking numbers and resubmit.
30025	Invalid carrier type. Please check the carrier type and resubmit.
30030	Invalid tracking numbers. Please check the following numbers and resubmit.
30035	The requested tracking updates are not available for this tracking number.
30040	We are unable to process your request. Please retry later.
500139	No information for the following shipments has been received by our system yet. Please try again or contact Customer Service at 1.800.Go.FedEx(R) 800.463.3339.
500140	No information for the following shipments has been received by our system yet. Please try again or contact Customer Service at 1.800.Go.FedEx(R) 800.463.3339.
500141	Sorry, we are unable to process your tracking request. Please retry later, or contact Customer Service at 1.800.Go.FedEx(R) 800.463.3339.
500142	Sorry, we are unable to process your tracking request. Please retry later, or contact Customer Service at 1.800.Go.FedEx(R) 800.463.3339.
500143	Sorry, we are unable to process your tracking request. Please retry later, or contact Customer Service at 1.800.Go.FedEx(R) 800.463.3339.
500144	No information for the following shipments has been received by our system yet. Please try again or contact Customer Service at 1.800.Go.FedEx(R) 800.463.3339.
500158	No information for the following shipments has been received by our system yet. Please try again or contact Customer Service at 1.800.Go.FedEx(R) 800.463.3339.
500170	No information for the following shipments has been received by our system yet. Please try again or contact Customer Service at 1.800.Go.FedEx(R) 800.463.3339.
500172	Sorry, we are unable to process your tracking request. Please retry later, or contact Customer Service at 1.800.Go.FedEx(R) 800.463.3339.
500173	No information for the following shipments has been received by our system yet. Please try again or contact Customer Service at 1.800.Go.FedEx(R) 800.463.3339.
500175	Please enter the reference numbers you want to track.
500180	Please enter the reference numbers you want to track.
500185	Please enter the reference numbers you want to track.
500190	Please enter the reference numbers you want to track.
500195	Invalid tracking numbers. Please check the following numbers and resubmit.
500200	Invalid tracking numbers. Please check the following numbers and resubmit.
500205	Invalid tracking numbers. Please check the following numbers and resubmit.
500210	Invalid Destination Postal Code.

VACS and Country Service Error Messages

These error messages apply to the [Validation Availability and Commitment Service](#) and [Country Service](#):

Table 262. VACS and Country Service Error Messages

Code	Message
013	Invalid Date.
020	{SERVICE_TYPE} service is not allowed because of dangerous goods or dry ice violations that limit your shipping options.
021	{SERVICE_TYPE} service is not allowed because of {SPECIAL_SERVICE_TYPE} violations that limit your shipping options.
022	Your account has {SPECIAL_SERVICE_TYPE} violations. Your account could be disabled for this special service if any further violations occur.
024	Your shipment is not allowed because of {SPECIAL_SERVICE_TYPE} violations that limit your shipping options.
025	Your shipment is not allowed because of dangerous goods or dry ice violations that limit your shipping options.
026	{SERVICE_TYPE} service with {PACKAGING_TYPE} packaging type is not allowed because of dangerous good or dry ice violations that limit your shipping options.
027	{SPECIAL_SERVICE_TYPE} is not allowed because of violations that limit your shipping options.
029	package {PACKAGE_INDEX} – {HAZARDOUS_COMMODITY_OPTION_TYPE} is not supported.
030	Your shipment is not allowed because of a violation that limits your shipping options.
310	Accessible Dangerous Goods is not allowed.
322	Dry Ice is not allowed.
407	Service is invalid.
417	Astra location not found.
423	Exhibition is not allowed with the service selected.
424	Exhibition is not allowed.
425	Extreme Length is not allowed with the service selected.
426	Extreme Length is not allowed.
427	Flatbed Trailer is not allowed with the service selected.
428	Flatbed Trailer is not allowed.
429	Freight Guarantee is not allowed with the service selected.

Code	Message
430	Freight Guarantee is not allowed.
431	Liftgate Delivery is not allowed with the service selected.
432	Liftgate Delivery is not allowed.
433	Liftgate Pickup is not allowed with the service selected.
434	Liftgate Pickup is not allowed.
435	Limited Access Delivery is not allowed with the service selected.
436	Limited Access Delivery is not allowed.
437	Limited Access Pickup is not allowed with the service selected.
438	Limited Access Pickup is not allowed.
439	Pre Delivery Notification is not allowed with the service selected.
440	Pre Delivery Notification is not allowed.
441	Protection From Freezing is not allowed with the service selected.
442	Protection From Freezing is not allowed.
443	Regional Mall Delivery is not allowed with the service selected.
444	Regional Mall Delivery is not allowed.
445	Regional Mall Pickup is not allowed with the service selected.
446	Regional Mall Pickup is not allowed.
450	The origin does not allow pickup for Express services.
451	The origin does not allow pickup for Freight services.
452	The origin is not served for Express services.
453	The origin is not served for Freight services.
454	Signature option type is invalid.
455	Signature option type is required and cannot be null.
456	SignatureOptionDetail object cannot be null.
457	Package {PACKAGE_INDEX} - Pending Complete cannot be entered at the package level.

Code	Message
458	Package {PACKAGE_INDEX} - Pending Shipment cannot be entered at the package level.
459	PendingShipmentDetail object cannot be null.
460	Pending shipment type is required and cannot be null.
461	Pending shipment type is invalid.
462	Service option type {SERVICE_OPTION_TYPE} is invalid.
472	Package {PACKAGE_INDEX} - Exhibition cannot be entered at the package level.
473	Package {PACKAGE_INDEX} - Extreme Length cannot be entered at the package level.
474	Package {PACKAGE_INDEX} - Flatbed Trailer cannot be entered at the package level.
475	Package {PACKAGE_INDEX} - Freight Guarantee cannot be entered at the package level.
476	Package {PACKAGE_INDEX} - Liftgate Delivery cannot be entered at the package level.
477	Package {PACKAGE_INDEX} - Liftgate Pickup cannot be entered at the package level.
478	Package {PACKAGE_INDEX} - Limited Access Delivery cannot be entered at the package level.
479	Package {PACKAGE_INDEX} - Limited Access Pickup cannot be entered at the package level.
480	Package {PACKAGE_INDEX} - Pre Delivery Notification cannot be entered at the package level.
481	Package {PACKAGE_INDEX} - Protection From Freezing cannot be entered at the package level.
482	Package {PACKAGE_INDEX} - Regional Mall Delivery cannot be entered at the package level.
483	Package {PACKAGE_INDEX} - Regional Mall Pickup cannot be entered at the package level.
484	Invalid currency type for validation. Only {CURRENCY_TYPE} is allowed.
502	Address object for the destination cannot be null.
503	Address object for the origin cannot be null.
504	Airbill is not allowed for Destination Country.
505	Airbill is not allowed for Origin Country.
506	Airbill validation failed.
508	An invalid destination country was entered.
509	An invalid destination zip/postal code was entered.

Code	Message
510	An invalid or null CarrierCodeType was entered.
511	An invalid or null SacApplicationId was entered.
512	An invalid origin country was entered.
513	An invalid origin zip/postal code was entered.
514	An invalid weight was entered.
517	Requested Package Detail Type {REQUESTED_PACKAGE_DETAIL_TYPE} is not allowed for this request.
518	Cannot ship from this origin zip/postal code to this destination zip/postal code.
521	ClientDetail object cannot be null.
525	COD collection type is required and cannot be null.
526	CodDetail object cannot be null.
528	Package {PACKAGE_INDEX} - Currency type for Declared Value is required.
529	Customer not eligible for International DirectDistribution Freight.
530	Customer not eligible for International Economy Distribution.
531	Customer not eligible for International Priority Distribution.
532	Customer not eligible for Priority Alert.
533	Customer not eligible for Third Party Consignee.
534	Package {PACKAGE_INDEX} - Dangerous goods accessibility type is invalid.
535	Package {PACKAGE_INDEX} - Dangerous goods accessibility type is required and cannot be null.
537	Destination Country is Invalid.
538	Destination Country Not Served.
540	Destination P.O. Box Zip.
541	Destination Postal Code Not Served.
542	Destination postal code/routing code and country do not match.
543	Destination Postal Not Found.
544	Destination Postal-City Mismatch.

Code	Message
546	Destination Postal-State Mismatch.
547	Dim unit of measure must be the same for all packages.
548	Package {PACKAGE_INDEX} - Dimensions exceed height limit allowed.
549	Dimensions exceed length and girth limit allowed. {ORIGIN_OR_DESTINATION}.
550	Dimensions exceed length limit allowed. {ORIGIN_OR_DESTINATION}.
551	Dry Ice weight (in kilograms) is required and cannot be a negative value with Dry Ice special service.
552	ShipmentDryIceDetail object cannot be null.
553	Dry Ice weight over limit of 2.5 Kg for destination.
555	Envelope weight over limit. Upgrade Packaging.
556	Express and Freight packages cannot be mixed in the same shipment.
558	Home Delivery premium type is invalid.
559	Home Delivery premium type is required and cannot be null.
561	HomeDeliveryPremiumDetail object cannot be null.
563	Inside Delivery is not allowed.
564	Inside Pickup is not allowed.
565	Declared Value exceeds limit allowed.
568	Invalid currency type for validation. Only CAD is allowed.
569	Invalid currency type for validation. Only USD is allowed.
570	Invalid destination postal code/routing code input.
571	Invalid Destination Postal Format.
572	Invalid dimensions have been entered.
573	Drop off type is not allowed.
574	Invalid drop off type.
575	Invalid form ID.
576	Invalid origin postal code/routing code input.

Code	Message
577	Invalid Origin Postal Format.
585	Max Declared Value = \$1,000.
586	Max Declared Value = \$100 for Envelope or Pak.
588	Max Declared Value = \$50,000.
589	Max Declared Value = \$500 for Envelope or Pak.
592	No valid services available.
593	Package {PACKAGE_INDEX} - Only "IN" and "CM" are valid values for LinearUnits.
594	Package {PACKAGE_INDEX} - Only "LB" and "KG" are valid values for WeightUnits.
595	Origin Country Not Served.
597	Origin Location-Postal Mismatch.
598	Origin P.O. Box Zip.
599	Origin Postal Code Not Served.
600	Origin postal code/routing code and country do not match.
601	Origin Postal Not Found.
602	Origin Postal-City Mismatch.
603	Origin Postal-State Mismatch.
605	Package is too large.
606	Packaging is invalid.
608	Please select a valid Date Certain delivery date: {DATE_1}; {DATE_2}; {DATE_3}; {DATE_4}; {DATE_5}; {DATE_6}; {DATE_7}; {DATE_8}; {DATE_9}; {DATE_10}; {DATE_11}.
613	Return type is invalid.
614	Return type is required and cannot be null.
616	Saturday Pickup is not allowed.
621	ServiceAvailabilityAndValidationRequest object cannot be null.
622	Package {PACKAGE_INDEX} - Signature option type is invalid.
623	Package {PACKAGE_INDEX} - Signature option type is required and cannot be null.

Code	Message
624	Package {PACKAGE_INDEX} - SignatureOptionDetail object cannot be null.
625	Special service conflict.
627	The format for Home Delivery Date Certain is CCYY-MM-DD.
628	The date is required. Format is CCYY-MM-DD.
629	The destination country is required and must not exceed the limit of 2 characters.
631	The drop off type is required and cannot be null or empty.
633	The length of the destination postal code exceeds the limit of 16 characters.
634	The length of the destination state or province exceeds the limit of 2 characters.
635	The length of the origin postal code exceeds the limit of 16 characters.
636	The length of the origin state or province exceeds the limit of 2 characters.
640	The origin country is required and must not exceed the limit of 2 characters.
642	The packaging is required and cannot be null or empty.
643	The service is required and cannot be null or empty.
645	There are no valid Express services available.
646	There are no valid Ground services available.
648	Total packages cannot exceed 1 for FedEx 10Kg/25Kg Box.
649	Total packages cannot exceed 1 for FedEx Envelope.
650	Total packages cannot exceed 1 for FedEx Pak.
651	Total packages cannot exceed 99 for FedEx Express Tag.
655	UserDetail object cannot be null.
656	ValidateOriginDestinationRequest object cannot be null.
658	VersionId object cannot be null.
659	Package {PACKAGE_INDEX} - Weight below minimum requirement.
660	Weight exceeds limit allowed. {ORIGIN_OR_DESTINATION}
661	Package {PACKAGE_INDEX} - Weight object cannot be null.

Code	Message
662	Weight unit of measure must be the same for all packages.
664	COD collection type is invalid.
665	Currency type must be the same for all packages.
668	Max Declared Value = \$100,000.
669	Max Declared Value = \$150,000.
670	Max Declared Value = \$200,000.
671	Max Declared Value = \$250,000.
679	Residential Pickup is not allowed.
683	An invalid date was entered. The date cannot be more than one year before or after the current date {DATE}.
684	ReturnShipmentDetail object cannot be null.
685	Packaging is not allowed.
686	Service is not allowed.
687	Residential Delivery is not allowed.
692	The destination postal code is required.
693	The origin postal code is required.
695	Package {PACKAGE_INDEX} - Max Declared Value = \$500 for Envelope or Pak.
696	Package {PACKAGE_INDEX} - Max Declared Value = \$100,000.
697	Package {PACKAGE_INDEX} - Max Declared Value = \$150,000.
698	Package {PACKAGE_INDEX} - Max Declared Value = \$200,000.
699	Package {PACKAGE_INDEX} - Max Declared Value = \$250,000.
700	Invalid Signature option combination among packages.
701	Special service {SPECIAL_SERVICE_TYPE} is invalid.
702	Package {PACKAGE_INDEX} - Special service {SPECIAL_SERVICE_TYPE} is invalid.
703	Package {PACKAGE_INDEX} - Broker Select Option cannot be entered at the package level for the service selected.
704	Package {PACKAGE_INDEX} - COD cannot be entered at the package level for the service selected.

Code	Message
705	Package {PACKAGE_INDEX} - COD Remittance cannot be entered at the package level.
706	Package {PACKAGE_INDEX} - Cut Flowers cannot be entered at the package level.
708	Package {PACKAGE_INDEX} - E-mail Notification cannot be entered at the package level.
709	Package {PACKAGE_INDEX} - Future Day Shipment cannot be entered at the package level.
710	Package {PACKAGE_INDEX} - Hold At Location cannot be entered at the package level.
711	Package {PACKAGE_INDEX} - Hold Saturday cannot be entered at the package level.
712	Package {PACKAGE_INDEX} - Inside Delivery cannot be entered at the package level.
713	Package {PACKAGE_INDEX} - Inside Pickup cannot be entered at the package level.
714	Package {PACKAGE_INDEX} - Intl Controlled Export Service cannot be entered at the package level.
715	Package {PACKAGE_INDEX} - Intl Mail Service cannot be entered at the package level.
716	Priority Alert cannot be entered at the shipment level.
717	Package {PACKAGE_INDEX} - Return Shipment cannot be entered at the package level.
718	Package {PACKAGE_INDEX} - Saturday Delivery cannot be entered at the package level.
719	Package {PACKAGE_INDEX} - Saturday Pickup cannot be entered at the package level.
720	Package {PACKAGE_INDEX} - Third Party Consignee cannot be entered at the package level.
721	Package {PACKAGE_INDEX} - Weekday Delivery cannot be entered at the package level.
722	Appointment Delivery cannot be entered at the shipment level.
725	Dangerous Goods cannot be entered at the shipment level for the service selected.
726	Package {PACKAGE_INDEX} - Home Delivery Premium cannot be entered at the package level.
727	Non Standard Container cannot be entered at the shipment level.
728	Piece Count Verification cannot be entered at the shipment level.
729	Signature Option cannot be entered at the shipment level.
730	Package {PACKAGE_INDEX} - Appointment Delivery is not allowed with the service selected.
731	Appointment Delivery is not allowed.
732	Package {PACKAGE_INDEX} - Broker Select Option is not allowed with the service selected.

Code	Message
733	Broker Select Option is not allowed.
734	Package {PACKAGE_INDEX} - COD is not allowed with the service selected.
735	Package {PACKAGE_INDEX} - COD is not allowed for the origin/destination pair.
736	COD is not allowed with the service selected.
737	COD is not allowed for the origin/destination pair.
738	COD Remittance is not allowed with the service selected.
739	Cut Flowers is not allowed with the service selected.
740	Cut Flowers is not allowed.
741	Package {PACKAGE_INDEX} - Dangerous Goods is not allowed with the service selected.
742	Package {PACKAGE_INDEX} - Dangerous Goods is not allowed for the origin/destination pair.
743	Dangerous Goods is not allowed with the service selected.
744	Dangerous Goods is not allowed for the origin/destination pair.
745	Accessible Dangerous Goods is not allowed with the service selected.
746	Inaccessible Dangerous Goods is not allowed.
747	Inaccessible Dangerous Goods is not allowed with the service selected.
748	Package {PACKAGE_INDEX} - Dry Ice is not allowed with the service selected.
749	Dry Ice is not allowed with the service selected.
750	Hold At Location is not allowed with the service selected.
751	Hold At Location is not allowed.
752	Hold Saturday is not allowed with the service selected.
753	Hold Saturday is not allowed.
754	Package {PACKAGE_INDEX} - Home Delivery Premium Appointment is not allowed with the service selected.
755	Package {PACKAGE_INDEX} - Home Delivery Premium Appointment is not allowed for the origin/destination pair.
756	Home Delivery Premium Appointment is not allowed with the service selected.
757	Home Delivery Premium Appointment is not allowed for the origin/destination pair.

Code	Message
758	Package {PACKAGE_INDEX} - Home Delivery Premium Date Certain is not allowed with the service selected.
759	Package {PACKAGE_INDEX} - Home Delivery Premium Date Certain is not allowed for the origin/destination pair.
760	Home Delivery Premium Date Certain is not allowed with the service selected.
761	Home Delivery Premium Date Certain is not allowed for the origin/destination pair.
762	Package {PACKAGE_INDEX} - Home Delivery Premium Evening is not allowed with the service selected.
763	Package {PACKAGE_INDEX} - Home Delivery Premium Evening is not allowed for the origin/destination pair.
764	Home Delivery Premium Evening is not allowed with the service selected.
765	Home Delivery Premium Evening is not allowed for the origin/destination pair.
766	Package {PACKAGE_INDEX} - Home Delivery Premium is not allowed with the service selected.
767	Inside Delivery is not allowed with the service selected.
768	Inside Pickup is not allowed with the service selected.
769	Intl Controlled Export Service is not allowed with the service selected.
770	Intl Controlled Export Service is not allowed.
771	Intl Mail Service is not allowed with the service selected.
772	Intl Mail Service is not allowed.
773	Package {PACKAGE_INDEX} - Non Standard Container is not allowed with the service selected.
774	Package {PACKAGE_INDEX} - Non Standard Container is not allowed for the origin/destination pair.
775	Non Standard Container is not allowed with the service selected.
776	Non Standard Container is not allowed for the origin/destination pair.
777	Package {PACKAGE_INDEX} - Piece Count Verification is not allowed with the service selected.
778	Piece Count Verification is not allowed.
779	Priority Alert is not allowed with the service selected.
781	Return Shipment FedEx Tag is not allowed for the origin/destination pair.
782	Return Shipment Voice Call Tag is not allowed with the service selected.
783	Return Shipment Voice Call Tag is not allowed for the origin/destination pair.

Code	Message
784	Return Shipment Printed Label is not allowed with the service selected.
785	Return Shipment Printed Label is not allowed for the origin/destination pair.
786	Return Shipment E-mail Label is not allowed with the service selected.
787	Return Shipment E-mail Label is not allowed for the origin/destination pair.
788	Return Shipment FedEx Tag is not allowed with the service selected.
790	Saturday Delivery is not allowed with the service selected.
791	Saturday Delivery is not allowed.
792	Saturday Pickup is not allowed with the service selected.
793	Package {PACKAGE_INDEX} - Adult Signature is not allowed with the service selected.
794	Package {PACKAGE_INDEX} - Adult Signature is not allowed for the origin/destination pair.
795	Adult Signature is not allowed with the service selected.
796	Adult Signature is not allowed for the origin/destination pair.
797	Adult Signature is not allowed.
798	Package {PACKAGE_INDEX} - Direct Signature is not allowed with the service selected.
799	Package {PACKAGE_INDEX} - Direct Signature is not allowed for the origin/destination pair.
800	Direct Signature is not allowed with the service selected.
801	Direct Signature is not allowed for the origin/destination pair.
802	Direct Signature is not allowed.
803	Package {PACKAGE_INDEX} - Indirect Signature is not allowed with the service selected.
804	Package {PACKAGE_INDEX} - Indirect Signature is not allowed for the origin/destination pair.
805	Indirect Signature is not allowed with the service selected.
806	Indirect Signature is not allowed for the origin/destination pair.
807	Indirect Signature is not allowed.
808	Third Party Consignee is not allowed with the service selected.
809	Special service conflict. COD is not valid with COD Remittance.

Code	Message
811	Special service conflict. COD is not valid with Return Shipment FedEx Tag.
812	Special service conflict. COD is not valid with Return Shipment Printed Label.
814	Special service conflict. COD Remittance is not valid with Return Shipment FedEx Tag.
815	Special service conflict. COD Remittance is not valid with Return Shipment Printed Label.
816	Special service conflict. Priority Alert is not valid with COD.
817	Special service conflict. Priority Alert is not valid with COD Remittance.
819	Special service conflict. Priority Alert is not valid with Return Shipment FedEx Tag.
820	Special service conflict. Priority Alert is not valid with Return Shipment Printed Label.
823	Package {PACKAGE_INDEX} - Special service conflict. Direct Signature is not valid with COD.
824	Package {PACKAGE_INDEX} - Special service conflict. Indirect Signature is not valid with COD.
825	Package {PACKAGE_INDEX} - Special service conflict. Indirect Signature is not valid with Dangerous Goods.
826	Package {PACKAGE_INDEX} - Special service conflict. Return Shipment FedEx Tag is not valid with Adult Signature.
827	Package {PACKAGE_INDEX} - Special service conflict. Return Shipment FedEx Tag is not valid with Direct Signature.
828	Package {PACKAGE_INDEX} - Special service conflict. Return Shipment FedEx Tag is not valid with Indirect Signature.
829	Package {PACKAGE_INDEX} - Special service conflict. Return Shipment FedEx Tag is not valid with Home Delivery Premium Appointment.
830	Package {PACKAGE_INDEX} - Special service conflict. Return Shipment FedEx Tag is not valid with Home Delivery Premium Date Certain.
831	Package {PACKAGE_INDEX} - Special service conflict. Return Shipment FedEx Tag is not valid with Home Delivery Premium Evening.
832	Package {PACKAGE_INDEX} - Special service conflict. Return Shipment Voice Call Tag is not valid with Adult Signature.
833	Package {PACKAGE_INDEX} - Special service conflict. Return Shipment Voice Call Tag is not valid with Direct Signature.
834	Package {PACKAGE_INDEX} - Special service conflict. Return Shipment Voice Call Tag is not valid with Indirect Signature.
835	Package {PACKAGE_INDEX} - Special service conflict. Return Shipment Voice Call Tag is not valid with Home Delivery Premium Appointment.
836	Package {PACKAGE_INDEX} - Special service conflict. Return Shipment Voice Call Tag is not valid with Home Delivery Premium Date Certain.
837	Package {PACKAGE_INDEX} - Special service conflict. Return Shipment Voice Call Tag is not valid with Home Delivery Premium Evening.
838	Special service conflict. Direct Signature is not valid with COD.

Code	Message
839	Special service conflict. Indirect Signature is not valid with COD.
840	Special service conflict. Indirect Signature is not valid with Dangerous Goods.
841	Special service conflict. Return Shipment FedEx Tag is not valid with Adult Signature.
842	Special service conflict. Return Shipment FedEx Tag is not valid with Direct Signature.
843	Special service conflict. Return Shipment FedEx Tag is not valid with Indirect Signature.
844	Special service conflict. Return Shipment FedEx Tag is not valid with Home Delivery Premium Appointment.
845	Special service conflict. Return Shipment FedEx Tag is not valid with Home Delivery Premium Date Certain.
846	Special service conflict. Return Shipment FedEx Tag is not valid with Home Delivery Premium Evening.
847	Special service conflict. Return Shipment Voice Call Tag is not valid with Adult Signature.
848	Special service conflict. Return Shipment Voice Call Tag is not valid with Direct Signature.
849	Special service conflict. Return Shipment Voice Call Tag is not valid with Indirect Signature.
850	Special service conflict. Return Shipment Voice Call Tag is not valid with Home Delivery Premium Appointment.
851	Special service conflict. Return Shipment Voice Call Tag is not valid with Home Delivery Premium Date Certain.
852	Special service conflict. Return Shipment Voice Call Tag is not valid with Home Delivery Premium Evening.
853	Package {PACKAGE_INDEX} - An invalid weight was entered.
854	Package {PACKAGE_INDEX} - COD amount is not within the limits for this collection type.
855	Package {PACKAGE_INDEX} - COD collection amount is required and cannot be a negative value.
856	Package {PACKAGE_INDEX} - COD collection currency type is required and cannot be null.
860	Package {PACKAGE_INDEX} - Dimensions exceed length and girth limit allowed for the origin.
861	Package {PACKAGE_INDEX} - Dimensions exceed length limit allowed for the origin.
862	Package {PACKAGE_INDEX} - Dry Ice weight over limit of 2.5 Kg for destination.
863	Package {PACKAGE_INDEX} - Declared Value exceeds limit allowed.
864	Package {PACKAGE_INDEX} - Invalid dimensions have been entered.
865	Package {PACKAGE_INDEX} - Max Declared Value = \$1,000.

Code	Message
866	Package {PACKAGE_INDEX} - Max Declared Value = \$50,000.
867	Package {PACKAGE_INDEX} - Please select a valid Date Certain delivery date: {DATE_1}; {DATE_2}; {DATE_3}; {DATE_4}; {DATE_5}; {DATE_6}; {DATE_7}; {DATE_8}; {DATE_9}; {DATE_10}; {DATE_11}.
868	Package {PACKAGE_INDEX} - Weight exceeds limit allowed for the origin.
869	Package {PACKAGE_INDEX} - E-mail Notification Aggregate cannot be entered at the package level.
870	Package {PACKAGE_INDEX} - Transborder Distribution cannot be entered at the package level.
871	Transborder Distribution is not allowed with the service selected.
872	Package {PACKAGE_INDEX} - Dry Ice weight (in kilograms) is required and cannot be a negative value with Dry Ice special service.
873	Package {PACKAGE_INDEX} - Dry Ice weight is required and cannot be null.
875	Package {PACKAGE_INDEX} - Accessible Dangerous Goods is not allowed with the service selected.
876	Package {PACKAGE_INDEX} - Inaccessible Dangerous Goods is not allowed with the service selected.
877	Package {PACKAGE_INDEX} - Accessible Dangerous Goods is not allowed.
878	Package {PACKAGE_INDEX} - Adult Signature is not allowed.
879	Package {PACKAGE_INDEX} - Appointment Delivery is not allowed.
880	Broker Select Option is not allowed for the origin/destination pair.
881	Package {PACKAGE_INDEX} - Cut Flowers is not allowed.
882	Package {PACKAGE_INDEX} - Direct Signature is not allowed.
883	Package {PACKAGE_INDEX} - Dry Ice is not allowed.
884	Package {PACKAGE_INDEX} - Hold At Location is not allowed.
885	Package {PACKAGE_INDEX} - Hold Saturday is not allowed.
886	Package {PACKAGE_INDEX} - Inaccessible Dangerous Goods is not allowed.
887	Package {PACKAGE_INDEX} - Indirect Signature is not allowed.
888	Package {PACKAGE_INDEX} - Intl Controlled Export Service is not allowed.
889	Package {PACKAGE_INDEX} - Intl Mail Service is not allowed.
890	Package {PACKAGE_INDEX} - Piece Count Verification is not allowed.
891	Package {PACKAGE_INDEX} - Saturday Delivery is not allowed.

Code	Message
892	Package {PACKAGE_INDEX} - Special service conflict.
893	Third Party Consignee is not allowed.
894	Package {PACKAGE_INDEX} - Third Party Consignee is not allowed.
895	Special service conflict. Priority Alert is not valid with Return Shipment E-mail Label.
896	Special service conflict. COD is not valid with Return Shipment E-mail Label.
897	Special service conflict. COD Remittance is not valid with Return Shipment E-mail Label.
898	Dry Ice package count is required and cannot be a negative value.
899	Appointment Delivery is not allowed with the service selected.
900	Home Delivery Premium is not allowed with the service selected.
901	Piece Count Verification is not allowed with the service selected.
902	Package {PACKAGE_INDEX} - COD Remittance is not allowed with the service selected.
903	Package {PACKAGE_INDEX} - Cut Flowers is not allowed with the service selected.
904	Package {PACKAGE_INDEX} - Hold At Location is not allowed with the service selected.
905	Package {PACKAGE_INDEX} - Hold Saturday is not allowed with the service selected.
907	Package {PACKAGE_INDEX} - Inside Delivery is not allowed with the service selected.
909	Package {PACKAGE_INDEX} - Inside Pickup is not allowed with the service selected.
910	Package {PACKAGE_INDEX} - Intl Controlled Export Service is not allowed with the service selected.
911	Package {PACKAGE_INDEX} - Intl Mail Service is not allowed with the service selected.
912	Package {PACKAGE_INDEX} - Priority Alert is not allowed with the service selected.
913	Package {PACKAGE_INDEX} - Saturday Delivery is not allowed with the service selected.
915	Package {PACKAGE_INDEX} - Saturday Pickup is not allowed with the service selected.
916	Package {PACKAGE_INDEX} - Third Party Consignee is not allowed with the service selected.
917	Package {PACKAGE_INDEX} - Transborder Distribution is not allowed with the service selected.
918	Package {PACKAGE_INDEX} - Package is too large.
919	Broker Select Option is not allowed with the service selected.

Code	Message
920	Special service conflict. Inside Delivery is not valid with Hold At Location.
922	Hold At Location is not allowed with Residential Delivery.
924	Package count cannot be zero or a negative value.
925	Package count cannot be less than the amount of packages entered.
926	Invalid drop off type for service selected.
927	Package {PACKAGE_INDEX} - Envelope weight over limit. Upgrade Packaging.
928	Invalid currency type for validation. Only USD or CAD is allowed.
929	Dangerous Goods must be entered on all packages.
930	The Dangerous Goods type cannot be different across packages.
931	Signature Option must be entered on all packages.
932	Dry Ice cannot be entered at the shipment level.
933	CommitmentRequest object cannot be null.
934	Package {PACKAGE_INDEX} - Dimensions exceed height limit allowed for the destination.
935	Package {PACKAGE_INDEX} - Dimensions exceed height limit allowed for the origin.
936	Package {PACKAGE_INDEX} - Dimensions exceed length and girth limit allowed for the destination.
937	Package {PACKAGE_INDEX} - Dimensions exceed length limit allowed for the destination.
938	Package {PACKAGE_INDEX} - Weight exceeds limit allowed for the destination.
939	Service {SERVICE_TYPE} is invalid.
940	East Coast Special is not allowed.
941	East Coast Special is not allowed with the service selected.
942	Package {PACKAGE_INDEX} - East Coast Special cannot be entered at the package level.
943	Package {PACKAGE_INDEX} - East Coast Special is not allowed.
944	Package {PACKAGE_INDEX} - East Coast Special is not allowed with the service selected.
946	RequestedShipment object cannot be null.
947	The ship date is required. Format is YYYY-MM-DDThh:mm:ssTZD.

Code	Message
948	RequestedPackage object cannot be null or empty.
949	customsClearanceDetail object cannot be null.
950	Broker Address object cannot be null.
951	Broker city, postal code or location must be provided.
952	The length of the broker postal code exceeds the limit of 9 characters.
953	The length of the broker state or province exceeds the limit of 2 characters.
954	The length of the broker country exceeds the limit of 2 characters.
955	The length of the broker location exceeds the limit of 5 characters.
956	Commodity object cannot be null.
957	Commodity {COMMODITY_INDEX} - Commodity is required.
958	Commodity {COMMODITY_INDEX} - Customs value is invalid.
959	Commodity {COMMODITY_INDEX} - Customs value currency type is required and must be three characters.
960	Total packages cannot exceed 99 for FedEx Ground Tag.
961	Customs Value currency type must be the same for all packages.
963	Commodity {COMMODITY_INDEX} - Number of pieces is required and cannot be a negative value or exceed 9,999.
964	An invalid or null RequestedPackageDetailType was entered.
965	Currency type for Declared Value is required.
966	Dimensions exceed height limit allowed for the destination.
967	Dimensions exceed height limit allowed for the origin.
968	Dimensions exceed height limit allowed.
969	Dimensions exceed length and girth limit allowed for the destination.
970	Dimensions exceed length and girth limit allowed for the origin.
971	Dimensions exceed length limit allowed for the destination.
972	Dimensions exceed length limit allowed for the origin.
973	Only "IN" and "CM" are valid values for LinearUnits.

Code	Message
974	Only "LB" and "KG" are valid values for WeightUnits.
975	Weight below minimum requirement.
976	Weight exceeds limit allowed for the destination.
977	Weight exceeds limit allowed for the origin.
978	Weight object cannot be null.
979	CarrierCodeType {OPERATING_COMPANY} is invalid or not supported.
980	Destination city is invalid.
981	Origin city is invalid.
982	Service {SERVICE_TYPE} is not allowed for the destination.
983	Service {SERVICE_TYPE} is not allowed for the origin.
984	Commodity {COMMODITY_NAME} is invalid.
985	Commodity {COMMODITY_NAME} is not allowed.
986	Declared Value cannot be a negative value.
987	Package {PACKAGE_INDEX} - Declared Value cannot be a negative value.
988	Dangerous goods accessibility type is invalid.
989	Dangerous goods accessibility type is required and cannot be null.
992	VACS and Country Service System Error.
1200	Package {PACKAGE_INDEX}-{SPECIAL_SERVICE_TYPE} is not allowed for the origin.
1201	SPECIAL_SERVICE_TYPE is not allowed.
1305	Total packages cannot exceed the limit of {NUMBER}.
2006	FedEx Ground and FedEx Home Delivery shipments may require one additional day in transit to your destination zip code.
2007	FedEx Home Delivery Saturday service is not available to destination zip code.
2008	Money Back Guarantee is not eligible for this pick up/delivery postal/zip code.
2010	The origin state/province code has been changed.
2011	The destination state/province code has been changed.

Code	Message
2013	The origin country code has been changed.
2014	The destination country code has been changed.
2017	The country's default routing code was used for the origin.
2018	The routing code was derived from the postal code for the origin.
2019	The routing code was derived from the city for the origin.
2020	Service was validated at the country level, but might not be valid for the actual intended city for the origin.
2021	Service was not fully validated since the country level information could not be determined for the origin.
2022	Origin is routed through another country.
2023	Commitment cannot be obtained for service {SERVICE_TYPE}. {CODE}.
2024	The country's default routing code was used for the destination.
2025	The routing code was derived from the postal code for the destination.
2026	The routing code was derived from the city for the destination.
2027	Service was validated at the country level, but might not be valid for the actual intended city for the destination.
2028	Service was not fully validated since the country level information could not be determined for the destination.
2029	Destination is routed through another country.
2030	The service option type {SERVICE_OPTION_TYPE} was ignored because it was incompatible with the original request.
2031	Special service {SPECIAL_SERVICE_TYPE} was ignored since it is not relevant to the PMIS request.
2032	The shipdate has been changed for commitment purposes.
2055	The service is not allowed for the origin.
2056	{SPECIAL_SERVICE_TYPE} is not allowed for the origin.
8265	The service is not allowed for the origin.
8348	Package {PACKAGE_INDEX}-{SPECIAL_SERVICE_TYPE} is not allowed for the origin.
8355	{SPECIAL_SERVICE_TYPE} is not allowed for the origin.
9000	Failed to connect to WebLogic at <URL> - Please make sure the URL is correct and the server is running.

Code	Message
9001	Notification not found in reply class: [class_name] returned by method: [method_name] - returning null.
9002	Notification array not found in reply class: [class_name] returned by method: [method_name] - returning null.
9003	Failed to create reply class <class_name> for called method: [method_name]. Exception: [exception_text]. Cause: [cause_text N/A].
9004	Remote EJB method: <method_name> not called. Unable to create the remote bean. Exception: <exception_text>. Cause: <cause_text>.
9005	Service <interface_name> is busy, max [connect invoke] limit reached: <max_value>.
9006	Unable to invoke method: <method_name>. Service is currently unavailable.
9999	Remote EJB method: <name> failed. Exception: <message_text>. Cause: <cause_text>.

Dangerous Goods Data Service and List Detail Service Error Messages

Table 263. Dangerous Goods Data Service and List Detail Error Messages

Code	Message
1000	Unable to process request. Please try again later.
1001	Unexpected reply from service.
2002	Invalid Ship Date.
2003	Invalid service type.
2004	Invalid origin address.
2005	Invalid origin country code.
2006	Invalid destination address.
2007	Missing or invalid tracking number.
2008	Invalid destination country code.
2009	Upload ID not unique for all tracking numbers.
2010	Dangerous goods data for tracking number {TRACKING_NUMBER} not found.
2014	DeleteDangerousGoodsHandlingUnitRequest cannot be null.
2015	Invalid Upload ID.
2016	Invalid Handling unit group ID.
2017	Tracking number {TRACKING_NUMBER} not found.

Code	Message
2018	Meter number and account number do not match.
2019	Tracking number {TRACKING_NUMBER} is in delete status.
2020	DeleteDangerousGoodsRequest cannot be null.
2021	ModifyDangerousGoodsHandlingUnitRequest cannot be null.
2022	uploadId is confirmed or deleted. Unable to modify dangerous goods shipment.
2023	Previously uploaded tracking number {TRACKING_NUMBER} is not in your request.
2024	ModifyDangerousGoodsShipmentRequest cannot be null.
2025	ServiceType or CarrierCode required.
2026	Invalid CarrierCode.
2027	Carrier code does not match uploaded dangerous goods data.
2028	Handling unit tracking ID do not apply to this shipment.
2029	Master tracking number does not apply to this shipment.
2030	Master tracking number does not match previously uploaded mater tracking number.
2031	uploadId is confirmed or deleted. Unable to modify dangerous goods shipment.
2032	RetrieveDangerousGoodsRequest cannot be null.
2033	AddDangerousGoodsShipmentRequest cannot be null.
2034	Duplicate or invalid handling unit group ID.
2035	Handling unit count exceeds limit.
2036	Tracking number units exceed the number of handling units.
2037	Duplicate tracking number {TRACKING_NUMBER} in request.
2038	ValidateDangerousGoodsRequest cannot be null.
2039	UploadDangerousGoodsRequest cannot be null.
2040	Your shipment is not allowed because prior authorization by FedEx is needed to ship {UN_ID}. If you have any questions, please call your local FedEx customer service.
2041	Your shipment is not allowed because of dangerous goods or dry ice violations involving {UN_ID}. If you have any questions, please call your local FedEx customer service.
2042	Your account has dangerous goods, hazardous materials or dry ice violations involving {UN_ID}. Your account could be disabled for this service if any further violations occur. If you have any questions, please call your local FedEx customer service.
2044	Master tracking number is required.

Code	Message
2045	ListDangerousGoodsRequest cannot be null.
2046	uploadId is confirmed. Unable to delete handling units.
2047	The number of dangerous goods packages/handling units supported may vary across shipping platforms. Please verify the maximum allowed before shipping.
2048	uploadId is confirmed or deleted. Unable to add handling units.
2049	Handling unit group description cannot exceed 256 characters.
2050	Your Origin Country Code does not match the previously uploaded dangerous goods information.
2052	Your Destination Country code does not match the previously uploaded dangerous goods information.
2054	Your service type is inconsistent with the previously uploaded dangerous goods information.
2056	Your ship date cannot be earlier than the previously uploaded Dangerous Goods ship date.
2058	shipmentDetail cannot be null.
2059	handlingUnitGroups cannot be null.
2060	In order to ship {UN_ID}, please set the {SUPPLEMENTAL_FIELD} to have a value of {REQUIRED_VALUE}. If you have any questions, please call your local FedEx customer service.
2063	Tracking number {TRACKING_NUMBER} is not eligible for Automation shipping.
5000	Request failed due to Dangerous Goods validation error
5001	ID type is required for commodity {COMMODITY_INDEX} within container group {CONTAINER_GROUP_INDEX} within handling unit group {HANDLING_UNIT_GROUP_INDEX}.
5002	UN ID is required for commodity {COMMODITY_INDEX} within container group {CONTAINER_GROUP_INDEX} within handling unit group {HANDLING_UNIT_GROUP_INDEX}.
5003	Invalid packing group for commodity {COMMODITY_INDEX} within container group {CONTAINER_GROUP_INDEX} within handling unit group {HANDLING_UNIT_GROUP_INDEX}.
5004	The packing group does not match the selected UN ID for commodity {COMMODITY_INDEX} within container group {CONTAINER_GROUP_INDEX} within handling unit group {HANDLING_UNIT_GROUP_INDEX}.
5005	Aircraft category type is required for commodity {COMMODITY_INDEX} within container group {CONTAINER_GROUP_INDEX} within handling unit group {HANDLING_UNIT_GROUP_INDEX}.
5006	Aircraft category type is invalid for commodity {COMMODITY_INDEX} within container group {CONTAINER_GROUP_INDEX} within container group handling unit group {HANDLING_UNIT_GROUP_INDEX}.
5007	Proper shipping name is invalid for commodity {COMMODITY_INDEX} within container group {CONTAINER_GROUP_INDEX} within handling unit group {HANDLING_UNIT_GROUP_INDEX}.

Code	Message
5008	Proper shipping name is required for commodity {COMMODITY_INDEX} within container group {CONTAINER_GROUP_INDEX} within handling unit group {HANDLING_UNIT_GROUP_INDEX}.
5009	Commodity {COMMODITY_INDEX} within container group {CONTAINER_GROUP_INDEX} within handling unit group {HANDLING_UNIT_GROUP_INDEX} is not allowed, because it contains the text '{DISALLOWED_TEXT}' in the proper shipping name.
5010	The qualifying word "{QUALIFYING_WORD}" is not allowed with commodity {COMMODITY_INDEX} within container group {CONTAINER_GROUP_INDEX} within handling unit group {HANDLING_UNIT_GROUP_INDEX}.
5011	Qualifying word "{QUALIFYING_WORD}" already exists in the proper shipping name for commodity {COMMODITY_INDEX} within container group {CONTAINER_GROUP_INDEX} within handling unit group {HANDLING_UNIT_GROUP_INDEX}.
5012	The qualifying word "{QUALIFYING_WORD}" cannot be combined with the proper shipping name for commodity {COMMODITY_INDEX} within container group {CONTAINER_GROUP_INDEX} within handling unit group {HANDLING_UNIT_GROUP_INDEX}.
5013	Technical name is required for commodity {COMMODITY_INDEX} within container group {CONTAINER_GROUP_INDEX} within handling unit group {HANDLING_UNIT_GROUP_INDEX}.
5014	Technical name exceeds maximum length for commodity {COMMODITY_INDEX} within container group {CONTAINER_GROUP_INDEX} within handling unit group {HANDLING_UNIT_GROUP_INDEX}.
5015	Technical name cannot be the same as the proper shipping name for commodity {COMMODITY_INDEX} within container group {CONTAINER_GROUP_INDEX} within handling unit group {HANDLING_UNIT_GROUP_INDEX}.
5016	Commodity {COMMODITY_INDEX} within container group {CONTAINER_GROUP_INDEX} within handling unit group {HANDLING_UNIT_GROUP_INDEX} is not allowed, because it contains the word '{DISALLOWED_TEXT}' in the technical name.
5017	Primary class is required for commodity {COMMODITY_INDEX} within container group {CONTAINER_GROUP_INDEX} within handling unit group {HANDLING_UNIT_GROUP_INDEX}.
5018	Primary class does not match the selected UN ID for commodity {COMMODITY_INDEX} within container group {CONTAINER_GROUP_INDEX} within handling unit group {HANDLING_UNIT_GROUP_INDEX}.
5019	Subsidiary Class does not match the selected UN ID for commodity {COMMODITY_INDEX} within container group {CONTAINER_GROUP_INDEX} within handling unit group {HANDLING_UNIT_GROUP_INDEX}.
5020	Percentage is invalid for commodity {COMMODITY_INDEX} within container group {CONTAINER_GROUP_INDEX} within handling unit group {HANDLING_UNIT_GROUP_INDEX}.
5021	Percentage is not within limits for commodity {COMMODITY_INDEX} within container group {CONTAINER_GROUP_INDEX} within handling unit group {HANDLING_UNIT_GROUP_INDEX}.
5022	Quantity amount cannot exceed allowable limits for commodity {COMMODITY_INDEX} within container group {CONTAINER_GROUP_INDEX} within handling unit group {HANDLING_UNIT_GROUP_INDEX}.

Code	Message
5023	The quantity units do not match the selected UN ID for commodity {COMMODITY_INDEX} within container group {CONTAINER_GROUP_INDEX} within handling unit group {HANDLING_UNIT_GROUP_INDEX}.
5025	The quantity amount for inner receptacles is required for commodity {COMMODITY_INDEX} within container group {CONTAINER_GROUP_INDEX} within handling unit group {HANDLING_UNIT_GROUP_INDEX}.
5026	The quantity units for inner receptacles are required for commodity {COMMODITY_INDEX} within container group {CONTAINER_GROUP_INDEX} within handling unit group {HANDLING_UNIT_GROUP_INDEX}.
5027	The quantity units for inner receptacles are invalid for commodity {COMMODITY_INDEX} within container group {CONTAINER_GROUP_INDEX} within handling unit group {HANDLING_UNIT_GROUP_INDEX}.
5029	The quantity amount for inner receptacles exceeds limited quantities amount for commodity {COMMODITY_INDEX} within container group {CONTAINER_GROUP_INDEX} within handling unit group {HANDLING_UNIT_GROUP_INDEX}.
5030	The quantity units for inner receptacles do not match ADR regulations for commodity {COMMODITY_INDEX} within container group {CONTAINER_GROUP_INDEX} within handling unit group {HANDLING_UNIT_GROUP_INDEX}.
5031	Net explosive classification type, amount and units are required for commodity {COMMODITY_INDEX} within container group {CONTAINER_GROUP_INDEX} within handling unit group {HANDLING_UNIT_GROUP_INDEX}.
5032	The primary class is not valid with net explosive detail for commodity {COMMODITY_INDEX} within container group {CONTAINER_GROUP_INDEX} within handling unit group {HANDLING_UNIT_GROUP_INDEX}.
5033	Net explosive amount must be greater than zero for commodity {COMMODITY_INDEX} within container group {CONTAINER_GROUP_INDEX} within handling unit group {HANDLING_UNIT_GROUP_INDEX}.
5034	Net explosive amount must be less than or equal to the associated quantity amount for commodity {COMMODITY_INDEX} within container group {CONTAINER_GROUP_INDEX} within handling unit group {HANDLING_UNIT_GROUP_INDEX}.
5035	Net explosive units must be provided in grams or kilograms for commodity {COMMODITY_INDEX} within container group {CONTAINER_GROUP_INDEX} within handling unit group {HANDLING_UNIT_GROUP_INDEX}.
5036	Net explosive classification type is invalid for commodity {COMMODITY_INDEX} within container group {CONTAINER_GROUP_INDEX} within handling unit group {HANDLING_UNIT_GROUP_INDEX}.
5037	Quantity units must be provided in grams or kilograms for commodity {COMMODITY_INDEX} within container group {CONTAINER_GROUP_INDEX} within handling unit group {HANDLING_UNIT_GROUP_INDEX}.
5038	Radionuclide is not allowed for commodity {COMMODITY_INDEX} within container group {CONTAINER_GROUP_INDEX} within handling unit group {HANDLING_UNIT_GROUP_INDEX}.
5039	Radionuclide is required for commodity {COMMODITY_INDEX} within container group {CONTAINER_GROUP_INDEX} within handling unit group {HANDLING_UNIT_GROUP_INDEX}.
5040	Radioactive commodity's activity value is invalid for commodity {COMMODITY_INDEX} within container group {CONTAINER_GROUP_INDEX} within handling unit group {HANDLING_UNIT_GROUP_INDEX}.

Code	Message
5041	Radioactive commodity's activity unit of measure is invalid for commodity {COMMODITY_INDEX} within container group {CONTAINER_GROUP_INDEX} within handling unit group {HANDLING_UNIT_GROUP_INDEX}.
5042	Physical form is not specified or invalid for commodity {COMMODITY_INDEX} within container group {CONTAINER_GROUP_INDEX} within handling unit group {HANDLING_UNIT_GROUP_INDEX}.
5043	Chemical form is not specified or is invalid for commodity {COMMODITY_INDEX} within container group {CONTAINER_GROUP_INDEX} within handling unit group {HANDLING_UNIT_GROUP_INDEX}.
5044	The maximum number of radionuclides is exceeded for commodity {COMMODITY_INDEX} within container group {CONTAINER_GROUP_INDEX} within handling unit group {HANDLING_UNIT_GROUP_INDEX}.
5045	Radionuclide is invalid for commodity {COMMODITY_INDEX} within container group {CONTAINER_GROUP_INDEX} within handling unit group {HANDLING_UNIT_GROUP_INDEX}.
5046	Special provision is not allowed for commodity {COMMODITY_INDEX} within container group {CONTAINER_GROUP_INDEX} within handling unit group {HANDLING_UNIT_GROUP_INDEX}.
5047	Special provision "{SPECIAL_PROVISION}" is not accepted for carriage for commodity {COMMODITY_INDEX} within container group {CONTAINER_GROUP_INDEX} within handling unit group {HANDLING_UNIT_GROUP_INDEX}.
5048	The authorization is missing the competent authority information for commodity {COMMODITY_INDEX} within container group {CONTAINER_GROUP_INDEX} within handling unit group {HANDLING_UNIT_GROUP_INDEX}.
5049	Authorization information exceeds maximum length for commodity {COMMODITY_INDEX} within container group {CONTAINER_GROUP_INDEX} within handling unit group {HANDLING_UNIT_GROUP_INDEX}.
5050	Commodity {COMMODITY_INDEX} within container group {CONTAINER_GROUP_INDEX} within handling unit {HANDLING_UNIT_GROUP_INDEX} is not allowed with other commodities in this handling unit per FedEx restrictions.
5051	Commodity {COMMODITY_INDEX} within container group {CONTAINER_GROUP_INDEX} cannot be combined with commodity {COMMODITY_INDEX2} within container group {CONTAINER_GROUP_INDEX2} in handling unit group {HANDLING_UNIT_GROUP_INDEX}.
5052	Commodity {COMMODITY_INDEX} within container group {CONTAINER_GROUP_INDEX} within handling unit {HANDLING_UNIT_GROUP_INDEX} is not allowed per FedEx restrictions.
5053	Packing instructions are required for commodity {COMMODITY_INDEX} within container group {CONTAINER_GROUP_INDEX} within handling unit group {HANDLING_UNIT_GROUP_INDEX}.
5054	The packing instructions do not match the selected UN ID for commodity {COMMODITY_INDEX} within container group {CONTAINER_GROUP_INDEX} within handling unit group {HANDLING_UNIT_GROUP_INDEX}.
5055	Chemical form exceeds maximum length for commodity {COMMODITY_INDEX} within container group {CONTAINER_GROUP_INDEX} within handling unit group {HANDLING_UNIT_GROUP_INDEX}.
5056	Quantity amount must be greater than zero for commodity {COMMODITY_INDEX} within container group {CONTAINER_GROUP_INDEX} within handling unit group {HANDLING_UNIT_GROUP_INDEX}.

Code	Message
5057	Commodity {COMMODITY_INDEX} within container group {CONTAINER_GROUP_INDEX} within handling unit group {HANDLING_UNIT_GROUP_INDEX} is not allowed according to the country regulations.
5058	No rows match the request for commodity {COMMODITY_INDEX} within container group {CONTAINER_GROUP_INDEX} within handling unit group {HANDLING_UNIT_GROUP_INDEX}.
5059	Container type is not specified for container group {CONTAINER_GROUP_INDEX} within handling unit group {HANDLING_UNIT_GROUP_INDEX}.
5060	Container type is not valid for container group {CONTAINER_GROUP_INDEX} within handling unit group {HANDLING_UNIT_GROUP_INDEX}.
5061	Commodity count exceeds allowed limit for container group {CONTAINER_GROUP_INDEX} within handling unit group {HANDLING_UNIT_GROUP_INDEX}.
5062	The container attribute type ALL_PACKED_IN_ONE is required for container group {CONTAINER_GROUP_INDEX} within handling unit group {HANDLING_UNIT_GROUP_INDEX}.
5063	Container group {CONTAINER_GROUP_INDEX} within handling unit group {HANDLING_UNIT_GROUP_INDEX} is declared as ALL_PACKED_IN_ONE but does not have multiple commodities within in it.
5064	Q-Value exceeds limit for container group {CONTAINER_GROUP_INDEX} within handling unit group {HANDLING_UNIT_GROUP_INDEX}.
5065	At least one commodity is required for container group {CONTAINER_GROUP_INDEX} within handling unit group {HANDLING_UNIT_GROUP_INDEX}.
5066	The number of containers cannot exceed 1 for Ground within handling unit group {HANDLING_UNIT_GROUP}.
5067	At least one container is required within handling unit group {HANDLING_UNIT_GROUP_INDEX}.
5068	Radioactive details are required for handling unit group {HANDLING_UNIT_GROUP}.
5069	Transport index is not within limits for handling unit group {HANDLING_UNIT_GROUP_INDEX}.
5070	Surface reading is not within limits for handling unit group {HANDLING_UNIT_GROUP_INDEX}.
5071	Critical safety index is not within limits for handling unit group {HANDLING_UNIT_GROUP_INDEX}.
5072	Radioactive label type is invalid for handling unit group {HANDLING_UNIT_GROUP_INDEX}.
5073	Transport index is not within limits for handling unit group {HANDLING_UNIT_GROUP_INDEX}.
5074	Container count exceeds allowed limit for handling unit group {HANDLING_UNIT_GROUP_INDEX}.
5075	Signatory contact name is required.
5076	Signatory Title is required.
5077	Signatory Place is required.
5078	The phone number for infectious substance responsible contact is required.
5079	Emergency contact number is required.

Code	Message
5080	Emergency contact number is invalid.
5081	At least one handling unit is required.
5082	A dangerous goods regulation is not supported for this shipment.
5083	The regulation data for the ship date requested is not loaded.
5084	Additional handling exceeds maximum length.
5085	Technical name is not required for commodity {COMMODITY_INDEX} within container group {CONTAINER_GROUP_INDEX} within handling unit group {HANDLING_UNIT_GROUP_INDEX}.
5086	Aircraft category type {AIRCRAFT_CATEGORY_TYPE_INDEX} is not allowed with special provision {SPECIAL_PROVISION} for commodity {COMMODITY_INDEX} within container group {CONTAINER_GROUP_INDEX} within handling unit group {HANDLING_UNIT_GROUP_INDEX}.
5087	Q-value does not match the calculated value for container group {CONTAINER_GROUP_INDEX} within handling unit group {HANDLING_UNIT_GROUP_INDEX}.
5088	ID type does not match the selected UN ID for commodity {COMMODITY_INDEX} within container group {CONTAINER_GROUP_INDEX} within handling unit group {HANDLING_UNIT_GROUP_INDEX}.
5089	The quantity units are invalid for commodity {COMMODITY_INDEX} within container group {CONTAINER_GROUP_INDEX} within handling unit group {HANDLING_UNIT_GROUP_INDEX}.
5090	The quantity amount may not exceed 9,999 for commodity {COMMODITY_INDEX} within container group {CONTAINER_GROUP_INDEX} within handling unit group {HANDLING_UNIT_GROUP_INDEX}.
5091	Offeror is required.
5092	The qualifying word cannot precede the proper shipping name for commodity {COMMODITY_INDEX} within container group {CONTAINER_GROUP_INDEX} within handling unit group {HANDLING_UNIT_GROUP_INDEX}.
5093	In order to ship {UN_ID}, please set the {SUPPLEMENTAL_FIELD} to have a value of {REQUIRED_VALUE}. If you have any questions, please call your local FedEx customer service.
5094	In order to ship dangerous goods to this country, please set the {SUPPLEMENTAL_FIELD} to have a value of {REQUIRED_VALUE}. If you have any questions, please call your local FedEx customer service.
5095	The uploaded dangerous goods data is no longer valid for tracking number {TRACKING_NUMBER}. Please update the dangerous goods data and re-ship.
5096	Gross Weight exceeds maximum allowable range for container group {CONTAINER_GROUP_INDEX} within handling unit group {HANDLING_UNIT_GROUP_INDEX}.
5097	The gross weight units are invalid for container group {CONTAINER_GROUP_INDEX} within handling unit group {HANDLING_UNIT_GROUP_INDEX}.
5098	Gross Weight is required within container {CONTAINER_GROUP_INDEX} within handling unit group {HANDLING_UNIT_GROUP_INDEX}.

Code	Message
5099	Gross Weight amount cannot exceed allowable limits for container group {CONTAINER_GROUP_INDEX} within handling unit group {HANDLING_UNIT_GROUP_INDEX}.
5100	The Sum of All Net Quantities of commodities within container{CONTAINER_GROUP_INDEX} within handling unit {HANDLING_UNIT_GROUP_INDEX} cannot be greater than the Container Weight.
5101	Please ensure all commodities are within allowable limits. Commodity limits cannot be validated against container gross weight as at least one commodity within container {CONTAINER_GROUP_INDEX} within handling unit {HANDLING_UNIT_GROUP_INDEX} has unit of measure in volume.

Rate Service Error Messages

Table 264. Rate Service Error Messages

Code	Message
149	For commodity {COMMODITY_INDEX} within container {CONTAINER_INDEX} within package {PACKAGE_INDEX} the NetExplosiveDetail type, amount and units are required.
150	The hazard class is not valid with the NetExplosiveDetail information for commodity {COMMODITY_INDEX} within Container {CONTAINER_INDEX} within package {PACKAGE_INDEX}.
151	The NetExplosiveDetail amount must be greater than zero for commodity {COMMODITY_INDEX} within container {CONTAINER_INDEX} within package {PACKAGE_INDEX}.
152	For commodity {COMMODITY_INDEX} within container {CONTAINER_INDEX} within package {PACKAGE_INDEX} the Net Explosive amount must be less than or equal to the associated quantity amount.
153	NetExplosiveDetail units must be g or kg for commodity {COMMODITY_INDEX} within container {CONTAINER_INDEX} within package {PACKAGE_INDEX}.
154	NetExplosiveDetail type is invalid for commodity {COMMODITY_INDEX} within container {CONTAINER_INDEX} within package {PACKAGE_INDEX}.
155	Quantity units must be provided in g or kg for commodity {COMMODITY_INDEX} within container {CONTAINER_INDEX} within package {PACKAGE_INDEX}.
156	The hazard class derived from regulation data is not valid with Net Explosive Detail for commodity {COMMODITY_INDEX} within container {CONTAINER_INDEX} within package {PACKAGE_INDEX}.
200	Rating is temporarily unavailable, please try again later.
275	RateRequest object cannot be null.
300	Package {PACKAGE_INDEX} - Group package count must be at least a value of 1.
301	Add COD transportation charges cannot be calculated when groupPackageCount is greater than 1.
302	Variable handling cannot be calculated when groupPackageCount is greater than 1.
303	Requested shipment package count did not match the number of requested package line item objects; package count was changed to the number of requested package line item objects.
304	Requested shipment package count did not match the summed total of group package count values; the summed total of group package count values was used to rate.
305	Extra Labor duration is missing or invalid.
306	Extra Labor is not allowed for the destination.
307	Extra Labor is only allowed for Freight Services.

Code	Message
308	Origin service area is {SERVICE_AREA_CODE}. Add 1 - 2 business days to commitment for pickup from customer's door.
309	Destination service area is {SERVICE_AREA_CODE}. Add 1 - 2 business days to commitment for delivery to customer's door.
310	Origin service area is {SERVICE_AREA_CODE_1}. Add 1 - 2 business days to commitment for pickup from customer's door. Destination service area is {SERVICE_AREA_CODE_2}. Add 1 - 2 business days to commitment for delivery to customer's door.
311	Quote number is required, and cannot be null or empty.
312	Rate quote number {RATE_QUOTE_NUMBER} could not be found.
313	The requested {ORIGIN_OR_DESTINATION} country is not supported for estimated duties and taxes.
314	Estimated duties and taxes are only valid for international requests.
315	Estimated duties and taxes are not yet supported for FedEx Ground multiple piece shipments.
316	The harmonized code for the commodity at array index {COMMODITY_INDEX} is missing or invalid; estimated duties and taxes were not returned.
317	Destination state or province code is missing or invalid; estimated duties and taxes were not returned.
318	The additionalMeasures array is missing or invalid for the commodity at array index {COMMODITY_INDEX}, Estimated duties and taxes were not returned.
319	The customs value for the commodity at array index {COMMODITY_INDEX} is missing or invalid; estimated duties and taxes were not returned.
320	Insurance charge is missing or invalid; estimated duties and taxes were not returned.
321	EdtRequestType is invalid; estimated duties and taxes were not returned.
322	Country of manufacture is missing or invalid for the commodity at array index {COMMODITY_INDEX}; estimated duties and taxes were not returned.
323	Origin city name is required.
324	Origin state code is required.
325	Destination city name is required.
326	Destination state code is required.
327	There are no valid Freight services available.
328	Invalid origin state code.
329	Invalid destination state code.
330	Ancillary endorsement type must be ADDRESS_CORRECTION or RETURN_SERVICE for PRESORTED_STANDARD SmartPost shipment with USPS_DELIVERY_CONFIRMATION.

Code	Message
331	Ship date cannot be Saturday, Sunday or Holiday.
332	The weight, quantity or quantityUnits fields are invalid for the commodity at array index {COMMODITY_INDEX}; estimated duties and taxes were not returned.
333	The exciseConditions array is missing or invalid for the commodity at array index {COMMODITY_INDEX}; estimated duties and taxes were not returned.
334	One or more commodities were missing required details, estimated duties and taxes not returned for those commodities.
335	Rate request type {RATE_REQUEST_TYPE} was ignored because it is incompatible with the request.
336	Freight shipment line item {FREIGHT_SHIPMENT_LINE_ITEM} - Weight unit of measure is missing or invalid.
337	Freight shipment line item {FREIGHT_SHIPMENT_LINE_ITEM} - Dimension unit of measure invalid or missing.
338	Rating is temporarily unavailable for one or more Freight services. Available rates were returned; please try again later for a complete list.
339	The requested Freight Guaranteed date is not available. Please contact customer service at {PHONE_NUMBER} for available dates.
340	The requested Freight Guaranteed time is not available. Please contact customer service at {PHONE_NUMBER} for available times.
341	Package {PACKAGE_INDEX} - Minimum dimensions of {DIMENSIONS_VALUE_1} x {DIMENSIONS_VALUE_2} x {DIMENSIONS_VALUE_3} {DIMENSIONS_UNITS} must be entered for SmartPost.
342	Insured value exceeds limit of {CURRENCY_AMOUNT} {CURRENCY_TYPE}.
343	The coupon code {COUPON_CODE} entered is invalid.
344	Package {PACKAGE_INDEX} - Insured value exceeds limit of {CURRENCY_AMOUNT} {CURRENCY_TYPE}.
345	Customs Value exceeds limit of {CURRENCY_AMOUNT} {CURRENCY_TYPE}.
346	Package level variable handling charges cannot be calculated for FedEx Express non-US domestic shipments; only shipment-level values will be applied.
347	Freight shipment line item {FREIGHT_SHIPMENT_LINE_ITEM} -commodity description is required.
348	Invalid requested shipment variable handling rate element basis type.
349	Shipment dimensions {DIMENSIONS_FIELD} exceeds the maximum allowed of {DIMENSION_VALUE} {DIMENSION_UNIT}.
350	The shipment dimensions entered do not equal the sum of line item dimensions; sum of line item dimensions used to rate.
351	Invalid requested shipment variable handling rate type basis.
352	The requested rate type basis is not available; rate type basis {RATE_TYPE_BASIS} was used to calculate variable handling instead.

Code	Message
353	Freight shipment line item {FREIGHT_SHIPMENT_LINE_ITEM} - Dimensions {DIMENSIONS_FIELD} exceeds maximum allowed of {DIMENSION_VALUE} {DIMENSION_UNIT}.
354	Shipment dimensions unit of measure is missing or invalid.
355	Dimension unit of measure must be the same for all freight shipment line items.
356	Dimensions are required for intra-Mexico shipments.
357	The number of handling units entered does not equal the sum of line item pieces; sum of line item pieces used to rate.
359	Freight shipment line item {FREIGHT_SHIPMENT_LINE_ITEM} - the nmfcCode {NMFC_CODE} entered is invalid.
361	COD and/or DELIVERY_ON_ACCEPTANCE must be entered.
362	Physical packaging type is required for all freight shipment line items when the number of handling units is provided.
363	Package {PACKAGE_INDEX} - invalid variable handling rate element basis type.
364	Package {PACKAGE_INDEX} - invalid variable handling rate type basis.
365	The requested shipment variable handling fixed value did not have a corresponding currency code; the value was discarded.
366	Package {PACKAGE_INDEX} - the requested variable handling fixed value did not have a corresponding currency code; the value was discarded.
367	The combination of freight line items and shipment special services cannot exceed {NUMBER}.
368	Shipment special service type {SPECIAL_SERVICE_TYPE} - duration is missing or invalid.
369	FedEx Delivery Signature Option requested is not valid for this shipment.
370	Shipment special service type FLATBED_TRAILER requires at least one flatbed trailer option.
371	A FedEx Freight account number is required for shipment special service type Guaranteed Date.
372	Shipment special service type {SPECIAL_SERVICE_TYPE} - count is missing or invalid.
373	Invalid requested shipment variable handling charge detail; both a rate element basis type and a rate type basis are required when a percent value is specified.
374	Shipment special service type {SPECIAL_SERVICE_TYPE} - person days is missing or invalid.
375	Package {PACKAGE_INDEX} - Invalid variable handling charge detail; both a rate element basis type and a rate type basis are required when a percent value is specified.
376	Shipment special service type {SPECIAL_SERVICE_TYPE} - person hours is missing or invalid.
377	COD transportation charges were not calculated because the rate type basis cannot vary across packages.
378	Shipment special service type {SPECIAL_SERVICE_TYPE} - pallet count is missing or invalid.

Code	Message
379	COD transportation charges were not calculated because the charge basis type cannot vary across packages.
380	Shipment special service type {SPECIAL_SERVICE_TYPE} - piece count is missing or invalid.
381	COD transportation charges were not calculated because the charge basis level type cannot vary across packages.
382	Shipment special service type {SPECIAL_SERVICE_TYPE} - weight is missing or invalid.
383	The clearance location detail is required and cannot be null.
384	Shipment special service type {SPECIAL_SERVICE_TYPE} - weight unit of measure is missing or invalid.
385	Shipment special service type {SPECIAL_SERVICE_TYPE} - special equipment type is missing or invalid.
386	Shipment special service type {SPECIAL_SERVICE_TYPE} - weighing scale type is missing or invalid.
387	The recipient country is not supported by the clearance facility location.
388	The service type must match the consolidation type.
389	Total weight unit of measure is missing or invalid.
390	Weight unit of measure must be the same for all freight shipment line items.
391	Freight shipment line item {FREIGHT_SHIPMENT_LINE_ITEM} - Calculated dim volume does not match dim volume received.
392	The alternate address country is not supported by the clearance facility location.
393	Freight shipment line item {FREIGHT_SHIPMENT_LINE_ITEM} - Volume unit of measure is missing or invalid.
394	Preferred currency conversion for FedEx Express, FedEx Ground, and FedEx SmartPost is not supported at this time.
395	Preferred rates could not be returned because preferredCurrency was null or empty.
396	The returned rate types are in the requested preferred currency; preferred rates not returned.
397	One or more itemized discount amount could not be converted to the requested preferred currency, and was discarded.
398	Preferred currency conversion for FedEx Express, FedEx Ground, and FedEx SmartPost is temporarily unavailable, please try again later.
399	We are unable to provide an online rate quote for shipments to/from {LOCATION}. Please call Customer Service at {PHONE_NUMBER}.
400	Economy shipments to/from Mexico not available.
401	We apologize that service is not available for the selected points.
402	Economy shipments from Canada not available.

Code	Message
403	Shipments between Mexico and Puerto Rico not available.
404	This bill-to account cannot be used to obtain a rate quote for the originating zip/postal code. Please select a different bill-to account.
405	Guarantees not offered to/from Mexico.
406	Freezable and Perishable shipments not offered to/from Mexico.
407	COD is not applicable with Economy Guaranteed services.
408	Perishable/Protection from Freezing is not applicable with Economy Guaranteed services.
409	The special service {SPECIAL_SERVICE_TYPE} is not applicable for {SERVICE_TYPE}.
410	Consignee address information missing.
411	Consignee information missing.
412	Shipper address information missing.
413	Shipper information missing.
414	This shipment requires manual rating.
415	Only negotiated rates applicable for third party accounts.
416	Rate request type {RATE_REQUEST_TYPE} was invalid.
417	Shipment special service type {SPECIAL_SERVICE_TYPE} is invalid.
418	Pieces must be greater than or equal to zero.
419	Shipment special service type {SPECIAL_SERVICE_TYPE} - pallet weight must be greater than 0.
420	The recipient address provided does not match the account address.
421	Rating request is invalid due to missing required attributes.
422	Special service type {SPECIAL_SERVICE_TYPE} type {FREIGHT_GUARANTEE_TYPE} is not available for the origin/destination pair.
423	Value exceeds the maximum dollar amount {CURRENCY_AMOUNT} per {WEIGHT_UNITS}. Please contact Customer Service at {PHONE_NUMBER_1} (dialing from the U.S.) or {PHONE_NUMBER_2} (dialing from Mexico) for freight charges and excess coverage charge, if available.
424	We are unable to provide an online rate quote for this shipment. Please call Customer Service at {PHONE_NUMBER}.
425	The account number {ACCOUNT_NUMBER} entered for FedEx Freight Priority or FedEx Freight Economy could not be validated.
426	Shipment only fields are not allowed with this request type.

Code	Message
427	This shipment may qualify for CCD.
428	Invalid unit of measurement {UNIT_OF_MEASURE} for this shipment.
429	The account number {ACCOUNT_NUMBER} provided for service type {SERVICE_TYPE} is invalid.
430	Field {FIELD_NAME} exceeds the maximum length of {FIELD_LENGTH} positions.
431	Field {FIELD_NAME} exceeds the maximum length of {FIELD_LENGTH} positions.
432	Package special service type Dangerous Goods requires at least one hazardous commodity option type for Ground shipments.
433	Hazardous commodity option type was not one of the expected values.
434	Guaranteed Date service was applied to this shipment at no extra charge.
435	Total length or width of shipment exceeds the maximum allowed. Please contact our Truckload Management Services team at {PHONE_NUMBER}.
436	Freight shipment line item {FREIGHT_SHIPMENT_LINE_ITEM} - total length or width of shipment exceeds the maximum allowed. Please contact our Truckload Management Services team at {PHONE_NUMBER}.
437	Shipment special service type {SPECIAL_SERVICE_TYPE} is required for this shipment.
438	Freight shipment line item {FREIGHT_SHIPMENT_LINE_ITEM} - shipment special service type {SPECIAL_SERVICE_TYPE} is required for this shipment.
439	At least one freight shipment line item is required.
440	Freight shipment line item {FREIGHT_SHIPMENT_LINE_ITEM} - the class {CLASS_1} provided does not match the class derived {CLASS_2} from the NMFC code {NMFC_CODE} provided. Derived class used to rate.
442	Invalid LoadResourceIdType requested.
443	No LoadResourceParameter entries were requested.
444	Duplicate LoadResourceParameterId values were specified: {LOAD_RESOURCE_PARAMETER_ID}.
445	Missing LoadResourceParameterValue for ID {LOAD_RESOURCE_PARAMETER_ID}.
446	LoadResourceParameter ID is invalid.
447	The ID value provided for loadResourceParameter {ELEMENT} is invalid.
448	The sum of internationalDetail commodities customs value amounts do not the equal the internationalDetail customs value amount; the greater customs value amount was used to rate.
449	This shipment cannot be auto-rated.
450	Dimensions are required.

Code	Message
451	User Detail userID is required for service level OVERRIDDEN_EDITS.
452	Rate quote condition type is missing or invalid.
453	The role type {ROLE_TYPE} specified in Freight special service payments was not one of the expected values.
454	The custom delivery window type specified was not one of the expected values.
455	The special service type {SPECIAL_SERVICE_TYPE} requested for Freight special service payment was not one of the expected values.
456	The combination of {FREIGHT_GUARANTEE_TYPE} and {SPECIAL_SERVICE_TYPE} is not allowed for {SERVICE_TYPE}.
457	A role type is required for Freight special service payments.
458	Request field {FIELD_NAME} contained an invalid character or format and was ignored.
459	A liability coverage type is required when a coverage amount is specified.
460	Shipment special service type {SPECIAL_SERVICE_TYPE} - person hours and/or person days is required.
461	Either an account number or userID condition type is required.
462	Condition types account number and userID cannot be sent in the same request. Please resubmit your request using one or the other.
463	The condition type {CONDITION_TYPE} value is missing or invalid.
464	The resultsToSkip value is missing or invalid.
465	The resultsRequested value is missing or invalid.
467	Commodity {COMMODITY_INDEX} - Customs value is required.
468	The maximum special services allowed is }NUMBER}.
469	Total insured value amount cannot exceed total customs value amount.
470	Insured value currency type must equals customs value currency type.
471	Package {PACKAGE_INDEX} - Dangerous goods hazardous commodity option type is required and cannot be null.
472	Package {PACKAGE_INDEX} - Dangerous goods hazardous commodity option type is invalid.
473	Hazardous material shipping is not enabled for your account. Please call 1.800.GoFedEx 1.800.463.3339 and press "81" for the FedEx Dangerous Goods/Hazardous Materials Hotline for assistance.
474	Customs Value exceeds limit allowed.
475	Priority Overnight is not allowed since the shipment contains commercial value.

Code	Message
476	Declared Value amount missing or invalid.
477	The request did not return any matching quote summary records.
478	Rates for SmartPost return shipments are not currently available.
479	Shipment index is required and cannot be null or empty.
480	Freight shipment line item {FREIGHT_SHIPMENT_LINE_ITEM} - value exceeds the maximum dollar amount {CURRENCY_AMOUNT} per {WEIGHT_UNITS}.
481	Freight shipment line item {FREIGHT_SHIPMENT_LINE_ITEM} - liability coverage type is required when a coverage amount is specified.
482	Freight shipment line item {FREIGHT_SHIPMENT_LINE_ITEM} - declared value is missing or invalid.
483	Shipments to/from {STATE_CODE} cannot be auto-rated.
484	Special service {SPECIAL_SERVICE_TYPE} cannot be auto-rated.
485	Shipments to this destination country cannot be auto-rated.
486	Intra-{COUNTRY_CODE} requests cannot be auto-rated.
487	One or more commodities in this shipment cannot be auto-rated.
488	Freight shipment line item {FREIGHT_SHIPMENT_LINE_ITEM} - liability coverage amount value exceeds the release value {CURRENCY_AMOUNT} per {WEIGHT_UNITS} for NMFC item {NMFC_ITEM}.
489	An invalid Freight On Value type was entered.
490	Customer not eligible for SmartPost Returns.
491	The Freight Guarantee Type is not allowed for the service selected.
492	Special service type {SPECIAL_SERVICE_TYPE} is restricted in combination with the Freight Guarantee Type entered.
493	COD transportation charges were not calculated because a shipment-level codCollectionAmount greater than \$0 is required.
494	Package {PACKAGE_INDEX} - COD transportation charges were not calculated because a codCollectionAmount greater than \$0 is required.
495	COD transportation charges were not calculated because the transportation charge type cannot vary across packages.
496	Open shipment could not be retrieved.
497	COD must be entered on all packages.
498	The COD collection type cannot be different across packages.
499	The Freight Guarantee Type is not allowed for the origin/destination pair.

Code	Message
500	Origin state / province missing or invalid.
501	Origin postal code missing or invalid.
502	Origin country code invalid or missing.
503	Package {PACKAGE_INDEX} - COD collection type is invalid.
504	Invalid origin location id.
505	Origin postal and country or location id is required.
506	Origin address not found.
507	Invalid postal code.
508	Unable to determine whether an out of {PICKUP_OR_DELIVERY} area surcharge applies, because the specified {LOCATION_INFO} could not be confirmed.
509	Additional out of pickup and/or delivery surcharges may apply at billing time.
510	Package {PACKAGE_INDEX} - COD collection type is required and cannot be null.
511	Package {PACKAGE_INDEX} - CodDetail object cannot be null.
512	Open shipment rating is not currently supported.
513	Currency type {CURRENCY_TYPE} not allowed for FedEx Freight rating.
514	Currency type must be the same for all freight shipment line items.
515	The requested shipment processing option is not a valid value.
516	Credit card authorization with account number is not enabled.
517	A rate request requires at least one requested package line item or one freight shipment line item.
518	The requested shipment only field is not a valid value.
519	Shipment only field {SHIPMENT_ONLY_FIELD} is not compatible with the request.
520	Destination state / province missing or invalid.
521	Destination postal code missing or invalid.
522	Destination country code missing or invalid.
523	Priority Alert must be entered on all packages.
524	Invalid destination location id.

Code	Message
525	Destination postal and country or location id is required.
526	Destination address not found.
527	Invalid Freight Guarantee time value.
528	This special service type {SPECIAL_SERVICE_TYPE} is not available for {SERVICE_TYPE}.
529	Freight shipment line item {FREIGHT_SHIPMENT_LINE_ITEM} - the NMFC code {NMFC_CODE} provided is a release value item.
530	RETURN_SHIPMENT is required for the indicia PARCEL_RETURN.
531	Customer selected actual rate type is not a valid value.
532	Invalid record manual rate request.
533	The requested shipment processing option was ignored because it is not compatible with the request.
534	Preferred currency conversion could not be returned due to the following data error: {DESCRIPTION}.
540	Service Type is missing or invalid.
541	Account number is missing or invalid.
542	Invalid origin / destination combination.
543	Weight is missing or invalid.
544	Invalid dimensions.
545	Express requests are limited to {PACKAGE_COUNT} packages.
546	Invalid piece count.
547	Invalid special service(s).
548	One or more special services is invalid for the given service type.
549	Insured value amount invalid or exceeds limit allowed.
550	Currency code does not match the rate data.
551	NATB is not supported for this account.
552	Ship date is missing or invalid.
553	Invalid payment type.
554	Invalid box count.

Code	Message
555	Invalid master/child indicator.
556	There are no valid services available.
557	There are no valid FedEx Express services available.
558	There are no valid FedEx Ground services available.
559	An invalid or null CarrierCodeType was entered.
560	Requested rate level basis not available; rate level basis {RATE_LEVEL_BASIS} was used to calculate adjusted COD instead.
561	Requested rate level basis not available; rate level basis {RATE_LEVEL_BASIS} was used to calculate variable handling instead.
562	The Priority Alert type cannot be different across packages.
603	Variable handling currency {CURRENCY_TYPE_1} does not match the payor's currency {CURRENCY_TYPE_2}; variable handling could not be calculated.
604	Variable handling amount required to add total customer charge to COD.
605	Physical packaging type is required for all freight shipment line items when the number of handling units is provided.
606	Invalid add freight to COD request detail: rate type basis, charge basis, and charge basis level are required.
607	Freight shipment line item {FREIGHT_SHIPMENT_LINE_ITEM} - Either Volume or dimensions are required.
608	Commit Info could not be obtained for one or more services: {SERVICE_TYPE_1}; {SERVICE_TYPE_2}; {SERVICE_TYPE_3}; {SERVICE_TYPE_4}; {SERVICE_TYPE_5}; {SERVICE_TYPE_6}; {SERVICE_TYPE_7}; {SERVICE_TYPE_8}; {SERVICE_TYPE_9}; {SERVICE_TYPE_10}; {SERVICE_TYPE_11}.
609	Multiweight rate automatically requested to support the selected COD transportation changes.
610	Multiweight rate not available, account rate value added to COD instead.
611	Total packages cannot exceed {PACKAGE_COUNT} for {PACKAGING_TYPE}.
612	Package {PACKAGE_INDEX} - Weight below minimum requirement of {WEIGHT} {WEIGHT_UNITS}.
613	The requested rate type basis is not available; rate type basis {RATE_TYPE_BASIS} was added to COD instead.
614	Invalid add freight to COD rate type basis value.
615	Invalid add freight to COD charge basis value.
616	Invalid add freight to COD charge basis level value.
617	Invalid custom rating option.

Code	Message
618	Invalid custom discount exclusion discount type.
619	Custom rates were not returned because they were not compatible with the request.
620	The account number entered for {SERVICE_TYPE} could not be validated.
621	Liability coverage amount is missing or invalid.
622	Freight shipment line item {FREIGHT_SHIPMENT_LINE_ITEM} - liability coverage amount is missing or invalid.
623	The requested Freight Guaranteed date is not available.
624	Freight shipment line item {FREIGHT_SHIPMENT_LINE_ITEM} - pieces must be greater than or equal to zero.
625	This account cannot be used for the origin address.
650	Alternate billing account is not supported for paymentType.
651	Payor account number does not match the FedEx Freight account number.
652	Payor account number does not match the alternate billing account number.
653	Alternate billing account number contains invalid third-party reference.
654	COD transportation charges were not calculated because the rate level basis type cannot vary across packages.
655	An invalid Priority Alert EnhancementType specified.
656	Package {PACKAGE_INDEX} - Reference ID not found in shipment configuration data.
657	Package {PACKAGE_INDEX} - Package does not qualify for Dry Ice.
659	Package {PACKAGE_INDEX} - package special service type DANGEROUS_GOODS is required when Express package-level HazardousCommodityOptionType contains one or more values.
660	Package {PACKAGE_INDEX} - Requested rate level basis not available; rate level basis {RATE_LEVEL_BASIS} was used to calculate adjusted COD instead.
661	Package {PACKAGE_INDEX} - Requested rate level basis not available; rate level basis {RATE_LEVEL_BASIS} was used to calculate variable handling instead.
662	Package {PACKAGE_INDEX} - requested rate type basis is not available; rate type basis {RATE_TYPE_BASIS} was used to calculate variable handling instead.
663	Package {PACKAGE_INDEX} - requested rate type basis is not available; rate type basis {RATE_TYPE_BASIS} was added to COD instead.
664	Package {PACKAGE_INDEX} - Dimensions exceed height limit allowed.
665	Dimensions exceed length and girth limit allowed. {ORIGIN_OR_DESTINATION}
666	Dimensions exceed length limit allowed. {ORIGIN_OR_DESTINATION}

Code	Message
667	Max Insured Value = \$100 for Envelope or Pak.
668	Package {PACKAGE_INDEX} - Max Insured Value = \$500 for Envelope or Pak.
669	Package {PACKAGE_INDEX} -Max Insured Value = {CURRENCY_AMOUNT}.
670	International Controlled Export Service DSP shipment has also been classified as International Traffic in Arms Regulations.
701	Packaging type missing or invalid.
702	Invalid software ID/version: {SOFTWARE}.
703	Master/child indicator only valid for IDF.
705	Postal code is missing or invalid.
706	Postal code not serviced.
707	Origin address information is missing or invalid.
708	Origin postal code is not serviced.
709	Origin country is not serviced.
710	Destination address information is missing or invalid.
711	Destination postal code is not serviced.
712	Destination country is not serviced.
713	Address total not valid.
716	Special equipment type was not one of the expected values.
717	Weighing scale type was not one of the expected values.
718	Estimated duties and taxes were unavailable for one or more of your commodities, your rate quote will not include estimated duties and tax information for some commodities.
720	Weight Unit Of Measure missing or invalid.
721	Weight unit of measure must be the same for all packages.
722	FedEx Envelope cannot exceed the limit of {WEIGHT} {WEIGHT_UNITS}.
723	Estimated duties and taxes were not returned because the commodities object was null or empty.
725	Dimension unit of measure invalid or missing.
726	Dimension unit of measure must be the same for all packages.

Code	Message
727	Dimensions exceeded max allowed.
730	Max Insured Value = {CURRENCY_AMOUNT}.
731	Max Insured Value = {CURRENCY_AMOUNT} for {SPECIAL_SERVICE_TYPE}.
740	Insured value currency type is missing or invalid.
741	Currency type must be the same for all packages.
742	Invalid currency type, only {CURRENCY_TYPE} is allowed.
750	Customer not eligible for {SERVICE_TYPE} service.
760	Customer not eligible for {SPECIAL_SERVICE_TYPE} special service.
761	Special Service {SPECIAL_SERVICE_TYPE} is not allowed for service.
762	Package {PACKAGE_INDEX} - Dimensions exceeded max allowed.
763	Saturday pickup not allowed with Saturday delivery.
764	Payment type Shipper not valid for Third Party Consignee.
765	FedEx Home Delivery Saturday service is not available to destination zip code.
767	FedEx Home Delivery premium services are not available to this destination.
768	Home Delivery Premium Type invalid or missing.
769	Package {PACKAGE_INDEX} - Please select a valid Date Certain delivery date : {DATE_1}; {DATE_2}; {DATE_3}; {DATE_4}; {DATE_5}; {DATE_6}; {DATE_7}; {DATE_8}; {DATE_9}; {DATE_10}; {DATE_11}.
770	The date for Home Delivery Date Certain is missing or invalid. Format is CCYY-MM-DD and must be no more than one year before or after the current date. {DATE}
771	Dangerous goods accessibility type is invalid or missing.
772	Special Service {SPECIAL_SERVICE_TYPE} not allowed at {SHIPMENT_OR_PACKAGE} level.
773	Special Service {SPECIAL_SERVICE_TYPE} not allowed for the origin/destination pair.
774	Residential Delivery is not allowed for service.
775	Special Service {SPECIAL_SERVICE_TYPE} is not allowed.
776	Package {PACKAGE_INDEX} - Special Service {SPECIAL_SERVICE_TYPE} is not allowed for service.
778	FedEx Ground and FedEx Home Delivery shipments may require one additional day in transit to your destination zip code.

Code	Message
780	Special service conflict.
781	Special service conflict. {SPECIAL_SERVICE_TYPE_1} is not valid with {SPECIAL_SERVICE_TYPE_2}.
782	Service {SERVICE_TYPE} is invalid.
783	Package {PACKAGE_INDEX} - Special Service {SPECIAL_SERVICE_TYPE} is not allowed.
785	Package {PACKAGE_INDEX} - COD amount exceeds max.
786	COD collection amount is invalid or missing.
787	COD collection currency type is invalid or missing.
788	COD collection type is invalid or missing.
790	Signature option type is invalid or missing.
791	The Signature option cannot be different across packages.
792	Package {PACKAGE_INDEX} - Insured value currency type is missing or invalid.
793	Package {PACKAGE_INDEX} - Dangerous goods accessibility type is invalid or missing.
795	Return type is invalid or missing.
796	Drop off type is invalid or missing.
797	Package {PACKAGE_INDEX} - Dimensions exceed {DIMENSIONS_FIELD} limit of {DIMENSIONS_VALUE} {DIMENSIONS_UNITS} allowed for the {ORIGIN_OR_DESTINATION}.
798	Additional rate type(s) not returned because the requested type(s) were invalid.
799	CRS cannot return rates for payment type {PAYMENT_TYPE}.
801	Piece count cannot exceed {PACKAGE_COUNT}.
802	Add freight to COD request for Ground is only allowed for U.S. or CA domestic shipments.
803	Meter number is missing or invalid.
807	Package {PACKAGE_INDEX} - Signature option type is invalid or missing.
809	Package {PACKAGE_INDEX} - Weight is missing or invalid.
810	Package {PACKAGE_INDEX} - Special Service {SPECIAL_SERVICE_TYPE} not allowed at {SHIPMENT_OR_PACKAGE} level for service.
811	Package {PACKAGE_INDEX} - Special Service {SPECIAL_SERVICE_TYPE} not allowed at {SHIPMENT_OR_PACKAGE} level.
812	Package {PACKAGE_INDEX} - Special Service {SPECIAL_SERVICE_TYPE} not allowed for the origin/destination pair.

Code	Message
813	Package {PACKAGE_INDEX} - Insured value currency {CURRENCY_TYPE_1} does not match the customs value currency {CURRENCY_TYPE_2}.
814	InternationalControlledExportType is invalid.
815	InternationalDocumentContentType is invalid.
818	COD collection amount must be in destination {CURRENCY_TYPE} currency.
819	The origin state/province code has been changed.
820	The destination state/province code has been changed.
821	The origin country code has been changed.
822	The destination country code has been changed.
823	The country's default routing code was used for the {ORIGIN_OR_DESTINATION}.
824	The routing code was derived from the postal code for the {ORIGIN_OR_DESTINATION}.
825	The routing code was derived from the city for the {ORIGIN_OR_DESTINATION}.
826	Dry Ice weight (in kilograms) is required with Dry Ice special service.
827	ShipmentDryIceDetail object cannot be null.
828	Dry Ice weight over limit of 2.5 Kg for destination.
829	Package {PACKAGE_INDEX} - Dry Ice weight (in kilograms) is required with Dry Ice special service.
830	Package {PACKAGE_INDEX} - Dry Ice weight is required and cannot be null.
831	Service was validated at the country level, but might not be valid for the actual intended city for the {ORIGIN_OR_DESTINATION}.
834	Deliver Weekday was assumed.
835	Destination Postal-City Mismatch.
836	Destination Postal-State Mismatch.
837	Express and Freight packages cannot be mixed in the same shipment.
838	Origin Postal-City Mismatch.
839	Origin Postal-State Mismatch.
840	The length of the destination state or province exceeds the limit of 2 characters.
841	The length of the origin state or province exceeds the limit of 2 characters.

Code	Message
842	Customs value currency for International FedEx Ground may only be USD or CAD.
843	Service was not fully validated since the country level information could not be determined for the {ORIGIN_OR_DESTINATION}.
844	Origin is routed through another country.
845	Destination is routed through another country.
846	Package {PACKAGE_INDEX} - Special service conflict. {SPECIAL_SERVICE_TYPE_1} is not valid with {SPECIAL_SERVICE_TYPE_2}.
847	Package {PACKAGE_INDEX} - Insured value amount invalid or exceeds limit allowed.
848	Package {PACKAGE_INDEX} - COD collection currency type is invalid or missing.
849	Package {PACKAGE_INDEX} - Dry Ice weight over limit of 2.5 Kg for destination.
850	Account number not found.
851	Package {PACKAGE_INDEX} - FedEx Envelope cannot exceed the limit of {WEIGHT} {WEIGHT_UNITS}.
852	Dangerous Goods must be entered on all packages.
853	The Dangerous Goods type cannot be different across packages.
854	Signature Option must be entered on all packages.
855	Package {PACKAGE_INDEX} - Weight cannot exceed the {ORIGIN_OR_DESTINATION} limit of {WEIGHT} {WEIGHT_UNITS}.
857	Package {PACKAGE_INDEX} - Special service conflict.
858	Package {PACKAGE_INDEX} - Invalid dimensions.
860	Account and meter number aren't consistent.
861	Meter number is inactive.
862	Dry Ice Package count is missing or invalid.
863	Origin postal and country or location id is required.
864	Origin address not found.
865	Origin state / province missing or invalid.
866	Origin postal code missing or invalid.
867	Please select a valid Date Certain delivery date : {DATE_1}; {DATE_2}; {DATE_3}; {DATE_4}; {DATE_5}; {DATE_6}; {DATE_7}; {DATE_8}; {DATE_9}; {DATE_10}; {DATE_11}.
868	Service is not allowed.

Code	Message
869	Packaging type {PACKAGING_TYPE} is not valid for carrier {OPERATING_COMPANY_1}; {OPERATING_COMPANY_2}; changed to your packaging.
870	Service type takes precedence over carrier codes; service type used to rate.
871	Service availability could not be obtained for FedEx Express services, because Broker Select Option requires broker address.
872	Rating is temporarily unavailable for one or more services {SERVICE_TYPE_1}; {SERVICE_TYPE_2}; {SERVICE_TYPE_3}; {SERVICE_TYPE_4}; {SERVICE_TYPE_5}; {SERVICE_TYPE_6}; {SERVICE_TYPE_7}; {SERVICE_TYPE_8}; {SERVICE_TYPE_9}; {SERVICE_TYPE_10}; {SERVICE_TYPE_11}. Please try again later.
873	All specified account numbers must match.
875	Rating is temporarily unavailable for one or more FedEx Express services: {SERVICE_TYPE_1}; {SERVICE_TYPE_2}; {SERVICE_TYPE_3}; {SERVICE_TYPE_4}; {SERVICE_TYPE_5}; {SERVICE_TYPE_6}; {SERVICE_TYPE_7}; {SERVICE_TYPE_8}; {SERVICE_TYPE_9}; {SERVICE_TYPE_10}; {SERVICE_TYPE_11}. Please try again later.
876	Rating is temporarily unavailable for one or more FedEx Ground services: {SERVICE_TYPE_1}; {SERVICE_TYPE_2}; {SERVICE_TYPE_3}; {SERVICE_TYPE_4}; {SERVICE_TYPE_5}; {SERVICE_TYPE_6}; {SERVICE_TYPE_7}; {SERVICE_TYPE_8}; {SERVICE_TYPE_9}; {SERVICE_TYPE_10}; {SERVICE_TYPE_11}. Please try again later.
877	Astra location not found.
878	Airbill is not allowed for Destination Country.
879	Airbill is not allowed for Origin Country.
880	Airbill validation failed.
882	IDF master type is invalid.
883	Package level variable handling charges cannot be calculated for FedEx Express multi-piece shipments; only shipment-level values will be applied.
885	Commitment cannot be obtained for service {SERVICE_TYPE}.
886	Money Back Guarantee is not eligible for this pick up/delivery postal/zip code. {OPERATING_COMPANY}
887	The origin does not allow pickup for Express services.
888	The origin does not allow pickup for Freight services.
889	The origin is not served for Express services.
890	The origin is not served for Freight services.
891	RequestedShipment object cannot be null.
892	The ship date is required. Format is YYYY-MM-DDThh:mm:ssTZD.

Code	Message
893	RequestedPackage object cannot be null or empty.
894	CustomsClearanceDetail object cannot be null.
895	Broker Address object cannot be null.
896	Broker city, postal code or location must be provided.
897	The length of the broker postal code exceeds the limit of 9 characters.
898	The length of the broker state or province exceeds the limit of 2 characters.
899	The length of the broker country exceeds the limit of 2 characters.
900	he length of the broker location exceeds the limit of 5 characters.
901	Commodity object cannot be null.
902	Commodity {COMMODITY_INDEX} - Commodity is required.
903	Commodity {COMMODITY_INDEX} - Customs value is invalid.
904	Commodity {COMMODITY_INDEX} - Customs value currency type is required.
905	Total packages cannot exceed {PACKAGE_COUNT} for {SPECIAL_SERVICE_TYPE}.
906	Customs Value currency type must be the same for all packages.
907	Commodity {COMMODITY_INDEX} - Number of pieces is required and cannot be a negative value or exceed 9,999.
908	Rating for carrier {OPERATING_COMPANY} is not supported for serviceLevel internal edits.
909	Flatbed trailer option invalid or missing.
911	Only "IN" and "CM" are valid values for LinearUnits.
912	Only "LB" and "KG" are valid values for WeightUnits.
913	Weight below minimum requirement.
914	Weight exceeds limit allowed. {ORIGIN_OR_DESTINATION}
915	Weight object cannot be null.
916	Destination city is invalid.
917	Origin city is invalid.
918	Service {SERVICE_TYPE} is not allowed for the {ORIGIN_OR_DESTINATION}.

Code	Message
919	Commodity {COMMODITY_NAME} is invalid.
920	Commodity {COMMODITY_NAME} is not allowed.
921	Insured Value cannot be a negative value.
922	Package {PACKAGE_INDEX} - Insured Value cannot be a negative value.
923	SignatureOptionDetail object cannot be null.
924	This shipment qualifies for FedEx Home Delivery. Please resubmit your request with serviceType Ground Home Delivery.
925	Origin country code invalid or missing.
926	Special Service {SPECIAL_SERVICE_TYPE} not allowed at {SHIPMENT_OR_PACKAGE} level for service.
927	Packaging type {PACKAGING_TYPE} is not valid for carriers: {OPERATING_COMPANY_1}; {OPERATING_COMPANY_2}. Available rates were checked for the following carriers only: {OPERATING_COMPANY_3}.
928	Service option type {SERVICE_OPTION_TYPE} is invalid.
929	Service option types are not considered when requesting rates for a specific service. Please use the special service types instead.
930	Service type Ground Home Delivery must be designated as residential delivery.
931	Freight guarantee type invalid or missing.
932	Pickup request type is invalid.
933	Pickup request source is invalid.
934	Pending shipment type is invalid or missing.
935	Freight shipment role type invalid or missing.
936	Freight shipment line item {FREIGHT_SHIPMENT_LINE_ITEM} - class is required.
938	Volume unit of measure missing or invalid.
940	Freight shipment line item {FREIGHT_SHIPMENT_LINE_ITEM} - weight is missing or invalid.
941	Special service {SPECIAL_SERVICE_TYPE} was ignored since it is not supported at this time.
942	Rate request type {RATE_REQUEST_TYPE_1}; {RATE_REQUEST_TYPE_2} was ignored because it is incompatible with the request.
943	There are no valid SmartPost services available.
944	The combination of carrier codes is invalid; {OPERATING_COMPANY} is not allowed with the other requested types.

Code	Message
945	Physical packaging type was not one of the expected values.
949	Requested package line items and freightShipmentDetails cannot be mixed in the same request. Please resubmit your request using one or the other.
954	SmartPostShipmentDetail object cannot be null.
955	Customer not eligible for the SmartPost indicia entered.
957	Rating account number validation is temporarily unavailable. Please try again later.
958	SmartPost hub id is invalid.
959	The account number entered for {ACCOUNT_NUMBER_TYPE} could not be validated.
960	Insured Value is not allowed for SmartPost.
961	The address entered for {ACCOUNT_NUMBER_TYPE} is missing one or more required fields: {ADDRESS_FIELD_1}; {ADDRESS_FIELD_2}; {ADDRESS_FIELD_3}; {ADDRESS_FIELD_4}; {ADDRESS_FIELD_5}. Please resubmit your request with all required address fields.
963	We are unable to provide an online rate quote for this shipment. Please call Customer Service at {PHONE_NUMBER}.
964	Invalid Commodity Number/Suffix - must be numeric.
965	Please enter a valid city, state, and postal code for the origin.
966	Total weight of this shipment is {WEIGHT_1} {WEIGHT_UNITS_1}. Maximum weight that can be rated is {WEIGHT_2} {WEIGHT_UNITS_2}. Please contact our Truckload Management Services Team at {PHONE_NUMBER}.
967	Special service type {SPECIAL_SERVICE_TYPE} is not available for this shipment. If you have any questions please contact Customer Service at {PHONE_NUMBER}.
969	Shipment special service type {SPECIAL_SERVICE_TYPE} is not valid for shipments to/from {COUNTRY_CODE}. For assistance, please contact Customer Service at {PHONE_NUMBER_1} (dialing from the U.S.) or {PHONE_NUMBER_2} (dialing from Mexico).
970	Origin city name missing or invalid.
971	Value exceeds the maximum dollar amount {CURRENCY_AMOUNT} per {WEIGHT_UNITS}. Please contact Customer Service at {PHONE_NUMBER} for freight charges and excess coverage charge, if available.
972	Collect and/or COD shipments are not allowed to this destination.
973	Account number {ACCOUNT_NUMBER} cannot be used as a {ROLE_TYPE} account.
974	Payment type {PAYMENT_TYPE} is not valid for the role selected.
975	Destination city name missing or invalid.
977	The ship date has been changed for commitment purposes.

Code	Message
978	Variable handling cannot be calculated for FedEx LTL freight shipments.
979	COD transportation charges cannot be calculated for FedEx LTL freight shipments.
980	Freight guarantee type {FREIGHT_GUARANTEE_TYPE} is not valid for service type {SERVICE_TYPE}.
981	A freight guarantee type is required for service type {SERVICE_TYPE} and special service type {SPECIAL_SERVICE_TYPE}.
982	The shipping address provided does not match the account address.
983	Service option type {SERVICE_OPTION_TYPE} was ignored because it is incompatible with the request.
984	Please enter a valid city, state, and postal code for the destination.
985	Total weight does not equal the sum of line item weights; sum of line item weights used to rate.
987	Either a FedEx Freight or Alternate account number and associated address is required.
988	Either a FedEx Freight or Alternate account number and associated address is required for service type {SERVICE_TYPE}.
989	Rating for FedEx LTL freight shipments is not supported at this time.
990	Service type {SERVICE_TYPE} is not allowed for the origin/destination pair.
991	Rates and transit times are not available for the account number entered. For immediate assistance, please contact your local FedEx Customer Service.
992	RequestedPackageLineItem object cannot be null or empty.
994	Rates and transit times are not available for the account number entered. For immediate assistance, please contact your local FedEx Customer Service.
995	Hub ID cannot be null or empty.
996	SmartPost ancillary endorsement type was not one of the expected values.
997	SmartPost indicia type is invalid or missing.
999	An unexpected exception occurred.
1000	Service Type is required.
1001	Invalid Service Type.
1002	Origin Country Code is required.
1003	Destination Country Code is required.
1004	Invalid Origin Country Code.

Code	Message
1005	Invalid Destination Country Code.
1006	UN ID is required.
1007	No rows match the request.
1008	At least one package is required.
1009	Multiple rows match the requested commodity {COMMODITY_INDEX} within container {CONTAINER_INDEX} within package {PACKAGE_INDEX}.
1010	Ground does not accept commodity {COMMODITY_INDEX} within Container {CONTAINER_INDEX} within package {PACKAGE_INDEX}.
1011	Technical name not provided for commodity {COMMODITY_INDEX} within container {CONTAINER_INDEX} within package {PACKAGE_INDEX}.
1012	Commodity {COMMODITY_INDEX} cannot be combined with Commodity {COMMODITY_INDEX2} in package {PACKAGE_INDEX} within Container {CONTAINER_INDEX}.
1013	Commodity Error in package {PACKAGE_INDEX} within Container {CONTAINER_INDEX} . Hazardous Class 1 commodities must be exactly equal in order to be shipped together.
1014	No rows match the request for commodity{COMMODITY_INDEX} within container {CONTAINER_INDEX} within package {PACKAGE_INDEX}.
1015	The hazard class in the request is not on the segregation table for commodity {COMMODITY_INDEX} within Container {CONTAINER_INDEX} within package {PACKAGE_INDEX}.
1016	UN ID is required. It is missing for commodity {COMMODITY_INDEX} within Container {CONTAINER_INDEX} within package {PACKAGE_INDEX}.
1017	HazardousCommodityDescription cannot be null.
1018	Package {PACKAGE_INDEX} object cannot be null.
1019	Within Package {PACKAGE_INDEX} request, object {OBJECT_NAME} is required and cannot be null.
1020	Within Commodity {COMMODITY_INDEX} within Container {CONTAINER_INDEX} within Package {PACKAGE_INDEX} request, object {OBJECT_NAME} is required and cannot be null.
1021	IATA single hazardous commodity validation is not allowed at this time.
1022	Regulation type given not available for this method.
1023	HazardousCommodityContent cannot be null.
1024	UNID, packing instructions, quantity amount and quantity units are all required fields for this method.
1025	Packing instructions specified are not allowed.
1026	Hazardous waste will not be accepted for carriage.
1027	The packing type does not match the selected UNID.

Code	Message
1028	The packing instructions do not match the selected UNID.
1029	The quantity units (Units of Measure) do not match the selected UNID.
1030	FedEx does not ship this hazardous class.
1031	Hazardous class does not match the selected UNID.
1032	Subsidiary class[0] does not match the selected UNID.
1033	Subsidiary class[1] does not match the selected UNID.
1034	Proper shipping name does not match the selected UNID.
1035	Multiple rows have been found to match commodity.
1036	The quantity amount may not exceed 9999.99.
1037	The quantity amount may not exceed allowable limits.
1038	Only values of GROSS or NET are valid for quantity type indicator.
1039	Percentage is required field for this specific UNID.
1040	Percentage is not within limits.
1041	Radionuclide is not specified or is invalid.
1042	Activity value is not specified or is invalid.
1043	Packaging type is not specified or is invalid.
1044	Activity unit of measure is not specified or is invalid.
1045	Surface reading is not specified or has exceeded 200 mrem/h.
1046	Physical form is not specified or is invalid.
1047	Chemical form is not specified or is invalid.
1048	Transport index must be from 0.0 to 10.0.
1049	Critical safety index is not within limits.
1050	Technical name is required for the selected UNID.
1051	Not a valid regulation type.
1052	IATA hazardous commodity lookup is not allowed at this time.

Code	Message
1053	UNID for IATA commodities must be 4 digit numeric format.
1054	Quantity type for this commodity should be GROSS.
1055	Quantity type for this commodity should be NET.
1056	RadionuclideDetail cannot be null.
1057	Within package {PACKAGE_INDEX} Commodities in package cannot be combined.
1058	Percentage must be greater than 0.
1059	Technical Name exceeds max length for commodity {COMMODITY_INDEX} within container {CONTAINER_INDEX} within package {PACKAGE_INDEX}.
1060	Invalid Proper Shipping Name.
1061	For commodity {COMMODITY_INDEX} within container {CONTAINER_INDEX} within package {PACKAGE_INDEX} Hazardous Waste will not be accepted for carriage.
1062	Q-Value exceeds limit for container {CONTAINER_INDEX} within package {PACKAGE_INDEX}.
1063	For container {CONTAINER_INDEX} within package {PACKAGE_INDEX} At least one commodity is required.
1064	For commodity {COMMODITY_INDEX} within container {CONTAINER_INDEX} within package {PACKAGE_INDEX} Proper shipping name does not match the selected UN ID.
1065	For package {PACKAGE_INDEX} when hazardous commodities are supplied the hazardous commodity option type must contain HAZARDOUS_MATERIALS.
1066	For commodity {COMMODITY_INDEX} within container {CONTAINER_INDEX} within package {PACKAGE_INDEX} percentage is invalid.
1067	For commodity {COMMODITY_INDEX} within container {CONTAINER_INDEX} within package {PACKAGE_INDEX} Percentage is not within limits.
1068	For commodity {COMMODITY_INDEX} within container {CONTAINER_INDEX} within package {PACKAGE_INDEX} Percentage must be greater than 0.
1069	UN ID is not accepted for carriage.
1071	Hazard Class is required for commodity {COMMODITY_INDEX} within container {CONTAINER_INDEX} within package {PACKAGE_INDEX}.
1072	For package {PACKAGE_INDEX} invalid accessibility for Reportable Quantities.
1073	Container {CONTAINER_INDEX} Within Package {PACKAGE_INDEX} is required and cannot be null or empty.
1074	Container type is not specified for container {CONTAINER_INDEX} within package {PACKAGE_INDEX}.
1075	Commodity {COMMODITY_INDEX} within container {CONTAINER_INDEX} within package {PACKAGE_INDEX} cannot be null or empty.
1076	For container {CONTAINER_INDEX} within package {PACKAGE_INDEX} Commodity count exceeds allowed limit.

Code	Message
1077	For commodity {COMMODITY_INDEX} within container {CONTAINER_INDEX} within package {PACKAGE_INDEX} Quantity amount is required.
1078	For commodity {COMMODITY_INDEX} within container {CONTAINER_INDEX} within package {PACKAGE_INDEX} invalid quantity units (Units Of Measure).
1079	For commodity {COMMODITY_INDEX} within container {CONTAINER_INDEX} within package {PACKAGE_INDEX} The packing group does not match the selected UN ID.
1080	The Packing Instruction specified is not allowed For commodity {COMMODITY_INDEX} within container {CONTAINER_INDEX} within package {PACKAGE_INDEX}.
1081	The Packing Instruction does not match the UN ID for commodity {COMMODITY_INDEX} within container {CONTAINER_INDEX} within package {PACKAGE_INDEX}.
1082	For commodity {COMMODITY_INDEX} within container {CONTAINER_INDEX} within package {PACKAGE_INDEX} FedEx does not ship these classes of dangerous goods.
1083	Invalid quantity units (Units Of Measure).
1084	Package {PACKAGE_INDEX} – {HAZARDOUS_COMMODITY_OPTION_TYPE} is not supported.
1085	Invalid quantity amount.
1086	For commodity {COMMODITY_INDEX} within container {CONTAINER_INDEX} within package {PACKAGE_INDEX} The Quantity amount may not exceed allowable limits.
1087	For commodity {COMMODITY_INDEX} within container {CONTAINER_INDEX} within package {PACKAGE_INDEX} The quantity units do not match the selected UN ID.
1088	For commodity {COMMODITY_INDEX} within container {CONTAINER_INDEX} within package {PACKAGE_INDEX} the quantity amount exceeds allowable limits.
1089	For commodity {COMMODITY_INDEX} within container {CONTAINER_INDEX} within package {PACKAGE_INDEX} UN ID is not accepted for carriage.
1090	Commodity {COMMODITY_INDEX} within container {CONTAINER_INDEX} cannot be combined with Commodity {COMMODITY_INDEX2} within container {CONTAINER_INDEX2} in package {PACKAGE_INDEX}.
1091	Radionuclide is invalid for commodity {COMMODITY_INDEX} within container {CONTAINER_INDEX} within package {PACKAGE_INDEX}.
1092	For commodity {COMMODITY_INDEX} within container {CONTAINER_INDEX} within package {PACKAGE_INDEX} Activity value is not specified or is invalid.
1093	For commodity {COMMODITY_INDEX} within container {CONTAINER_INDEX} within package {PACKAGE_INDEX} Activity unit of measure is not specified or is invalid.
1094	For package {PACKAGE_INDEX} Transport index must be from 0.0 to 10.0.
1095	For package {PACKAGE_INDEX} Surface reading cannot exceed 200 mrem/h.
1096	For commodity {COMMODITY_INDEX} within container {CONTAINER_INDEX} within package {PACKAGE_INDEX} Physical form is not specified or invalid.
1097	For commodity {COMMODITY_INDEX} within container {CONTAINER_INDEX} within package {PACKAGE_INDEX} Chemical form is not specified or is invalid.
1098	For package {PACKAGE_INDEX} Critical safety index is not within limits.
1099	ClientDetail object cannot be null.

Code	Message
1101	Request object cannot be null.
1102	For commodity {COMMODITY_INDEX} within container {CONTAINER_INDEX} within package {PACKAGE_INDEX} Radionuclide only allowed for Radioactive Commodities.
1103	For commodity {COMMODITY_INDEX} within container {CONTAINER_INDEX} within package {PACKAGE_INDEX} invalid Proper Shipping Name.
1104	Quantity units are required.
1105	For commodity {COMMODITY_INDEX} within container {CONTAINER_INDEX} within package {PACKAGE_INDEX} Quantity units are required.
1106	For commodity {COMMODITY_INDEX} within container {CONTAINER_INDEX} within package {PACKAGE_INDEX} Proper Shipping Name is required.
1107	Proper Shipping Name is required.
1108	HazardousCommodityContent array cannot be null or empty for Package {PACKAGE_INDEX} within Container {CONTAINER_INDEX}.
1109	UNID for IATA commodities must be a 4 digit numeric format for Commodity {COMMODITY_INDEX} within container {CONTAINER_INDEX} within package {PACKAGE_INDEX}.
1110	For Commodity {COMMODITY_INDEX} within container {CONTAINER_INDEX} within package {PACKAGE_INDEX} unid, packing instructions, quantity amount and quantity units are all required fields.
1111	For commodity {COMMODITY_INDEX} within container {CONTAINER_INDEX} within package {PACKAGE_INDEX} Quantity type for this commodity should be GROSS.
1112	For commodity {COMMODITY_INDEX} within container {CONTAINER_INDEX} within package {PACKAGE_INDEX} Quantity type for this commodity should be NET.
1113	PackingType of ALL_PACKED_IN_ONE is required for container {CONTAINER_INDEX} within package {PACKAGE_INDEX}.
1114	Invalid No Restriction Commodity provided for Commodity {COMMODITY_INDEX} within container {CONTAINER_INDEX} in package {PACKAGE_INDEX}.
1115	Commodity {COMMODITY_INDEX} cannot be combined with {COMMODITY_INDEX2} within container {CONTAINER_INDEX} in package {PACKAGE_INDEX}.
1116	Radionuclide is not specified for commodity {COMMODITY_INDEX} within container {CONTAINER_INDEX} within package {PACKAGE_INDEX}.
1117	Within package {PACKAGE_INDEX} at least one container is required.
1118	Container {CONTAINER_INDEX} within package {PACKAGE_INDEX} is declared as ALL_PACKED_IN_ONE but does not have multiple commodities within it.
1119	Radioactive Container Class is not specified for container {CONTAINER_INDEX} within package {PACKAGE_INDEX}.
1120	Radioactive Container Class is not required for commodity {COMMODITY_INDEX} within container {CONTAINER_INDEX} within package {PACKAGE_INDEX}.
1121	For package {PACKAGE_INDEX} Radioactivity Detail Dimensions is not specified.
1122	Only values of GROSS or NET are valid for quantity type indicator for commodity {COMMODITY_INDEX} within container {CONTAINER_INDEX} within package {PACKAGE_INDEX}.

Code	Message
1123	For package {PACKAGE_INDEX} Radioactivity Detail Dimensional length is not specified.
1124	For package {PACKAGE_INDEX} Radioactivity Detail Dimensional width is not specified.
1125	For package {PACKAGE_INDEX} Radioactivity Detail Dimensional height is not specified.
1126	For package {PACKAGE_INDEX} Radioactivity Detail Dimensional units is not specified.
1127	Radioactive Container Class is not valid for container {CONTAINER_INDEX} within package {PACKAGE_INDEX}.
1128	For package {PACKAGE_INDEX} Transport index must be from 0.0 to 3.0.
1129	For package {PACKAGE_INDEX} Commodity option Hazardous Material and Small Quantity Exception cannot be combined.
1130	For package {PACKAGE_INDEX} Radioactivity Detail Dimensional units is invalid.
2050	Your shipment is not allowed because of {SPECIAL_SERVICE_TYPE} violations that limit your shipping options. If you have any questions, please call your local FedEx customer service.
2051	Your shipment is not allowed because of dangerous goods, hazardous materials or dry ice violations that limit your shipping options. If you have any questions, please call your local FedEx customer service.
2052	Your shipment is not allowed because of a violation that limits your shipping options. If you have any questions, please call your local FedEx customer service
2053	{SERVICE_TYPE} service is not allowed because of {SPECIAL_SERVICE_TYPE} violations that limit your shipping options. If you have any questions, please call your local FedEx customer service.
2054	{SERVICE_TYPE} service is not allowed because of dangerous goods or dry ice violations that limit your shipping options. If you have any questions, please call your local FedEx customer service.

Pickup Service Error Messages

Table 265. Pickup Service Error Messages

Code	Message
1000	General Failure.
1001	Unexpected reply from service.
1002	Missing or illegal argument or parameter
1003	Information may have been defaulted to process this request.
1004	Information may have been defaulted to process this request.
2000	Invalid streetLine 1.
2001	Invalid countryCode.
2002	An Address is required for a Party.
2003	A Contact is required for a Party.
2004	The payor's account number is invalid.
2005	The payor's countryCode is invalid.
2006	Package weight exceeds maximum for requested service/packaging.
2007	Package weight is less than the minimum for requested service/packaging.
2008	Duties payment type is not valid for international, non-intra-Canada non-document shipment.
2009	Duties payment type is not compatible with destination country.
2010	Destination country is not Thermal Air WayBill enabled.
2011	Destination country code is invalid.
2012	Shipper/origin country is not Thermal Air WayBill enabled.
2013	Origin/shipper country code is invalid.
2014	Shipments to Syria are not allowed from the specified origin country.
2015	Intra-country (domestic) service not supported for that origin/destination country.
2016	IntraCanada shipments must have Canadian dollars as preferred currency.
2017	Package {PACKAGE_INDEX} carriage value exceeds maximum declared value for intra-Canada shipping.

Code	Message
2018	IntraCanada shipments must have Canadian dollars as carriage value currency.
2019	Account number missing from the Client Detail.
2020	Meter number missing from the Client Detail.
2021	Invalid package count or invalid package sequence number.
2022	The masterTrackingId is invalid.
2023	Weight must be expressed in pound units (LB) for Domestic Express Shipments.
2024	Dimensions of package {PACKAGE_INDEX} must be expressed in inches (IN) for Domestic Express Shipments.
2025	Package Count exceeds the maximum allowed.
2026	Packaging Type is invalid for Service Type.
2027	PRINT_RETURN_LABEL is not available with FUTURE_DAY_SHIPMENT.
2028	Invalid ShippingChargesPayment cashAmount.
2029	Bill Recipient or Bill Third Party invalid for this service.
2030	All Currency Types in the Requested Shipment must match.
2031	Signature option not allowed with Intra CA 1 Day Freight.
2032	Broker country should be the same as Recipient country.
2033	Customs Value is required for Intl shipments.
2034	Broker Select Option not allowed with this service type.
2035	NO_SIGNATURE_REQUIRED not allowed with COD.
2036	Invalid Package Detail.
2037	Requested Package Summary cannot be populated.
2038	Inconsistent weight and dimension units, please use English or Metric.
2039	Incomplete commodity description {COMMODITY_INDEX}.
2040	Invalid loadData() parameters.
2041	loadData failed to install Country.dat. Please see log for details.
2200	Missing or Invalid Shipment purpose for Commercial Invoice.

Code	Message
2201	Number of Commodities exceeds min or max limit.
2202	Commodity Description is required.
2203	Commodity country of manufacture is required.
2204	Commodity units of quantity is required.
2205	Commodity units is required.
2206	Commodity unit price is required.
2207	Commercial Invoice not allowed for origin destination.
2208	The FTR Exemption or AES Citation you provided is not valid for SED.
2209	Inactive customer account.
2210	Insured value exceeds limit for the selected service in package {PACKAGE_INDEX}.
2211	Insured value exceeds limit for the selected service in package {PACKAGE_INDEX}.
2212	Insured value exceeds limit for the selected service in package {PACKAGE_INDEX}.
2213	Insured value exceeds limit for the selected service in package {PACKAGE_INDEX}.
2214	Insured value exceeds limit for the selected service in package {PACKAGE_INDEX}.
2215	Insured value exceeds limit for the selected service in package {PACKAGE_INDEX}.
2216	Invalid Insured value currency.
2217	Hazmat not allowed with selected service.
2218	Return type not supported.
2219	Origin country code must be U.S. for return shipments.
2220	Destination country code must be U.S. for return shipments.
2221	Only bill shipper or bill third party allowed with return shipments.
2222	COD not allowed with return shipments.
2223	Alcohol not allowed with return shipments.
2224	Evening delivery not allowed with return shipments.
2225	Appointment delivery not allowed with return shipments.

Code	Message
2226	Insured value can not be greater than 100 for ground return shipments.
2227	Only 2D Common label allowed with ground return shipments.
2228	Insight shipment fields are not allowed with ground return shipments.
2229	Insured value can not be greater than \$1000 for express return shipments.
2230	Alternate shipper not allowed with return shipments.
2231	DG or Hazmat not allowed with return shipments.
2232	Invalid RMA number.
2233	Invalid or missing notification recipient type.
2234	Invalid or missing notification recipient e-mail format.
2235	E-mail address can not exceed 120 characters.
2236	Invalid or missing E-mail address. Party may not get notified.
2237	Invalid or Missing language code for notification, defaulting to English.
2238	Tracking number required for Deleting a shipment.
2239	Tracking number not in database.
2240	Label Format type can not be empty.
2241	Label Image type can not be empty.
2242	Ground Shipping is not authorized for this User.
2243	Shipments for Home Delivery Service must be designated as Residential Delivery also.
2244	Sequence number of the package can not be zero for MPS packages.
2245	COD can not be specified at package level for Express Shipments.
2246	COD can not be specified at Shipment level for Ground Shipments.
2247	Dangerous Goods can not be specified at package level for Express Shipments.
2248	Dangerous Goods can not be specified at Shipment level for Ground Shipments.
2249	TIN Number can not exceed 18 characters.
2250	Currency of insured value defaulted to the currency of origin country.

Code	Message
2251	Insured Value can not exceed customs value.
2252	Declared value exceeds amount allowed for this country.
2253	Multiple Country of Manufacture not allowed for Commodity {COMMODITY_INDEX}.
2254	Minimum dimensions not met for service type.
2255	COD add transportation charge is not allowed for supplied Origin and Destination.
2271	Master information not allowed for first package in MPS.
2272	Payor country code must match either Origin or Destination country code.
2273	Invalid Shipping Charges Payment Type for Payor country code.
2274	Invalid Duties Payment Type for Payor country code.
2275	Weight and dimension values are less than service minimums.
2276	Invalid booking confirmation number.
2277	Invalid shipper load and count.
2278	Commodity line item row is not populated.
2279	No more than two elements of the PriorityAlertDetail contents array will be used.
2300	Weight exceeds max limit for country specified.
2301	Package height exceeds the max height for this service/packaging combination.
2400	SpecialServiceTypes is required when PackageSpecialServicesRequested is present.
2401	Invalid SpecialServiceType in package {PACKAGE_INDEX}.
2402	SpecialServiceTypes is required when ShipmentSpecialServicesRequested is present.
2403	CodDetail required when Special Service Type is COD.
2404	DangerousGoodsDetail required when Special Service Type is DANGEROUS_GOODS.
2405	DryIceWeight required when Special Service Type is DRY_ICE.
2406	EmailNotificationDetail required when Special Service Type is EMAIL_NOTIFICATION.
2407	HoldAtLocationDetail required when Special Service Type is HOLD_AT_LOCATION or HOLD_AT_LOCATION with SATURDAY_DELIVERY.
2408	HomeDeliveryPremiumDetail required when Special Service Type is HOME_DELIVERY_PREMIUM.

Code	Message
2409	ReturnShipmentDetail required when Special Service Type is RETURN_SHIPMENT.
2410	SignatureOptionDetail required when Special Service Type is SIGNATURE_OPTION.
2411	Invalid value for Signature Service.
2412	MPS is not allowed for NON-COD shipment.
2413	Invalid addTransportationCharges.
2414	Invalid CodCollectionType.
2415	codRecipient must be supplied when Special Service Type is COD.
2416	codReferenceIndicator is invalid.
2417	companyName OR personName is required.
2418	phoneNumber is required.
2419	Invalid CodCollectionType.
2421	Phone number must be valid.
2422	Invalid customerReferenceType for customer reference {CUSTOMER_REFERENCE_INDEX} in requestedPackage {PACKAGE_INDEX}.
2423	customerReference value length must not exceed 40 characters for customer reference {CUSTOMER_REFERENCE_INDEX} in requestedPackage {PACKAGE_INDEX}.
2424	hazMatCertificateData is required.
2425	Invalid dangerousGoodsAccessibilityType.
2426	dangerousGoodsAccessibilityType is required.
2427	clientDetail is required.
2428	Invalid tracking number.
2429	Invalid units for dimensions.
2430	length, width, and height must be greater than 0.
2431	streetLines[1] is required for HoldAtLocationDetail.
2432	Invalid phoneNumber for HoldAtLocationDetail.
2433	City is required for HoldAtLocationDetail.
2434	shippingChargesPaymentType must be shipper for COD.

Code	Message
2435	COD not allowed for service type.
2436	Package girth exceeds the max girth for this service/packaging combination.
2437	Package length exceeds the max length for this service/packaging combination.
2438	Package width exceeds the max width for this service/packaging combination.
2439	Package girth is less than the min girth for this service/packaging combination.
2440	Package length is less than the min length for this service/packaging combination.
2441	Package width is less than the min width for this service/packaging combination.
2442	Invalid statementData for the exportDetail.
2443	B13A Filing Option data are inconsistent.
2444	B13A Filing Option is missing or invalid.
2445	Export permit number is invalid.
2446	Hold At Location not allowed with this service.
2447	Signature on File is required for export shipments.
2448	Export detail data are missing from this shipment.
2449	International detail information is required for non-domestic-U.S. shipments.
2450	Destination country does not accept international document shipments.
2451	Destination country does not accept international non-document shipments.
2452	International document type is required for non-domestic-U.S. shipment.
2453	Invalid Localization languageCode.
2454	Invalid currencyType.
2455	Invalid amount.
2456	Payor is required.
2457	requestedShipment is required.
2458	Weight is required.
2459	Weight must be greater than 0.

Code	Message
2460	Invalid weight units.
2461	labelSpecification is required.
2462	Invalid packaging type.
2463	The number of RequestedPackages in the RequestedShipment must be equal to 1.
2464	Invalid service type.
2465	Invalid preferredCurrency.
2466	Invalid dropoffType.
2467	shippingChargesPayment is required.
2468	totalWeight is required.
2469	shipTimestamp is invalid.
2470	recipient is required.
2471	shipper is required.
2472	Dry Ice not allowed with Ground service, use Haz Mat instead.
2473	Invalid State Or Province Code.
2474	Invalid city.
2475	Invalid accountNumber.
2476	Invalid meterNumber.
2477	Invalid collectionAmount.
2478	Invalid country code for HoldAtLocationDetail.
2479	Invalid streetLine[1] for HoldAtLocationDetail.
2480	Invalid stateOrProvinceCode for HoldAtLocationDetail.
2481	signatureOptionType specified is invalid.
2482	Specified Signature Option is invalid for Express Freight Service.
2483	signatureReleaseNumber is required for signature option NO_SIGNATURE_REQUIRED.
2484	Signature Option Type has been changed to SERVICE_DEFAULT.

Code	Message
2485	Signature Option Type has been changed to DIRECT.
2486	Signature Option Type has been changed to ADULT.
2487	Dimensions are required for Express Freight Services.
2488	Invalid ShipmentSpecialServiceType.
2489	Invalid Home Delivery Premium Type.
2490	Home Delivery Premium Detail Date must be supplied when requesting DATE_CERTAIN delivery.
2491	Invalid Phone Number for Home Delivery Premium Detail.
2492	Piece Count Verification Box Count must be greater than 0.
2493	Piece Count Verification Box Count is invalid with this Service Type.
2494	Package dry ice weight cannot be greater than package weight.
2495	Packaging Type changed to YOUR_PACKAGING for EXPRESS_SAVER service.
2496	No INSIDE_DELIVERY with service type.
2497	No INSIDE_PICKUP with service type.
2498	Recipient/Third party account validation failed.
2499	Recipient/Third party account not authorized for ground billing.
2500	Signature option requested is not valid for this service type.
2501	Weight value cannot be < 1.
2502	This shipment was designated as Residential Delivery but qualifies for FedEx Home Delivery. Please mark this shipment with the service 'FedEx Home Delivery' and re-ship.
2503	Signature option has been changed to INDIRECT.
2504	Invalid Smart post special service type.
2505	"USPS_DELIVERY_CONFIRMATION" was added to the smart post special services.
2506	Invalid Tracking Id Type for Package (PACKAGE_INDEX).
2507	Invalid Master Tracking Id Type.
2508	Invalid Tracking Id Type.
2516	Shipper Account Number cannot be different from ClientDetail AccountNumber.

Code	Message
2517	When payment Type is shipper, ShippingChargesPayment Payor AccountNumber should match the shipper account number.
2519	Total Insured value exceeds customs value.
2520	Duties Payor Account Number does not match Shipper Account Number.
2521	Importer Account Number does not match Shipper Account Number.
2522	Shipper is the Importer of Record.
2523	Broker information cannot be populated for Broker Inclusive shipment.
2524	Duties Payor Account Number is required with THIRD_PARTY as payment type.
2525	Recipient has been defaulted to the Importer of Record.
2526	Importer has been defaulted to the Third Party.
2528	Invalid Importer Data.
2529	GAA form could not be generated.
2530	GAA instructions could not be generated.
2531	Package insured value can not exceed Total insured value.
2532	Hold at Location country must match Recipient country.
2700	Service Factory exception received in Ship.init.
2701	Exception in Ship.deleteShipment.
2702	Exception in Ship.processShipment.
2703	Exception in Ship.validateShipment.
2704	Exception in ValidateDeleteShipment.doValidateDeleteShipment.
2705	Exception in ValidateProcessShipment.doValidateProcessShipment.
2706	Exception in ValidateShipment.doValidateShipment.
2707	Child piece cannot continue processing. The shipment has been deleted.
2708	Dangerous Goods special service type is required with the dangerous goods hazardous commodity option type.
2709	Invalid number of commodities in hazardous commodity content.
2710	Invalid hazmat commodity emergency phone number.

Code	Message
2711	Quantity is required for hazardous commodity content.
2712	Invalid hazardous commodity quantity amount.
2713	Invalid hazardous commodity quantity units.
2714	Packaging is required for hazardous commodity content.
2715	Invalid hazardous commodity packaging count.
2716	Invalid hazardous commodity packaging units.
2717	Package {PACKAGE_INDEX} - Dangerous goods hazardous commodity option type is invalid or missing.
2998	General Failure.
2999	Document content type is invalid.
3000	Invalid Shipper city.
3001	Invalid Shipper Country Code.
3002	Invalid Shipper streetLine 1.
3003	Invalid Shipper state Or Province Code.
3004	Shipper Company Name OR Person Name is required.
3005	Shipper Phone Number is required.
3006	Invalid paymentType.
3007	Shipper Person Name must be at least 2 characters.
3008	Invalid labelImageType.
3009	Invalid labelStockType.
3010	Invalid labelPrintingOrientation.
3011	Shipper Company Name must be at least 2 characters.
3012	Shipper Phone Number is invalid.
3013	Recipient Company Name OR Person Name is required.
3014	Recipient Phone Number is required.
3015	Invalid Recipient city.

Code	Message
3016	Recipient Company Name must be at least 2 characters.
3017	Invalid Recipient Country Code.
3018	Invalid Recipient StreetLine 1.
3019	Recipient Person Name must be at least 2 characters.
3020	Recipient Phone Number is invalid.
3021	Recipient State Code is missing.
3022	General Failure.
3023	Postal Code not found.
3024	Shipper Postal Code not found.
3025	Invalid Postal Code Format.
3026	Postal Code not Served.
3027	Postal-State Mismatch.
3028	Postal-City Mismatch.
3029	Country not served.
3030	Country code is required and must not exceed the limit of 2 characters.
3031	Invalid postal code/routing code input.
3032	P.O. Box zip.
3033	Postal code or routing code is required.
3034	Postal/Routing code and country do not match.
3035	The length of the postal code exceeds the limit of 16 characters.
3036	The length of the state or province exceeds the limit of 3 characters.
3037	Invalid Shipper Postal Code Format.
3038	Shipper Postal Code not Served.
3039	Shipper Postal-State Mismatch.
3040	Shipper Postal-City Mismatch.

Code	Message
3041	Shipper Country not served.
3042	Shipper Country code is required and must not exceed the limit of 2 characters.
3043	Invalid Shipper postal code/routing code input.
3044	Shipper zip is a P.O. Box - Not allowed.
3045	Shipper Postal code or routing code is required.
3046	Shipper Postal/Routing code and country do not match.
3047	The length of the Shipper postal code exceeds the limit of 16 characters.
3048	The length of the Shipper state or province exceeds the limit of 3 characters.
3049	Recipient Postal Code not found.
3050	Invalid Recipient Postal Code Format.
3051	Recipient Postal Code not Served.
3052	Recipient Postal-State Mismatch.
3053	Recipient Postal-City Mismatch.
3054	Recipient Country not served.
3055	Recipient Country code is required and must not exceed the limit of 2 characters.
3056	Invalid Recipient postal code/routing code input.
3057	Recipient zip is a P.O. Box - Not allowed.
3058	Recipient Postal code or routing code is required.
3059	Recipient Postal/Routing code and country do not match.
3060	The length of the Recipient postal code exceeds the limit of 16 characters.
3061	The length of the Recipient state or province exceeds the limit of 3 character.
3062	Hold at Location Postal Code not found.
3063	Invalid Hold at Location Postal Code Format.
3064	Hold at Location zip is a P.O. Box - Not allowed.
3065	Hold at Location Postal-State Mismatch.

Code	Message
3066	Hold at Location Postal-City Mismatch.
3067	Hold at Location Country not served.
3068	Hold at Location Country code is required and must not exceed the limit of 2 characters.
3069	Invalid Hold at Location postal code/routing code input.
3070	Hold at Location zip is a P.O. Box - Not allowed.
3071	Hold at Location Postal code or routing code is required.
3072	Hold at Location Postal/Routing code and country do not match.
3073	The length of the Hold at Location postal code exceeds the limit of 16 characters.
3074	The length of the Hold at Location state or province exceeds the limit of 3 character.
3075	Location Not Found.
3076	Shipper Location Not Found.
3077	Recipient Location Not Found.
3078	Hold at Location Address - Location Not Found.
3079	Unable to process requested shipment at this time. Please try later.
3080	Location-Zip mismatch.
3081	Shipper Location-Zip mismatch.
3082	Recipient Location-Zip mismatch.
3083	Hold-at-Location Location-Zip mismatch.
3084	Postal-Country mismatch.
3085	Shipper Postal-Country mismatch.
3086	Recipient Postal-Country mismatch.
3087	Hold-at-Location Postal-Country mismatch.
3088	Postal Code not found.
3089	Shipper Postal Code not found.
3090	Postal Code not found.

Code	Message
3091	Hold-at-Location Postal Code not found.
3092	Destination Control Statement type not allowed for selected service.
3093	Destination Control Statement type is not valid.
3094	The provided FTR Exemption or AES Citation is invalid.
3366	Origin country code must be the same as shipper Country Code.
3367	Origin - Invalid streetLine 1.
3368	Origin - Invalid countryCode.
3369	Origin - Company Name OR Person Name is required.
3370	Origin - Phone Number is required.
3371	Origin - Company Name must be at least 2 characters.
3372	Origin - Person Name must be at least 2 characters.
3373	Origin - Phone Number is invalid.
3374	Origin - Invalid State Or Province Code.
3375	Origin - Invalid city.
3376	Origin - Postal Code not found.
3377	Origin - Invalid Postal Code Format.
3378	Origin - Postal Code not Served.
3379	Origin - Postal-State Mismatch.
3380	Origin - Postal-City Mismatch.
3381	Origin - Country not served.
3382	Origin - Country code is required and must not exceed the limit of 2 characters.
3383	Origin - Invalid postal code/routing code input.
3384	Origin - P.O. Box zip.
3385	Origin Postal code or routing code is required.
3386	Origin - Postal/Routing code and country do not match.

Code	Message
3387	Origin - The length of the postal code exceeds the limit of 16 characters.
3388	Origin - The length of the state or province exceeds the limit of 3 characters.
3389	Origin - Location Not Found.
3390	International Broker - Invalid streetLine 1.
3391	International Broker - Invalid countryCode.
3392	International Broker - Invalid streetLine 1.
3393	International Broker - Phone Number is required.
3394	International Broker - Invalid Broker Company Name.
3395	International Broker - Invalid Person Name.
3396	International Broker - Phone Number is invalid.
3397	International Broker - Invalid State Or Province Code.
3398	International Broker - Invalid city.
3399	International Broker - Postal Code not found.
3400	International Broker - Invalid Postal Code Format.
3401	International Broker - Postal Code not Served.
3402	International Broker - Postal-State Mismatch.
3403	International Broker - Postal-City Mismatch.
3404	International Broker - Country not served.
3405	International Broker - Country code is required and must not exceed the limit of 2 characters.
3406	International Broker - Invalid postal code/routing code input.
3407	International Broker - P.O. Box zip.
3408	International Broker - Postal code or routing code is required.
3409	International Broker - Postal/Routing code and country do not match.
3410	International Broker - The length of the postal code exceeds the limit of 16 characters.
3411	International Broker - The length of the state or province exceeds the limit of 3 characters.

Code	Message
3412	International Broker - Location Not Found.
3413	International Importer of Record - Invalid streetLine 1.
3414	International Importer of Record - Invalid countryCode.
3415	International Importer of Record - Invalid Company Name.
3416	International Importer of Record - Phone Number is required.
3417	International Importer of Record - Company Name must be at least 2 characters.
3418	International Importer of Record - Person Name must be at least 2 characters.
3419	International Importer of Record - Phone Number is invalid.
3420	International Importer of Record - Invalid State Or Province Code.
3421	International Importer of Record - Invalid city.
3422	International Importer of Record - Postal Code not found.
3423	International Importer of Record - Invalid Postal Code Format.
3424	International Importer of Record - Postal Code not Served.
3425	International Importer of Record - Postal-State Mismatch.
3426	International Importer of Record - Postal-City Mismatch.
3427	International Importer of Record - Country not served.
3428	International Importer of Record - Country code is required and must not exceed the limit of 2 characters.
3429	International Importer of Record - Invalid postal code/routing code input.
3430	International Importer of Record - P.O. Box zip.
3431	International Importer of Record - Postal code or routing code is required.
3432	International Importer of Record - Postal/Routing code and country do not match.
3433	International Importer of Record - The length of the postal code exceeds the limit of 16 characters.
3434	International Importer of Record - The length of the state or province exceeds the limit of 3 characters.
3435	International Importer of Record - Location Not Found.
3436	Printed Label of Origin - Invalid streetLine 1.

Code	Message
3437	Printed Label of Origin - Invalid countryCode.
3438	Printed Label of Origin - Invalid streetLine 1.
3439	Printed Label of Origin - Phone Number is required.
3440	Printed Label of Origin - Company Name must be at least 2 characters.
3441	Printed Label of Origin - Person Name must be at least 2 characters.
3442	Printed Label of Origin - Phone Number is invalid.
3443	Printed Label of Origin - Invalid State Or Province Code.
3444	Printed Label of Origin - Invalid city.
3445	Printed Label of Origin - Postal Code not found.
3446	Printed Label of Origin - Invalid Postal Code Format.
3447	Printed Label of Origin - Postal Code not Served.
3448	Printed Label of Origin - Postal-State Mismatch.
3449	Printed Label of Origin - Postal-City Mismatch.
3450	Printed Label of Origin - Country not served.
3451	Printed Label of Origin - Country code is required and must not exceed the limit of 2 characters.
3452	Printed Label of Origin - Invalid postal code/routing code input.
3453	Printed Label of Origin - P.O. Box zip.
3454	Printed Label of Origin - Postal code or routing code is required.
3455	Printed Label of Origin - Postal/Routing code and country do not match.
3456	Printed Label of Origin - The length of the postal code exceeds the limit of 16 characters.
3457	Printed Label of Origin - The length of the state or province exceeds the limit of 3 characters.
3458	Printed Label of Origin - Location Not Found.
3459	Hold at Location in Special Services Requested - Invalid streetLine 1.
3460	Hold at Location in Special Services Requested - Invalid countryCode.
3461	Hold at Location in Special Services Requested - Invalid streetLine 1.

Code	Message
3462	Hold at Location in Special Services Requested - Phone Number is required.
3463	Hold at Location in Special Services Requested - Company Name must be at least 2 characters.
3464	Hold at Location in Special Services Requested - Person Name must be at least 2 characters.
3465	Hold at Location in Special Services Requested - Phone Number is invalid.
3466	Hold at Location in Special Services Requested - Invalid State Or Province Code.
3467	Hold at Location in Special Services Requested - Invalid city.
3468	Hold at Location in Special Services Requested - Postal Code not found.
3469	Hold at Location in Special Services Requested - Invalid Postal Code Format.
3470	Hold at Location in Special Services Requested - Postal Code not Served.
3471	Hold at Location in Special Services Requested - Postal-State Mismatch.
3472	Hold at Location in Special Services Requested - Postal-City Mismatch.
3473	Hold at Location in Special Services Requested - Country not served.
3474	Hold at Location in Special Services Requested - Country code is required and must not exceed the limit of 2 characters.
3475	Hold at Location in Special Services Requested - Invalid postal code/routing code input.
3476	Hold at Location in Special Services Requested - P.O. Box zip.
3477	Hold at Location in Special Services Requested - Postal code or routing code is required.
3478	Hold at Location in Special Services Requested - Postal/Routing code and country do not match.
3479	Hold at Location in Special Services Requested - The length of the postal code exceeds the limit of 16 characters.
3480	Hold at Location in Special Services Requested - The length of the state or province exceeds the limit of 3 characters.
3481	Hold at Location in Special Services Requested - Location Not Found.
3482	COD Recipient in Special Services Requested - Invalid streetLine 1.
3483	COD Recipient in Special Services Requested - Invalid countryCode.
3484	COD Recipient in Special Services Requested - Invalid streetLine 1.
3485	COD Recipient in Special Services Requested - Phone Number is required.
3486	COD Recipient in Special Services Requested - Company Name must be at least 2 characters.

Code	Message
3487	COD Recipient in Special Services Requested - Person Name must be at least 2 characters.
3488	COD Recipient in Special Services Requested - Phone Number is invalid.
3489	COD Recipient in Special Services Requested - Invalid State Or Province Code.
3490	COD Recipient in Special Services Requested - Invalid city.
3491	COD Recipient in Special Services Requested - Postal Code not found.
3492	COD Recipient in Special Services Requested - Invalid Postal Code Format.
3493	COD Recipient in Special Services Requested - Postal Code not Served.
3494	COD Recipient in Special Services Requested - Postal-State Mismatch.
3495	COD Recipient in Special Services Requested - Postal-City Mismatch.
3496	COD Recipient in Special Services Requested - Country not served.
3497	COD Recipient in Special Services Requested - Country code is required and must not exceed the limit of 2 characters.
3498	COD Recipient in Special Services Requested - Invalid postal code/routing code input.
3499	COD Recipient in Special Services Requested - P.O. Box zip.
3500	COD Recipient in Special Services Requested - Postal code or routing code is required.
3501	COD Recipient in Special Services Requested - Postal/Routing code and country do not match.
3502	COD Recipient in Special Services Requested - The length of the postal code exceeds the limit of 16 characters.
3503	COD Recipient in Special Services Requested - The length of the state or province exceeds the limit of 3 characters.
3504	COD Recipient in Special Services Requested - Location Not Found.
3505	COD Recipient in Shipment Special Services Requested - Contact or Company name is required.
3506	COD Recipient in Shipment Special Services Requested - Invalid countryCode.
3507	COD Recipient in Special Services Requested - Invalid streetLine 1 for Package {PACKAGE_INDEX}.
3508	COD Recipient in Special Services Requested - Phone Number is required for Package {PACKAGE_INDEX}.
3509	COD Recipient in Special Services Requested - Company Name must be at least 2 characters for Package {PACKAGE_INDEX}.
3510	COD Recipient in Special Services Requested - Person Name must be at least 2 characters for Package {PACKAGE_INDEX}.

Code	Message
3511	COD Recipient in Special Services Requested - Phone Number is invalid for Package {PACKAGE_INDEX}.
3512	COD Recipient in Special Services Requested - Invalid State Or Province Code.
3513	COD Recipient in Special Services Requested - Invalid city.
3514	COD Recipient in Special Services Requested - Postal Code not found.
3515	COD Recipient in Special Services Requested - Invalid Postal Code Format.
3516	COD Recipient in Special Services Requested - Postal Code not served.
3517	COD Recipient in Special Services Requested - Postal-State Mismatch.
3518	COD Recipient in Special Services Requested - Postal-City Mismatch.
3519	COD Recipient in Special Services Requested - Country not served.
3520	COD Recipient in Special Services Requested - Country code is required and must not exceed the limit of 2 characters.
3521	COD Recipient in Special Services Requested - Invalid postal code/routing code input.
3522	COD Recipient in Special Services Requested - P.O. Box zip.
3523	COD Recipient in Special Services Requested - Postal code or routing code is required.
3524	COD Recipient in Special Services Requested - Postal/Routing code and country do not match.
3525	COD Recipient in Special Services Requested - The length of the postal code exceeds the limit of 16 characters.
3526	COD Recipient in Special Services Requested - The length of the state or province exceeds the limit of 3 characters.
3527	COD Recipient in Special Services Requested - Location Not Found for Package# {PACKAGE_INDEX}.
3533	Electronic Trade Documents are not available for domestic shipments.
3534	Electronic Trade Documents request are not supported with future day shipments.
3535	Customer documents cannot be requested for return. Only FedEx generated documents can be returned.
3536	Electronic Trade Document file type or name is invalid.
3537	Number of Electronic Trade Documents attached exceed the maximum allowed.
3538	Customer documents or request to generate shipping documents is required to process a shipment with Electronic Trade Document request.
3539	Uploaded Electronic Trade Document Type is not valid.

Code	Message
3540	Estimated duties and taxes are returned only for shipping charges payment type of shipper.
3541	Electronic Trade Documents are not allowed with the special services selected.
3542	ETD not allowed with document shipments with no commercial value.
3543	Document {DOC_INDEX} size exceeds maximum allowed.
3544	Customer provided CI is not allowed when the original FedEx generated shipping document request has a CI/PI.
3545	Customer should attach at least one CI or PI or select option to create FedEx generated CI or PI to ship ETD.
3601	At least one freight shipment line item is required.
3602	Freight shipment line item {FREIGHT_SHIPMENT_LINE_ITEM} -commodity description is required.
3603	Freight shipment role type invalid or missing.
3604	Freight account payment type invalid or missing.
3605	Account number is not valid for the role selected.
3606	Freight payment type is not valid for the role selected.
3900	Invalid Recipient Customs Tax ID.
3901	Invalid Tax ID Type.
3902	Description not valid for documents with value.
3903	Commodity customs value cannot be greater than zero if commodity description is Correspondence/No Commercial Value.
3904	Commodity unit value cannot be greater than zero if commodity description is Correspondence/No Commercial Value.
3905	A commercial invoice is not allowed if the country of manufacture is XX.
3906	Electronic Commercial Invoice not allowed for non-dutiable document shipment.
3907	Invalid Customs Value.
3908	Weight is required for commodity {COMMODITY_INDEX}.
3909	Customs Value cannot be zero for commodity {COMMODITY_INDEX}.
3910	Invalid description of contents for commodity {COMMODITY_INDEX}.
3911	Quantity is required for commodity {COMMODITY_INDEX}.
3913	Unit value is required for commodity {COMMODITY_INDEX}.

Code	Message
3914	Unit of measurement required for commodity {COMMODITY_INDEX}.
3928	Pickup date time is required.
3929	Invalid ready date time, must contain a time between 08:00am and 06:00pm.
3930	Total insured value for express tag should be between 0 and 50000.
3931	Invalid date format at ready date time.
3932	Invalid date format at latest pickup date time.
3938	Ready date, pickup date and the shipment date are not the same.
3939	Invalid ready date time for commercial pickup.
3940	For commercial pickup the ready date time should be before the business close time.
3941	Ready date should be after the current date.
3942	Courier instructions field should not be more than 30 characters.
3943	Business close time does not contain a time between 08:00am and 06:00pm.
3944	The requested pickup date is not a business day.
3945	The requested pickup date may not be more than 14 days from today.
3946	Call tag may only be canceled by the shipper who originally requested it.
3947	Unable to retrieve details: confirmation number not found.
3948	Unable to cancel call tag; it has been already canceled.
3949	The Ground system indicated the call tag cannot be canceled.
3950	Invalid time stamp.
3951	Invalid special service option type at package {PACKAGE_INDEX}.
3952	Confirmation number required to cancel a tag transaction.
3953	Invalid payment type.
3954	Past Cut Off Time.
3955	Cannot schedule pickup beyond 1 working day.
3956	Cannot schedule pickup request for previous day.

Code	Message
3957	Customer reference number contains an invalid character.
3958	Duplicate cancel request.
3959	No dispatch found for this location.
3960	Zip state mismatch.
3961	Incomplete recipient data.
3962	Dispatch already exists.
3963	Package Count exceeds the maximum allowed.
3964	Difference between Ready Time and Business Close / Last Pickup Time is too small.
3965	The payment details used to schedule the ground call tag is required for cancellation.
3966	Destination address is not provided/ invalid.
3967	Invalid Company Close Time.
3970	PickupDetail Request Type - Pickup Request Type is invalid.
3971	PickupDetail Request Source - Pickup Request Source is invalid.
3975	Duplicate sequence or Missing sequence number in the package list.
3976	Harmonized code is invalid.
4000	Invalid or blank FICE type.
4001	FICE license or permit number is required.
4002	FICE license or permit number expiration date is invalid.
4003	Document shipment is not allowed with FICE.
4004	Invalid service type selected for FICE shipment.
4005	FICE license or permit number is not required.
4006	FICE license or permit number expiration date is not required.
4007	FICE entry number is required.
4008	FICE entry number isn't required.
4009	FICE Foreign Trade Zone code is required.

Code	Message
4010	Invalid Physical Packaging.
5010	Account Number Is Empty or NULL.
5011	Meter Number Is Empty or NULL.
5012	Account Number Not In database.
5013	FedEx account number and meter inconsistent
5014	Invalid or blank package count.
5015	weight.value missing or invalid
5016	No Contact Name specified.
5017	Invalid Company close time.
5018	Unable to pickup before close time.
5019	Too late for pickup.
5020	No pickup service today.
5021	Ready Date is not available for Pickup.
5022	Unable to process request
5023	Bad transaction number
5024	Bad Address; it is Empty or NULL.
5025	Bad City; Field is empty or null.
5026	State field is empty or null.
5027	Missing or invalid postalCode
5028	Invalid ready time.
5029	Missing or invalid countryCode
5030	Invalid Zip Code.
5031	Destination Zip Code is Invalid.
5032	Destination Zip Code is an Unserved P.O. Box
5033	Destination Zip Code is a served P.O. Box.

Code	Message
5034	Same-day service not available to this location.
5035	Service is not available to this location.
5036	Too Late For Pickup Service. Drop off available.
5037	CSS Service is not allow to this location.
5038	Dangerous goods are not allow to this location.
5039	Dry Ice is not allow to this location.
5040	No HAL service to this location.
5041	Original Zip Code is a P.O. Box.
5042	Invalid Pickup Time.
5043	Destination Zip Code is out of Delivery Area.
5044	Ready Time after Cutoff Time.
5045	Unable to process request
5046	Missing Authentication Flag.
5047	Missing or invalid confirmation number
5048	Invalid Location ID.
5049	No Dispatch found for this account
504A	Invalid Customer Name
504B	Invalid phone number.
504C	Previous day pickup, cannot cancel or update.
504D	Pickup already made, cannot cancel or update.
504E	General update error.
504F	Pickup was canceled - cannot update.
5050	Pickup is over 2 days old - cannot update.
5051	Remote location - call FedEx.
5052	Database failure.

Code	Message
5053	Unable to process request.
5054	Dispatch already exists.
5055	Intra-country service not available.
5056	Pickup Date too far in future.
5057	Invalid date.
5058	Past Express Freighter cutoff - use international priority.
5059	Cannot schedule dispatch for more than a given number of working days.
505A	State or zip code change not allowed.
505B	Must reschedule to change pickup day.
505C	Location is missing or invalid.
505D	Carrier missing or invalid.
505E	Courier remarks missing or invalid.
505F	Invalid package width.
5060	Invalid package length.
5061	Invalid package height.
5062	Invalid Service Type.
5063	Invalid Truck Type.
5064	Invalid Trailer Size.
5065	Invalid Booking Number (Only Numeric).
5066	Invalid Girth. (This is returned by P2D).
5067	Invalid Dept, Floor, Suite Code.
5068	Max Weight allowed Per Piece is 2200 for F1/F2/F3 as per P2D.
5069	More then 1 record matches phone number from 1source. IVRDispatch only.
5070	1 Source cannot find account number. IVRDispatch only.
5071	Unable to call Rate. IVRDispatch only.

Code	Message
5072	Unable to call 1source. IVRDispatch only.
5073	Response from P2D is too Large. IVRDispatch only.
5074	Unable to connect to Ursa Error.
5075	Incomplete Date Returned from P2D. ExpressTag Only.
5076	Incomplete Time Returned from P2D. ExpressTag Only.
5077	Package Count is invalid. ExpressTag Only.
5078	Exp Tag Service Code is invalid. ExpressTag Only.
5079	Both Contact Name and Company Name are blank. ExpressTag Only.
507A	Currency Code must be USD.
507B	Declared Value is too large, blank, or not valid.
507C	Weight UOM must be LBS.
507D	Bad RMA Number.
507E	Bad Pay Type.
507F	Pay Type is Other but Payor AcctNbr is blank.
5080	P2D Returns a different Date then requested. ExpressTag Only.
5081	Average Package Weight Exceeds Service Code Limit. ExpressTag Only.
5082	Invalid Recipient Phone Number. ExpressTag Only.
5083	Recipient streetLine missing.
5084	Recipient city missing.
5085	Invalid Recipient State. ExpressTag Only.
5087	Recipient countryCode missing.
5088	Neither Recipient Company Name nor Contact Name populated. ExpressTag Only.
5089	Postal code and state/province mismatch.
508A	Recipient Zip State Combination doesn't match. ExpressTag Only.
508B	Duplicate cancel request.

Code	Message
508C	Cannot schedule a Pickup Request for the previous day.
508D	Same day Express Tag not available at pickup address.
508E	Saturday Delivery not available for standard overnight.
508F	PRP Indicator is set but PRP not populated. IVR Dispatch Only.
5090	Sat. Hold at Loc. not available for Standard Overnight.
5091	Max Weight for Letter Exceeded.
5092	Special services conflict.
5093	Difference between LatestPickupTime and ReadyTime too small.
509D	Unique UserId missing or invalid.
509E	softwareId missing or invalid.
50A0	Unable to process request.
50A2	Unable to process request.
50A3	Invalid FedEx account number.
50A4	Invalid meter number.
50A6	Invalid courierRemarks.
50A7	Missing or invalid Ground shipper number.
50A8	Unable to process request.
50A9	Unable to process request.
50AA	Unable to process request.
50AB	Unable to process request.
50AC	Unable to process request.
50AD	Postal code and country do not match.
50AE	Country not served.
50AF	Unable to process request.
50B0	Unable to process request.

Code	Message
50B1	Unable to process request.
50B2	Client softwareId and softwareRelease not supported.
50B4	PickupRequestType array missing or empty.
50B5	PickupRequestType array contains an invalid value.
50B6	Express Tag not available for this address.
5094	Prohibited shipper State Code.
5095	Prohibited Recipient State Code.
5100	Unable to process request.
5101	Unable to process request.
5102	Unable to process request.
5103	Unable to process request.
5104	Unable to process request.
5105	Pickup more than 4 days old.
5106	Unable to schedule pickup.
5107	Package access needed.
5108	Unable to process request.
5109	Unable to process request.
510A	softwareRelease missing or invalid.
510B	clientDetail missing.
510C	dimensions.units missing or invalid.
510D	weight.units missing or invalid.
510E	region code missing or invalid.
510F	address missing or Invalid.
5110	callCenterId missing or invalid.
5111	streetLine missing.

Code	Message
5112	lastAccessTime missing or invalid.
5113	weight missing.
5114	weight.value missing or invalid.
5115	getFurtherLocationDescription.type is missing or invalid.
5116	getFurtherLocationDescriptions.description is missing or invalid.
5117	undefined serviceType.
5118	Service not available to this location.
5119	invalid serviceType.
511A	invalid packagingType.
511B	invalid pickupType.
511C	Unable to process request.
511D	account not Ground enabled.
511E	Unable to process request.
511F	state code and postal does not match.
5120	invalid carrier for service.
5121	Recipient address missing.
5122	PackageDetails array must contain at least one item.
5123	Package weight value missing or invalid.
5124	Package weight units missing or invalid.
5125	Package insuredValue missing or invalid.
5126	Package insuredValue units missing or invalid.
5127	Total insuredValue value missing or invalid.
5128	Total insuredValue value missing or invalid.
5129	Package insuredValue value missing.
512A	Requested Account does not match Existing Account.

Code	Message
512B	payor accountNumber is invalid.
512C	paymentType is invalid.
512D	payor accountNumber is missing.
512E	paymentType is missing.
512F	payor is missing.
5130	TagDetail is missing.
5131	Service and Packaging are required for Express Tag.
5132	Service level invalid.
5133	Could not communicate with freight service.
5134	Cargo account in active status.
5135	Cargo account in inactive status.
5136	Cargo account in inactive status - cannot dispatch.
5137	numberOfBusinessDays is invalid.
5138	undefined packagingType.
5139	Invalid countryRelationships value.
5145	Pickup Date not a working day.
5146	Same Day Metro service not enabled.
5147	Max weight for PO service is 31 KG per package.
5148	A pickup already exists.
5149	Unable to create ground account number.
514A	No tracking or account number provided for ground pickup for return.
514B	Invalid tracking id.
5150	Unable to process request.
5151	Unable to process request.
5152	No reason text specified.

Code	Message
5153	Pickup request has been assigned. Cannot cancel pickup.
5154	Account number, shipment type, and shipment terms do not match.
5155	Poison not allowed in, out, or within Mexico.
5156	Poison not allowed in, out, or within Mexico for shipment {PARAM_ID_1}.
5157	Invalid role.
5158	Invalid email for shipment {PARAM_ID_1}.
5159	Zip code must be no more than 5 characters.
515A	Canada postal codes must be no more than 6 characters.
515B	Pickup has been combined with a previous request.
515C	User to call customer service.
515D	Invalid pieces for shipment {PARAM_ID_1}.
515E	Invalid total handling units for shipment {PARAM_ID_1}.
515F	Invalid weight for shipment {PARAM_ID_1}.
5160	Guaranteed service not available for this route for shipment {PARAM_ID_1}.
5161	PO number is not specified.
5162	Freeze protection not allowed for shipment {PARAM_ID_1}.
5163	Hazmat not allowed to Mexico for shipment {PARAM_ID_1}.
5164	Invalid origin country.
5165	Invalid origin postal code.
5166	Invalid origin city.
5167	Invalid origin state.
5168	Invalid origin address.
5169	No service center exists for pickup location.
516A	Invalid destination country for shipment {PARAM_ID_1}.
516B	Invalid destination postal code for shipment {PARAM_ID_1}.

Code	Message
516C	Invalid payment terms.
516D	Pickups in the Washington D.C. area require 1 day advance notice.
516E	The required international shipping forms must be presented to driver at time of pickup.
516F	No service center exists for destination location for shipment {PARAM_ID_1}.
5170	Pickups from Mexico to Puerto Rico are not allowed for shipment {PARAM_ID_1}.
5171	Invalid zip code for COD shipments.
5172	Intra Canada shipment not available for {PARAM_ID_2} shipments for shipment {PARAM_ID_1}.
5173	Intra Mexico shipment not available for shipment {PARAM_ID_1}.
5174	Intra service not available for shipments in overseas states for shipment {PARAM_ID_1}.
5175	Service not available for shipments from overseas states to Canada for shipment {PARAM_ID_1}.
5176	Canada to US is not allowed for {PARAM_ID_2} shipments for shipment {PARAM_ID_1}.
5177	Mexico to US is not allowed for {PARAM_ID_2} shipments for shipment {PARAM_ID_1}.
5178	Canada to Mexico shipments are not allowed for shipment {PARAM_ID_1}.
5179	Mexico to Canada shipments are not allowed for shipment {PARAM_ID_1}.
517A	Account address does not match.
517B	Pickup time is past service center cutoff time.
517C	The pickup has been assigned to a driver, cannot update pickup.
517D	Additional documentation needed for pickups in D.C.
517E	Shipment {PARAM_ID_1} is invalid.
517F	Pickup date is a Canadian holiday or weekend.
5180	Pickup date is a US holiday or weekend.
5181	Pickup date is in the past.
5182	Close time is prior to 1200.
5183	Dock close time is before pickup time.
5184	Pickup time is less than 90 minutes before dock close time.

Code	Message
5185	Invalid origin contact name.
5186	Dock close time is before current service center time.
5187	Service center time is less than 90 minutes from dock close time.
5188	Service center time is less than 120 minutes from dock close time.
5189	Company Name or Account Number required.
518A	Begin Date missing or invalid.
518B	End Date missing or invalid.
518D	Invalid origin company name.
518E	Invalid origin e-mail address.
518F	Invalid origin phone number.
5190	Route error on shipment {PARAM_ID_1}: {PARAM_ID_2}.
5209	Freight functionality has been disabled.
5300	Unable to process request for express regulars.
5301	Unable to process request for express regulars in the past.
5302	Missing required date field in request for express regulars.
5303	Unable to process request for express regulars in the past.
5304	Unable to process request for express regulars in the past.
5305	Unable to process request for express regulars in the future.
5306	Unable to process request for express regulars in the future.
5307	Unable to process request for express regulars in the future.
5308	Effective date cannot be in the past.
5309	Unable to process Cancel request.
530A	Missing or Invalid Start Date on Cancel request.
530B	Missing or Invalid End Date on Cancel request.
530C	Missing or Invalid Contact Name on Cancel request.

Code	Message
530D	Missing or Invalid Phone Number on Cancel request.
530E	Missing or Invalid Account Number on Cancel request.
530F	Unable to process history detail request.
5310	Unable to process history detail request.
5311	Unable to process history detail request.
5312	Some pickups may not have been returned.
5400	Missing or invalid Zip Code.
5401	Postal Country required if account specified.
5402	Pickup not found.
5403	Unable to process request.
5404	No pickups specified.
5405	End date less than begin date.
5406	Begin or end date less than today.
5407	Today not valid for beginning or ending suspension date.
5420	Missing or Invalid Keyed Sequence Number.
6001	Invalid thermal printer.
6002	Invalid label type.
6003	Missing Label Type.
6004	Invalid or missing label format type.
6005	Thermal printer type supplied for plain paper request.
6006	Invalid payment type.
6007	Invalid dangerous goods value.
6008	Invalid weight unit.
6009	Invalid Dim Units.
6010	Invalid COD payment type.

Code	Message
6011	Missing Product Code.
6012	Can not find service description.
6013	Missing Recipient country code.
6014	Invalid recipient country code.
6015	Invalid postal code.
6016	Invalid carrier code.
6017	Invalid Language indicator.
6018	Graphic Entry Missing Graphic Info.
6019	X Location Missing for Custom Label Entry.
6020	Y Location Missing for Custom Label Entry.
6021	Font Information Missing for Custom Text Entry.
6022	Bar Code Height missing from Custom Bar Code Entry.
6023	Thin Bar Width missing from Custom Bar Code Entry.
6024	Bar Code Symbology Missing from Custom Bar Code Entry.
6025	Invalid Stock Type.
6026	Invalid DocTab path.
6027	DocTabContent not present. No doc-tab will be produced.
6028	LabelPrintingOrientationType not specified - using default value of N.
6044	The customer provided image exceeds maximum size allowed.
6045	Error while parsing VPath values.
6046	International shipping documents are not supported by non-international shipments.
6047	Invalid values for LabelPrintingOrientationType.
6048	Invalid type for OversizeClassType.
6049	Invalid character data found while processing the label.
6050	Shipment request failed due to label creation error.

Code	Message
6051	Shipment request failed due to label creation error.
6052	Shipment request failed due to label creation error.
6053	Shipment request failed due to label creation error.
6054	Shipment request failed due to label creation error.
6055	Shipment request failed due to label creation error.
6056	Shipment request failed due to label creation error.
6057	Shipment request failed due to label creation error.
6058	Shipment request failed due to label creation error.
6059	DryIceTotalWeight is greater than total shipment weight.
6060	ShipmentDryIceDetail is required.
6061	Invalid shipmentDryIceDetail totalWeight.
6062	Invalid shipment totalWeight.
6063	Invalid shipmentDryIceDetail packageCount.
6064	Total commodities weight is greater than package or shipment weight.
6065	Commodities are required for International Shipments.
6066	Insufficient information for commodity {COMMODITY_INDEX} to complete shipment.
6067	Weight units are inconsistent or differ from master.
6068	Invalid values for DocTabContentType.
6069	Unable to generate label - unexpected special character in request.
6071	Unable to generate shipping documents.
6072	Duplicate shipping document types are not allowed.
6073	Invalid disposition type for {SHIPPING_DOCUMENT}.
6074	Invalid grouping type for {SHIPPING_DOCUMENT}.
6075	Invalid access reference for {SHIPPING_DOCUMENT}.
6076	Label request is not supported.

Code	Message
6077	Labels to file is supported for offline clients only.
6097	Customer supplied documents are currently not supported.
6098	Customer supplied images are currently not supported.
6099	FedEx generated customs documents are currently not supported.
6501	RequestedShipment TotalWeight - weight must be greater than 0.
6502	RequestedShipment TotalWeight - Invalid weight units.
6503	RequestedShipment TotalWeight - weight exceeds maximum for requested service/packaging.
6504	RequestedShipment TotalWeight - weight is less than the minimum for requested service/packaging.
6505	Weight - weight must be greater than 0 in RequestedPackage {PACKAGE_INDEX}.
6506	Weight - Invalid weight units in RequestedPackage {PACKAGE_INDEX}.
6507	SpecialServicesRequested dryIceWeight - weight must be greater than 0 in RequestedPackage {PACKAGE_INDEX}.
6508	SpecialServicesRequested dryIceWeight - Invalid weight units in RequestedPackage {PACKAGE_INDEX}.
6509	Weight - weight must be greater than 0 in Commodity {COMMODITY_INDEX}.
6510	Weight - Invalid weight units in Commodity {COMMODITY_INDEX}.
6511	Recipients Localization - Invalid Localization languageCode for recipient {EMAIL_RECIPIENT_INDEX}.
6512	TransactionDetail Localization - Invalid Localization languageCode.
6513	RequestedShipment SpecialServicesRequested codDetail - Shipping Charges Payment Type must be shipper for COD.
6514	SpecialServicesRequested codDetail - Shipping Charges Payment Type must be shipper for COD in RequestedPackage {PACKAGE_INDEX}.
6515	ClientDetail Localization - Invalid Localization languageCode.
6518	RequestedShipment SpecialServicesRequested codDetail - COD not allowed for service type.
6519	SpecialServicesRequested codDetail - COD not allowed for service type in RequestedPackage {PACKAGE_INDEX}.
6520	Weight - Package weight exceeds maximum for requested service/packaging in RequestedPackage {PACKAGE_INDEX}.
6521	Weight - Package weight is less than the minimum for requested service/packaging in RequestedPackage {PACKAGE_INDEX}.
6522	SpecialServicesRequested dryIceWeight - Package weight exceeds maximum for requested service/packaging in RequestedPackage {PACKAGE_INDEX}.

Code	Message
6523	SpecialServicesRequested dryIceWeight - Package weight is less than the minimum for requested service/packaging in RequestedPackage {PACKAGE_INDEX}.
6524	Weight - Package weight exceeds maximum for requested service/packaging in Commodity {COMMODITY_INDEX}.
6525	Weight - Package weight is less than the minimum for requested service/packaging in Commodity {COMMODITY_INDEX}.
6526	RequestedShipment Origin contact - companyName OR personName is required.
6527	RequestedShipment Origin contact - phoneNumber is required.
6530	RequestedShipment Origin contact - Phone Number is invalid.
6531	RequestedShipment Recipient contact - companyName OR personName is required.
6532	RequestedShipment Recipient contact - phoneNumber is required.
6535	RequestedShipment Recipient contact - Phone Number is invalid.
6536	RequestedShipment Shipper contact - companyName OR personName is required.
6537	ShippingChargesPayment Payor - The payor's account number is invalid.
6538	ShippingChargesPayment Payor - The payor's countryCode is invalid.
6539	customsClearanceDetail Payor - The payor's account number is invalid.
6540	customsClearanceDetail Payor - The payor's countryCode is invalid.
6541	RequestedShipment Shipper contact - phoneNumber is required.
6542	Package {PACKAGE_INDEX} weight is inconsistent with dimension units, please use only English or Metric.
6543	Commodity weight is inconsistent with dimension units, please use only English or Metric.
6544	Shipment total weight is inconsistent with dimension units, please use only English or Metric.
6545	RequestedShipment SpecServReq codDetail codRecipient - An Address is required for a Party.
6546	RequestedShipment SpecServReq codDetail codRecipient - A Contact is required for a Party.
6547	RequestedShipment InternationalDetail broker - An Address is required for a Party.
6548	RequestedShipment customsClearanceDetail broker - A Contact is required for a Party.
6549	RequestedShipment customsClearanceDetail importerOfRecord - An Address is required for a Party.
6550	RequestedShipment customsClearanceDetail importerOfRecord - A Contact is required for a Party.

Code	Message
6551	RequestedShipment Shipper - An Address is required for a Party.
6552	RequestedShipment Shipper - A Contact is required for a Party.
6553	RequestedShipment Recipient - An Address is required for a Party.
6554	RequestedShipment Recipient - A Contact is required for a Party.
6555	InsuredValue - Invalid amount in RequestedPackage {PACKAGE_INDEX}.
6556	InsuredValue - Invalid currency in RequestedPackage {PACKAGE_INDEX}.
6557	VariableHandlingChargeDetail fixedValue - Invalid amount in RequestedPackage {PACKAGE_INDEX}.
6558	VariableHandlingChargeDetail fixedValue - Invalid currency in RequestedPackage {PACKAGE_INDEX}.
6559	SpecialServicesRequested codDetail collectionAmount - Invalid amount in RequestedPackage {PACKAGE_INDEX}.
6560	SpecialServicesRequested codDetail collectionAmount - Invalid currency in RequestedPackage {PACKAGE_INDEX}.
6561	customsClearanceDetail CustomsValue - Invalid amount.
6562	customsClearanceDetail CustomsValue - Invalid currency.
6563	RequestedShipment VariableHandlingChargeDetail fixedValue - Invalid amount.
6564	RequestedShipment VariableHandlingChargeDetail fixedValue - Invalid currency.
6565	CommercialInvoice FreightCharges - Invalid amount.
6566	CommercialInvoice FreightCharges - Invalid currency.
6567	CommercialInvoice InsuranceCharge - Invalid amount.
6568	CommercialInvoice InsuranceCharge - Invalid currency.
6569	CommercialInvoice TaxesOrMiscellaneousCharge - Invalid amount.
6570	CommercialInvoice TaxesOrMiscellaneousCharge - Invalid currency.
6571	CustomsValue - Invalid amount in Commodity {COMMODITY_INDEX}.
6572	CustomsValue - Invalid currency in Commodity {COMMODITY_INDEX}.
6573	UnitPrice - Invalid amount in Commodity {COMMODITY_INDEX}.
6574	UnitPrice - Invalid currency in Commodity {COMMODITY_INDEX}.
6575	RequestedShipment SpecialServicesRequested codDetail collectionAmount - Invalid amount.

Code	Message
6576	RequestedShipment SpecialServicesRequested codDetail collectionAmount - Invalid currency.
6577	LabelSpecification TermsAndConditionsLocalization - Invalid Localization languageCode.
6578	RequestedShipment totalInsuredValue - Invalid amount.
6579	RequestedShipment totalInsuredValue - Invalid currency.
6581	RequestedShipment Shipper contact - Phone Number is invalid.
6582	RequestedShipment SpecialServicesRequested dangerousGoodsDetail - hazMatCertificateData is required.
6583	RequestedShipment SpecialServicesRequested dangerousGoodsDetail - Invalid dangerousGoodsAccessibilityType.
6584	RequestedShipment SpecialServicesRequested dangerousGoodsDetail - dangerousGoodsAccessibilityType is required.
6585	SpecialServicesRequested dangerousGoodsDetail - hazMatCertificateData is required in RequestedPackage {PACKAGE_INDEX}.
6586	SpecialServicesRequested dangerousGoodsDetail - Invalid dangerousGoodsAccessibilityType in RequestedPackage {PACKAGE_INDEX}.
6587	SpecialServicesRequested dangerousGoodsDetail - dangerousGoodsAccessibilityType is required in RequestedPackage {PACKAGE_INDEX}.
6588	RequestedShipment SpecialServicesRequested codDetail codRecipient contact - companyName OR personName is required.
6589	RequestedShipment SpecialServicesRequested codDetail codRecipient contact - phoneNumber is required.
6590	RequestedShipment ShippingChargesPayment amount - Invalid amount.
6591	RequestedShipment ShippingChargesPayment amount - Invalid currency.
6592	RequestedShipment SpecialServicesRequested codDetail codRecipient contact - Phone Number is invalid.
6598	LabelSpecification PrintedLabelOrigin contact - companyName OR personName is required.
6599	LabelSpecification PrintedLabelOrigin contact - phoneNumber is required.
6602	LabelSpecification PrintedLabelOrigin contact - Phone Number is invalid.
6603	customsClearanceDetail ImporterOfRecord contact - companyName OR personName is required.
6604	customsClearanceDetail ImporterOfRecord contact - phoneNumber is required.
6607	customsClearanceDetail ImporterOfRecord contact - Phone Number is invalid.
6608	customsClearanceDetail Broker contact - companyName OR personName is required.
6609	customsClearanceDetail Broker contact - phoneNumber is required.

Code	Message
6612	customsClearanceDetail Broker contact - Phone Number is invalid.
6613	RequestedShipment SpecialServicesRequested codDetail - Invalid collectionAmount.
6614	RequestedShipment SpecialServicesRequested codDetail - Invalid addTransportationCharges.
6615	RequestedShipment SpecialServicesRequested codDetail - Invalid CodCollectionType.
6616	RequestedShipment SpecialServicesRequested codDetail - codReferenceIndicator is invalid.
6617	PackageSpecialServicesRequested - Invalid codCollectionAmount in RequestedPackage {PACKAGE_INDEX}.
6618	SpecialServicesRequested codDetail - Invalid addTransportationCharges in RequestedPackage {PACKAGE_INDEX}.
6619	SpecialServicesRequested codDetail - Invalid CodCollectionType in RequestedPackage {PACKAGE_INDEX}.
6620	SpecialServicesRequested codDetail - codReferenceIndicator is invalid in RequestedPackage {PACKAGE_INDEX}.
6631	RequestedShipment shippingChargesPayment - Payor is required.
6632	Requested Shipment customsClearanceDetail dutiesPayment - Payor is required.
6633	Shipping account used for missing Shipping Charges Payment.
6635	requestedShipment specialServicesRequested codDetail codRecipient - TIN Number can not exceed 18 characters.
6636	customsClearanceDetail broker - TIN Number can not exceed 18 characters.
6637	customsClearanceDetail importerOfRecord - TIN Number can not exceed 18 characters.
6638	Shipper TIN Number can not exceed 18 characters.
6639	Recipient TIN Number can not exceed 18 characters.
6640	Requested Shipment totalWeight must be expressed in pound units (LB) for Domestic Express Shipments.
6641	Weight for requested package {PACKAGE_INDEX} must be expressed in pound units (LB) for Domestic Express Shipments.
6642	specialServicesRequested dryIceWeight for requested package {PACKAGE_INDEX} must be expressed in pound units (LB) for Domestic Express Shipments.
6643	Weight for commodity {COMMODITY_INDEX} must be expressed in pound units (LB) for Domestic Express Shipments.
6644	DutiesPayment - Invalid amount in cashAmount.
6645	DutiesPayment - Invalid currency in cashAmount.
6646	DutiesPayment - Payor country code must match either Origin or Destination country code.

Code	Message
6647	ShippingChargesPayment - Payor country code must match either Origin or Destination country code.
6648	Dry Ice Weight value cannot be < 1 in package {PACKAGE_INDEX}.
6649	Package Weight value cannot be < 1.
6650	Weight value cannot be < 1 for Commodity {COMMODITY_INDEX}.
6651	Dry Ice Total Weight value cannot be < 1.
6652	ShipmentTotalWeight value cannot be < 1.
6653	RequestedShipment ShipmentDryIceDetail totalWeight - weight value must be greater than 0.
6654	RequestedShipment ShipmentDryIceDetail totalWeight - Invalid weight units.
6655	RequestedShipment ShipmentDryIceDetail totalWeight - weight exceeds maximum for requested service/packaging.
6656	RequestedShipment ShipmentDryIceDetail totalWeight - weight is less than the minimum for requested service/packaging.
6657	RequestedShipment ShipmentDryIceDetail totalWeight - must be expressed in pound units (LB) for Domestic Express Shipments.
6658	DryIce weight value in package {PACKAGE_INDEX} exceeds maximum allowed for specified country.
6659	Package weight value in package {PACKAGE_INDEX} exceeds maximum allowed for specified country.
6660	Commodity weight value exceeds maximum allowed for specified country.
6661	Package Weight value in package {PACKAGE_INDEX} exceeds maximum allowed for specified country.
6662	ShipmentDryIceDetail - totalWeight value exceeds maximum allowed for specified country.
6901	Completed Shipment Detail was null.
6902	Effective Shipment data was null.
6903	Ground Service Code not found.
6904	Origin Country code not found.
6905	Destination country code not found.
6906	No pickup on Saturday, Sunday or holiday.
6907	Could not determine Origin state.
6908	Could not determine the alcohol shipment customer reference.

Code	Message
6950	Sunday pickup is not allowed for the origin country. Defaulting to Monday.
6951	Invalid future date.
7000	Unable to obtain courtesy rates.
7001	Unable to obtain courtesy rates.
7002	Unable to obtain courtesy rates.
7003	Unable to obtain courtesy rates.
7004	Unable to Retrieve packages for Shipment Level Rating.
7005	Rate Service call Failed attempting to obtain shipment level rates.
7006	Unable to satisfy requested COD add transportation charges.
7007	Expected MPS Shipment, found only 1 piece.
7008	General Failure.
7020	Invalid variable handling charge type.
7021	Variable handling charge value (percent or amount) was invalid for the handling charge type requested.
7022	Invalid variable handling charge value.
7023	Invalid add freight to COD collect amount request type.
7024	Variable handling currency {CURRENCY_TYPE_1} does not match the rate currency {CURRENCY_TYPE_2}; variable handling could not be calculated.
7025	Invalid variable handling amount.
7026	Multi-weight rate auto selected to fulfill COD transportation charge.
7027	Multi-weight rate unavailable, Account rate added to COD amount.
7028	Unable to determine whether an out of {PICKUP_OR_DELIVERY} area surcharge applies, because the specified {LOCATION_INFO} could not be confirmed.
7029	Additional out of pickup and/or delivery surcharges may apply on final invoice.
7030	Rate information will be provided on successful processing of the last piece of the multiple piece shipment.
7031	Additional rate type(s) not returned because the requested type(s) were invalid.
7032	Variable handling not allowed at the package level for FedEx Express multi-piece shipments; only shipment level calculations will be performed.
7033	Rates are not available for the account number provided.

Code	Message
7034	The requested {ORIGIN_OR_DESTINATION} country is not supported for estimated duties and taxes.
7035	Estimated duties and taxes are only valid for international requests.
7036	Estimated duties and taxes are not yet supported for FedEx Ground multiple piece shipments.
7037	Harmonized code is missing or invalid for commodity {COMMODITY_INDEX}; estimated duties and taxes were not returned.
7038	Additional measures are missing or invalid for commodity {COMMODITY_INDEX}; estimated duties and taxes were not returned.
7040	Country of manufacture is missing or invalid for commodity {COMMODITY_INDEX}; estimated duties and taxes were not returned.
7041	Estimated duties and taxes service is currently unavailable; your rate quote will not include estimated duties and taxes information for your commodities.
7042	The coupon code entered is invalid rating is not available.
7043	This bill-to account cannot be used to obtain a rate quote for the originating zip/postal code. Please select a different bill-to account.
7044	Guaranteed Date service was applied to this shipment at no extra charge.
7045	Freight shipment line item {FREIGHT_SHIPMENT_LINE_ITEM} - nmfcCode is invalid.
7046	Freight shipment line item {FREIGHT_SHIPMENT_LINE_ITEM} - a valid class is required for rating.
7800	UN ID is invalid.
7801	Invalid dangerous goods commodity data.
7802	Package {PACKAGE_INDEX} – Invalid dangerous goods commodity data for commodity {COMMODITY_INDEX}.
7803	Package {PACKAGE_INDEX} – Invalid Technical name for commodity {COMMODITY_INDEX}.
7804	Package {PACKAGE_INDEX} – Invalid combinations of commodities.
7805	Invalid explosive classes.
7806	Package {PACKAGE_INDEX} – the hazard class is invalid for commodity {COMMODITY_INDEX}.
7807	Package {PACKAGE_INDEX} – UN ID is invalid for commodity {COMMODITY_INDEX}.
8001	Meter number is not registered.
8002	Meter number is not allowed to ship.
8003	Express account and Meter number not consistent.
8004	Ground shipper number/express account number not consistent.

Code	Message
8005	Ground shipper number not found for the meter.
8006	Meter number is NOT active.
8007	Invalid Meter number.
8008	Invalid Express account number.
8009	Invalid Ground shipper number.
8010	Invalid software type and/or version for this transaction.
8011	Product Version no longer supported or not defined.
8072	Invalid shipper address.
8081	General Failure.
8138	Account not found.
8139	Invalid customer account number.
8140	Invalid customer field requested.
8141	Ground account data unavailable.
8142	Invalid data for freight billing address.
8143	Freight billing address supplied does not match address on record.
8147	Unable to delete record from database.
8148	Failed to insert record into database.
8149	Unable to retrieve record from database.
8150	Duplicate or missing tracking number.
8151	Invalid Piece Description.
8152	Invalid Reference.
8153	Invalid Purchase Order.
8154	Bar Code Label: Maximum size constraint violated.
8155	Other Label: Maximum size constraint violated.
8156	Ground Reference Invoice Nbr: Maximum size constraint violated.

Code	Message
8157	Invalid RMA Number.
8158	Sunday delivery is only available with Priority Overnight service.
8159	Shipment Delete was requested for a tracking number already in a deleted state.
8160	Invalid ground account number.
8161	Invalid Tracking Number.
8162	Ground account mismatch.
8163	Invalid tracking number.
8164	Invalid Smart Post Mailer ID.
8165	Invalid Smart Post Pickup Carrier.
8200	Special service is invalid.
8201	Service is invalid.
8202	Address object for the origin cannot be null.
8206	An invalid destination country was entered.
8207	An invalid destination zip/postal code was entered.
8208	An invalid origin country was entered.
8209	An invalid origin zip/postal code was entered.
8210	An invalid weight was entered.
8212	Cannot ship from this origin zip/postal code to this destination zip/postal code.
8213	COD amount is not within the limits for this collection type.
8214	COD collection amount is required and cannot be null.
8215	COD collection currency type is required and cannot be null.
8216	COD collection type is required and cannot be null.
8217	CodDetail object cannot be null.
8218	Currency type for Insured Value is required.
8219	Customer not eligible for International DirectDistribution Freight.

Code	Message
8220	Customer not eligible for International Economy Distribution.
8221	Customer not eligible for International Priority Distribution.
8222	Customer not eligible for Priority Alert.
8223	Customer not eligible for Third Party Consignee.
8224	Dangerous goods accessibility type is invalid.
8225	Dangerous goods accessibility type is required and cannot be null.
8226	Destination Country Not Served.
8227	Destination P.O. Box Zip.
8228	Destination Postal Code Not Served.
8229	Destination postal code/routing code and country do not match.
8230	Destination Postal Not Found.
8231	Destination Postal-City Mismatch.
8232	Destination Postal-Country Mismatch.
8233	Destination Postal-State Mismatch.
8234	Dim unit of measure must be the same for all packages.
8235	Package {PACKAGE_INDEX} - Dimensions exceed height limit allowed.
8236	Dimensions exceed length and girth limit allowed.
8237	Dimensions exceed length limit allowed.
8238	Package {PACKAGE_INDEX} - Dry Ice weight (in kilograms) is required with Dry Ice special service.
8239	Dry ice weight is required and cannot be null.
8240	Dry Ice weight over limit of 2.5 Kg for destination.
8241	Envelope weight over limit. Upgrade Packaging.
8242	Package {PACKAGE_INDEX} - Home Delivery premium type is invalid.
8243	Home Delivery premium type is required and cannot be null.
8244	HomeDeliveryPremiumDetail object cannot be null.

Code	Message
8245	Inside Delivery is not allowed.
8246	Inside Pickup is not allowed.
8247	Insured Value exceeds limit allowed.
8248	Invalid currency type for validation. Only CAD is allowed.
8249	Invalid currency type for validation. Only USD is allowed.
8250	Invalid destination postal code/routing code input.
8251	Invalid Destination Postal Format.
8252	Invalid dimensions have been entered.
8253	Drop off type is not allowed.
8254	Invalid drop off type.
8255	Invalid form ID.
8256	Invalid origin postal code/routing code input.
8257	Invalid Origin Postal Format.
8258	Max Insured Value = \$1,000.
8259	Max Insured Value = \$100 for Envelope or Pak.
8260	Max Insured Value = \$100.
8261	Dry Ice weight (in kilograms) is required with Dry Ice special service.
8263	Only IN and CM are valid values for LinearUnits.
8264	Only LB and KG are valid values for WeightUnits.
8265	Origin Country Not Served.
8266	Origin Location-Postal Mismatch.
8267	Origin P.O. Box Zip.
8268	Origin Postal Code Not Served.
8272	Package is too large.
8273	Packaging is invalid.

Code	Message
8274	Please select a valid Date Certain delivery date: {DATE_1}; {DATE_2}; {DATE_3}; {DATE_4}; {DATE_5}; {DATE_6}; {DATE_7}; {DATE_8}; {DATE_9}; {DATE_10}; {DATE_11}.
8275	Return type is invalid.
8276	Return type is required and cannot be null.
8277	Saturday Pickup is not allowed.
8278	ServiceAvailabilityAndValidationRequest object cannot be null.
8279	Package {PACKAGE_INDEX} - Signature option type is invalid.
8280	Signature option type is required and cannot be null.
8281	SignatureOptionDetail object cannot be null.
8282	Special service conflict.
8283	The date for Home Delivery Date Certain is required. Format is CCYY-MM-DD.
8284	The date is required. Format is CCYY-MM-DD.
8285	The destination country is required and must not exceed the limit of 2 characters.
8286	The destination postal code or routing code is required.
8287	The drop off type is required and cannot be null or empty.
8288	The length of the destination postal code exceeds the limit of 16 characters.
8289	The length of the destination state or province exceeds the limit of 3 characters.
8290	The length of the origin postal code exceeds the limit of 16 characters.
8291	The length of the origin state or province exceeds the limit of 3 characters.
8292	The origin country is required and must not exceed the limit of 2 characters.
8293	The origin postal code or routing code is required.
8294	The packaging is required and cannot be null or empty.
8295	The service is required and cannot be null or empty.
8296	Total packages cannot exceed 1 for FedEx 10Kg/25Kg Box.
8297	Total packages cannot exceed 1 for FedEx Envelope.
8298	Total packages cannot exceed 1 for FedEx Pak.

Code	Message
8299	Total packages cannot exceed 25 for FedEx Express Tag.
8300	Package {PACKAGE_INDEX} - Weight below minimum requirement.
8301	Weight exceeds limit allowed. {PACKAGE_INDEX}.
8302	Weight object cannot be null.
8303	Weight unit of measure must be the same for all packages.
8304	COD collection type is invalid.
8305	Currency type must be the same for all packages.
8306	The bar code is required and must not exceed the limit of 34 characters.
8313	This method is not yet available.
8314	Location-Country Mismatch.
8315	Hold at Location Not Allowed.
8316	Saturday Delivery is not allowed with Service, Special Service or Pickup Day.
8317	Accessible Dangerous Goods is not allowed.
8318	First Overnight is only allowed to A1 service areas.
8319	Origin not allowed for FedEx Europe First.
8320	Destination not allowed for FedEx Europe First.
8321	Inaccessible Dangerous Goods is not allowed.
8322	Dry Ice is not allowed.
8323	International Controlled Export Service is not allowed.
8324	Airbill not allowed.
8325	RouteShipmentRequest object cannot be null.
8326	The form ID is required and must not exceed the limit of 4 characters.
8327	The maximum special services allowed is 14.
8328	The tracking number is required and must not exceed the limit of 12 characters.
8329	TrackingId object cannot be null.

Code	Message
8330	RouteShipmentPackageDetail cannot be null.
8331	Residential Pickup/Delivery is not allowed.
8332	Transit information is not available.
8333	Either airbillScan or formId must be provided.
8334	An invalid date was entered. The date cannot be more than one year before or after the current date.
8335	Packaging is not allowed.
8336	Service type not valid with commitment.
8337	Residential Delivery is not allowed.
8338	The Signature option cannot be different across packages.
8339	Special service {SPECIAL_SERVICE_TYPE} is invalid.
8340	Package {PACKAGE_INDEX} - Special service {SPECIAL_SERVICE_TYPE} is invalid.
8341	Package {PACKAGE_INDEX} - Shipment level special service cannot be entered at the package level.
8342	Package level Special Service cannot be entered at the shipment level.
8343	Package {PACKAGE_INDEX} - Appointment Delivery is not allowed with the service selected.
8344	Appointment Delivery is not allowed.
8345	Package {PACKAGE_INDEX} - Broker Select Option is not allowed with the service selected.
8346	Broker Select Option is not allowed.
8347	Package {PACKAGE_INDEX} - COD is not allowed with the service selected.
8348	Package {PACKAGE_INDEX} - COD is not allowed for the origin/destination pair.
8349	COD is not allowed with the service selected.
8350	COD is not allowed for the origin/destination pair.
8351	COD Remittance is not allowed with the service selected.
8352	Cut Flowers is not allowed with the service selected.
8353	Cut Flowers is not allowed.
8354	Package {PACKAGE_INDEX} - Dangerous Goods is not allowed with the service selected.

Code	Message
8355	Package {PACKAGE_INDEX} - Dangerous Goods is not allowed for the origin/destination pair.
8356	Dangerous Goods is not allowed with the service selected.
8357	Dangerous Goods is not allowed for the origin/destination pair.
8358	Accessible Dangerous Goods is not allowed with the service selected.
8359	Inaccessible Dangerous Goods is not allowed.
8360	Inaccessible Dangerous Goods is not allowed with the service selected.
8361	Package {PACKAGE_INDEX} - Dry Ice is not allowed with the service selected.
8362	Dry Ice is not allowed with the service selected.
8363	Hold At Location is not allowed with the service selected.
8364	Hold At Location is not allowed.
8365	Hold At Location with Saturday Delivery is not allowed with the service selected.
8366	Hold At Location with Saturday Delivery is not allowed.
8367	Package {PACKAGE_INDEX} - Home Delivery Premium Appointment is not allowed with the service selected.
8368	Package {PACKAGE_INDEX} - Home Delivery Premium Appointment is not allowed for the origin/destination pair.
8369	Home Delivery Premium Appointment is not allowed with the service selected.
8370	Home Delivery Premium Appointment is not allowed for the origin/destination pair.
8371	Package {PACKAGE_INDEX} - Home Delivery Premium Date Certain is not allowed with the service selected.
8372	Package {PACKAGE_INDEX} - Home Delivery Premium Date Certain is not allowed for the origin/destination pair.
8373	Home Delivery Premium Date Certain is not allowed with the service selected.
8374	Home Delivery Premium Date Certain is not allowed for the origin/destination pair.
8375	Package {PACKAGE_INDEX} - Home Delivery Premium Evening is not allowed with the service selected.
8376	Package {PACKAGE_INDEX} - Home Delivery Premium Evening is not allowed for the origin/destination pair.
8377	Home Delivery Premium Evening is not allowed with the service selected.
8378	Home Delivery Premium Evening is not allowed for the origin/destination pair.

Code	Message
8379	Package {PACKAGE_INDEX} - Home Delivery Premium is not allowed with the service selected.
8380	Inside Delivery is not allowed with the service selected.
8381	Inside Pickup is not allowed with the service selected.
8382	Intl Controlled Export Service is not allowed with the service selected.
8383	Intl Controlled Export Service is not allowed.
8384	Intl Mail Service is not allowed with the service selected.
8385	Intl Mail Service is not allowed.
8386	Package {PACKAGE_INDEX} - Non Standard Container is not allowed with the service selected.
8387	Package {PACKAGE_INDEX} - Non Standard Container is not allowed for the origin/destination pair.
8388	Non Standard Container not allowed with the service selected.
8389	Non Standard Container is not allowed for the origin/destination pair.
8390	Package {PACKAGE_INDEX} - Piece Count Verification is not allowed with the service selected.
8391	Piece Count Verification is not allowed.
8392	Priority Alert is not allowed with the service selected.
8393	Return Shipment FedEx Tag not allowed with the service selected.
8394	Return Shipment FedEx Tag not allowed for the origin/destination pair.
8395	Return Shipment Voice Call Tag not allowed with the service selected.
8396	Return Shipment Voice Call Tag not allowed for the origin/destination pair.
8397	Return Shipment Printed Label not allowed with the service selected.
8398	Return Shipment Printed Label not allowed for the origin/destination pair.
8399	Return Shipment E-mail Label not allowed with the service selected.
8400	Return Shipment E-mail Label not allowed for the origin/destination pair.
8401	Return Shipment FedEx Tag not allowed with the service selected.
8402	Return Shipment not allowed with the service selected.
8403	Saturday Delivery is not allowed with the service selected.

Code	Message
8404	Saturday Delivery is not allowed.
8405	Saturday Pickup is not allowed with the service selected.
8406	Package {PACKAGE_INDEX} - Adult Signature is not allowed with the service selected.
8407	Package {PACKAGE_INDEX} - Adult Signature is not allowed for the origin/destination pair.
8408	Adult Signature is not allowed with the service selected.
8409	Adult Signature is not allowed for the origin/destination pair.
8410	Adult Signature is not allowed.
8411	Package {PACKAGE_INDEX} - Direct Signature is not allowed with the service selected.
8412	Package {PACKAGE_INDEX} - Direct Signature is not allowed for the origin/destination pair.
8413	Direct Signature is not allowed with the service selected.
8414	Direct Signature is not allowed for the origin/destination pair.
8415	Direct Signature is not allowed.
8416	Package {PACKAGE_INDEX} - Indirect Signature is not allowed with the service selected.
8417	Package {PACKAGE_INDEX} - Indirect Signature is not allowed for the origin/destination pair.
8418	Indirect Signature is not allowed with the service selected.
8419	Indirect Signature is not allowed for the origin/destination pair.
8420	Indirect Signature is not allowed.
8421	Third Party Consignee is not allowed with the service selected.
8422	Special service conflict. COD is not valid with COD_REMITTANCE, PRINT_RETURN_LABEL, EMAIL_LABEL, or FEDEX_TAG.
8423	Special service conflict. COD_REMITTANCE is not valid with PRINT_RETURN_LABEL, EMAIL_LABEL or FEDEX_TAG.
8424	Special service conflict. PRIORITY_ALERT is not valid with COD, COD_REMITTANCE, PRINT_RETURN_LABEL, EMAIL_LABEL or FEDEX_TAG.
8425	Special service conflict. HOLD_AT_LOCATION is not valid with SATURDAY_DELIVERY or RESIDENTIAL_DELIVERY.
8426	Package {PACKAGE_INDEX} - Special service conflict. DIRECT Signature Option type is not valid with COD.
8427	Package {PACKAGE_INDEX} - Special service conflict. INDIRECT Signature Option type is not valid with COD or DANGEROUS_GOODS.

Code	Message
8428	Package {PACKAGE_INDEX} - Special service conflict. Return Shipment FedEx Tag is not valid with ADULT, DIRECT, or INDIRECT Signature Option types nor APPOINTMENT, DATE_CERTAIN, or EVENING Home Delivery Option types.
8429	Package {PACKAGE_INDEX} - Special service conflict. Return Shipment Voice Call Tag is not valid with ADULT, DIRECT, or INDIRECT Signature Option Types nor APPOINTMENT, DATE_CERTAIN, or EVENING Home Delivery Option types.
8430	Special service conflict. DIRECT Signature Option type is not valid with COD.
8431	Special service conflict. INDIRECT Signature Option type is not valid with COD or DANGEROUS_GOODS.
8432	Special service conflict. Return shipment FedEx Tag is not valid with ADULT, DIRECT, or INDIRECT Signature Option types nor APPOINTMENT, DATE_CERTAIN, or EVENING Home Delivery Option types.
8433	Special service conflict. Return Shipment Voice Call Tag is not valid with ADULT, DIRECT, or INDIRECT Signature Option Types nor APPOINTMENT, DATE_CERTAIN, or EVENING Home Delivery Option types.
8434	Package {PACKAGE_INDEX} - An invalid weight was entered.
8435	Package {PACKAGE_INDEX} - COD amount is not within the limits for this collection type.
8436	Package {PACKAGE_INDEX} - COD collection amount is required and cannot be null.
8437	Package {PACKAGE_INDEX} - COD collection currency type is required and cannot be null.
8438	Package {PACKAGE_INDEX} - COD collection type is invalid.
8439	Package {PACKAGE_INDEX} - COD collection type is required and cannot be null.
8440	Package {PACKAGE_INDEX} - Dimensions exceed length and girth limit allowed. {1}
8441	Package {PACKAGE_INDEX} - Dimensions exceed length limit allowed. {1}
8442	Package {PACKAGE_INDEX} - Dry Ice weight over limit of 2.5 Kg for destination.
8443	Package {PACKAGE_INDEX} - Insured Value exceeds limit allowed.
8444	Package {PACKAGE_INDEX} - Invalid dimensions have been entered.
8445	Package {PACKAGE_INDEX} - Max Insured Value = \$1,000.
8446	Package {PACKAGE_INDEX} - Max Insured Value = \$50,000.
8447	Package {PACKAGE_INDEX} - Please select a valid Date Certain delivery date: {DATE_1}; {DATE_2}; {DATE_3}; {DATE_4}; {DATE_5}; {DATE_6}; {DATE_7}; {DATE_8}; {DATE_9}; {DATE_10}; {DATE_11}.
8448	Package {PACKAGE_INDEX} - Weight exceeds limit allowed {1}.
8449	Package {PACKAGE_INDEX} - COD cannot be entered at the package level for the selected service.

Code	Message
8451	Broker Select Option cannot be entered at the shipment level for the selected service.
8452	COD cannot be entered at the shipment level for the selected service.
8453	Dangerous Goods cannot be entered at the shipment level for the selected service.
8454	Package {PACKAGE_INDEX} - Broker Select Option cannot be entered at the package level for the selected service.
8455	Package {PACKAGE_INDEX} - Dangerous Goods cannot be entered at the package level for the selected service.
8456	Transborder Distribution is not allowed with the service selected.
8457	Package {PACKAGE_INDEX} - Dry Ice weight (in kilograms) is required with Dry Ice special service.
8458	Special service conflict. HOLD_AT_LOCATION with SATURDAY_DELIVERY is not valid with RESIDENTIAL_DELIVERY.
8459	Package {PACKAGE_INDEX} - Accessible Dangerous Goods is not allowed with the service selected.
8460	Special service conflict. SATURDAY_DELIVERY is not valid with HOLD_AT_LOCATION.
8461	Package {PACKAGE_INDEX} - Inaccessible Dangerous Goods is not allowed with the service selected.
8462	Package {PACKAGE_INDEX} - Accessible Dangerous Goods is not allowed.
8463	Package {PACKAGE_INDEX} - ADULT Signature Option type is not allowed.
8464	Package {PACKAGE_INDEX} - APPOINTMENT_DELIVERY is not allowed.
8465	Package {PACKAGE_INDEX} - BROKER_SELECT_OPTION is not allowed.
8466	Package {PACKAGE_INDEX} - CUT_FLOWERS is not allowed.
8467	Package {PACKAGE_INDEX} - DIRECT Signature option is not allowed.
8468	Package {PACKAGE_INDEX} - DRY_ICE is not allowed.
8469	Package {PACKAGE_INDEX} - HOLD_AT_LOCATION is not allowed.
8470	Package {PACKAGE_INDEX} - HOLD_AT_LOCATION with SATURDAY_DELIVERY is not allowed.
8471	Package {PACKAGE_INDEX} - Inaccessible Dangerous Goods is not allowed.
8472	Package {PACKAGE_INDEX} - INDIRECT Signature Option type is not allowed.
8473	Package {PACKAGE_INDEX} - INTERNATIONAL_CONTROLLED_EXPORT_SERVICE is not allowed.
8474	Package {PACKAGE_INDEX} - INTERNATIONAL_MAIL_SERVICE is not allowed.

Code	Message
8475	Package {PACKAGE_INDEX} - PIECE_COUNT_VERIFICATION is not allowed.
8476	Package {PACKAGE_INDEX} - SATURDAY_DELIVERY is not allowed.
8477	Package {PACKAGE_INDEX} - Special service conflict.
8478	Third Party Consignee is not allowed.
8479	Package {PACKAGE_INDEX} - Third Party Consignee is not allowed.
8480	FedEx Ground and FedEx Home Delivery shipments may require one additional day in transit to your destination zip code.
8481	FedEx Home Delivery Saturday service is not available to destination zip code.
8482	Money Back Guarantee is not eligible for this pick up/delivery postal/zip code.
8483	FedEx Home Delivery premium services are not available to this destination.
8484	Dry Ice package count is required.
8485	Appointment Delivery is not allowed with the service selected.
8486	Home Delivery Premium is not allowed with the service selected.
8487	Piece Count Verification is not allowed with the service selected.
8488	Package {PACKAGE_INDEX} - COD Remittance is not allowed with the service selected.
8489	Package {PACKAGE_INDEX} - Cut Flowers is not allowed with the service selected.
8490	Package {PACKAGE_INDEX} - Hold At Location is not allowed with the service selected.
8491	Package {PACKAGE_INDEX} - Hold Saturday is not allowed with the service selected.
8492	Package {PACKAGE_INDEX} - Inside Delivery is not allowed.
8493	Package {PACKAGE_INDEX} - Inside Delivery is not allowed with the service selected.
8494	Package {PACKAGE_INDEX} - Inside Pickup is not allowed.
8495	Package {PACKAGE_INDEX} - Inside Pickup is not allowed with the service selected.
8496	Package {PACKAGE_INDEX} - Intl Controlled Export Service is not allowed with the service selected.
8497	Package {PACKAGE_INDEX} - Intl Mail Service is not allowed with the service selected.
8498	Package {PACKAGE_INDEX} - Priority Alert is not allowed with the service selected.
8499	Package {PACKAGE_INDEX} - Saturday Delivery is not allowed with the service selected.

Code	Message
8500	Password: min size violated.
8501	Password: max size violated.
8502	Password: null value.
8503	Password: invalid data.
8504	Expiration Date: exceeds max number of days.
8505	Expiration Date: null value.
8506	Expiration Date: invalid data.
8507	Expiration Date: invalid date format.
8508	Exceeded expiration date.
8509	Expiration date is expired: Reprint not allowed.
8510	Unable to cancel, because label has been generated.
8511	Tracking number already canceled.
8512	Label has expired.
8513	Expiration date must be >= today.
8514	Expiration date must be >= today and < 30 days in future.
8515	Tracking number provided is not in the database.
8516	Unable to connect to E-mail label server.
8517	Tracking number required.
8518	Invalid return shipper e-mail ID.
8519	Tracking number required for cancel.
8520	Invalid item description.
8521	Invalid Merchant Contact Phone.
8522	Number of packages exceeds maximum.
8523	Number of packages must be greater than 0.
8524	Invalid Shipper e-mail address.

Code	Message
8525	Invalid Recipient e-mail address.
8526	Pending type is missing or invalid.
8527	Invalid recipient phone extension.
8528	Delivery instructions length is invalid.
8529	Invalid shipper phone extension.
8600	Package {PACKAGE_INDEX} - Saturday Pickup is not allowed.
8601	Package {PACKAGE_INDEX} - Saturday Pickup is not allowed with the service selected.
8602	Package {PACKAGE_INDEX} - Third Party Consignee is not allowed with the service selected.
8603	Package {PACKAGE_INDEX} - Transborder Distribution is not allowed with the service selected.
8604	Package {PACKAGE_INDEX} - Package is too large.
8605	Broker Select Option is not allowed with the service selected.
8606	Special service conflict. INSIDE_DELIVERY is not valid with HOLD_AT_LOCATION.
8607	Special service conflict. INSIDE_DELIVERY is not valid with HOLD_AT_LOCATION with SATURDAY_DELIVERY.
8608	Package {PACKAGE_INDEX} - Insured Value exceeds limit allowed.
8609	Package {PACKAGE_INDEX} - Envelope weight over limit. Upgrade Packaging.
8610	Invalid drop off type for service selected.
8611	Shipment special service entered at package level.
8612	Invalid currency type for validation. Only USD or CAD is allowed.
8613	Dangerous Goods must be entered on all packages.
8614	The Dangerous Goods type cannot be different across packages.
8615	Signature Option must be entered on all packages. {PACKAGE_INDEX}
8616	Dry Ice cannot be entered at the shipment level.
8617	BasicCommitmentRequest object cannot be null.
8618	Package {PACKAGE_INDEX} - Dimensions exceed height limit allowed for the destination.
8619	Package {PACKAGE_INDEX} - Dimensions exceed height limit allowed for the origin.

Code	Message
8620	Package {PACKAGE_INDEX} - Dimensions exceed length and girth limit allowed for the destination.
8621	Package {PACKAGE_INDEX} - Dimensions exceed length limit allowed for the destination.
8622	Package {PACKAGE_INDEX} - Weight exceeds limit allowed for the destination.
8623	Service {SERVICE_TYPE} is invalid.
8624	East Coast Special is not allowed.
8625	East Coast Special is not allowed with the service selected.
8626	Package {PACKAGE_INDEX} - East Coast Special cannot be entered at the package level.
8627	Package {PACKAGE_INDEX} - East Coast Special is not allowed.
8628	Package {PACKAGE_INDEX} - East Coast Special is not allowed with the service selected.
8629	The origin does not allow pickup for Express or Freight services.
8630	The origin is not served for Express or Freight services.
8631	Invalid currency type. Only {CURRENCY_TYPE} is allowed.
8632	Package {PACKAGE_INDEX} - Pending Complete cannot be entered at the package level.
8633	Package {PACKAGE_INDEX} - Pending Shipment cannot be entered at the package level.
8634	Pending shipment type is invalid.
8635	Service option type {SERVICE_OPTION_TYPE} is invalid.
8636	Exhibition is not allowed.
8637	Extreme Length is not allowed.
8638	Flatbed Trailer is not allowed.
8639	Freight Guarantee is not allowed.
8640	Liftgate Delivery is not allowed.
8641	Liftgate Pickup is not allowed.
8642	Limited Access Delivery is not allowed.
8643	Limited Access Pickup is not allowed.
8644	Pre Delivery Notification is not allowed.

Code	Message
8645	Protection From Freezing is not allowed.
8646	Regional Mall Delivery is not allowed.
8647	Regional Mall Pickup is not allowed.
8648	Package {PACKAGE_INDEX} - Exhibition cannot be entered at the package level.
8649	Package {PACKAGE_INDEX} - Extreme Length cannot be entered at the package level.
8650	Package {PACKAGE_INDEX} - Flatbed Trailer cannot be entered at the package level.
8651	Package {PACKAGE_INDEX} - Freight Guarantee cannot be entered at the package level.
8652	Package {PACKAGE_INDEX} - Liftgate Delivery cannot be entered at the package level.
8653	Package {PACKAGE_INDEX} - Liftgate Pickup cannot be entered at the package level.
8654	Package {PACKAGE_INDEX} - Limited Access Delivery cannot be entered at the package level.
8655	Package {PACKAGE_INDEX} - Limited Access Pickup cannot be entered at the package level.
8656	Package {PACKAGE_INDEX} - Pre Delivery Notification cannot be entered at the package level.
8657	Package {PACKAGE_INDEX} - Protection From Freezing cannot be entered at the package level.
8658	Package {PACKAGE_INDEX} - Regional Mall Delivery cannot be entered at the package level.
8659	Package {PACKAGE_INDEX} - Regional Mall Pickup cannot be entered at the package level.
8660	Dimensions exceed height limit allowed.
8661	Dimensions exceed length limit allowed.
8662	Weight exceeds limit allowed.
8663	Destination city is invalid.
8664	Origin city is invalid.
8665	Insured Value cannot be a negative value.
8666	Dangerous goods accessibility type is invalid.
8667	Dangerous goods accessibility type is required.
8668	Invalid Smart Post Detail.
8669	Invalid Smart Post Indicia.

Code	Message
8670	Invalid Smart Post Hub Id.
8671	Invalid Smart Post Ancillary Endorsement.
8672	Insured value cannot be provided for Smart Post shipment.
8673	Account not eligible for Smart Post service.
8674	Invalid Ancillary Endorsement Type for PRESORTED_STANDARD Smart Post Shipment.
8675	Electronic Trade Documents are not allowed with the service selected.
8676	Electronic Trade Documents cannot be requested on a package level.
8677	Your request is not compatible with the ASTRA bar code.
8678	Customer is not eligible for Hazardous Materials Dangerous Goods.
8679	Package {PACKAGE_INDEX} – Dangerous goods hazardous commodity option type is not allowed for the origin/destination pair.
8680	Dangerous goods hazardous commodity option type is not allowed for the origin/destination pair.
8681	Hazardous Materials Dangerous Goods is not allowed with the service selected.
8682	Package {PACKAGE_INDEX} – Special service conflict. Hazardous Materials Dangerous Goods is not valid with ORM-D/Limited Quantity or Small Quantity Exception Dangerous Goods.
8683	Special service conflict. Hazardous Materials Dangerous Goods is not valid with ORM-D/Limited Quantity or Small Quantity Exception Dangerous Goods.
8684	Package {PACKAGE_INDEX} – Special service conflict. ORM-D/Limited Quantity Dangerous Goods is not valid with Small Quantity Exception Dangerous Goods.
8685	Special service conflict. ORM-D/Limited Quantity Dangerous Goods is not valid with Small Quantity Exception Dangerous Goods.
8686	Special service conflict. Dangerous Goods hazardous commodity option type is not valid with Return Shipment.
8687	Package {PACKAGE_INDEX} – Special service conflict. Dangerous Goods hazardous commodity option type is not valid with Return Shipment.
8900	Document {DOC_INDEX} failed virus check.
8901	Document {DOC_INDEX} content is missing.
8902	Document {DOC_INDEX} file name is missing.
8903	Document format not supported.
8904	Document ID is invalid.
8905	Invalid document type for document {DOC_INDEX}.

Code	Message
8907	Document type is not allowed.
8908	ETD not allowed for origin or destination.
8909	Tracking number already exists in system.
8910	Future day shipping not allowed with ETD.
8911	Document {DOC_INDEX} file name is invalid.
8912	Customer reference exceeds max characters in document {DOC_INDEX}.
9000	Unable to process request.
9001	Unable to process request.
9002	Unable to process request.
9003	Unable to process request.
9004	Unable to process request.
9005	Unable to process request.
9006	Unable to process request.
9999	Unable to process request.

Ship Service and Open Shipping Error Messages

Table 266. Ship Service and Open Shipping Error Messages

Code	Message
149	For commodity {COMMODITY_INDEX} within container {CONTAINER_INDEX} within package {PACKAGE_INDEX} the NetExplosiveDetail type, amount and units are required.
150	The hazard class is not valid with the NetExplosiveDetail information for commodity {COMMODITY_INDEX} within Container {CONTAINER_INDEX} within package {PACKAGE_INDEX}.
151	The NetExplosiveDetail amount must be greater than zero for commodity {COMMODITY_INDEX} within container {CONTAINER_INDEX} within package {PACKAGE_INDEX}.
152	For commodity {COMMODITY_INDEX} within container {CONTAINER_INDEX} within package {PACKAGE_INDEX} the Net Explosive amount must be less than or equal to the associated quantity amount.
153	NetExplosiveDetail units must be g or kg for commodity {COMMODITY_INDEX} within container {CONTAINER_INDEX} within package {PACKAGE_INDEX}.
154	NetExplosiveDetail type is invalid for commodity {COMMODITY_INDEX} within container {CONTAINER_INDEX} within package {PACKAGE_INDEX}.
155	Quantity units must be provided in g or kg for commodity {COMMODITY_INDEX} within container {CONTAINER_INDEX} within package {PACKAGE_INDEX}.
156	The hazard class derived from regulation data is not valid with Net Explosive Detail for commodity {COMMODITY_INDEX} within container {CONTAINER_INDEX} within package {PACKAGE_INDEX}.
1000	General Failure.
1001	Unexpected reply from service.
1003	Information may have been defaulted to process this request.
1004	Information may have been defaulted to process this request.
2000	Invalid streetLine 1
2001	Invalid countryCode
2002	An Address is required for a Party
2003	A Contact is required for a Party.
2004	The payor's account number is invalid.
2005	The payor's countryCode is invalid.
2006	Package weight exceeds maximum for requested service/packaging.
2007	Package weight is less than the minimum for requested service/packaging.

Code	Message
2008	Duties payment type is not valid for international, non-intra-Canada non-document shipment.
2009	Duties payment type is not compatible with destination country.
2010	Destination country is not Thermal Air WayBill enabled.
2011	Destination country code is invalid.
2012	Shipper/origin country is not Thermal Air WayBill enabled.
2013	Origin/shipper country code is invalid.
2014	Shipments to Syria are not allowed from the specified origin country.
2015	Intra-country (domestic) service not supported for that origin/destination country.
2016	IntraCanada shipments must have Canadian dollars as preferred currency.
2017	Package {PACKAGE_INDEX} carriage value exceeds maximum declared value for intra-Canada shipping.
2018	IntraCanada shipments must have Canadian dollars as carriage value currency.
2019	Account number missing from the Client Detail.
2020	Meter number missing from the Client Detail.
2021	Invalid package count or invalid package sequence number.
2022	The masterTrackingId is invalid.
2023	Weight must be expressed in pound units (LB) for Domestic Express Shipments.
2024	Dimensions of package {PACKAGE_INDEX} must be expressed in inches (IN) for Domestic Express Shipments.
2025	Package Count exceeds the maximum allowed.
2026	Packaging Type is invalid for Service Type.
2027	PRINT_RETURN_LABEL is not available with FUTURE_DAY_SHIPMENT.
2028	Invalid ShippingChargesPayment cashAmount.
2029	Bill Recipient or Bill Third Party invalid for this service.
2030	All Currency Types in the Requested Shipment must match.
2031	Signature option not allowed with Intra CA 1 Day Freight.
2032	Broker {BROKER_INDEX} country should be the same as Recipient country.

Code	Message
2033	Customs Value is required for Intl shipments.
2034	Broker Select Option not allowed with this service type.
2035	NO_SIGNATURE_REQUIRED not allowed with COD.
2036	Invalid Package Detail.
2037	Requested Package Summary cannot be populated.
2038	Inconsistent weight and dimension units, please use English or Metric.
2039	Incomplete commodity description {COMMODITY_INDEX}.
2040	Invalid loadData() parameters.
2041	loadData failed to install Country.dat. Please see log for details.
2042	Regulatory reference type is required.
2044	Invalid indicia type.
2045	Notification on delivery is not allowed.
2046	Invalid value for Shipment Only Fields.
2047	Shipment Only Fields are invalid for this request.
2072	Document {DOC_TYPE} is not allowed for consolidation type.
2100	Invalid Open Shipment Index.
2101	Open Shipment Index currently in use.
2102	Invalid Damage Status in Package Special Handling in Package {PACKAGE_INDEX}.
2103	Invalid Inspection Status in Package Special Handling in Package {PACKAGE_INDEX}.
2140	Dangerous goods data upload mode is not supported for shipping for this service.
2141	You cannot process dangerous goods via both the dangerous goods data upload mode and with dangerous goods commodity data.
2142	Sum of package dry ice weight cannot exceed shipment dry ice weight.
2143	Ability to configure dangerous goods data via referenceld is not supported with DG data upload mode.
2144	Total uploaded handling units exceed MPS limit.

Code	Message
2145	Total uploaded handling units exceed package count.
2146	You cannot process dangerous goods via both the Dangerous Goods Data Upload Mode and with a legacy dangerous goods data mode.
2147	Dangerous goods data upload mode was not indicated on the master package.
2148	You must have {NUMBER} more dangerous good packages to process this shipment.
2149	You must have {NUMBER} more dangerous good packages to process this shipment.
2150	The Dry Ice information was not included with the uploaded Dangerous Goods Commodity data for package {PACKAGE_INDEX}. The Dry Ice information is required under this regulation.
2151	The Dry Ice information was not included with the uploaded Dangerous Goods Commodity data for a previously processed package. The Dry Ice information is required under this regulation.
2153	Shipment dry ice weight does not match package dry ice weight.
2152	Number of packages exceeds total package count.
2155	Shipment total dry ice package count does not match uploaded dry ice package count.
2156	Sum of package dry ice weight does not match shipment dry ice weight.
2159	The Dry Ice information should only be provided when uploading the dangerous goods commodity data under this regulation. The Dry Ice Special Service information must be removed from this transaction.
2154	The total shipment dry ice weight does not match the total shipment dry ice weight for UN1845 previously uploaded for this shipment.
2157	The total number of dry ice packages does not match the total number of packages for UN1845 previously uploaded for this shipment.
2161	The package dry ice weight does not match the package dry ice weight for UN1845 previously uploaded for tracking number {TRACKING_NUMBER}.
2162	The dangerous goods commodity data previously uploaded for tracking number {TRACKING_NUMBER} does not have the proper UN ID for Dry Ice.
2163	Uploaded DG data mode is not supported by this method.
2164	Dangerous Goods special service cannot be removed from a DG data upload mode package.
2165	Uploaded tracking number cannot be modified.
2166	You may not be able to complete the dangerous goods shipment after 90 calendar days.

Code	Message
2169	The Dangerous Goods Data Upload Mode is not available, use a legacy dangerous goods data mod.
2195	Invalid Purpose for Commodity {COMMODITY_INDEX}.
2196	Purpose not allowed for commodity {COMMODITY_INDEX}.
2197	Document {DOC_TYPE} is not available and will not be generated.
2104	Invalid Packed By value in Package Special Handling in Package {PACKAGE_INDEX}.
2200	Missing or Invalid Shipment purpose for Commercial Invoice.
2201	Number of Commodities exceeds min or max limit.
2202	Commodity Description is required.
2203	Commodity country of manufacture is required.
2204	Commodity units of quantity is required.
2205	Commodity units is required.
2206	Commodity unit price is required.
2207	Commercial Invoice not allowed for origin destination.
2208	The FTR Exemption or AES Citation you provided is not valid for SED.
2209	Inactive customer account.
2210	Insured value exceeds limit for the selected service in package {PACKAGE_INDEX}.
2211	Insured value exceeds limit for the selected service in package {PACKAGE_INDEX}.
2212	Insured value exceeds limit for the selected service in package {PACKAGE_INDEX}.
2213	Insured value exceeds limit for the selected service in package {PACKAGE_INDEX}.
2214	Insured value exceeds limit for the selected service in package {PACKAGE_INDEX}.
2215	Insured value exceeds limit for the selected service in package {PACKAGE_INDEX}.
2216	Invalid Insured value currency.
2217	Hazmat not allowed with selected service.
2218	return type not supported.
2219	Origin country code must be U.S. for return shipments.

Code	Message
2220	Destination country code must be U.S. for return shipments.
2221	Only bill shipper or bill third party allowed with return shipments.
2222	COD not allowed with return shipments.
2223	Alcohol not allowed with return shipments.
2224	Evening delivery not allowed with return shipments.
2225	Appointment delivery not allowed with return shipments.
2226	Insured value exceeds max allowed.
2227	Only 2D Common label allowed with return shipments.
2228	Insight shipment fields are not allowed with ground return shipments.
2229	Insured value can not be greater than \$1000 for express return shipments.
2230	Alternate shipper not allowed with return shipments.
2231	DG or Hazmat not allowed with return shipments.
2232	Invalid RMA number.
2233	Invalid or missing notification recipient type.
2234	Invalid or missing notification recipient e-mail format.
2235	E-mail address can not exceed 120 characters.
2236	Invalid or missing E-mail address. Party may not get notified.
2237	Invalid or Missing language code for notification, defaulting to English.
2238	Tracking number required for Deleting a shipment.
2239	Tracking number not in database.
2240	Label Format type can not be empty.
2241	Label Image type can not be empty.
2242	Ground Shipping is not authorized for this User
2243	Shipments for Home Delivery Service must be designated as Residential Delivery also.
2244	Sequence number of the package can not be zero for MPS packages.

Code	Message
2245	COD can not be specified at package level for Express Shipments.
2246	COD can not be specified at Shipment level for Ground Shipments.
2247	Dangerous Goods can not be specified at package level for Express Shipments.
2248	Dangerous Goods can not be specified at Shipment level for Ground Shipments.
2249	TIN Number can not exceed 18 characters.
2250	Currency of insured value defaulted to the currency of origin country.
2251	Insured Value can not exceed customs value.
2252	Declared value exceeds amount allowed for this country.
2253	Multiple Country of Manufacture not allowed for Commodity {COMMODITY_INDEX}.
2254	Minimum dimensions not met for service type.
2255	COD add transportation charge is not allowed for supplied Origin and Destination.
2256	RequestedShipment ShippingChargesPayment paymentType is invalid.
2257	Invalid email notification event type.
2258	Customer not eligible for selected service.
2259	Invalid unit system value. Use ENGLISH or METRIC.
2260	Declaration currency must contain CUSTOMS_VALUE currency.
2261	Missing clearance facility location ID.
2262	Declaration CUSTOMS_VALUE currency is invalid.
2263	Declaration INSURED_VALUE currency must match total insured value currency.
2264	Invalid special service for consolidation.
2265	Invalid consolidation key.
2266	SATURDAY_PICKUP special service must match consolidation.
2267	Shipment service type must match consolidation type.
2268	A PuertoRico (PR) designated consolidation cannot contain any shipments that are destined to the US.
2269	A US designated consolidation cannot contain any shipments that are destined to PR.

Code	Message
2270	Use CreateOpenShipment with CONFIRM action for consolidation.
2271	Master information not allowed for first package in MPS.
2272	Payor country code must match either Origin or Destination country code.
2273	Invalid Shipping Charges Payment Type for Payor country code.
2274	Invalid Duties Payment Type for Payor country code.
2275	Duties and Taxes Payment Type is invalid.
2276	Invalid booking confirmation number.
2277	Invalid shipper load and count.
2278	Commodity line item row is not populated.
2279	No more than two elements of the PriorityAlertDetail contents array will be used.
2280	Invalid consolidation index.
2281	Invalid shipment template usage type.
2282	Invalid consolidation type.
2283	Missing or invalid shipper TIN number.
2285	Invalid Notification Type for event notification {SHIPMENT_EVENT_NOTIFICATION_INDEX}
2300	Weight exceeds max limit for country specified.
2301	Height of package {PACKAGE_INDEX} exceeds the max height for this service/packaging combination.
2329	Invalid units for shipment total dimensions.
2330	Length, Width, and Height must be greater than 0 for shipment total dimensions.
2400	SpecialServiceTypes is required when PackageSpecialServicesRequested is present.
2401	Invalid SpecialServiceType in package {PACKAGE_INDEX}.
2402	SpecialServiceTypes is required when ShipmentSpecialServicesRequested is present.
2403	CodDetail required when Special Service Type is COD.
2404	DangerousGoodsDetail required when Special Service Type is DANGEROUS_GOODS.
2405	DryIceWeight required when Special Service Type is DRY_ICE.

Code	Message
2406	E-mailNotificationDetail required when Special Service Type is EVENT_NOTIFICATION.
2407	HoldAtLocationDetail required when Special Service Type is HOLD_AT_LOCATION or HOLD_AT_LOCATION with SATURDAY_DELIVERY.
2408	HomeDeliveryPremiumDetail required when Special Service Type is HOME_DELIVERY_PREMIUM.
2409	ReturnShipmentDetail required when Special Service Type is RETURN_SHIPMENT.
2410	SignatureOptionDetail required when Special Service Type is SIGNATURE_OPTION.
2411	Invalid value for Signature Service.
2412	MPS is not allowed for NON-COD shipment.
2413	Invalid addTransportationCharges.
2414	Invalid CodCollectionType.
2415	codRecipient must be supplied when Special Service Type is COD.
2416	codReferenceIndicator is invalid.
2417	companyName OR personName is required.
2418	phoneNumber is required.
2419	Invalid CodCollectionType.
2421	Phone number must be valid.
2422	Invalid customerReferenceType for customer reference {CUSTOMER_REFERENCE_INDEX} in requestedPackage {PACKAGE_INDEX}.
2423	customerReference value length must not exceed 40 characters for customer reference {CUSTOMER_REFERENCE_INDEX} in requestedPackage {PACKAGE_INDEX}.
2424	hazMatCertificateData is required.
2425	Invalid dangerousGoodsAccessibilityType.
2426	dangerousGoodsAccessibilityType is required.
2427	clientDetail is required.
2428	Invalid tracking number.
2429	Invalid units for dimensions of package {PACKAGE_INDEX}.
2430	length, width, and height must be greater than 0 for package {PACKAGE_INDEX}.
2431	streetLines[1] is required for HoldAtLocationDetail.

Code	Message
2432	Invalid phoneNumber for HoldAtLocationDetail.
2433	City is required for HoldAtLocationDetail.
2434	shippingChargesPaymentType must be shipper for COD.
2435	COD not allowed for service type.
2436	Girth of package {PACKAGE_INDEX} exceeds the max girth for this service/packaging combination.
2437	Length of package {PACKAGE_INDEX} exceeds the max length for this service/packaging combination.
2438	Width of package {PACKAGE_INDEX} exceeds the max width for this service/packaging combination.
2439	Girth of package {PACKAGE_INDEX} is less than the min girth for this service/packaging combination.
2440	Length of package {PACKAGE_INDEX} is less than the min length for this service/packaging combination.
2441	Width of package {PACKAGE_INDEX} is less than the min width for this service/packaging combination.
2442	Invalid statementData for the exportDetail.
2443	B13A Filing Option data are inconsistent.
2444	B13A Filing Option is missing or invalid.
2445	Export permit number is invalid.
2446	Hold At Location not allowed with this service.
2447	Signature on File is required for export shipments.
2448	Export detail data are missing from this shipment.
2449	International detail information is required for non-domestic-U.S. shipments.
2450	Destination country does not accept international document shipments.
2451	Destination country does not accept international non-document shipments.
2452	International document type is required for non-domestic-U.S. shipment.
2453	Invalid Localization languageCode.
2454	Invalid currencyType.
2455	Invalid amount.
2456	Payor is required.

Code	Message
2457	requestedShipment is required.
2458	weight is required.
2459	weight must be greater than 0.
2460	Invalid weight units.
2461	labelSpecification is required.
2462	Invalid packaging type.
2463	The number of RequestedPackages in the RequestedShipment must be equal to 1.
2464	Invalid service type.
2465	Invalid preferredCurrency.
2466	Invalid dropoffType.
2467	shippingChargesPayment is required.
2468	totalWeight is required.
2469	shipTimestamp is invalid.
2470	recipient is required.
2471	shipper is required.
2472	Dry Ice not allowed with Ground service, use Haz Mat instead.
2473	Invalid State Or Province Code.
2474	Invalid city.
2475	Invalid accountNumber.
2476	Invalid meterNumber.
2477	Invalid collectionAmount.
2478	Invalid country code for HoldAtLocationDetail.
2479	Invalid streetLine[1] for HoldAtLocationDetail.
2480	Invalid stateOrProvinceCode for HoldAtLocationDetail.
2481	signatureOptionType specified is invalid.

Code	Message
2482	Specified Signature Option is invalid for Express Freight Service.
2483	signatureReleaseNumber is required for signature option NO_SIGNATURE_REQUIRED.
2484	Signature Option Type has been changed to SERVICE_DEFAULT.
2485	Signature Option Type has been changed to DIRECT.
2486	Signature Option Type has been changed to ADULT.
2487	Dimensions are required for Express Freight Services.
2488	Invalid ShipmentSpecialServiceType.
2489	Invalid Home Delivery Premium Type.
2490	Home Delivery Premium Detail Date must be supplied when requesting DATE_CERTAIN delivery.
2491	Invalid Phone Number for Home Delivery Premium Detail.
2492	Piece Count Verification Box Count must be greater than 0.
2493	Piece Count Verification Box Count is invalid with this Service Type.
2494	Package dry ice weight cannot be greater than package weight.
2495	Packaging Type changed to YOUR_PACKAGING for EXPRESS_SAVER service.
2496	No INSIDE_DELIVERY with service type.
2497	No INSIDE_PICKUP with service type.
2498	Recipient/Third party account validation failed.
2499	Recipient/Third party account not authorized for ground billing.
2500	Signature option requested is not valid for this service type.
2501	Weight value cannot be < 1.
2502	This shipment was designated as Residential Delivery but qualifies for FedEx Home Delivery. Please mark this shipment with the service 'FedEx Home Delivery' and re-ship.
2503	Signature option has been changed to INDIRECT.
2504	Invalid Smart post special service type.
2505	"USPS_DELIVERY_CONFIRMATION" was added to the smart post special services.
2506	Invalid Tracking Id Type for Package {PACKAGE_INDEX}.

Code	Message
2507	Invalid Master Tracking Id Type.
2508	Invalid Tracking Id Type.
2516	Shipper Account Number cannot be different from ClientDetail AccountNumber.
2517	When payment Type is shipper, ShippingChargesPayment Payor AccountNumber should match the shipper account number.
2519	Total Insured value exceeds customs value.
2520	Duties Payor Account Number does not match Shipper Account Number.
2521	Importer Account Number does not match Shipper Account Number.
2522	Sender is the Importer of Record.
2523	Broker information cannot be populated for Broker Inclusive shipment.
2524	Duties Payor Account Number is required with THIRD_PARTY as payment type.
2525	Recipient has been defaulted to the Importer of Record.
2526	Importer has been defaulted to the Third Party.
2528	Invalid Importer Data.
2529	GAA form could not be generated.
2531	Package insured value can not exceed Total insured value.
2532	Hold at Location country must match Recipient country.
2540	Package cannot be deleted without deleting the entire shipment.
2561	Routing by origin is not allowed.
2562	Invalid insured value declaration currency.
2563	Invalid customs value declaration currency.
2566	FEDEX_LTL line haul option is not authorized.
2567	FEDEX_LTL line haul option must be used if authorized.
2568	Payment required for FEDEX_LTL line haul option.
2569	Invalid FEDEX_LTL payment type.
2570	Invalid FEDEX_LTL payment account number.

Code	Message
2571	Invalid IMPORT brokerage processing charges payment type.
2572	Invalid IMPORT brokerage processing charges payment account.
2573	FEDEX_LTL payment type must match IMPORT brokerage processing charges payment type if both are present.
2574	FEDEX_LTL payment payor account must match IMPORT brokerage processing charges payment payor account if both are present.
2575	Authorization information is required for Transborder Distribution.
2583	Label Specification Printed Label Origin Contact required for distribution shipment
2700	Service Factory exception received in Ship.init.
2701	Exception in Ship.deleteShipment::
2702	Exception in Ship.processShipment::
2703	Exception in Ship.validateShipment::
2704	Exception in ValidateDeleteShipment.doValidateDeleteShipment::
2705	Exception in ValidateProcessShipment.doValidateProcessShipment::
2706	Exception in ValidateShipment.doValidateShipment::
2707	Child piece cannot continue processing. The shipment has been deleted.
2708	Dangerous Goods special service type is required with the dangerous goods hazardous commodity option type.
2709	Package {PACKAGE_INDEX} - Invalid number of commodities in hazardous commodity content.
2710	Package {PACKAGE_INDEX} - Invalid hazmat commodity emergency phone number.
2711	Package {PACKAGE_INDEX} - Quantity is required for hazardous commodity content.
2712	Package {PACKAGE_INDEX} - Invalid hazardous commodity quantity amount.
2713	Package {PACKAGE_INDEX} - Invalid hazardous commodity quantity units.
2714	Package {PACKAGE_INDEX} - Packaging is required for hazardous commodity content.
2715	Package {PACKAGE_INDEX} - Invalid hazardous commodity packaging units.
2716	Package {PACKAGE_INDEX} - Invalid hazardous commodity packaging count.
2717	Package {PACKAGE_INDEX} - Dangerous goods hazardous commodity option type is invalid or missing.
2718	Invalid hazmat commodity offeror.

Code	Message
2719	Package {PACKAGE_INDEX} - Invalid number of dangerous goods containers.
2720	Hazardous materials cannot be specified with Process Shipment MPS.
2721	IATA dangerous goods cannot be specified with PRINT_DOCUMENTS_INCREMENTALLY action type unless CONFIRM action type is used.
2722	Dangerous goods signatory data must be the same across all MPS packages.
2723	Dangerous goods emergency contact number must be the same across all MPS packages.
2724	Dangerous goods infectious substance responsible contact data must be the same across all MPS packages.
2725	The presence or absence of the HAZARDOUS_MATERIALS option type must be the same across all dangerous goods packages in the shipment.
2726	Package {PACKAGE_INDEX} - Invalid infectious substance responsible contact phone number.
2727	Package {PACKAGE_INDEX} - Dry Ice must be specified as a hazardous commodity.
2728	Package {PACKAGE_INDEX} - Dry Ice weight must match the hazardous commodity dry ice weight.
2729	Package {PACKAGE_INDEX} - Infectious substance responsible contact information is required.
2730	Package {PACKAGE_INDEX} - MPS child package has higher accessibility than the master package.
2731	Consolidation type requires at least 2 unique recipient addresses.
2732	Consolidation requires at least 2 packages.
2733	Consolidation requires total dimensions.
2734	Invalid deletion control type.
2736	Package {PACKAGE_INDEX} - Dangerous goods configuration reference ID not found.
2737	Shipment total dry ice package count is less than the hazardous commodity total dry ice package count.
2738	Shipment total dry ice weight is less than the hazardous commodity total dry ice weight.
2739	Package {PACKAGE_INDEX} - Name of Signatory is required.
2740	Package {PACKAGE_INDEX} - Title of Signatory is required.
2741	Package {PACKAGE_INDEX} - Place of Signatory is required.
2742	Package {PACKAGE_INDEX} - Dangerous Goods special service type is required with a dangerous goods hazardous commodity option type.
2743	Package {PACKAGE_INDEX} - Invalid hazardous materials offeror.
2871	Intra country shipment cannot be changed to non intra country and vice versa.

Code	Message
2872	Domestic shipment can not be made international and vice versa.
2873	Operating company cannot be changed.
2874	PAYGO PRE-MULITPLIER Shipment cannot be changed to PAYGO MULTIPLIER.
2875	PAYGO PRE-MULITIPLIER Shipment cannot be changed to NON-PAYGO Shipment.
2876	PAYGO MULITPLIER Shipment cannot be changed to PAYGO PRE-MULTIPLIER.
2877	PAYGO MULITIPLIER Shipment cannot be changed to NON-PAYGO Shipment.
2878	Only US Domestic Express and US Domestic Ground shipments can change from Multiplier to Non-Multiplier.
2879	Cannot change shipment to Non-Multiplier because Dangerous Goods is a special service.
2998	General Failure.
2999	Document content type is invalid.
3000	Invalid Shipper city.
3001	Invalid Shipper Country Code.
3002	Invalid Shipper streetLine 1.
3003	Invalid Shipper state Or Province Code.
3004	Shipper Company Name OR Person Name is required.
3005	Shipper Phone Number is required.
3006	Invalid paymentType.
3007	Shipper Person Name must be at least 2 characters.
3008	Invalid labelImageType.
3009	Invalid labelStockType.
3010	Invalid labelPrintingOrientation.
3011	Shipper Company Name must be at least 2 characters.
3012	Shipper Phone Number is invalid.
3013	Recipient Company Name OR Person Name is required.
3014	Recipient Phone Number is required.

Code	Message
3015	Invalid Recipient city.
3016	Recipient Company Name must be at least 2 characters.
3017	Invalid Recipient Country Code.
3018	Invalid Recipient StreetLine 1.
3019	Recipient Person Name must be at least 2 characters.
3020	Recipient Phone Number is invalid.
3021	Recipient State Code is missing.
3022	General Failure.
3023	Postal Code not found.
3024	Shipper Postal Code not found.
3025	Invalid Postal Code Format.
3026	Postal Code not Served.
3027	Postal-State Mismatch.
3028	Postal-City Mismatch.
3029	Country not served.
3030	Country code is required and must not exceed the limit of 2 characters.
3031	Invalid postal code/routing code input.
3032	P.O. Box zip.
3033	Postal code or routing code is required.
3034	Postal/Routing code and country do not match.
3035	The length of the postal code exceeds the limit of 16 characters.
3036	The length of the state or province exceeds the limit of 3 characters.
3037	Invalid Shipper Postal Code Format.
3038	Shipper Postal Code not Served.
3039	Shipper Postal-State Mismatch.

Code	Message
3040	Shipper Postal-City Mismatch.
3041	Shipper Country not served.
3042	Shipper Country code is required and must not exceed the limit of 2 characters.
3043	Invalid Shipper postal code/routing code input.
3044	Shipper zip is a P.O. Box - Not allowed.
3045	Shipper Postal code or routing code is required.
3046	Shipper Postal/Routing code and country do not match.
3047	The length of the Shipper postal code exceeds the limit of 16 characters.
3048	The length of the Shipper state or province exceeds the limit of 3 characters.
3049	Recipient Postal Code not found.
3050	Invalid Recipient Postal Code Format.
3051	Recipient Postal Code not Served.
3052	Recipient Postal-State Mismatch.
3053	Recipient Postal-City Mismatch.
3054	Recipient Country not served.
3055	Recipient Country code is required and must not exceed the limit of 2 characters.
3056	Invalid Recipient postal code/routing code input.
3057	Recipient zip is a P.O. Box - Not allowed.
3058	Recipient Postal code or routing code is required.
3059	Recipient Postal/Routing code and country do not match.
3060	The length of the Recipient postal code exceeds the limit of 16 characters.
3061	The length of the Recipient state or province exceeds the limit of 3 character.
3062	Hold at Location Postal Code not found.
3063	Invalid Hold at Location Postal Code Format.
3064	Hold at Location zip is a P.O. Box - Not allowed.

Code	Message
3065	Hold at Location Postal-State Mismatch.
3066	Hold at Location Postal-City Mismatch.
3067	Hold at Location Country not served.
3068	Hold at Location Country code is required and must not exceed the limit of 2 characters.
3069	Invalid Hold at Location postal code/routing code input.
3070	Hold at Location zip is a P.O. Box - Not allowed.
3071	Hold at Location Postal code or routing code is required.
3072	Hold at Location Postal/Routing code and country do not match.
3073	The length of the Hold at Location postal code exceeds the limit of 16 characters.
3074	The length of the Hold at Location state or province exceeds the limit of 3 character.
3075	Location Not Found.
3076	Shipper Location Not Found.
3077	Recipient Location Not Found.
3078	Hold at Location Address - Location Not Found.
3079	Unable to process requested shipment at this time. Please try later.
3080	Location-Zip mismatch.
3081	Shipper Location-Zip mismatch.
3082	Recipient Location-Zip mismatch.
3083	Hold-at-Location Location-Zip mismatch.
3084	Postal-Country mismatch.
3085	Shipper Postal-Country mismatch.
3086	Recipient Postal-Country mismatch.
3087	Hold-at-Location Postal-Country mismatch.
3088	Postal Code not found.
3089	Shipper Postal Code not found.

Code	Message
3090	Postal Code not found.
3091	Hold-at-Location Postal Code not found.
3092	Destination Control Statement type not allowed for selected service.
3093	Destination Control Statement type is not valid.
3094	The provided FTR Exemption or AES Citation is invalid.
3100	Invalid combination of payment type and special service.
3101	Invalid hold at location type.
3130	Duties payment type not allowed with return shipments.
3131	Invalid customs option type.
3132	Customs option description required.
3133	Invalid associated outbound ship date.
3134	Invalid return associated outbound tracking number.
3135	Customs option detail is required.
3136	Unable to retrieve conversion factors from the currency conversion service.
3280	Your FedEx account is not enabled for FedEx Ground Services. Please call FedEx Customer Service at 1.800.GoFedEx 1.800.463.3339 to enable your account for FedEx Ground shipping.
3366	Origin country code must be the same as Sender Country Code.
3367	Origin - Invalid streetLine 1.
3368	Origin - Invalid countryCode.
3369	Origin - Company Name OR Person Name is required.
3370	Origin - Phone Number is required.
3371	Origin - Company Name must be at least 2 characters.
3372	Origin - Person Name must be at least 2 characters.
3373	Origin - Phone Number is invalid.
3374	Origin - Invalid State Or Province Code.
3375	Origin - Invalid city.

Code	Message
3376	Origin - Postal Code not found.
3377	Origin - Invalid Postal Code Format.
3378	Origin - Postal Code not Served.
3379	Origin - Postal-State Mismatch.
3380	Origin - Postal-City Mismatch.
3381	Origin - Country not served.
3382	Origin - Country code is required and must not exceed the limit of 2 characters.
3383	Origin - Invalid postal code/routing code input.
3384	Origin - P.O. Box zip.
3385	Origin Postal code or routing code is required.
3386	Origin - Postal/Routing code and country do not match.
3387	Origin - The length of the postal code exceeds the limit of 16 characters.
3388	Origin - The length of the state or province exceeds the limit of 3 characters.
3389	Origin - Location Not Found.
3390	International Broker - Invalid streetLine 1.
3391	International Broker {BROKER_INDEX} - Invalid countryCode.
3392	International Broker - Invalid streetLine 1.
3393	International Broker - Phone Number is required.
3394	International Broker - Invalid Broker Company Name.
3395	International Broker - Invalid Person Name.
3396	International Broker - Phone Number is invalid.
3397	International Broker {BROKER_INDEX} - Invalid State Or Province Code.
3398	International Broker {BROKER_INDEX} - Invalid city
3399	International Broker {BROKER_INDEX} - Postal Code not found
3400	International Broker {BROKER_INDEX} - Invalid Postal Code Format

Code	Message
3401	International Broker {BROKER_INDEX} - Postal Code not Served
3402	International Broker {BROKER_INDEX} - Postal-State Mismatch
3403	International Broker {BROKER_INDEX} - Postal-City Mismatch
3404	International Broker {BROKER_INDEX} - Country not served
3405	International Broker {BROKER_INDEX} - Country code is required and must not exceed the limit of 2 characters
3406	International Broker {BROKER_INDEX} - Invalid postal code/routing code input
3407	International Broker {BROKER_INDEX} - P.O. Box zip
3408	International Broker {BROKER_INDEX} - Postal code or routing code is required
3409	International Broker {BROKER_INDEX} - Postal/Routing code and country do not match
3410	International Broker {BROKER_INDEX} - The length of the postal code exceeds the limit of 16 characters
3411	International Broker {BROKER_INDEX} - The length of the state or province exceeds the limit of 3 characters
3412	International Broker - Location Not Found.
3413	International Importer of Record - Invalid streetLine 1.
3414	International Importer of Record - Invalid countryCode.
3415	International Importer of Record - Invalid Company Name.
3416	International Importer of Record - Phone Number is required.
3417	International Importer of Record - Company Name must be at least 2 characters.
3418	International Importer of Record - Person Name must be at least 2 characters.
3419	International Importer of Record - Phone Number is invalid.
3420	International Importer of Record - Invalid State Or Province Code.
3421	International Importer of Record - Invalid city.
3422	International Importer of Record - Postal Code not found.
3423	International Importer of Record - Invalid Postal Code Format.
3424	International Importer of Record - Postal Code not Served.
3425	International Importer of Record - Postal-State Mismatch.

Code	Message
3426	International Importer of Record - Postal-City Mismatch.
3427	International Importer of Record - Country not served.
3428	International Importer of Record - Country code is required and must not exceed the limit of 2 characters.
3429	International Importer of Record - Invalid postal code/routing code input.
3430	International Importer of Record - P.O. Box zip.
3431	International Importer of Record - Postal code or routing code is required.
3432	International Importer of Record - Postal/Routing code and country do not match.
3433	International Importer of Record - The length of the postal code exceeds the limit of 16 characters.
3434	International Importer of Record - The length of the state or province exceeds the limit of 3 characters.
3435	International Importer of Record - Location Not Found.
3436	Printed Label of Origin - Invalid streetLine 1.
3437	Printed Label of Origin - Invalid countryCode.
3438	Printed Label of Origin - Invalid streetLine 1.
3439	Printed Label of Origin - Phone Number is required.
3440	Printed Label of Origin - Company Name must be at least 2 characters.
3441	Printed Label of Origin - Person Name must be at least 2 characters.
3442	Printed Label of Origin - Phone Number is invalid.
3443	Printed Label of Origin - Invalid State Or Province Code.
3444	Printed Label of Origin - Invalid city.
3445	Printed Label of Origin - Postal Code not found.
3446	Printed Label of Origin - Invalid Postal Code Format.
3447	Printed Label of Origin - Postal Code not Served.
3448	Printed Label of Origin - Postal-State Mismatch.
3449	Printed Label of Origin - Postal-City Mismatch.
3450	Printed Label of Origin - Country not served.

Code	Message
3451	Printed Label of Origin - Country code is required and must not exceed the limit of 2 characters.
3452	Printed Label of Origin - Invalid postal code/routing code input.
3453	Printed Label of Origin - P.O. Box zip.
3454	Printed Label of Origin - Postal code or routing code is required
3455	Printed Label of Origin - Postal/Routing code and country do not match.
3456	Printed Label of Origin - The length of the postal code exceeds the limit of 16 characters.
3457	Printed Label of Origin - The length of the state or province exceeds the limit of 3 characters.
3458	Printed Label of Origin - Location Not Found.
3459	Hold at Location in Special Services Requested - Invalid streetLine 1.
3460	Hold at Location in Special Services Requested - Invalid countryCode.
3461	Hold at Location in Special Services Requested - Invalid streetLine 1.
3462	Hold at Location in Special Services Requested - Phone Number is required.
3463	Hold at Location in Special Services Requested - Company Name must be at least 2 characters.
3464	Hold at Location in Special Services Requested - Person Name must be at least 2 characters.
3465	Hold at Location in Special Services Requested - Phone Number is invalid.
3466	Hold at Location in Special Services Requested - Invalid State Or Province Code.
3467	Hold at Location in Special Services Requested - Invalid city.
3468	Hold at Location in Special Services Requested - Postal Code not found.
3469	Hold at Location in Special Services Requested - Invalid Postal Code Format.
3470	Hold at Location in Special Services Requested - Postal Code not Served.
3471	Hold at Location in Special Services Requested - Postal-State Mismatch.
3472	Hold at Location in Special Services Requested - Postal-City Mismatch.
3473	Hold at Location in Special Services Requested - Country not served.
3474	Hold at Location in Special Services Requested - Country code is required and must not exceed the limit of 2 characters.
3475	Hold at Location in Special Services Requested - Invalid postal code/routing code input.

Code	Message
3476	Hold at Location in Special Services Requested - P.O. Box zip.
3477	Hold at Location in Special Services Requested - Postal code or routing code is required.
3478	Hold at Location in Special Services Requested - Postal/Routing code and country do not match.
3479	Hold at Location in Special Services Requested - The length of the postal code exceeds the limit of 16 characters.
3480	Hold at Location in Special Services Requested - The length of the state or province exceeds the limit of 3 characters.
3481	Hold at Location in Special Services Requested - Location Not Found.
3482	COD Recipient in Special Services Requested - Invalid streetLine 1.
3483	COD Recipient in Special Services Requested - Invalid countryCode.
3484	COD Recipient in Special Services Requested - Invalid streetLine 1.
3485	COD Recipient in Special Services Requested - Phone Number is required.
3486	COD Recipient in Special Services Requested - Company Name must be at least 2 characters.
3487	COD Recipient in Special Services Requested - Person Name must be at least 2 characters.
3488	COD Recipient in Special Services Requested - Phone Number is invalid.
3489	COD Recipient in Special Services Requested - Invalid State Or Province Code.
3490	COD Recipient in Special Services Requested - Invalid city.
3491	COD Recipient in Special Services Requested - Postal Code not found.
3492	COD Recipient in Special Services Requested - Invalid Postal Code Format.
3493	COD Recipient in Special Services Requested - Postal Code not Served.
3494	COD Recipient in Special Services Requested - Postal-State Mismatch.
3495	COD Recipient in Special Services Requested - Postal-City Mismatch.
3496	COD Recipient in Special Services Requested - Country not served.
3497	COD Recipient in Special Services Requested - Country code is required and must not exceed the limit of 2 characters.
3498	COD Recipient in Special Services Requested - Invalid postal code/routing code input.
3499	COD Recipient in Special Services Requested - P.O. Box zip.
3500	COD Recipient in Special Services Requested - Postal code or routing code is required.

Code	Message
3501	COD Recipient in Special Services Requested - Postal/Routing code and country do not match.
3502	COD Recipient in Special Services Requested - The length of the postal code exceeds the limit of 16 characters.
3503	COD Recipient in Special Services Requested - The length of the state or province exceeds the limit of 3 characters.
3504	COD Recipient in Special Services Requested - Location Not Found.
3505	COD Recipient in Shipment Special Services Requested - Contact or Company name is required.
3506	COD Recipient in Shipment Special Services Requested - Invalid countryCode.
3507	COD Recipient in Special Services Requested - Invalid streetLine 1 for Package {PACKAGE_INDEX}.
3508	COD Recipient in Special Services Requested - Phone Number is required for Package {PACKAGE_INDEX}.
3509	COD Recipient in Special Services Requested - Company Name must be at least 2 characters for Package {PACKAGE_INDEX}.
3510	COD Recipient in Special Services Requested - Person Name must be at least 2 characters for Package {PACKAGE_INDEX}.
3511	COD Recipient in Special Services Requested - Phone Number is invalid for Package {PACKAGE_INDEX}.
3512	COD Recipient in Special Services Requested - Invalid State Or Province Code.
3513	COD Recipient in Special Services Requested - Invalid city.
3514	COD Recipient in Special Services Requested - Postal Code not found.
3515	COD Recipient in Special Services Requested - Invalid Postal Code Format.
3516	COD Recipient in Special Services Requested - Postal Code not served.
3517	COD Recipient in Special Services Requested - Postal-State Mismatch.
3518	COD Recipient in Special Services Requested - Postal-City Mismatch.
3519	COD Recipient in Special Services Requested - Country not served.
3520	COD Recipient in Special Services Requested - Country code is required and must not exceed the limit of 2 characters.
3521	COD Recipient in Special Services Requested - Invalid postal code/routing code input.
3522	COD Recipient in Special Services Requested - P.O. Box zip.
3523	COD Recipient in Special Services Requested - Postal code or routing code is required.
3524	COD Recipient in Special Services Requested - Postal/Routing code and country do not match.

Code	Message
3525	COD Recipient in Special Services Requested - The length of the postal code exceeds the limit of 16 characters.
3526	COD Recipient in Special Services Requested - The length of the state or province exceeds the limit of 3 characters.
3527	COD Recipient in Special Services Requested - Location Not Found for Package# {PACKAGE_INDEX}.
3533	Electronic Trade Documents are not available for domestic shipments.
3534	Electronic Trade Documents request are not supported with future day shipments.
3535	Customer documents cannot be requested for return. Only FedEx generated documents can be returned.
3536	Electronic Trade Document file type or name is invalid.
3537	Number of Electronic Trade Documents attached exceed the maximum allowed.
3538	Customer documents or request to generate shipping documents is required to process a shipment with Electronic Trade Document request.
3539	Uploaded Electronic Trade Document Type is not valid.
3540	Estimated duties and taxes are returned only for shipping charges payment type of SENDER.
3541	Electronic Trade Documents are not allowed with the special services selected.
3542	ETD not allowed with document shipments with no commercial value.
3543	Document {DOC_INDEX} size exceeds maximum allowed.
3544	Customer provided CI is not allowed when the original FedEx generated shipping document request has a CI/PI.
3545	Customer should attach at least one CI or PI or select option to create FedEx generated CI or PI to ship ETD.
3601	At least one freight shipment line item is required.
3602	Freight shipment line item {FREIGHT_SHIPMENT_LINE_ITEM} -commodity description is required.
3603	Freight shipment role type invalid or missing.
3604	Invalid combination of payor's account number and {ACCOUNT_NUMBER_TYPE} account number.
3605	A valid Hazardous Commodity Option Type is required when special service Dangerous Goods is selected.
3606	Payment type is not valid for the role selected.
3607	Freight shipment collect terms is invalid or missing.
3608	Freight shipment line item {FREIGHT_SHIPMENT_LINE_ITEM} - nmfcCode is invalid.

Code	Message
3609	National PRO numbers in the request are no longer supported. Please discontinue usage of them. The PRO number will be overridden with a valid PRO number at the time of pickup.
3610	Missing or invalid {SPECIAL_SERVICE_TYPE} detail.
3611	Special Service {SPECIAL_SERVICE_TYPE} - invalid type.
3612	Alternate billing is not supported for selected payment type and role type.
3613	Invalid liability coverage type.
3614	Invalid liability coverage amount for coverage type selected.
3615	Freight shipment line item {FREIGHT_SHIPMENT_LINE_ITEM} - invalid freight class.
3616	Freight shipment line item {FREIGHT_SHIPMENT_LINE_ITEM} - missing or invalid physical packaging.
3617	Freight shipment line item {FREIGHT_SHIPMENT_LINE_ITEM} - missing or invalid pieces.
3618	Freight shipment line item {FREIGHT_SHIPMENT_LINE_ITEM} - invalid hazardous materials category.
3619	Either FedEx Freight or Alternate account number and the associated address is required.
3620	Freight shipment line item {FREIGHT_SHIPMENT_LINE_ITEM} - invalid volume units.
3621	Freight shipment line item {FREIGHT_SHIPMENT_LINE_ITEM} - invalid volume.
3622	Missing or invalid Total Handling units.
3623	Emergency contact number is required when hazardous materials are present.
3624	The account provided for {ACCOUNT_NUMBER_TYPE} is missing or is not a valid value.
3625	Either freight line items or special services exceeded the maximum allowed.
3626	Payor Responsible Party is Required.
3627	Freight special service payment {SPECIAL_SERVICE_PAYMENT_INDEX} - payment type is missing or invalid.
3628	Freight special service payment {SPECIAL_SERVICE_PAYMENT_INDEX} - special service type is missing or invalid.
3629	ProcessingOption {SHIPMENT_PROCESSING_OPTION_TYPE} is not allowed for this request and was removed.
3630	Action type {ACTION} is not allowed for this request.
3790	Declaration INSURED_VALUE currency is invalid.
3791	Consolidation Key required.

Code	Message
3792	Appointment Delivery Split Payment - Payor is required.
3793	Appointment Delivery Split Payment - Invalid Payment Type for Payor country code.
3794	Piece Count Verification Split Payment - Payor is required.
3795	Piece Count Verification Split Payment - Invalid Payment Type for Payor country code.
3796	Appointment Delivery Split Payment - The payor's account number is invalid.
3797	Appointment Delivery Split Payment - The payor's country code is invalid.
3798	Appointment Delivery Split Payment - Payor country code must match either Origin or Destination country code.
3799	Piece Count Verification Split Payment - The payor's account number is invalid.
3800	Piece Count Verification Split Payment - The payor's country code is invalid.
3801	Piece Count Verification Split Payment - Payor country code must match either Origin or Destination country code.
3802	Service type requires the processing option {SHIPMENT_PROCESSING_OPTION_TYPE}.
3803	Service type does not support the processing option {SHIPMENT_PROCESSING_OPTION_TYPE}.
3804	Package commodities require the PACKAGE_LEVEL_COMMODITIES processing option.
3805	The PACKAGE_LEVEL_COMMODITIES processing option does not support customs clearance detail commodities.
3806	Duplicate Key or ID {KEY_VALUE}.
3807	Key or ID {KEY_VALUE} not found.
3808	At least one commodity required.
3809	The specified template usage type requires a template.
3810	Invalid Consolidation Role type.
3811	Invalid Consolidation Status.
3812	Invalid customerReferenceType for Commercial Invoice reference {CUSTOMER_REFERENCE_INDEX}.
3813	Invalid customerReference value for Commercial Invoice reference {CUSTOMER_REFERENCE_INDEX}.
3814	Invalid group package count.
3815	Weight - weight must be greater than 0 in Commodity {COMMODITY_INDEX} in RequestedPackage {PACKAGE_INDEX}

Code	Message
3816	Weight - Invalid weight units in Commodity {COMMODITY_INDEX} in RequestedPackage {PACKAGE_INDEX}.
3817	Commodities are required for RequestedPackage {PACKAGE_INDEX}.
3900	Invalid Recipient Customs Tax ID Type.
3901	Invalid Recipient Customs Tax ID.
3902	Description not valid for documents with value.
3903	Commodity customs value cannot be greater than zero if commodity description is Correspondence/No Commercial Value.
3904	Commodity unit value cannot be greater than zero if commodity description is Correspondence/No Commercial Value.
3905	A commercial invoice is not allowed if the country of manufacture is XX.
3906	Electronic Commercial Invoice not allowed for non-dutiable document shipment.
3907	Invalid Customs Value.
3908	Weight is required for commodity {COMMODITY_INDEX}.
3909	Customs Value cannot be zero for commodity {COMMODITY_INDEX}.
3910	Invalid description of contents for commodity {COMMODITY_INDEX}.
3911	Quantity is required for commodity {COMMODITY_INDEX}.
3913	Unit value is required for commodity {COMMODITY_INDEX}.
3914	Unit of measurement required for commodity {COMMODITY_INDEX}.
3928	Pickup date time is required.
3929	Invalid ready date time, must contain a time between 08:00am and 06:00pm.
3930	Total insured value for express tag should be between 0 and 50000.
3931	Invalid date format at ready date time.
3932	Invalid date format at latest pickup date time.
3938	Ready date, pickup date and the shipment date are not the same.
3939	Invalid ready date time for commercial pickup.
3940	For commercial pickup the ready date time should be before the business close time.
3941	Ready date should be after the current date.

Code	Message
3942	Courier instructions field should not be more than 30 characters.
3943	Business close time does not contain a time between 08:00am and 06:00pm.
3944	The requested pickup date is not a business day.
3945	The requested pickup date may not be more than 14 days from today.
3946	Call tag may only be canceled by the shipper who originally requested it.
3947	Unable to retrieve details: confirmation number not found.
3948	Unable to cancel call tag; it has been already canceled.
3949	The Ground system indicated the call tag cannot be canceled.
3950	Invalid time stamp.
3951	Invalid special service option type at package {PACKAGE_INDEX}.
3952	Confirmation number required to cancel a tag transaction.
3953	Invalid payment type.
3954	Past Cut Off Time.
3955	Cannot schedule pickup beyond 1 working day.
3956	Cannot schedule pickup request for previous day.
3957	Customer reference number contains an invalid character.
3958	Duplicate cancel request.
3959	No dispatch found for this location.
3960	Zip state mismatch.
3961	Incomplete recipient data.
3962	Dispatch already exists.
3963	Package Count exceeds the maximum allowed.
3964	Difference between Ready Time and Business Close / Last Pickup Time is too small.
3965	The payment details used to schedule the ground call tag is required for cancellation.
3966	Destination address is not provided/ invalid.

Code	Message
3967	Invalid Company Close Time.
3970	PickupDetail Request Type - Pickup Request Type is invalid.
3971	PickupDetail Request Source - Pickup Request Source is invalid.
3975	Duplicate sequence or Missing sequence number in the package list.
3976	Harmonized code is invalid.
3985	Unable to obtain a default hold at location address. Please provide one to process your request.
3986	Default Hold at Location data might not be valid.
4000	Invalid or blank FICE type.
4001	FICE license or permit number is required.
4002	FICE license or permit number expiration date is invalid.
4003	Document shipment is not allowed with FICE.
4004	Invalid service type selected for FICE shipment.
4005	FICE license or permit number is not required.
4006	FICE license or permit number expiration date is not required.
4007	FICE entry number is required.
4008	FICE entry number isn't required.
4009	FICE Foreign Trade Zone code is required.
4010	Invalid Physical Packaging
4011	The commodity list is empty.
4012	Commodities cannot be added to this shipment.
4013	The total count of commodities cannot exceed 999.
6001	Invalid thermal printer.
6002	Invalid label type.
6003	Missing Label Type.
6004	Invalid or missing label format type.

Code	Message
6005	Thermal printer type supplied for plain paper request.
6006	Invalid payment type.
6007	Invalid dangerous goods value.
6008	Invalid weight unit.
6009	Invalid Dim Units.
6010	Invalid COD payment type.
6011	Missing Product Code.
6012	Can not find service description.
6013	Missing Recipient country code.
6014	Invalid recipient country code.
6015	Missing origin country code.
6016	Invalid carrier code.
6017	Invalid Language indicator.
6018	Graphic Entry Missing Graphic Info.
6019	X Location Missing for Custom Label Entry.
6020	Y Location Missing for Custom Label Entry.
6021	Font Information Missing for Custom Text Entry.
6022	Barcode Height missing from Custom Barcode Entry.
6023	Thin Bar Width missing from Custom Barcode Entry.
6024	Barcode Symbology Missing from Custom Barcode Entry.
6025	Invalid Stock Type.
6026	Invalid DocTab path.
6027	DocTabContent not present. No doc tab will be produced.
6028	LabelPrintingOrientationType not specified - using default value of N.
6029	Shipping document email recipient must contain a valid email address.

Code	Message
6030	The requested document is too large to be emailed and will not be sent.
6044	The customer provided image exceeds maximum size allowed.
6045	Error while parsing VPath values.
6046	International shipping documents are not supported by non-international shipments.
6047	Invalid values for LabelPrintingOrientationType.
6048	Invalid type for OversizeClassType.
6049	Invalid character data found while processing the label.
6050	Shipment request failed due to label creation error.
6050	Shipment request failed due to label creation error.
6050	Shipment request failed due to label creation error
6050	Shipment request failed due to label creation error.
6050	Shipment request failed due to label creation error.
6050	Shipment request failed due to label creation error.
6050	Shipment request failed due to label creation error.
6050	Shipment request failed due to label creation error.
6050	Shipment request failed due to label creation error.
6050	Shipment request failed due to label creation error.
6050	Shipment request failed due to label creation error.
6059	DryIceTotalWeight is greater than total shipment weight.
6060	ShipmentDryIceDetail is required.
6061	Invalid shipmentDryIceDetail totalWeight.
6062	Invalid shipment totalWeight.
6063	Invalid shipmentDryIceDetail packageCount.
6064	Total commodities weight is greater than package or shipment weight.
6065	Commodities are required for International Shipments.
6066	Insufficient information for commodity {COMMODITY_INDEX} to complete shipment.
6067	Weight units are inconsistent or differ from master.

Code	Message
6068	Invalid values for DocTabContentType.
6069	Unable to generate label - unexpected special character in request.
6071	Unable to generate shipping documents.
6072	Duplicate shipping document types are not allowed.
6073	Invalid disposition type for {SHIPPING_DOCUMENT}.
6074	Invalid grouping type for {SHIPPING_DOCUMENT}.
6075	Invalid access reference for {SHIPPING_DOCUMENT}.
6076	Label request is not supported.
6077	Labels to file is supported for offline clients only.
6078	Non-compliant OP-900 form requested. FedEx is returning the appropriate OP-900 form to ensure your hazardous material documentation is DOT compliant. Please ensure OP-900LL (rev 1/2010) or OP-900LG (rev 3/2010) label stock is being used.
6079	LabelFormatType not supported for the supplied origin and destination.
6097	Customer supplied documents are currently not supported.
6098	Customer supplied images are currently not supported.
6099	FedEx generated customs documents are currently not supported.
6100	International Broker {BROKER_INDEX} - Invalid Broker Type.
6101	Invalid Broker Combination.
6102	Broker {BROKER_INDEX} country should be the same as Shipper country.
6103	Priority Alert must be entered on all packages.
6104	The Priority Alert type cannot be different across packages.
6105	Special service conflict. Priority Alert is not valid with Delivery On Invoice Acceptance or Third Party Consignee.
6106	Your request is not compatible with the ASTRA barcode.
6107	Document shipments are not allowed with ITAR.
6108	Post-Departure EEI Filing is not allowed with this service.
6109	ITAR Exemption or License Number is required.

Code	Message
6110	The B13A Canada Export Declaration is required for this shipment.
6111	The Canada Export Permit Number is required for this shipment.
6112	Alcohol shipments are not allowed with ITAR.
6113	The ITAR License or Exemption Number is invalid.
6115	ITAR not allowed with service type.
6501	RequestedShipment TotalWeight - weight must be greater than 0.
6502	RequestedShipment TotalWeight - Invalid weight units.
6503	RequestedShipment TotalWeight - weight exceeds maximum for requested service/packaging.
6504	RequestedShipment TotalWeight - weight is less than the minimum for requested service/packaging.
6505	Weight - weight must be greater than 0 in RequestedPackage {PACKAGE_INDEX}.
6506	Weight - Invalid weight units in RequestedPackage {PACKAGE_INDEX}.
6507	SpecialServicesRequested dryIceWeight - weight must be greater than 0 in RequestedPackage {PACKAGE_INDEX}.
6508	SpecialServicesRequested dryIceWeight - Invalid weight units in RequestedPackage {PACKAGE_INDEX}.
6509	Weight - weight must be greater than 0 in Commodity {COMMODITY_INDEX}.
6510	Weight - Invalid weight units in Commodity {COMMODITY_INDEX}.
6511	Recipients Localization - Invalid Localization languageCode for recipient {EMAIL_RECIPIENT_INDEX}.
6512	TransactionDetail Localization - Invalid Localization languageCode.
6513	RequestedShipment SpecialServicesRequested codDetail - Shipping Charges Payment Type must be shipper for COD.
6514	SpecialServicesRequested codDetail - Shipping Charges Payment Type must be shipper for COD in RequestedPackage {PACKAGE_INDEX}.
6515	ClientDetail Localization - Invalid Localization languageCode.
6518	RequestedShipment SpecialServicesRequested codDetail - COD not allowed for service type.
6519	SpecialServicesRequested codDetail - COD not allowed for service type in RequestedPackage {PACKAGE_INDEX}.
6520	Weight - Package weight exceeds maximum for requested service/packaging in RequestedPackage {PACKAGE_INDEX}.
6521	Weight - Package weight is less than the minimum for requested service/packaging in RequestedPackage {PACKAGE_INDEX}.

Code	Message
6522	SpecialServicesRequested dryIceWeight - Package weight exceeds maximum for requested service/packaging in RequestedPackage {PACKAGE_INDEX}.
6523	SpecialServicesRequested dryIceWeight - Package weight is less than the minimum for requested service/packaging in RequestedPackage {PACKAGE_INDEX}.
6524	Weight - Package weight exceeds maximum for requested service/packaging in Commodity {COMMODITY_INDEX}.
6525	Weight - Package weight is less than the minimum for requested service/packaging in Commodity {COMMODITY_INDEX}.
6526	RequestedShipment Origin contact - companyName OR personName is required.
6527	RequestedShipment Origin contact - phoneNumber is required.
6528	RequestedShipment FreightShipmentDetail alternateBilling - Address is required.
6529	RequestedShipment FreightShipmentDetail alternateBilling - Contact information is required.
6530	RequestedShipment Origin contact - Phone Number is invalid.
6531	RequestedShipment Recipient contact - companyName OR personName is required.
6532	RequestedShipment Recipient contact - phoneNumber is required.
6533	RequestedShipment FreightShipmentDetail alternateBilling contact - PhoneNumber is required.
6534	RequestedShipment FreightShipmentDetail alternateBilling contact - PhoneNumber is invalid.
6535	RequestedShipment Recipient contact - Phone Number is invalid.
6536	RequestedShipment Shipper contact - companyName OR personName is required.
6537	ShippingChargesPayment Payor - The payor's account number is invalid.
6538	ShippingChargesPayment Payor - The payor's countryCode is invalid.
6539	InternationalDetail Payor - The payor's account number is invalid.
6540	InternationalDetail Payor - The payor's countryCode is invalid.
6541	RequestedShipment Shipper contact - phoneNumber is required.
6542	Package {PACKAGE_INDEX} weight is inconsistent with dimension units, please use only English or Metric.
6543	Commodity weight is inconsistent with dimension units, please use only English or Metric.
6544	Shipment total weight is inconsistent with dimension units, please use only English or Metric.
6545	RequestedShipment SpecServReq codDetail codRecipient - An Address is required for a Party.
6546	RequestedShipment SpecServReq codDetail codRecipient - A Contact is required for a Party.

Code	Message
6547	RequestedShipment InternationalDetail {BROKER_INDEX} broker - An Address is required for a Party.
6548	RequestedShipment InternationalDetail {BROKER_INDEX}I broker - A Contact is required for a Party.
6549	RequestedShipment customsClearanceDetail importerOfRecord - An Address is required for a Party.
6550	RequestedShipment customsClearanceDetail importerOfRecord - A Contact is required for a Party.
6551	RequestedShipment Shipper - An Address is required for a Party.
6552	RequestedShipment Shipper - A Contact is required for a Party.
6553	RequestedShipment Recipient - An Address is required for a Party.
6554	RequestedShipment Recipient - A Contact is required for a Party.
6555	InsuredValue - Invalid amount in RequestedPackage {PACKAGE_INDEX}.
6556	InsuredValue - Invalid currency in RequestedPackage {PACKAGE_INDEX}.
6557	VariableHandlingChargeDetail fixedValue - Invalid amount in RequestedPackage {PACKAGE_INDEX}.
6558	VariableHandlingChargeDetail fixedValue - Invalid currency in RequestedPackage {PACKAGE_INDEX}.
6559	SpecialServicesRequested codDetail collectionAmount - Invalid amount in RequestedPackage {PACKAGE_INDEX}.
6560	SpecialServicesRequested codDetail collectionAmount - Invalid currency in RequestedPackage {PACKAGE_INDEX}.
6561	InternationalDetail CustomsValue - Invalid amount.
6562	InternationalDetail CustomsValue - Invalid currency.
6563	RequestedShipment VariableHandlingChargeDetail fixedValue - Invalid amount.
6564	RequestedShipment VariableHandlingChargeDetail fixedValue - Invalid currency.
6565	CommercialInvoice FreightCharges - Invalid amount.
6566	CommercialInvoice FreightCharges - Invalid currency.
6567	CommercialInvoice InsuranceCharge - Invalid amount.
6568	CommercialInvoice InsuranceCharge - Invalid currency.
6569	CommercialInvoice TaxesOrMiscellaneousCharge - Invalid amount.
6570	CommercialInvoice TaxesOrMiscellaneousCharge - Invalid currency.

Code	Message
6571	CustomsValue - Invalid amount in Commodity {COMMODITY_INDEX}.
6572	CustomsValue - Invalid currency in Commodity {COMMODITY_INDEX}.
6573	UnitPrice - Invalid amount in Commodity {COMMODITY_INDEX}.
6574	UnitPrice - Invalid currency in Commodity {COMMODITY_INDEX}.
6575	RequestedShipment SpecialServicesRequested codDetail collectionAmount - Invalid amount.
6576	RequestedShipment SpecialServicesRequested codDetail collectionAmount - Invalid currency.
6577	LabelSpecification TermsAndConditionsLocalization - Invalid Localization languageCode.
6578	RequestedShipment totalInsuredValue - Invalid amount.
6579	RequestedShipment totalInsuredValue - Invalid currency.
6580	RequestedShipment FreightShipmentDetail alternateBilling contact - companyName OR personName is required.
6581	RequestedShipment Shipper contact - Phone Number is invalid.
6582	RequestedShipment SpecialServicesRequested dangerousGoodsDetail - hazMatCertificateData is required.
6583	RequestedShipment SpecialServicesRequested dangerousGoodsDetail - Invalid dangerousGoodsAccessibilityType.
6584	RequestedShipment SpecialServicesRequested dangerousGoodsDetail - dangerousGoodsAccessibilityType is required.
6585	SpecialServicesRequested dangerousGoodsDetail - hazMatCertificateData is required in RequestedPackage {PACKAGE_INDEX}.
6586	SpecialServicesRequested dangerousGoodsDetail - Invalid dangerousGoodsAccessibilityType in RequestedPackage {PACKAGE_INDEX}.
6587	SpecialServicesRequested dangerousGoodsDetail - dangerousGoodsAccessibilityType is required in RequestedPackage {PACKAGE_INDEX}.
6588	RequestedShipment SpecialServicesRequested codDetail codRecipient contact - companyName OR personName is required.
6589	RequestedShipment SpecialServicesRequested codDetail codRecipient contact - phoneNumber is required.
6590	RequestedShipment ShippingChargesPayment amount - Invalid amount.
6591	RequestedShipment ShippingChargesPayment amount - Invalid currency.
6592	RequestedShipment SpecialServicesRequested codDetail codRecipient contact - Phone Number is invalid.
6593	Declared value per unit - invalid currency.
6594	Declared value per unit - invalid amount.

Code	Message
6595	Liability coverage amount- invalid currency.
6596	Liability coverage amount- invalid amount.
6597	RequestedShipment FreightShipmentDetail alternateBilling - Invalid country code.
6598	LabelSpecification PrintedLabelOrigin contact - companyName OR personName is required.
6599	LabelSpecification PrintedLabelOrigin contact - phoneNumber is required.
6600	RequestedShipment FreightShipmentDetail alternateBilling - Invalid State or Province Code.
6601	RequestedShipment FreightShipmentDetail alternateBilling - Invalid city.
6602	LabelSpecification PrintedLabelOrigin contact - Phone Number is invalid.
6603	InternationalDetail ImporterOfRecord contact - companyName OR personName is required.
6604	InternationalDetail ImporterOfRecord contact - phoneNumber is required.
6607	InternationalDetail ImporterOfRecord contact - Phone Number is invalid.
6608	InternationalDetail Broker contact {BROKER_INDEX} - companyName OR personName is required.
6609	InternationalDetail Broker contact {BROKER_INDEX} - phoneNumber is required.
6610	RequestedShipment FreightShipmentDetail alternateBilling - Invalid StreetLine 1.
6611	{ACCOUNT_NUMBER_TYPE} account number was not found.
6612	InternationalDetail Broker contact {BROKER_INDEX} - Phone Number is invalid.
6613	RequestedShipment SpecialServicesRequested codDetail - Invalid collectionAmount.
6614	RequestedShipment SpecialServicesRequested codDetail - Invalid addTransportationCharges.
6615	RequestedShipment SpecialServicesRequested codDetail - Invalid CodCollectionType.
6616	RequestedShipment SpecialServicesRequested codDetail - codReferenceIndicator is invalid.
6617	PackageSpecialServicesRequested - Invalid codCollectionAmount in RequestedPackage {PACKAGE_INDEX}.
6618	SpecialServicesRequested codDetail - Invalid addTransportationCharges in RequestedPackage {PACKAGE_INDEX}.
6619	SpecialServicesRequested codDetail - Invalid CodCollectionType in RequestedPackage {PACKAGE_INDEX}.
6620	SpecialServicesRequested codDetail - codReferenceIndicator is invalid in RequestedPackage {PACKAGE_INDEX}.
6621	Pallet weight value is invalid.

Code	Message
6622	Pallet weight units contain an invalid value.
6623	Freight shipment line item {FREIGHT_SHIPMENT_LINE_ITEM} - invalid weight value.
6624	Freight shipment line item {FREIGHT_SHIPMENT_LINE_ITEM} - invalid weight units.
6627	RequestedShipment diaRecipient - Invalid city.
6628	RequestedShipment diaRecipient - Postal Code not found.
6629	RequestedShipment diaRecipient - An address is required for a Party.
6630	RequestedShipment diaRecipient - A contact is required for a Party.
6631	RequestedShipment shippingChargesPayment - Payor is required.
6632	Requested Shipment customsClearanceDetail dutiesPayment - Payor is required.
6633	Shipping account used for missing Shipping Charges Payment.
6635	requestedShipment specialServicesRequested codDetail codRecipient - TIN Number can not exceed 18 characters.
6636	InternationalDetail broker - TIN Number can not exceed 18 characters.
6637	InternationalDetail importerOfRecord - TIN Number can not exceed 18 characters.
6638	Shipper TIN Number can not exceed 18 characters.
6639	Recipient TIN Number can not exceed 18 characters.
6640	Requested Shipment totalWeight must be expressed in pound units (LB) for Domestic Express Shipments.
6641	Weight for requested package {PACKAGE_INDEX} must be expressed in pound units (LB) for Domestic Express Shipments.
6642	specialServicesRequested dryIceWeight for requested package {PACKAGE_INDEX} must be expressed in pound units (LB) for Domestic Express Shipments.
6643	Weight for commodity {COMMODITY_INDEX} must be expressed in pound units (LB) for Domestic Express Shipments.
6644	DutiesPayment - Invalid amount in cashAmount.
6645	DutiesPayment - Invalid currency in cashAmount.
6646	DutiesPayment - Payor country code must match either Origin or Destination country code.
6647	ShippingChargesPayment - Payor country code must match either Origin or Destination country code.
6648	Dry Ice Weight value cannot be < 1 in package {PACKAGE_INDEX}.

Code	Message
6649	Package Weight value cannot be < 1.
6650	Weight value cannot be < 1 for Commodity {COMMODITY_INDEX}.
6651	Dry Ice Total Weight value cannot be < 1.
6652	ShipmentTotalWeight value cannot be < 1.
6653	RequestedShipment ShipmentDryIceDetail totalWeight - weight value must be greater than 0.
6654	RequestedShipment ShipmentDryIceDetail totalWeight - Invalid weight units.
6655	RequestedShipment ShipmentDryIceDetail totalWeight - weight exceeds maximum for requested service/packaging.
6656	RequestedShipment ShipmentDryIceDetail totalWeight - weight is less than the minimum for requested service/packaging.
6657	RequestedShipment ShipmentDryIceDetail totalWeight - must be expressed in pound units (LB) for Domestic Express Shipments.
6658	DryIce weight value in package {PACKAGE_INDEX} exceeds maximum allowed for specified country.
6659	Package weight value in package {PACKAGE_INDEX} exceeds maximum allowed for specified country.
6660	Commodity weight value exceeds maximum allowed for specified country.
6661	Shipment TotalWeight value exceeds maximum allowed for specified country.
6662	ShipmentDryIceDetail - totalWeight value exceeds maximum allowed for specified country.
6663	RequestedShipment diaRecipient - Invalid streetLine 1.
6664	RequestedShipment diaRecipient - Invalid countyCode.
6665	RequestedShipment diaRecipient - Invalid State or Province Code
6668	RequestedShipment diaRecipient - Invalid Postal Code Format
6669	RequestedShipment diaRecipient - Postal Code not Served.
6670	RequestedShipment diaRecipient - Postal-State Mismatch.
6671	RequestedShipment diaRecipient - Postal-City Mismatch.
6672	RequestedShipment diaRecipient - Country not served.
6673	RequestedShipment diaRecipient - Country code is required and must not exceed the limit of 2 characters.
6674	RequestedShipment diaRecipient - Invalid postal code/routing code input.

Code	Message
6675	RequestedShipment diaRecipient - PO Box zip.
6676	RequestedShipment diaRecipient - Postal code or routing code is required.
6677	RequestedShipment diaRecipient - Postal/Routing code and country do not match.
6678	RequestedShipment diaRecipient - The length of the postal code exceeds the limit of 16 characters.
6679	RequestedShipment diaRecipient - The length of the state or province exceeds the limit of 3 characters
6680	RequestedShipment diaRecipient - Company Name OR Person Name is required.
6681	RequestedShipment diaRecipient - Phone Number is required.
6682	RequestedShipment diaRecipient - Phone Number is invalid.
6683	RequestedShipment ShippingChargesPayment Payor ResponsibleParty - Contact information is required.
6684	RequestedShipment ShippingChargesPayment Payor ResponsibleParty contact - companyName OR personName is required.
6685	RequestedShipment ShippingChargesPayment Payor ResponsibleParty contact - PhoneNumber is required.
6686	RequestedShipment ShippingChargesPayment Payor ResponsibleParty contact - PhoneNumber is invalid.
6687	RequestedShipment ShippingChargesPayment Payor ResponsibleParty - Address is required.
6688	RequestedShipment ShippingChargesPayment Payor ResponsibleParty - Invalid StreetLine 1.
6689	RequestedShipment ShippingChargesPayment Payor ResponsibleParty - Invalid city.
6690	RequestedShipment ShippingChargesPayment Payor ResponsibleParty - Invalid State or Province Code.
6691	RequestedShipment ShippingChargesPayment Payor ResponsibleParty - Unsupported country code.
6692	RequestedShipment ShippingChargesPayment Payor - ResponsibleParty is required.
6901	Completed Shipment Detail was null.
6902	Effective Shipment data was null.
6903	Ground Service Code not found.
6904	Origin Country code not found.
6905	Destination country code not found.
6906	No pickup on Saturday, Sunday or holiday.

Code	Message
6907	Could not determine Origin state.
6908	Could not determine the alcohol shipment customer reference.
6950	Sunday pickup is not allowed for the origin country. Defaulting to Monday.
6951	Invalid future date.
7000	Unable to obtain courtesy rates.
7001	Unable to obtain courtesy rates.
7002	Unable to obtain courtesy rates.
7003	Unable to obtain courtesy rates.
7004	Unable to Retrieve packages for Shipment Level Rating.
7005	Rate Service call Failed attempting to obtain shipment level rates.
7006	Unable to satisfy requested COD add transportation charges.
7007	Expected MPS Shipment, found only 1 piece.
7020	Invalid shipment level variable handling. Valid values for rate element basis and rate type basis are required.
7021	To obtain rates for this shipment please contact Freight customer service.
7022	Package {PACKAGE_INDED} - Invalid variable handling. Valid values for rate element basis and rate type basis are required.
7023	Invalid add freight to COD request detail: valid values for rate type basis, charge basis, and charge basis level are required.
7024	Variable handling currency {CURRENCY_TYPE_1} does not match the rate currency {CURRENCY_TYPE_2}; variable handling could not be calculated.
7025	Invalid variable handling amount.
7026	Multi-weight rate auto selected to fulfill COD transportation charge.
7027	Multi-weight rate unavailable, Account rate added to COD amount.
7028	Unable to determine whether an out of {PICKUP_OR_DELIVERY} area surcharge applies, because the specified {LOCATION_INFO} could not be confirmed.
7029	Additional out of pickup and/or delivery surcharges may apply on final invoice.
7030	Rate information will be provided on successful processing of the last piece of the multiple piece shipment.
7031	Additional rate type(s) not returned because the requested type(s) were invalid.

Code	Message
7032	VPackage level variable handling charges cannot be calculated for FedEx Express multi-piece shipments; only shipment level values be applied.
7033	Rates are not available for the account number provided.
7034	The requested {ORIGIN_OR_DESTINATION} country is not supported for estimated duties and taxes.
7035	Estimated duties and taxes are only valid for international requests.
7036	Estimated duties and taxes are not yet supported for FedEx Ground multiple piece shipments.
7037	Harmonized code is missing or invalid for commodity {COMMODITY_INDEX}; estimated duties and taxes were not returned.
7038	Additional measures are missing or invalid for commodity {COMMODITY_INDEX}; estimated duties and taxes were not returned.
7039	EdtRequestType is invalid; estimated duties and taxes were not returned.
7040	Country of manufacture is missing or invalid for commodity {COMMODITY_INDEX}; estimated duties and taxes were not returned.
7041	Estimated duties and taxes service is currently unavailable; your rate quote will not include estimated duties and taxes information for your commodities.
7042	The coupon code entered is invalid rating is not available.
7043	This bill-to account cannot be used to obtain a rate quote for the originating zip/postal code. Please select a different bill-to account.
7044	Guaranteed Date service was applied to this shipment at no extra charge.
7045	Value exceeds the maximum dollar amount {CURRENCY_AMOUNT} per {WEIGHT_UNITS}. Please contact Customer Service at {PHONE_NUMBER_1} (dialing from the U.S.) or {PHONE_NUMBER_2} (dialing from Mexico) for freight charges and excess coverage charge, if available.
7046	Freight shipment line item {FREIGHT_SHIPMENT_LINE_ITEM} - a valid class is required for rating.
7047	The sum of commodities customs value amounts do not the equal the total customs value amount; the greater customs value amount was used to rate.
7048	Total weight of this shipment is {WEIGHT_1} {WEIGHT_UNITS_1}. Maximum weight that can be rated is {WEIGHT_2} {WEIGHT_UNITS_2}. Please contact our Truckload Management Services Team at {PHONE_NUMBER}.
7049	Package {PACKAGE_INDEX} - Requested rate level basis not available; rate level basis {RATE_LEVEL_BASIS} was used to calculate adjusted COD instead.
7050	Package {PACKAGE_INDEX} - Requested rate level basis not available; rate level basis {RATE_LEVEL_BASIS} was used to calculate variable handling instead.
7051	Shipper or Recipient address does not match the account for the selected role type.
7052	Variable handling cannot be calculated for the selected service.
7053	COD transportation charges cannot be calculated for the selected service.
7054	The requested rate type basis is not available; {RATE_TYPE_BASIS} was added to COD instead.

Code	Message
7055	Invalid custom rating option.
7056	Invalid custom discount exclusion discount type.
7057	Custom rates were not returned because they were not compatible with the request.
7058	Package level variable handling charges cannot be calculated for FedEx Express non US domestic multi-piece shipments; only shipment level values will be applied.
7059	The requested rate type basis is not available; {RATE_TYPE_BASIS} was used to calculate variable handling instead.
7060	Package {PACKAGE_INDEX} - the requested rate level basis type is not available; rate type basis {RATE_TYPE_BASIS} was used to calculate variable handling instead.
7061	Package {PACKAGE_INDEX} - requested rate type basis is not available; rate type basis {RATE_TYPE_BASIS} was added to COD instead.
7062	Package {PACKAGE_INDEX} - Invalid variable handling charge detail. Both a rate element basis type and a rate type basis are required when a percent value is expected.
7063	Invalid shipment level variable handling charge detail. Both a rate element basis type and a rate type basis are required when a percent value is expected.
7064	Freight shipment line item {FREIGHT_SHIPMENT_LINE_ITEM} - total length or width of shipment exceeds the maximum allowed. Please contact our Truckload Management Services team at {PHONE_NUMBER}.
7065	Shipment special service type {SPECIAL_SERVICE_TYPE} is required for this shipment.
7066	Freight shipment line item {FREIGHT_SHIPMENT_LINE_ITEM} - shipment special service type {SPECIAL_SERVICE_TYPE} is required for this shipment.
7067	Shipment dimensions {DIMENSIONS_FIELD} exceeds the maximum allowed of {DIMENSION_VALUE} {DIMENSION_UNIT}.
7068	Total length or width of shipment exceeds the maximum allowed. Please contact our Truckload Management Services team at {PHONE_NUMBER}.
7069	Freight shipment line item {FREIGHT_SHIPMENT_LINE_ITEM} - Dimensions {DIMENSIONS_FIELD} exceeds maximum allowed.
7070	COD add transportation charge options cannot vary across packages.
7071	Freight shipment line item {FREIGHT_SHIPMENT_LINE_ITEM} - value exceeds the maximum dollar amount {CURRENCY_AMOUNT} per {WEIGHT_UNITS}.
7072	Requested rate level basis not available; rate level basis {RATE_LEVEL_BASIS} was used to calculate adjusted COD instead.
7073	Requested rate level basis not available; rate level basis {RATE_LEVEL_BASIS} was used to calculate variable handling instead.
7800	UN ID is invalid.
7801	Invalid dangerous goods commodity data.
7802	Package {PACKAGE_INDEX} – Invalid dangerous goods commodity data for commodity {COMMODITY_INDEX}.
7803	Package {PACKAGE_INDEX} – Invalid Technical name for commodity {COMMODITY_INDEX}.

Code	Message
7804	Package {PACKAGE_INDEX} – Invalid combinations of commodities.
7805	Invalid explosive classes.
7806	Package {PACKAGE_INDEX} – the hazard class is invalid for commodity {COMMODITY_INDEX}.
7807	Package {PACKAGE_INDEX} – UN ID is invalid for commodity {COMMODITY_INDEX}.
7808	Percentage is invalid for commodity {COMMODITY_INDEX} in container {CONTAINER_INDEX} in package {PACKAGE_INDEX}.
7809	For commodity {COMMODITY_INDEX} within container {CONTAINER_INDEX} within package {PACKAGE_INDEX} Hazardous Waste will not be accepted for carriage.
7810	Invalid Q-Value for dangerous goods container {CONTAINER_INDEX} within package {PACKAGE_INDEX}.
7811	For commodity {COMMODITY_INDEX} within container {CONTAINER_INDEX} within package {PACKAGE_INDEX} Proper shipping name does not match the selected UN ID.
7812	For package {PACKAGE_INDEX} when hazardous commodities are supplied the hazardous commodity option type must contain HAZARDOUS_MATERIALS.
7813	The UN ID in dangerous goods commodity {COMMODITY_INDEX} within container {CONTAINER_INDEX} within package {PACKAGE_INDEX} is not accepted for carriage.
7814	Authorization is required for dangerous goods commodity {COMMODITY_INDEX} within container {CONTAINER_INDEX} within package {PACKAGE_INDEX}.
7815	Hazard Class is required for dangerous goods commodity {COMMODITY_INDEX} within container {CONTAINER_INDEX} within package {PACKAGE_INDEX}
7816	Package {PACKAGE_INDEX} - Invalid dangerous goods accessibility for Reportable Quantities.
7817	Data in dangerous goods container {CONTAINER_INDEX} within package {PACKAGE_INDEX} is required.
7818	Container type is not specified for dangerous goods container {CONTAINER_INDEX} within package {PACKAGE_INDEX}.
7819	The dangerous goods commodity {COMMODITY_INDEX} within container {CONTAINER_INDEX} within package {PACKAGE_INDEX} is invalid.
7820	Commodity count exceeds allowed limit in dangerous goods container {CONTAINER_INDEX} within package {PACKAGE_INDEX}.
7821	Invalid quantity data for dangerous goods commodity {COMMODITY_INDEX} within container {CONTAINER_INDEX} within package {PACKAGE_INDEX}.
7822	Invalid packing group for dangerous goods commodity {COMMODITY_INDEX} within container {CONTAINER_INDEX} within package {PACKAGE_INDEX}.
7823	Invalid packing instruction for dangerous goods commodity {COMMODITY_INDEX} within container {CONTAINER_INDEX} within package {PACKAGE_INDEX}.
7824	Invalid UN ID for dangerous goods commodity {COMMODITY_INDEX} within container {CONTAINER_INDEX} within package {PACKAGE_INDEX}.
7825	FedEx does not ship the class of dangerous goods in dangerous goods commodity {COMMODITY_INDEX} within container {CONTAINER_INDEX} within package {PACKAGE_INDEX}.
7826	Package {PACKAGE_INDEX} - Hazardous Commodity option type not supported.

Code	Message
7827	Invalid packing type for dangerous goods container {CONTAINER_INDEX} in package {PACKAGE_INDEX}.
7828	The dangerous goods commodities in package {PACKAGE_INDEX} are not allowed to be shipped together.
7829	Radionuclide is not specified or is invalid for dangerous goods commodity {COMMODITY_INDEX} within container {CONTAINER_INDEX} within package {PACKAGE_INDEX}.
7830	Invalid activity for dangerous goods commodity {COMMODITY_INDEX} within container {CONTAINER_INDEX} within package {PACKAGE_INDEX}.
7831	Package {PACKAGE_INDEX} - Invalid dangerous goods transport index.
7832	Package {PACKAGE_INDEX} - Surface reading cannot exceed 200 mrem/h.
7833	Physical form is invalid for dangerous goods commodity {COMMODITY_INDEX} within container {CONTAINER_INDEX} within package {PACKAGE_INDEX}.
7834	Chemical form is invalid for dangerous goods commodity {COMMODITY_INDEX} within container {CONTAINER_INDEX} within package {PACKAGE_INDEX}.
7835	Critical safety index is invalid for dangerous goods commodity {COMMODITY_INDEX} within container {CONTAINER_INDEX} within package {PACKAGE_INDEX}.
7836	Radionuclide only allowed for Radioactive commodities for commodity {COMMODITY_INDEX} within container {CONTAINER_INDEX} within package {PACKAGE_INDEX}.
7837	Invalid proper shipping name for dangerous goods commodity {COMMODITY_INDEX} within container {CONTAINER_INDEX} within package {PACKAGE_INDEX}.
7838	Invalid packing type in dangerous goods container {CONTAINER_INDEX} within package {PACKAGE_INDEX}.
7839	Invalid radioactive container class in dangerous goods container {CONTAINER_INDEX} in package {PACKAGE_INDEX}
7840	Package {PACKAGE_INDEX} - Invalid radioactivity detail dimensions.
7841	Package {PACKAGE_INDEX} - Invalid number of dangerous goods commodities in container {CONTAINER_INDEX}.
7842	Package {PACKAGE_INDEX} - Radioactive Container Class is not required for commodity {COMMODITY_INDEX} within container {CONTAINER_INDEX}.
7965	In order to ship {UN_ID}, please set the {SUPPLEMENTAL_FIELD} to have a value of {REQUIRED_VALUE}. If you have any questions, please call your local FedEx customer service.
7966	In order to ship dangerous goods to this country, please set the {SUPPLEMENTAL_FIELD} to have a value of {REQUIRED_VALUE}. If you have any questions, please call your local FedEx customer service.
7967	Your shipment is not allowed because the dangerous goods commodities were previously uploaded under a different approval number. If you have any questions, please call your local FedEx customer service
7969	Tracking number {TRACKING_NUMBER} is not eligible for Automation shipping.
7970	The uploaded dangerous goods data is no longer valid for tracking number {TRACKING_NUMBER}. Please update the dangerous goods data and re-ship.
7971	Customer is not eligible to ship dangerous goods.

Code	Message
8001	Meter number is not registered.
8002	Meter number is not allowed to ship.
8003	Express account and Meter number not consistent.
8004	Ground shipper number/express account number not consistent.
8005	Ground shipper number not found for the meter.
8006	Meter number is NOT active.
8007	Invalid Meter number.
8008	Invalid Express account number.
8009	Invalid Ground shipper number.
8010	Invalid software type and/or version for this transaction.
8011	Product Version no longer supported or not defined.
8082	Credit cannot be removed. Settlement has already occurred.
8083	Credit removal information is not found.
8084	Invalid Settlement Type.
8086	This account has been identified to have shipped {VIOLATION_ON_FILE} to or from Alaska or Hawaii using {SERVICE_TYPE} which is not permitted. Please remove any {VIOLATION_ON_FILE} materials or markings from this shipment.
8087	This account has been identified to have previous {Violation on File Policy Value} violations on file. Shipping via {SERVICE_TYPE} from {ORIGIN_STATE_OR_PROVINCE_CODE} to {DESTINATION_STATE_OR_PROVINCE_CODE} has been disabled. To reinstate your {SERVICE_TYPE} shipping privileges from {ORIGIN_STATE_OR_PROVINCE_CODE} to {DESTINATION_STATE_OR_PROVINCE_CODE}, please contact the FedEx Dangerous Goods/Hazardous Materials Hotline.
8088	Package {PACKAGE_INDEX} – {HAZARDOUS_COMMODITY_OPTION_TYPE} shipments with the selected origin and destination pair are not permitted using {SERVICE_TYPE}. Please consider using FedEx Express dangerous goods service for this type shipment.
8089	Package {PACKAGE_INDEX} – {HAZARDOUS_COMMODITY_OPTION_TYPE} shipments with the selected origin and destination pair are not permitted using {SERVICE_TYPE}.
8138	Account not found.
8139	Invalid customer account number.
8140	Invalid customer field requested.
8141	Ground account data unavailable.

Code	Message
8142	Invalid data in the Billing Address for account {ACCOUNT_NUMBER_TYPE}.
8143	The Billing Address for {ACCOUNT_NUMBER_TYPE} account does not match address on record.
8144	Account not authorized for payment type.
8145	Account is not SmartPost returns enabled.
8146	Pickup origin postal code not served. Please contact FedEx Customer Service.
8147	Unable to delete record from database.
8148	Failed to insert record into database.
8149	Unable to retrieve record from database.
8150	Duplicate or missing tracking number.
8151	Invalid Piece Description.
8152	Invalid Reference.
8153	Invalid Purchase Order.
8154	Barcode Label: Maximum size constraint violated.
8155	Other Label: Maximum size constraint violated.
8156	Ground Reference Invoice Nbr: Maximum size constraint violated.
8157	Invalid RMA Number.
8158	Sunday delivery is only available with Priority Overnight service.
8159	Shipment Delete was requested for a tracking number already in a deleted state.
8160	Invalid ground account number.
8161	Invalid Tracking Number.
8162	Ground account mismatch.
8163	Invalid tracking number.
8164	Invalid Smart Post Mailer ID.
8165	Invalid Smart Post Pickup Carrier.
8200	Special service is invalid.

Code	Message
8201	Service is invalid.
8202	Address object for the origin cannot be null.
8203	Special service conflict. {SPECIAL_SERVICE_TYPE_1} is not valid with {SPECIAL_SERVICE_TYPE_2}.
8204	Freight shipment line item {FREIGHT_SHIPMENT_LINE_ITEM} - liability coverage type is required when a coverage amount is specified.
8205	The secondary barcode type provided is ignored.
8206	An invalid destination country was entered.
8207	An invalid destination zip/postal code was entered.
8208	An invalid origin country was entered.
8209	An invalid origin zip/postal code was entered.
8210	An invalid weight was entered.
8211	The requested Freight Guaranteed date is not available.
8212	Cannot ship from this origin zip/postal code to this destination zip/postal code.
8213	COD amount is not within the limits for this collection type.
8214	COD collection amount is required and cannot be null.
8215	COD collection currency type is required and cannot be null.
8216	COD collection type is required and cannot be null.
8217	CodDetail object cannot be null.
8218	Currency type for Insured Value is required.
8219	Customer not eligible for International DirectDistribution Freight.
8220	Customer not eligible for International Economy Distribution.
8221	Customer not eligible for International Priority Distribution.
8222	Customer not eligible for Priority Alert.
8223	Customer not eligible for Third Party Consignee.
8224	Dangerous goods accessibility type is invalid.
8225	Dangerous goods accessibility type is required and cannot be null.

Code	Message
8226	Destination Country Not Served.
8227	Destination P.O. Box Zip.
8228	Destination Postal Code Not Served.
8229	Destination postal code/routing code and country do not match.
8230	Destination Postal Not Found.
8231	Destination Postal-City Mismatch.
8232	Destination Postal-Country Mismatch.
8233	Destination Postal-State Mismatch.
8234	Dim unit of measure must be the same for all packages.
8235	Package {PACKAGE_INDEX} - Dimensions exceed height limit allowed.
8236	Your shipment is not allowed because of {SPECIAL_SERVICE_TYPE} violations that limit your shipping options. If you have any questions, please call your local FedEx customer service.
8237	Dimensions exceed length limit allowed.
8238	Package {PACKAGE_INDEX} - Dry Ice weight (in kilograms) is required with Dry Ice special service.
8239	Dry ice weight is required and cannot be null.
8240	Dry Ice weight over limit of 2.5 Kg for destination.
8241	Envelope weight over limit. Upgrade Packaging.
8242	Package {PACKAGE_INDEX} - Home Delivery premium type is invalid.
8243	Home Delivery premium type is required and cannot be null.
8244	HomeDeliveryPremiumDetail object cannot be null.
8245	Inside Delivery is not allowed.
8246	Inside Pickup is not allowed.
8247	Insured Value exceeds limit allowed.
8248	Invalid currency type for validation. Only CAD is allowed.
8249	Invalid currency type for validation. Only USD is allowed.
8250	Invalid destination postal code/routing code input.

Code	Message
8251	Invalid Destination Postal Format.
8252	Invalid dimensions have been entered
8253	Drop off type is not allowed.
8254	Invalid drop off type.
8255	Your account has {SPECIAL_SERVICE_TYPE} violations. Your account could be disabled for this service if any further violations occur. If you have any questions, please call your local FedEx customer service.
8256	Invalid origin postal code/routing code input.
8257	Invalid Origin Postal Format.
8258	Your shipment is not allowed because of dangerous goods, hazardous materials or dry ice violations that limit your shipping options. If you have any questions, please call your local FedEx customer service.
8259	Package {PACKAGE_INDEX} – {HAZARDOUS_COMMODITY_OPTION_TYPE} is not supported.
8260	Your shipment is not allowed because of a violation that limits your shipping options. If you have any questions, please call your local FedEx customer service.
8261	Dry Ice weight (in kilograms) is required with Dry Ice special service.
8262	{SPECIAL_SERVICE_TYPE} is not allowed for the origin/destination pair.
8263	Only IN and CM are valid values for LinearUnits.
8264	Only LB and KG are valid values for WeightUnits.
8265	Origin Country Not Served.
8266	Origin Location-Postal Mismatch.
8267	Origin P.O. Box Zip.
8268	Origin Postal Code Not Served.
8269	Freight shipment line item {FREIGHT_SHIPMENT_LINE_ITEM} - the class {CLASS_1} provided does not match the class derived {CLASS_2} from the nmfcCode {NMFC_CODE} provided.
8270	Freight shipment line item {FREIGHT_SHIPMENT_LINE_ITEM} - Either Volume or dimensions are required.
8271	Dimension unit of measure must be the same for all freight shipment line items.
8272	Package is too large.
8273	Packaging is invalid.

Code	Message
8274	Please select a valid Date Certain delivery date : {DATE_1}; {DATE_2}; {DATE_3}; {DATE_4}; {DATE_5}; {DATE_6}; {DATE_7}; {DATE_8}; {DATE_9}; {DATE_10}; {DATE_11}.
8275	Return type is invalid.
8276	Return type is required and cannot be null.
8277	Saturday Pickup is not allowed.
8278	ServiceAvailabilityAndValidationRequest object cannot be null.
8279	Package {PACKAGE_INDEX} - Signature option type is invalid.
8280	Signature option type is required and cannot be null.
8281	SignatureOptionDetail object cannot be null.
8282	Special service conflict.
8283	The date for Home Delivery Date Certain is required. Format is CCYY-MM-DD.
8284	The date is required. Format is CCYY-MM-DD.
8285	The destination country is required and must not exceed the limit of 2 characters.
8286	The destination postal code or routing code is required.
8287	The drop off type is required and cannot be null or empty.
8288	The length of the destination postal code exceeds the limit of 16 characters.
8289	The length of the destination state or province exceeds the limit of 3 characters.
8290	The length of the origin postal code exceeds the limit of 16 characters.
8291	The length of the origin state or province exceeds the limit of 3 characters.
8292	The origin country is required and must not exceed the limit of 2 characters.
8293	The origin postal code or routing code is required.
8294	The packaging is required and cannot be null or empty.
8295	The service is required and cannot be null or empty.
8296	Total packages cannot exceed 1 for FedEx 10Kg/25Kg Box.
8297	Total packages cannot exceed 1 for FedEx Envelope.
8298	Total packages cannot exceed 1 for FedEx Pak.

Code	Message
8299	Total packages cannot exceed 25 for FedEx Express Tag.
8300	Package {PACKAGE_INDEX} - Weight below minimum requirement.
8301	Weight exceeds limit allowed. {PACKAGE_INDEX}.
8302	Weight object cannot be null.
8303	Weight unit of measure must be the same for all packages.
8304	COD collection type is invalid.
8305	Currency type must be the same for all packages.
8306	The barcode is required and must not exceed the limit of 34 characters
8307	{SPECIAL_SERVICE_TYPE} is restricted in combination with the Freight Guarantee Type entered.
8308	The Freight Guarantee Type is not allowed for the origin/destination pair.
8309	{SPECIAL_SERVICE_TYPE} is not allowed with the service selected.
8310	Freight shipment line item {FREIGHT_SHIPMENT_LINE_ITEM} - Calculated dim volume does not match dim volume received.
8311	Freight shipment line item {FREIGHT_SHIPMENT_LINE_ITEM} - Dimension unit of measure is invalid or missing.
8312	Freight shipment line item {FREIGHT_SHIPMENT_LINE_ITEM} - liability coverage amount is missing or invalid.
8313	This method is not yet available.
8314	Location-Country Mismatch.
8315	Hold at Location Not Allowed.
8316	Saturday Delivery is not allowed with Service, Special Service or Pickup Day.
8317	Accessible Dangerous Goods is not allowed.
8318	First Overnight is only allowed to A1 service areas.
8319	Origin not allowed for FedEx Europe First.
8320	Destination not allowed for FedEx Europe First.
8321	Inaccessible Dangerous Goods is not allowed.
8322	Dry Ice is not allowed.
8323	International Controlled Export Service is not allowed.

Code	Message
8324	Airbill not allowed.
8325	RouteShipmentRequest object cannot be null.
8326	The form ID is required and must not exceed the limit of 4 characters.
8327	The maximum special services allowed is 14.
8328	The tracking number is required and must not exceed the limit of 12 characters.
8329	TrackingId object cannot be null.
8330	RouteShipmentPackageDetail cannot be null.
8331	Residential Pickup/Delivery is not allowed.
8332	Transit information is not available.
8333	Either airbillScan or formId must be provided.
8334	An invalid date was entered. The date cannot be more than one year before or after the current date.
8335	Packaging is not allowed.
8336	Service type not valid with commitment.
8337	Residential Delivery is not allowed.
8338	The Signature option cannot be different across packages.
8339	Special service {SPECIAL_SERVICE_TYPE} is invalid.
8340	Package {PACKAGE_INDEX} - Special service {SPECIAL_SERVICE_TYPE} is invalid.
8341	Package {PACKAGE_INDEX} - Shipment level special service cannot be entered at the package level.
8342	Package level Special Service cannot be entered at the shipment level.
8343	Package {PACKAGE_INDEX} - Appointment Delivery is not allowed with the service selected.
8344	Appointment Delivery is not allowed.
8345	Package {PACKAGE_INDEX} - Broker Select Option is not allowed with the service selected.
8346	Broker Select Option is not allowed.
8347	Package {PACKAGE_INDEX} - COD is not allowed with the service selected.
8348	Package {PACKAGE_INDEX} - COD is not allowed for the origin/destination pair.

Code	Message
8349	COD is not allowed with the service selected.
8350	COD is not allowed for the origin/destination pair.
8351	COD Remittance is not allowed with the service selected.
8352	Cut Flowers is not allowed with the service selected.
8353	Cut Flowers is not allowed.
8354	Package {PACKAGE_INDEX} - Dangerous Goods is not allowed with the service selected.
8355	Package {PACKAGE_INDEX} - Dangerous Goods is not allowed for the origin/destination pair.
8356	Dangerous Goods is not allowed with the service selected.
8357	Dangerous Goods is not allowed for the origin/destination pair.
8358	Accessible Dangerous Goods is not allowed with the service selected.
8359	Inaccessible Dangerous Goods is not allowed.
8360	Inaccessible Dangerous Goods is not allowed with the service selected.
8361	Package {PACKAGE_INDEX} - Dry Ice is not allowed with the service selected.
8362	Dry Ice is not allowed with the service selected.
8363	Hold At Location is not allowed with the service selected.
8364	Hold At Location is not allowed for the origin/destination pair..
8365	Package {PACKAGE_INDEX} - Group package count must be at least a value of 1.
8366	Hold At Location with Saturday Delivery is not allowed.
8367	Package {PACKAGE_INDEX} - Home Delivery Premium Appointment is not allowed with the service selected.
8368	Package {PACKAGE_INDEX} - Home Delivery Premium Appointment is not allowed for the origin/destination pair.
8369	Home Delivery Premium Appointment is not allowed with the service selected.
8370	Home Delivery Premium Appointment is not allowed for the origin/destination pair.
8371	Package {PACKAGE_INDEX} - Home Delivery Premium Date Certain is not allowed with the service selected.
8372	Package {PACKAGE_INDEX} - Home Delivery Premium Date Certain is not allowed for the origin/destination pair.
8373	Home Delivery Premium Date Certain is not allowed with the service selected.

Code	Message
8374	Home Delivery Premium Date Certain is not allowed for the origin/destination pair.
8375	Package {PACKAGE_INDEX} - Home Delivery Premium Evening is not allowed with the service selected.
8376	Package {PACKAGE_INDEX} - Home Delivery Premium Evening is not allowed for the origin/destination pair.
8377	Home Delivery Premium Evening is not allowed with the service selected.
8378	Home Delivery Premium Evening is not allowed for the origin/destination pair.
8379	Package {PACKAGE_INDEX} - Home Delivery Premium is not allowed with the service selected.
8380	Inside Delivery is not allowed with the service selected.
8381	Inside Pickup is not allowed with the service selected.
8382	Intl Controlled Export Service is not allowed with the service selected.
8383	Intl Controlled Export Service is not allowed.
8384	Intl Mail Service is not allowed with the service selected.
8385	Intl Mail Service is not allowed.
8386	Package {PACKAGE_INDEX} - Non Standard Container is not allowed with the service selected.
8387	Package {PACKAGE_INDEX} - Non Standard Container is not allowed for the origin/destination pair.
8388	Non Standard Container not allowed with the service selected.
8389	Non Standard Container is not allowed for the origin/destination pair.
8390	Package {PACKAGE_INDEX} - Piece Count Verification is not allowed with the service selected.
8391	Piece Count Verification is not allowed.
8392	Priority Alert is not allowed with the service selected.
8393	Customer not eligible for Alcohol special service
8394	Return Shipment FedEx Tag not allowed for the origin/destination pair.
8395	Return Shipment Voice Call Tag not allowed with the service selected.
8396	Return Shipment Voice Call Tag not allowed for the origin/destination pair.
8397	Return Shipment Printed Label not allowed with the service selected.
8398	Return Shipment Printed Label not allowed for the origin/destination pair.

Code	Message
8399	Return Shipment Email Label not allowed with the service selected.
8400	Return Shipment Email Label not allowed for the origin/destination pair.
8401	Return Shipment FedEx Tag not allowed with the service selected.
8402	Return Shipment not allowed with the service selected.
8403	Saturday Delivery is not allowed with the service selected.
8404	Saturday Delivery is not allowed.
8405	Saturday Pickup is not allowed with the service selected.
8406	Package {PACKAGE_INDEX} - Adult Signature is not allowed with the service selected.
8407	Package {PACKAGE_INDEX} - Adult Signature is not allowed for the origin/destination pair.
8408	Adult Signature is not allowed with the service selected.
8409	Adult Signature is not allowed for the origin/destination pair.
8410	Adult Signature is not allowed.
8411	Package {PACKAGE_INDEX} - Direct Signature is not allowed with the service selected.
8412	Package {PACKAGE_INDEX} - Direct Signature is not allowed for the origin/destination pair.
8413	Direct Signature is not allowed with the service selected.
8414	Direct Signature is not allowed for the origin/destination pair.
8415	Direct Signature is not allowed.
8416	Package {PACKAGE_INDEX} - Indirect Signature is not allowed with the service selected.
8417	Package {PACKAGE_INDEX} - Indirect Signature is not allowed for the origin/destination pair.
8418	Indirect Signature is not allowed with the service selected.
8419	Indirect Signature is not allowed for the origin/destination pair.
8420	Indirect Signature is not allowed.
8421	Third Party Consignee is not allowed with the service selected.
8422	Special service conflict. COD is not valid with COD_REMITTANCE, PRINT_RETURN_LABEL, EMAIL_LABEL, or FEDEX_TAG.
8423	Special service conflict. COD_REMITTANCE is not valid with PRINT_RETURN_LABEL, EMAIL_LABEL or FEDEX_TAG.

Code	Message
8424	Special service conflict. PRIORITY_ALERT is not valid with COD, COD_REMITTANCE, PRINT_RETURN_LABEL, EMAIL_LABEL or FEDEX_TAG.
8425	Special service conflict. HOLD_AT_LOCATION is not valid with SATURDAY_DELIVERY or RESIDENTIAL_DELIVERY.
8426	Package {PACKAGE_INDEX} - Special service conflict. DIRECT Signature Option type is not valid with COD.
8427	Package {PACKAGE_INDEX} - Special service conflict. INDIRECT Signature Option type is not valid with COD or DANGEROUS_GOODS.
8428	Package {PACKAGE_INDEX} - Special service conflict. Return Shipment FedEx Tag is not valid with ADULT, DIRECT, or INDIRECT Signature Option types nor APPOINTMENT, DATE_CERTAIN, or EVENING Home Delivery Option types.
8429	Package {PACKAGE_INDEX} - Special service conflict. Return Shipment Voice Call Tag is not valid with ADULT, DIRECT, or INDIRECT Signature Option Types nor APPOINTMENT, DATE_CERTAIN, or EVENING Home Delivery Option types.
8430	Special service conflict. DIRECT Signature Option type is not valid with COD.
8431	Special service conflict. INDIRECT Signature Option type is not valid with COD or DANGEROUS_GOODS.
8432	Special service conflict. Return shipment FedEx Tag is not valid with ADULT, DIRECT, or INDIRECT Signature Option types nor APPOINTMENT, DATE_CERTAIN, or EVENING Home Delivery Option types.
8433	Special service conflict. Return Shipment Voice Call Tag is not valid with ADULT, DIRECT, or INDIRECT Signature Option Types nor APPOINTMENT, DATE_CERTAIN, or EVENING Home Delivery Option types.
8434	Package {PACKAGE_INDEX} - An invalid weight was entered.
8435	Package {PACKAGE_INDEX} - COD amount is not within the limits for this collection type.
8436	Package {PACKAGE_INDEX} - COD collection amount is required and cannot be null.
8437	Package {PACKAGE_INDEX} - COD collection currency type is required and cannot be null.
8438	Package {PACKAGE_INDEX} - COD collection type is invalid.
8439	Package {PACKAGE_INDEX} - COD collection type is required and cannot be null.
8440	Package {PACKAGE_INDEX} - Dimensions exceed length and girth limit allowed.
8441	Package {PACKAGE_INDEX} - Dimensions exceed length limit allowed.
8442	Package {PACKAGE_INDEX} - Dry Ice weight over limit of 2.5 Kg for destination.
8443	Package {PACKAGE_INDEX} - Insured Value exceeds limit allowed.
8444	Package {PACKAGE_INDEX} - Invalid dimensions have been entered.
8445	Package {PACKAGE_INDEX} - Max Insured Value = \$1,000.

Code	Message
8446	Package {PACKAGE_INDEX} - Max Insured Value = \$50,000.
8447	Package {PACKAGE_INDEX} - Please select a valid Date Certain delivery date: {DATE_1}; {DATE_2}; {DATE_3}; {DATE_4}; {DATE_5}; {DATE_6}; {DATE_7}; {DATE_8}; {DATE_9}; {DATE_10}; {DATE_11}.
8448	Package {PACKAGE_INDEX} - Weight exceeds limit allowed.
8449	Package {PACKAGE_INDEX} - COD cannot be entered at the package level for the selected service.
8451	Broker Select Option cannot be entered at the shipment level for the selected service.
8452	COD cannot be entered at the shipment level for the selected service.
8453	Dangerous Goods cannot be entered at the shipment level for the selected service.
8454	Package {PACKAGE_INDEX} - Broker Select Option cannot be entered at the package level for the selected service.
8455	Package {PACKAGE_INDEX} - Dangerous Goods cannot be entered at the package level for the selected service.
8456	Transborder Distribution is not allowed with the service selected.
8457	Package {PACKAGE_INDEX} - Dry Ice weight (in kilograms) is required with Dry Ice special service.
8458	Special service conflict. HOLD_AT_LOCATION with SATURDAY_DELIVERY is not valid with RESIDENTIAL_DELIVERY.
8459	Package {PACKAGE_INDEX} - Accessible Dangerous Goods is not allowed with the service selected.
8460	Special service conflict. SATURDAY_DELIVERY is not valid with HOLD_AT_LOCATION.
8461	Package {PACKAGE_INDEX} - Inaccessible Dangerous Goods is not allowed with the service selected.
8462	Package {PACKAGE_INDEX} - Accessible Dangerous Goods is not allowed.
8463	Package {PACKAGE_INDEX} - ADULT Signature Option type is not allowed.
8464	Package {PACKAGE_INDEX} - APPOINTMENT_DELIVERY is not allowed.
8465	Broker Select Option is not allowed for the origin and destination pair.
8466	Package {PACKAGE_INDEX} - CUT_FLOWERS is not allowed.
8467	Package {PACKAGE_INDEX} - DIRECT Signature option is not allowed.
8468	Package {PACKAGE_INDEX} - DRY_ICE is not allowed.
8469	Package {PACKAGE_INDEX} - HOLD_AT_LOCATION is not allowed.
8470	Package {PACKAGE_INDEX} - HOLD_AT_LOCATION with SATURDAY_DELIVERY is not allowed.

Code	Message
8471	Package {PACKAGE_INDEX} - Inaccessible Dangerous Goods is not allowed.
8472	Package {PACKAGE_INDEX} - INDIRECT Signature Option type is not allowed.
8473	Package {PACKAGE_INDEX} - INTERNATIONAL_CONTROLLED_EXPORT_SERVICE is not allowed.
8474	Package {PACKAGE_INDEX} - INTERNATIONAL_MAIL_SERVICE is not allowed.
8475	Package {PACKAGE_INDEX} - PIECE_COUNT_VERIFICATION is not allowed.
8476	Package {PACKAGE_INDEX} - SATURDAY_DELIVERY is not allowed.
8477	Package {PACKAGE_INDEX} - Special service conflict.
8478	Third Party Consignee is not allowed.
8479	Package {PACKAGE_INDEX} - Third Party Consignee is not allowed.
8480	FedEx Ground and FedEx Home Delivery shipments may require one additional day in transit to your destination zip code.
8481	FedEx Home Delivery Saturday service is not available to destination zip code.
8482	Money Back Guarantee is not eligible for this pick up/delivery postal/zip code.
8483	FedEx Home Delivery premium services are not available to this destination.
8484	Dry Ice package count is required.
8485	Appointment Delivery is not allowed with the service selected.
8486	Home Delivery Premium is not allowed with the service selected.
8487	Piece Count Verification is not allowed with the service selected.
8488	Package {PACKAGE_INDEX} - COD Remittance is not allowed with the service selected.
8489	Package {PACKAGE_INDEX} - Cut Flowers is not allowed with the service selected.
8490	Package {PACKAGE_INDEX} - Hold At Location is not allowed with the service selected.
8491	Package {PACKAGE_INDEX} - Hold Saturday is not allowed with the service selected.
8492	Package {PACKAGE_INDEX} - Inside Delivery is not allowed.
8493	Package {PACKAGE_INDEX} - Inside Delivery is not allowed with the service selected.
8494	Package {PACKAGE_INDEX} - Inside Pickup is not allowed.
8495	Package {PACKAGE_INDEX} - Inside Pickup is not allowed with the service selected.

Code	Message
8496	Package {PACKAGE_INDEX} - Intl Controlled Export Service is not allowed with the service selected.
8497	Package {PACKAGE_INDEX} - Intl Mail Service is not allowed with the service selected.
8498	Package {PACKAGE_INDEX} - Priority Alert is not allowed with the service selected.
8499	Package {PACKAGE_INDEX} - Saturday Delivery is not allowed with the service selected.
8500	Password: min size violated.
8501	Password: max size violated.
8502	Password: null value.
8503	Password: invalid data.
8504	Expiration Date: exceeds max number of days.
8505	Expiration Date: null value.
8506	Expiration Date: invalid data.
8507	Expiration Date: invalid date format.
8508	Exceeded expiration date.
8509	Expiration date is expired: Reprint not allowed.
8510	Unable to cancel, because label has been generated.
8511	Tracking number already canceled.
8512	Label has expired.
8513	Expiration date must be >= today.
8514	Expiration date must be >= today and < 30 days in future.
8515	Tracking number provided is not in the database.
8516	Unable to connect to E-mail label server.
8517	Tracking number required.
8518	Invalid return shipper e-mail ID.
8519	Tracking number required for cancel.
8520	Invalid item description.

Code	Message
8521	Invalid Merchant Contact Phone.
8522	Number of packages exceeds maximum.
8523	Number of packages must be greater than 0.
8524	Invalid Shipper E-mail address.
8525	Invalid Recipient E-mail address.
8526	Pending type is missing or invalid.
8527	Invalid recipient phone extension.
8528	Delivery instructions length is invalid.
8529	Invalid shipper phone extension.
8530	Shipper address line exceeds maximum number of characters.
8531	Recipient address line exceeds maximum number of characters.
8532	Invalid ready date time for commercial pickup.
8533	Pickup Date is not a working day.
8534	Dispatch not available to this address.
8600	Package {PACKAGE_INDEX} - Saturday Pickup is not allowed.
8601	Package {PACKAGE_INDEX} - Saturday Pickup is not allowed with the service selected.
8602	Package {PACKAGE_INDEX} - Third Party Consignee is not allowed with the service selected.
8603	Package {PACKAGE_INDEX} - Transborder Distribution is not allowed with the service selected.
8604	Package {PACKAGE_INDEX} - Package is too large.
8605	Broker Select Option is not allowed with the service selected.
8606	Special service conflict. INSIDE_DELIVERY is not valid with HOLD_AT_LOCATION.
8607	Special service conflict. INSIDE_DELIVERY is not valid with HOLD_AT_LOCATION with SATURDAY_DELIVERY.
8608	Package {PACKAGE_INDEX} - Insured Value exceeds limit allowed.
8609	Package {PACKAGE_INDEX} - Envelope weight over limit. Upgrade Packaging.
8610	Invalid drop off type for service selected.

Code	Message
8611	Shipment special service entered at package level.
8612	Invalid currency type for validation. Only USD or CAD is allowed.
8613	Dangerous Goods must be entered on all packages.
8614	The Dangerous Goods type cannot be different across packages.
8615	Signature Option must be entered on all packages. {PACKAGE_INDEX}
8616	Dry Ice cannot be entered at the shipment level.
8617	BasicCommitmentRequest object cannot be null.
8618	Package {PACKAGE_INDEX} - Dimensions exceed height limit allowed for the destination.
8619	Package {PACKAGE_INDEX} - Dimensions exceed height limit allowed for the origin.
8620	Package {PACKAGE_INDEX} - Dimensions exceed length and girth limit allowed for the destination.
8621	Package {PACKAGE_INDEX} - Dimensions exceed length limit allowed for the destination.
8622	Package {PACKAGE_INDEX} - Weight exceeds limit allowed for the destination.
8623	Service {SERVICE_TYPE} is invalid.
8624	East Coast Special is not allowed.
8625	East Coast Special is not allowed with the service selected.
8626	Package {PACKAGE_INDEX} - East Coast Special cannot be entered at the package level.
8627	Package {PACKAGE_INDEX} - East Coast Special is not allowed.
8628	Package {PACKAGE_INDEX} - East Coast Special is not allowed with the service selected.
8629	The origin does not allow pickup for Express or Freight services.
8630	The origin is not served for Express or Freight services.
8631	Invalid currency type. Only {CURRENCY_TYPE} is allowed.
8632	Package {PACKAGE_INDEX} - Pending Complete cannot be entered at the package level.
8633	Package {PACKAGE_INDEX} - Pending Shipment cannot be entered at the package level.
8634	Pending shipment type is invalid.
8635	Service option type {SERVICE_OPTION_TYPE} is invalid.

Code	Message
8636	Exhibition is not allowed.
8637	Extreme Length is not allowed.
8638	Flatbed Trailer is not allowed.
8639	Freight Guarantee is not allowed.
8640	Liftgate Delivery is not allowed.
8641	Liftgate Pickup is not allowed.
8642	Limited Access Delivery is not allowed.
8643	Limited Access Pickup is not allowed.
8644	Pre Delivery Notification is not allowed.
8645	Protection From Freezing is not allowed.
8646	Regional Mall Delivery is not allowed.
8647	Regional Mall Pickup is not allowed.
8648	Package {PACKAGE_INDEX} - Exhibition cannot be entered at the package level.
8649	Package {PACKAGE_INDEX} - Extreme Length cannot be entered at the package level.
8650	Package {PACKAGE_INDEX} - Flatbed Trailer cannot be entered at the package level.
8651	Package {PACKAGE_INDEX} - Freight Guarantee cannot be entered at the package level.
8652	Package {PACKAGE_INDEX} - Liftgate Delivery cannot be entered at the package level.
8653	Package {PACKAGE_INDEX} - Liftgate Pickup cannot be entered at the package level.
8654	Package {PACKAGE_INDEX} - Limited Access Delivery cannot be entered at the package level.
8655	Package {PACKAGE_INDEX} - Limited Access Pickup cannot be entered at the package level.
8656	Package {PACKAGE_INDEX} - Pre Delivery Notification cannot be entered at the package level.
8657	Package {PACKAGE_INDEX} - Protection From Freezing cannot be entered at the package level.
8658	Package {PACKAGE_INDEX} - Regional Mall Delivery cannot be entered at the package level.
8659	Package {PACKAGE_INDEX} - Regional Mall Pickup cannot be entered at the package level.
8660	Dimensions exceed height limit allowed.

Code	Message
8661	Dimensions exceed length limit allowed.
8662	Weight exceeds limit allowed.
8663	Destination city is invalid.
8664	Origin city is invalid.
8665	Insured Value cannot be a negative value.
8666	Dangerous goods accessibility type is invalid.
8667	Dangerous goods accessibility type is required .
8668	Invalid Smart Post Detail.
8669	Invalid Smart Post Indicia.
8670	Invalid Smart Post Hub Id.
8671	Invalid Smart Post Ancillary Endorsement
8672	Insured value cannot be provided for Smart Post shipment.
8673	Account not eligible for Smart Post service.
8674	Invalid Ancillary Endorsement Type for PRESORTED_STANDARD Smart Post Shipment.
8675	Electronic Trade Documents are not allowed with the service selected.
8676	Electronic Trade Documents cannot be requested on a package level.
8677	Your request is not compatible with the ASTRA bar code.
8678	Hazardous material shipping is not enabled for your account. Please call 1.800.GoFedEx 1.800.463.3339 and press "81" for the FedEx Dangerous Goods/Hazardous Materials Hotline for assistance.
8679	Package {PACKAGE_INDEX} – Dangerous goods hazardous commodity option type is not allowed for the origin/destination pair.
8680	Dangerous goods hazardous commodity option type is not allowed for the origin/destination pair.
8681	Hazardous Materials Dangerous Goods is not allowed with the service selected.
8682	Package {PACKAGE_INDEX} – Special service conflict. Hazardous Materials Dangerous Goods is not valid with ORM-D/Limited Quantity or Small Quantity Exception Dangerous Goods.
8683	Special service conflict. Hazardous Materials Dangerous Goods is not valid with ORM-D/Limited Quantity or Small Quantity Exception Dangerous Goods.
8684	Package {PACKAGE_INDEX} – Special service conflict. ORM-D/Limited Quantity Dangerous Goods is not valid with Small Quantity Exception Dangerous Goods.

Code	Message
8685	Special service conflict. ORM-D/Limited Quantity Dangerous Goods is not valid with Small Quantity Exception Dangerous Goods.
8686	Special service conflict. Dangerous Goods hazardous commodity option type is not valid with Return Shipment.
8687	Package {PACKAGE_INDEX} – Special service conflict. Dangerous Goods hazardous commodity option type is not valid with Return Shipment.
8688	HOLD_AT_LOCATION conflicts with special services COD, DRY_ICE, DANGEROUS_GOODS, or SUNDAY_DELIVERY.
8689	Package {PACKAGE_INDEX} - HOLD_AT_LOCATION conflicts with special services COD, DRY_ICE, DANGEROUS_GOODS, or SUNDAY_DELIVERY.
8690	RETURN_SHIPMENT is required for the indicia PARCEL_RETURN.
8691	Invalid or missing RequestedConsolidation.
8692	Invalid consolidation type.
8693	The consolidation type is not supported.
8695	Invalid clearance facility location.
8696	Invalid Importer of Record country.
8697	Importer of Record is invalid with the Shipper country.
8698	Recipient country is not supported by the clearance facility.
8699	Service type must match the consolidation type.
8700	PrintedLabelOrigin country is not supported by the clearance facility location.
8701	Hold At Location is not allowed with Residential Delivery.
8702	Account number is not valid for the role selected.
8703	Freight account cannot be used for the origin address.
8704	Invalid origin state code.
8705	Invalid destination state code.
8706	COD Collection currency type is not allowed.
8707	Dimensions are required.
8708	Alternate billing account number contains invalid third-party reference.
8900	Document {DOC_INDEX} failed virus check.
8901	Document {DOC_INDEX} content is missing.

Code	Message
8902	Document {DOC_INDEX} file name is missing.
8903	Document format not supported.
8904	Document ID is invalid.
8905	Invalid document type for document {DOC_INDEX}.
8906	The origin country or service type does not allow all labels to be uploaded.
8907	Document type is not allowed.
8908	ETD not allowed for origin or destination.
8909	Tracking number already exists in system.
8910	Future day shipping not allowed with ETD.
8911	Document {DOC_INDEX} file name is invalid.
8912	Customer reference exceeds max characters in document {DOC_INDEX}.

Open Ship Service Error Messages

Table 267. Open Ship Service Error Messages

Code	Message
2079	Shipment Special Service PHARMACY_DELIVERY cannot be modified.
2080	Child piece cannot have Shipment level special service PHARMACY_DELIVERY.

Appendix P: Countries Accepting Electronic Trade Documents

This table lists the countries where you can ship with FedEx® Electronic Trade Documents (ETD). For the latest information on which countries accept FedEx Electronic Trade Documents, go to <http://fedex.com/international/etd> and click on "See Available Countries" at the left.

Table 268. Countries Accepting Electronic Trade Documents

Country	Country Code	Accepts ETD for Inbound Shipments	Accepts ETD for Outbound Shipments
Afghanistan	AF	Yes	Yes
Albania	AL	Yes	No
Aruba	AW	No	Yes
Australia	AU	Yes	Yes
Austria	AT	Yes	Yes
Bahamas	BS	No	Yes
Bahrain	BH	Yes	Yes
Barbados	BB	Yes	Yes
Bangladesh	BD	No	Yes
Belgium	BE	Yes	Yes
Bermuda	BM	Yes	Yes
British Virgin Islands	VG	No	Yes

Country	Country Code	Accepts ETD for Inbound Shipments	Accepts ETD for Outbound Shipments
Canada	CA	Yes	Yes
Cayman Islands	KY	No	Yes
Channel Islands (Guernsey & Jersey)	GB	Yes	Yes
China	CN	Yes	Yes
Croatia	HR	Yes	No
Cyprus	CY	Yes	No
Czech Republic	CZ	Yes	Yes
Denmark	DK	Yes	Yes
England	GB	Yes	Yes
Estonia	EE	Yes	No
Finland	FI	Yes	Yes
France	FR	No	No
Germany	DE	Yes	No
Guadeloupe	GP	No	Yes
Guam	GU	Yes	No
Guatemala	GT	No	Yes
Hong Kong	HK	Yes	Yes
Hungary	HU	Yes	Yes
Iceland	IS	Yes	No
India	IN	Yes	No
Ireland	IE	Yes	Yes

Country	Country Code	Accepts ETD for Inbound Shipments	Accepts ETD for Outbound Shipments
Israel	IL	Yes	No
Italy	IT	Yes	No
Jamaica	JM	Yes	No
Japan	JP	Yes	Yes
Jordan	JO	No	Yes
Kenya	KE	No	Yes
Korea, South	KR	Yes	Yes
Kuwait	KW	No	Yes
Latvia	LV	Yes	No
Liechtenstein	LI	Yes	No
Lithuania	LT	Yes	No
Luxembourg	LU	Yes	Yes
Macau	MO	Yes	Yes
Malaysia	MY	Yes	Yes
Malta	MT	No	Yes
Marshall Islands	MH	Yes	No
Mexico	MX	Yes	Yes
Micronesia	FM	Yes	No
Monaco	MC	Yes	No
Montserrat	MS	No	Yes
Netherlands	NL	Yes	Yes

Country	Country Code	Accepts ETD for Inbound Shipments	Accepts ETD for Outbound Shipments
New Zealand	NZ	Yes	Yes
Northern Ireland	GB	Yes	Yes
Northern Mariana Islands	MP	Yes	No
Norway	NO	Yes	Yes
Oman	OM	No	Yes
Palestine Autonomous	PS	Yes	No
Palau	PW	Yes	No
Panama	PA	No	Yes
Philippines	PH	Yes	Yes
Poland	PL	Yes	No
Portugal	PT	Yes	No
Puerto Rico	PR	Yes	Yes
Saba	AN	No	Yes
Saint Kitts	KN	No	Yes
Saint Lucia	LC	Yes	Yes
San Marino	SM	Yes	No
Saudi Arabia	SA	No	Yes
Scotland	GB	Yes	Yes
Singapore	SG	Yes	Yes
Slovak Republic	SK	Yes	Yes
Slovenia	SI	Yes	No

Country	Country Code	Accepts ETD for Inbound Shipments	Accepts ETD for Outbound Shipments
South Africa	ZA	Yes	Yes
Spain	ES	Yes	No
St Maarten	AN	No	Yes
Sweden	SE	Yes	Yes
Switzerland	CH	Yes	No
Thailand	TH	Yes	Yes
Taiwan	TW	Yes	No
Trinidad & Tobago	TT	No	Yes
Turks & Caicos Island	TC	No	Yes
United Arab Emirates	AE	No	Yes
USA	US	Yes	Yes
US Virgin Islands	VI	No	Yes
Vatican City	IT	Yes	No
Wales	GB	Yes	Yes

Appendix Q: Track Service Scan Codes

See the [Appendix Y: Glossary](#) for Carrier Code definitions.

Note: N/A means that nothing will be returned for that field; however, if there is an N/A in the "Package Exception Scan Message" field, then neither the "Package Exception Scan Code" or the "Package Exception Scan Message" will be returned.

Table 269. Track Service Scan Codes

Scan Event Code	Carrier Code	Scan Event Message	Package Status Code	Package Status Message	Package Exception Scan Code	Package Exception Scan Message
AC	FXSP	Cleared customs - picked up by Canada Post	IT	In transit	N/A	N/A
AC	FXSP	At Canada Post facility	AC	At Canada Post facility	N/A	N/A
AF	FXSP	At local FedEx facility	PU	Picked up	306	Delivery scheduled via FedEx Ground, not US Postal Service
AF	FXCC	At local service center	ED	Enroute to delivery	M	On trailer <>
AF	FXFR	At local facility	AF	At local facility	M	On trailer <> Manifest Number <>
AF	FDXG	At local FedEx facility	FD	At FedEx destination facility	010	N/A
AF	FDXG	At local FedEx facility	FD	At FedEx destination facility	023	N/A
AF	FDXG	At local FedEx facility	FD	At FedEx destination facility	037	N/A
AF	FDXG	At local FedEx facility	FD	At FedEx destination facility	042	Contacting recipient for appointment
AF	FDXG	At local FedEx facility	FD	At FedEx destination facility	043	Appointment date <> and time <> set
AF	FDXG	At local FedEx facility	FD	At FedEx destination facility	070	N/A
AF	FDXG	At local FedEx facility	FD	At FedEx destination facility	094	Scheduled for delivery next business day
AF	FDXG	At local FedEx facility	AF	At local FedEx facility	A3	Tendered at <>
AF	FDXE	At local FedEx facility	AF	At local FedEx facility	44	N/A
AF	FDXE	At local FedEx facility	AF	At local FedEx facility	A3	Tendered at <>

Scan Event Code	Carrier Code	Scan Event Message	Package Status Code	Package Status Message	Package Exception Scan Code	Package Exception Scan Message
AR	FDXC	Arrived at Port of Entry	IT SP	In transit or multiple statuses	N/A	Flight <>, TACM <>
AR	FDXC	At local FedEx facility	FD SP	At local FedEx facility or multiple statuses	N/A	Flight <>, TACM <>
AR	FXCC	Arrived at origin airport	AA	Arrived at origin airport	N/A	N/A
AR	FXCC	At border stop	ED	Enroute to delivery	N/A	N/A
AR	FXCC	At delivery	AD	At delivery	N/A	N/A
AR	FXCC	At pickup	AP	At pickup	N/A	N/A
AR	FXCC	Arrived at dest airport	PL	Arrived at dest airport	N/A	N/A
AR	FXCC	At local service center	ED	Enroute to delivery	AR	On trailer <>
AR	FXCC	At local service center	ED	Enroute to delivery	X4	On trailer <>
AR	FXCC	At border stop	ED	Enroute to delivery	BRKR	N/A
AR	FXCC	At border stop	CP	Clearance in progress	BRKR	N/A
AR	FXCC	At delivery	AD	At delivery	DARV	On trailer <>
AR	FDXG	Arrived at FedEx location	AR	Arrived at FedEx location	N/A	N/A
AR	FEDG	Arrived at FedEx location	AR	Arrived at FedEx location	070	N/A
AR	FEDG	At local FedEx facility	FD	At FedEx destination facility	091	N/A
AR	FXFR	At local facility	AF	At local facility	AR	On trailer <>
AR	FXFR	At local facility	AF	At local facility	X4	On trailer <>
AR	FXFR	Arrived at customs broker	AR	Arrived at customs broker	BRKR	Clearance in progress
AR	FXFR	At pickup	AP	At pickup	OARV	Arrived at customer location for pickup

Scan Event Code	Carrier Code	Scan Event Message	Package Status Code	Package Status Message	Package Exception Scan Code	Package Exception Scan Message
AR	FXFR	At delivery	AD	At delivery	DARV	Arrived at customer location for delivery
AR	FDXE	Arrived at FedEx location	AR	Arrived at FedEx location		N/A
AR	FDXE	At local FedEx facility	FD	At FedEx destination facility		N/A
AR	FDXE	At local FedEx facility	FD	At FedEx destination facility	01	Package not delivered/not attempted
AR	FDXE	At local FedEx facility	FD	At FedEx destination facility	41	Package not due for delivery
AR	FDXE	At local FedEx facility	FD	At FedEx destination facility	41	Package not due for delivery
AR	FDXE	At local FedEx facility	OF	At FedEx origin facility	44	N/A
AR	FDXE	At local FedEx facility	FD	At FedEx destination facility	44	N/A
AR	FDXE	At local FedEx facility	HL	At FedEx destination facility	015A	N/A
AR	FDXE	At dest sort facility	SF	At dest sort facility		N/A
AR	FDXE	At dest sort facility	SF	At dest sort facility		N/A
AR	FXSP	At U.S. Postal Service facility	AXA	At U.S. Postal Service facility	N/A	N/A
AR	FXSP	Arrived at FedEx location	AR	Arrived at FedEx location	N/A	N/A
AR	FXSP	At U.S. Postal Service facility	AX	At U.S. Postal Service facility	A4	Tendered to U.S. Postal Service for delivery – Allow one to two additional days for delivery.
AR	FXSP	At U.S. Postal Service facility	AX	At U.S. Postal Service facility	A4A	Tendered to U.S. Postal Service for delivery – Allow one

Scan Event Code	Carrier Code	Scan Event Message	Package Status Code	Package Status Message	Package Exception Scan Code	Package Exception Scan Message
						to two additional days for delivery. A final delivery scan will not be generated for this shipment.
AR	FXSP	At U.S. Postal Service facility	AX	At U.S. Postal Service facility	A9	Arrived at local Post Office – Allow one to two additional days for delivery.
AS	FDXE	Address corrected	AS	Address corrected	N/A	N/A
AS	FDXG	Address corrected	AS	Address corrected	N/A	N/A
CA	FXFR	Shipment cancelled by sender	CA	Shipment cancelled by sender	N/A	N/A
CA	FXCC	Shipment cancelled	CA	Shipment cancelled	DR	Vehicle furnished but not used
CA	FXCC	Shipment cancelled	CA	Shipment cancelled	N/A	N/A
CA	FDXG	Shipment cancelled by sender	CA	Shipment cancelled by sender	N/A	N/A
CA	FDXE	Shipment cancelled by sender	CA	Shipment cancelled by sender		N/A
CA	FEDEX_OFF ICE	Order Cancelled	CA	Order Cancelled	779	Order Deleted
CC	FDXC	International shipment release	IT	International shipment release	N/A	N/A
CC	FXCC	International shipment release	CC	International shipment release	N/A	N/A
CC	FDXG	International shipment release	CC	International shipment release	078	N/A
CC	FXFR	International shipment release	CC	International shipment release	CSCLRD	Shipment cleared

Scan Event Code	Carrier Code	Scan Event Message	Package Status Code	Package Status Message	Package Exception Scan Code	Package Exception Scan Message
CC	FDXE	International shipment release	CC	International shipment release		N/A
CC	FDXE	International shipment release	CC	International shipment release		N/A
CC	FDXE	International shipment release	CC	International shipment release	65	N/A
CC	FDXE	International shipment release	CC	International shipment release	66	N/A
CD	FXCC	Clearance delay	CD	Clearance delay	INBOND	Shipment held in bond
CD	FXCC	Clearance delay	CD	Clearance delay	CSHELD	Arrived at Customs – Awaiting inspection
CD	FXCC	Clearance delay	CD	Clearance delay	CSPWRK	Additional paperwork or information is required
CD	FXCC	Clearance delay	CD	Clearance delay	MXRDY	Ready for pickup by Mexico broker
CD	FXCC	Clearance delay	CD	Clearance delay	R0004	Goods are subject to regulatory review
CD	FXCC	Clearance delay	CD	Clearance delay	R0008	In clearance process
CD	FXCC	Clearance delay	CD	Clearance delay	R0019	Goods are subject to regulatory review
CD	FXCC	Clearance delay	CD	Clearance delay	R0025	Shipment requires a Commercial Invoice
CD	FXCC	Clearance delay	CD	Clearance delay	R0039	Commodity being shipped is restricted into the destination country
CD	FXCC	Clearance delay	CD	Clearance delay	R0055	Clearance instructions from the importer are required
CD	FXCC	Clearance delay	CD	Clearance delay	R0074	Detailed broker information is required
CD	FXCC	Clearance delay	CD	Clearance delay	R0093	Arrangement for duties and taxes is required

Scan Event Code	Carrier Code	Scan Event Message	Package Status Code	Package Status Message	Package Exception Scan Code	Package Exception Scan Message
CD	FXCC	Clearance delay	CD	Clearance delay	R0102	Unknown status: Non-FedEx broker
CD	FXCC	Clearance delay	CD	Clearance delay	R0162	Paperwork is subject to regulatory review
CD	FXCC	Clearance delay	CD	Clearance delay	R0164	Goods are subject to regulatory review
CD	FXFR	Clearance delay	CD	Clearance delay	INBOND	Shipment held in bond
CD	FXFR	Clearance delay	CD	Clearance delay	CSHELD	Arrived at Customs – Awaiting inspection
CD	FXFR	Clearance delay	CD	Clearance delay	CSPWRK	Additional paperwork or information is required
CD	FXFR	Clearance delay	CD	Clearance delay	MXRDY	Ready for pickup by Mexico broker
CD	FXFR	Clearance delay	CD	Clearance delay	R0004	Goods are subject to regulatory review
CD	FXFR	Clearance delay	CD	Clearance delay	R0008	In clearance process
CD	FXFR	Clearance delay	CD	Clearance delay	R0019	Goods are subject to regulatory review
CD	FXFR	Clearance delay	CD	Clearance delay	R0025	Shipment requires a Commercial Invoice
CD	FXFR	Clearance delay	CD	Clearance delay	R0039	Commodity being shipped is restricted into the destination country
CD	FXFR	Clearance delay	CD	Clearance delay	R0055	Clearance instructions from the importer are required
CD	FXFR	Clearance delay	CD	Clearance delay	R0074	Detailed broker information is required
CD	FXFR	Clearance delay	CD	Clearance delay	R0093	Arrangement for duties and taxes is required
CD	FXFR	Clearance delay	CD	Clearance delay	R0102	Unknown status: Non-FedEx broker
CD	FXFR	Clearance delay	CD	Clearance delay	R0162	Paperwork is subject to regulatory review

Scan Event Code	Carrier Code	Scan Event Message	Package Status Code	Package Status Message	Package Exception Scan Code	Package Exception Scan Message
CD	FXFR	Clearance delay	CD	Clearance delay	R0164	Goods are subject to regulatory review
CD	FDXG	Clearance delay	CD	Clearance delay	075	In clearance process
CD	FDXG	Clearance delay	CD	Clearance delay	076	In clearance process
CD	FDXG	Clearance delay	CD	Clearance delay	R0000	N/A
CD	FDXG	Clearance delay	CD	Clearance delay	R0001	N/A
CD	FDXG	Clearance delay	CD	Clearance delay	R0002	N/A
CD	FDXG	Clearance delay	CD	Clearance delay	R0003	N/A
CD	FDXG	Clearance delay	CD	Clearance delay	R0004	Goods are subject to regulatory review
CD	FDXG	Clearance delay	CD	Clearance delay	R0005	N/A
CD	FDXG	Clearance delay	CD	Clearance delay	R0006	N/A
CD	FDXG	Clearance delay	CD	Clearance delay	R0007	In clearance process
CD	FDXG	Clearance delay	CD	Clearance delay	R0008	In clearance process
CD	FDXG	Clearance delay	CD	Clearance delay	R0009	N/A
CD	FDXG	Clearance delay	CD	Clearance delay	R0010	N/A
CD	FDXG	Clearance delay	CD	Clearance delay	R0011	N/A
CD	FDXG	Clearance delay	CD	Clearance delay	R0012	N/A
CD	FDXG	Clearance delay	CD	Clearance delay	R0013	N/A
CD	FDXG	Clearance delay	CD	Clearance delay	>R0014	In clearance process
CD	FDXG	Clearance delay	CD	Clearance delay	R0015	N/A
CD	FDXG	Clearance delay	CD	Clearance delay	R0016	N/A
CD	FDXG	Clearance delay	CD	Clearance delay	R0017	Shipment being returned to shipper
CD	FDXG	Clearance delay	CD	Clearance delay	R0018	Processing duties and taxes payment
CD	FDXG	Clearance delay	CD	Clearance delay	R0019	Goods are subject to regulatory review
CD	FDXG	Clearance delay	CD	Clearance delay	R0020	N/A
CD	FDXG	Clearance delay	CD	Clearance delay	R0021	Shipment requires a certificate of origin from the Chamber of Commerce at the origin location.

Scan Event Code	Carrier Code	Scan Event Message	Package Status Code	Package Status Message	Package Exception Scan Code	Package Exception Scan Message
						Certificate must include origin of goods (country of manufacture).
CD	FDXG	Clearance delay	CD	Clearance delay	R0022	N/A
CD	FDXG	Clearance delay	CD	Clearance delay	R0023	N/A
CD	FDXG	Clearance delay	CD	Clearance delay	R0024	The gender for which the shipment's contents are made must be specified. For example: Men, Women, Children, Unisex.
CD	FDXG	Clearance delay	CD	Clearance delay	R0025	Shipment requires a Commercial Invoice.
CD	FDXG	Clearance delay	CD	Clearance delay	R0026	Commercial Invoice is incomplete.
CD	FDXG	Clearance delay	CD	Clearance delay	R0027	Documentation illegible. Shipment requires a complete Commercial Invoice.
CD	FDXG	Clearance delay	CD	Clearance delay	R0028	N/A
CD	FDXG	Clearance delay	CD	Clearance delay	R0029	N/A
CD	FDXG	Clearance delay	CD	Clearance delay	R0030	N/A
CD	FDXG	Clearance delay	CD	Clearance delay	R0031	Goods are not labeled properly to meet marking requirements.
CD	FDXG	Clearance delay	CD	Clearance delay	R0032	Goods are not properly marked as a sample.
CD	FDXG	Clearance delay	CD	Clearance delay	R0033	Goods are not properly mutilated for clearance.
CD	FDXG	Clearance delay	CD	Clearance delay	R0034	N/A
CD	FDXG	Clearance delay	CD	Clearance delay	R0035	Shipment requires documentation supporting preferential duty and tax treatment.

Scan Event Code	Carrier Code	Scan Event Message	Package Status Code	Package Status Message	Package Exception Scan Code	Package Exception Scan Message
CD	FDXG	Clearance delay	CD	Clearance delay	R0036	N/A
CD	FDXG	Clearance delay	CD	Clearance delay	R0037	N/A
CD	FDXG	Clearance delay	CD	Clearance delay	R0038	N/A
CD	FDXG	Clearance delay	CD	Clearance delay	R0039	N/A
CD	FDXG	Clearance delay	CD	Clearance delay	R0040	A specialized form/statement from the shipper is required.
CD	FDXG	Clearance delay	CD	Clearance delay	R0041	N/A
CD	FDXG	Clearance delay	CD	Clearance delay	R0042	A Country of Origin declaration is required.
CD	FDXG	Clearance delay	CD	Clearance delay	R0043	A detailed commodity breakdown with itemized description and values is required.
CD	FDXG	Clearance delay	CD	Clearance delay	R0044	Shipment documentation indicates value discrepancy. Correct value of shipment is required.
CD	FDXG	Clearance delay	CD	Clearance delay	R0045	The value of goods for each item on the Commercial Invoice is required for clearance.
CD	FDXG	Clearance delay	CD	Clearance delay	R0046	N/A
CD	FDXG	Clearance delay	CD	Clearance delay	R0047	A confirmation of the value of goods is required.
CD	FDXG	Clearance delay	CD	Clearance delay	R0048	Confirmation of currency is required.
CD	FDXG	Clearance delay	CD	Clearance delay	R0049	A verification of the country of manufacture is required.
CD	FDXG	Clearance delay	CD	Clearance delay	R0050	The original visa/export license from the origin country is required.

Scan Event Code	Carrier Code	Scan Event Message	Package Status Code	Package Status Message	Package Exception Scan Code	Package Exception Scan Message
CD	FDXG	Clearance delay	CD	Clearance delay	R0051	N/A
CD	FDXG	Clearance delay	CD	Clearance delay	R0052	N/A
CD	FDXG	Clearance delay	CD	Clearance delay	R0053	N/A
CD	FDXG	Clearance delay	CD	Clearance delay	R0054	N/A
CD	FDXG	Clearance delay	CD	Clearance delay	R0055	Clearance instructions from the importer are required.
CD	FDXG	Clearance delay	CD	Clearance delay	R0056	Shipment requires importer's registration/identification number for clearance. (Examples include EIN, SSN, VAT, GST, RFC, etc.)
CD	FDXG	Clearance delay	CD	Clearance delay	R0057	N/A
CD	FDXG	Clearance delay	CD	Clearance delay	R0058	A written statement indicating the end use of goods or reason of importation is required.
CD	FDXG	Clearance delay	CD	Clearance delay	R0059	Import license or permit is required for clearance.
CD	FDXG	Clearance delay	CD	Clearance delay	R0060	N/A
CD	FDXG	Clearance delay	CD	Clearance delay	R0061	N/A
CD	FDXG	Clearance delay	CD	Clearance delay	R0062	A Personal Effects form or self-clearance is required.
CD	FDXG	Clearance delay	CD	Clearance delay	R0063	A Power of Attorney (POA) or form letter, authorizing FedEx/Broker to clear the shipment on behalf of the importer, is required for clearance.
CD	FDXG	Clearance delay	CD	Clearance delay	R0064	A Quarantine Permit is required
CD	FDXG	Clearance delay	CD	Clearance delay	R0065	N/A

Scan Event Code	Carrier Code	Scan Event Message	Package Status Code	Package Status Message	Package Exception Scan Code	Package Exception Scan Message
CD	FDXG	Clearance delay	CD	Clearance delay	R0066	A specialized form/statement is required for clearance from recipient.
CD	FDXG	Clearance delay	CD	Clearance delay	R0067	Goods are subject to regulatory review.
CD	FDXG	Clearance delay	CD	Clearance delay	R0068	N/A
CD	FDXG	Clearance delay	CD	Clearance delay	R0069	A duty free declaration is required.
CD	FDXG	Clearance delay	CD	Clearance delay	R0070	N/A
CD	FDXG	Clearance delay	CD	Clearance delay	R0071	N/A
CD	FDXG	Clearance delay	CD	Clearance delay	R0072	N/A
CD	FDXG	Clearance delay	CD	Clearance delay	R0073	N/A
CD	FDXG	Clearance delay	CD	Clearance delay	R0074	Detailed broker information is required.
CD	FDXG	Clearance delay	CD	Clearance delay	R0075	Proof of Export documentation required for shipment to obtain duty relief upon clearance.
CD	FDXG	Clearance delay	CD	Clearance delay	R0076	Original export documents required on repaired goods.
CD	FDXG	Clearance delay	CD	Clearance delay	R0077	Temporary Importation Bond is required.
CD	FDXG	Clearance delay	CD	Clearance delay	R0078	Documents must be translated into the local language for goods to be classified and shipment to be cleared.
CD	FDXG	Clearance delay	CD	Clearance delay	R0079	N/A
CD	FDXG	Clearance delay	CD	Clearance delay	R0080	N/A
CD	FDXG	Clearance delay	CD	Clearance delay	R0081	N/A
CD	FDXG	Clearance delay	CD	Clearance delay	R0082	N/A

Scan Event Code	Carrier Code	Scan Event Message	Package Status Code	Package Status Message	Package Exception Scan Code	Package Exception Scan Message
CD	FDXG	Clearance delay	CD	Clearance delay	R0083	N/A
CD	FDXG	Clearance delay	CD	Clearance delay	R0084	N/A
CD	FDXG	Clearance delay	CD	Clearance delay	R0085	Goods are subject to regulatory review.
CD	FDXG	Clearance delay	CD	Clearance delay	R0086	N/A
CD	FDXG	Clearance delay	CD	Clearance delay	R0087	N/A
CD	FDXG	Clearance delay	CD	Clearance delay	R0088	N/A
CD	FDXG	Clearance delay	CD	Clearance delay	R0089	In clearance process.
CD	FDXG	Clearance delay	CD	Clearance delay	R0090	N/A
CD	FDXG	Clearance delay	CD	Clearance delay	R0091	N/A
CD	FDXG	Clearance delay	CD	Clearance delay	R0092	N/A
CD	FDXG	Clearance delay	CD	Clearance delay	R0093	N/A
CD	FDXG	Clearance delay	CD	Clearance delay	R0094	N/A
CD	FDXG	Clearance delay	CD	Clearance delay	R0095	N/A
CD	FDXG	Clearance delay	CD	Clearance delay	R0096	N/A
CD	FDXG	Clearance delay	CD	Clearance delay	R0097	N/A
CD	FDXG	Clearance delay	CD	Clearance delay	R0098	N/A
CD	FDXG	Clearance delay	CD	Clearance delay	R0099	N/A
CD	FDXG	Clearance delay	CD	Clearance delay	R0100	The original visa/export license from the origin country is incomplete or illegible.
CD	FDXG	Clearance delay	CD	Clearance delay	R0101	N/A
CD	FDXG	Clearance delay	CD	Clearance delay	R0102	Unknown status: Non-FedEx broker.
CD	FDXG	Clearance delay	CD	Clearance delay	R0103	The original visa/export license from the origin country is not with the shipment.
CD	FDXG	Clearance delay	CD	Clearance delay	R0104	The original visa/export license from the origin country is not with the shipment. A copy

Scan Event Code	Carrier Code	Scan Event Message	Package Status Code	Package Status Message	Package Exception Scan Code	Package Exception Scan Message
						cannot be used for clearance.
CD	FDXG	Clearance delay	CD	Clearance delay	R0105	N/A
CD	FDXG	Clearance delay	CD	Clearance delay	R0106	Importer needs to provide tariff number.
CD	FDXG	Clearance delay	CD	Clearance delay	R0107	N/A
CD	FDXG	Clearance delay	CD	Clearance delay	R0108	Additional documentation is required for clearance.
CD	FDXG	Clearance delay	CD	Clearance delay	R0109	N/A
CD	FDXG	Clearance delay	CD	Clearance delay	R0110	N/A
CD	FDXG	Clearance delay	CD	Clearance delay	R0111	Contents may not be marked or labeled appropriately.
CD	FDXG	Clearance delay	CD	Clearance delay	R0112	N/A
CD	FDXG	Clearance delay	CD	Clearance delay	R0113	N/A
CD	FDXG	Clearance delay	CD	Clearance delay	R0114	Proof of origin required for shipments re-imported to country of origin.
CD	FDXG	Clearance delay	CD	Clearance delay	R0115	A description of goods is required.
CD	FDXG	Clearance delay	CD	Clearance delay	R0116	N/A
CD	FDXG	Clearance delay	CD	Clearance delay	R0117	Original invoice with company logo and/or original signature is required for clearance.
CD	FDXG	Clearance delay	CD	Clearance delay	R0118	N/A
CD	FDXG	Clearance delay	CD	Clearance delay	R0119	The cost of the repair, alteration, warranty for the item(s) on the Commercial Invoice is needed for classification. Market value of the items may also be required.
CD	FDXG	Clearance delay	CD	Clearance delay	R0120	In Clearance Process.

Scan Event Code	Carrier Code	Scan Event Message	Package Status Code	Package Status Message	Package Exception Scan Code	Package Exception Scan Message
CD	FDXG	Clearance delay	CD	Clearance delay	R0121	N/A
CD	FDXG	Clearance delay	CD	Clearance delay	R0122	A shipment that is missing a signature or title on any form other than a Commercial Invoice.
CD	FDXG	Clearance delay	CD	Clearance delay	R0123	A statement is required from the shipper to appear on the Commercial Invoice atesting to the non-toxicity of the goods shipped.
CD	FDXG	Clearance delay	CD	Clearance delay	R0124	Part number not provided in customer's database.
CD	FDXG	Clearance delay	CD	Clearance delay	R0125	N/A
CD	FDXG	Clearance delay	CD	Clearance delay	R0126	N/A
CD	FDXG	Clearance delay	CD	Clearance delay	R0127	Quantity of goods shipped is required on the Commercial Invoice.
CD	FDXG	Clearance delay	CD	Clearance delay	R0128	Length and/or width are required on the Commercial Invoice.
CD	FDXG	Clearance delay	CD	Clearance delay	R0129	N/A
CD	FDXG	Clearance delay	CD	Clearance delay	R0130	Assembler's declaration needed to indicate the costs of the local country parts used to assemble foreign-made goods.
CD	FDXG	Clearance delay	CD	Clearance delay	R0131	N/A
CD	FDXG	Clearance delay	CD	Clearance delay	R0132	N/A
CD	FDXG	Clearance delay	CD	Clearance delay	R0133	A non-FedEx systems outage has delayed release.
CD	FDXG	Clearance delay	CD	Clearance delay	R0134	A FedEx Systems Outage has delayed release.

Scan Event Code	Carrier Code	Scan Event Message	Package Status Code	Package Status Message	Package Exception Scan Code	Package Exception Scan Message
CD	FDXG	Clearance delay	CD	Clearance delay	R0135	N/A
CD	FDXG	Clearance delay	CD	Clearance delay	R0136	N/A
CD	FDXG	Clearance delay	CD	Clearance delay	R0137	N/A
CD	FDXG	Clearance delay	CD	Clearance delay	R0138	N/A
CD	FDXG	Clearance delay	CD	Clearance delay	R0139	N/A
CD	FDXG	Clearance delay	CD	Clearance delay	R0140	N/A
CD	FDXG	Clearance delay	CD	Clearance delay	R0141	Itemized breakdown of product composition required.
CD	FDXG	Clearance delay	CD	Clearance delay	R0142	Description provided is insufficient to classify commodity.
CD	FDXG	Clearance delay	CD	Clearance delay	R0143	N/A
CD	FDXG	Clearance delay	CD	Clearance delay	R0144	N/A
CD	FDXG	Clearance delay	CD	Clearance delay	R0145	N/A
CD	FDXG	Clearance delay	CD	Clearance delay	R0146	All pieces have not arrived at clearance port together.
CD	FDXG	Clearance delay	CD	Clearance delay	R0147	N/A
CD	FDXG	Clearance delay	CD	Clearance delay	R0148	N/A
CD	FDXG	Clearance delay	CD	Clearance delay	R0149	N/A
CD	FDXG	Clearance delay	CD	Clearance delay	R0150	The visa was not transmitted electronically.
CD	FDXG	Clearance delay	CD	Clearance delay	R0151	N/A
CD	FDXG	Clearance delay	CD	Clearance delay	R0152	Goods are subject to regulatory review. Agency closed.
CD	FDXG	Clearance delay	CD	Clearance delay	R0153	In clearance process.
CD	FDXG	Clearance delay	CD	Clearance delay	R0154	N/A
CD	FDXG	Clearance delay	CD	Clearance delay	R0155	N/A
CD	FDXG	Clearance delay	CD	Clearance delay	R0156	Wood packing material for international trade must possess internationally

Scan Event Code	Carrier Code	Scan Event Message	Package Status Code	Package Status Message	Package Exception Scan Code	Package Exception Scan Message
						recognized stamp/brand attesting to its approved phytosanitary status.
CD	FDXG	Clearance delay	CD	Clearance delay	R0157	Military Declaration is required.
CD	FDXG	Clearance delay	CD	Clearance delay	R0158	N/A
CD	FDXG	Clearance delay	CD	Clearance delay	R0159	In clearance process.
CD	FDXG	Clearance delay	CD	Clearance delay	R0160	A completed Tax Exception Form is required.
CD	FDXG	Clearance delay	CD	Clearance delay	R0161	N/A
CD	FDXG	Clearance delay	CD	Clearance delay	R0162	Paperwork is subject to regulatory review.
CD	FDXG	Clearance delay	CD	Clearance delay	R0163	Goods are subject to regulatory review.
CD	FDXG	Clearance delay	CD	Clearance delay	R0164	Goods are subject to regulatory review.
CD	FDXG	Clearance delay	CD	Clearance delay	R0165	N/A
CD	FDXG	Clearance delay	CD	Clearance delay	R0166	In clearance process.
CD	FDXG	Clearance delay	CD	Clearance delay	R0167	N/A
CD	FDXE	Clearance delay	CD	Clearance delay	55	In clearance process.
CD	FDXE	Clearance delay	CD	Clearance delay		N/A
CD	FDXE	Clearance delay	CD	Clearance delay		N/A
CD	FDXE	Clearance delay	CD	Clearance delay	R0000	In clearance process.
CD	FDXE	Clearance delay	CD	Clearance delay	R0001	Additional paperwork or information is required from importer.
CD	FDXE	Clearance delay	CD	Clearance delay	R0002	Additional paperwork is required from shipper.
CD	FDXE	Clearance delay	CD	Clearance delay	R0003	In clearance process.
CD	FDXE	Clearance delay	CD	Clearance delay	R0004	Goods are subject to regulatory review.
CD	FDXE	Clearance delay	CD	Clearance delay	R0005	N/A

Scan Event Code	Carrier Code	Scan Event Message	Package Status Code	Package Status Message	Package Exception Scan Code	Package Exception Scan Message
CD	FDXE	Clearance delay	CD	Clearance delay	R0006	N/A
CD	FDXE	Clearance delay	CD	Clearance delay	R0007	In clearance process.
CD	FDXE	Clearance delay	CD	Clearance delay	R0008	In clearance process.
CD	FDXE	Clearance delay	CD	Clearance delay	R0009	N/A
CD	FDXE	Clearance delay	CD	Clearance delay	R0010	N/A
CD	FDXE	Clearance delay	CD	Clearance delay	R0011	N/A
CD	FDXE	Clearance delay	CD	Clearance delay	R0012	N/A
CD	FDXE	Clearance delay	CD	Clearance delay	R0013	N/A
CD	FDXE	Clearance delay	CD	Clearance delay	R0014	In clearance process.
CD	FDXE	Clearance delay	CD	Clearance delay	R0015	In clearance process.
CD	FDXE	Clearance delay	CD	Clearance delay	R0016	N/A
CD	FDXE	Clearance delay	CD	Clearance delay	R0017	Shipment being returned to shipper.
CD	FDXE	Clearance delay	CD	Clearance delay	R0018	Processing duties and taxes payment.
CD	FDXE	Clearance delay	CD	Clearance delay	R0019	Goods are subject to regulatory review.
CD	FDXE	Clearance delay	CD	Clearance delay	R0020	N/A
CD	FDXE	Clearance delay	CD	Clearance delay	R0021	Shipment requires a certificate of origin from the Chamber of Commerce at the origin location. Certificate must include origin of goods (country of manufacture).
CD	FDXE	Clearance delay	CD	Clearance delay	R0022	N/A
CD	FDXE	Clearance delay	CD	Clearance delay	R0023	N/A
CD	FDXE	Clearance delay	CD	Clearance delay	R0024	The gender for which the shipment's contents are made must be specified. For example: Men, Women, Children, Unisex.

Scan Event Code	Carrier Code	Scan Event Message	Package Status Code	Package Status Message	Package Exception Scan Code	Package Exception Scan Message
CD	FDXE	Clearance delay	CD	Clearance delay	R0025	Shipment requires a Commercial Invoice.
CD	FDXE	Clearance delay	CD	Clearance delay	R0026	Commercial Invoice is incomplete.
CD	FDXE	Clearance delay	CD	Clearance delay	R0027	Documentation illegible. Shipment requires a complete Commercial Invoice.
CD	FDXE	Clearance delay	CD	Clearance delay	R0028	N/A
CD	FDXE	Clearance delay	CD	Clearance delay	R0029	Shipment requires additional paperwork.
CD	FDXE	Clearance delay	CD	Clearance delay	R0030	Shipment requires a Multiple Country Declaration.
CD	FDXE	Clearance delay	CD	Clearance delay	R0031	Goods are not labeled properly to meet marking requirements
CD	FDXE	Clearance delay	CD	Clearance delay	R0032	Goods are not properly marked as a sample.
CD	FDXE	Clearance delay	CD	Clearance delay	R0033	Goods are not properly mutilated for clearance.
CD	FDXE	Clearance delay	CD	Clearance delay	R0034	N/A
CD	FDXE	Clearance delay	CD	Clearance delay	R0035	Shipment requires documentation supporting preferential duty and tax treatment.
CD	FDXE	Clearance delay	CD	Clearance delay	R0036	N/A
CD	FDXE	Clearance delay	CD	Clearance delay	R0037	Importer has refused to accept the shipment.
CD	FDXE	Clearance delay	CD	Clearance delay	R0038	Documentation missing. A statement verifying origin of shipment, and a statement specifying cost(s) of repair/alteration of

Scan Event Code	Carrier Code	Scan Event Message	Package Status Code	Package Status Message	Package Exception Scan Code	Package Exception Scan Message
						items on the commercial invoice are required.
CD	FDXE	Clearance delay	CD	Clearance delay	R0039	N/A
CD	FDXE	Clearance delay	CD	Clearance delay	R0040	A specialized form/statement from the shipper is required.
CD	FDXE	Clearance delay	CD	Clearance delay	R0041	N/A
CD	FDXE	Clearance delay	CD	Clearance delay	R0042	A Country of Origin declaration is required.
CD	FDXE	Clearance delay	CD	Clearance delay	R0043	A detailed commodity breakdown with itemized description and values is required.
CD	FDXE	Clearance delay	CD	Clearance delay	R0044	Shipment documentation indicates value discrepancy. Correct value of shipment is required.
CD	FDXE	Clearance delay	CD	Clearance delay	R0045	The value of goods for each item on the Commercial Invoice is required for clearance.
CD	FDXE	Clearance delay	CD	Clearance delay	R0046	Shipment requires a Value Declaration for clearance.
CD	FDXE	Clearance delay	CD	Clearance delay	R0047	A confirmation of the value of goods is required.
CD	FDXE	Clearance delay	CD	Clearance delay	R0048	Confirmation of currency is required.
CD	FDXE	Clearance delay	CD	Clearance delay	R0049	A verification of the country of manufacture is required.
CD	FDXE	Clearance delay	CD	Clearance delay	R0050	The original visa/export license

Scan Event Code	Carrier Code	Scan Event Message	Package Status Code	Package Status Message	Package Exception Scan Code	Package Exception Scan Message
						from the origin country is required.
CD	FDXE	Clearance delay	CD	Clearance delay	R0051	Shipment is awaiting customs approval for transit documentation or in process of being transferred to another location.
CD	FDXE	Clearance delay	CD	Clearance delay	R0052	A certificate/permit confirming goods are compliant with local regulations is required.
CD	FDXE	Clearance delay	CD	Clearance delay	R0053	In clearance process, please call for information.
CD	FDXE	Clearance delay	CD	Clearance delay	R0054	Authorization for use of importer's deferment account is required.
CD	FDXE	Clearance delay	CD	Clearance delay	R0055	Clearance instructions from the importer are required.
CD	FDXE	Clearance delay	CD	Clearance delay	R0056	Shipment requires importer's registration/identification number for clearance. (Examples include EIN, SSN, VAT, GST, RFC, and so on.)
CD	FDXE	Clearance delay	CD	Clearance delay	R0057	The original importer permit/license issued for this specific shipment is required for clearance.
CD	FDXE	Clearance delay	CD	Clearance delay	R0058	A written statement indicating the end use of goods or reason of importation is required.

Scan Event Code	Carrier Code	Scan Event Message	Package Status Code	Package Status Message	Package Exception Scan Code	Package Exception Scan Message
CD	FDXE	Clearance delay	CD	Clearance delay	R0059	Import license or permit is required for clearance.
CD	FDXE	Clearance delay	CD	Clearance delay	R0060	N/A
CD	FDXE	Clearance delay	CD	Clearance delay	R0061	NOM Letter (carta de no comercializacion) is required.
CD	FDXE	Clearance delay	CD	Clearance delay	R0062	A Personal Effects form or self-clearance is required.
CD	FDXE	Clearance delay	CD	Clearance delay	R0063	A Power of Attorney (POA) or form letter, authorizing FedEx/Broker to clear the shipment on behalf of the importer, is required for clearance.
CD	FDXE	Clearance delay	CD	Clearance delay	R0064	A Quarantine Permit is required
CD	FDXE	Clearance delay	CD	Clearance delay	R0065	N/A
CD	FDXE	Clearance delay	CD	Clearance delay	R0066	A specialized form/statement is required for clearance from recipient.
CD	FDXE	Clearance delay	CD	Clearance delay	R0067	Goods are subject to regulatory review.
CD	FDXE	Clearance delay	CD	Clearance delay	R0068	A description of goods is required.
CD	FDXE	Clearance delay	CD	Clearance delay	R0069	A duty free declaration is required.
CD	FDXE	Clearance delay	CD	Clearance delay	R0070	N/A
CD	FDXE	Clearance delay	CD	Clearance delay	R0071	N/A
CD	FDXE	Clearance delay	CD	Clearance delay	R0072	A more accurate description of goods for commodity classification is required for clearance.

Scan Event Code	Carrier Code	Scan Event Message	Package Status Code	Package Status Message	Package Exception Scan Code	Package Exception Scan Message
CD	FDXE	Clearance delay	CD	Clearance delay	R0073	Itemized breakdown of material/fabric contents is required.
CD	FDXE	Clearance delay	CD	Clearance delay	R0074	Detailed broker information is required.
CD	FDXE	Clearance delay	CD	Clearance delay	R0075	Proof of Export documentation required for shipment to obtain duty relief upon clearance.
CD	FDXE	Clearance delay	CD	Clearance delay	R0076	Original export documents required on repaired goods.
CD	FDXE	Clearance delay	CD	Clearance delay	R0077	Temporary Importation Bond is required.
CD	FDXE	Clearance delay	CD	Clearance delay	R0078	Documents must be translated into the local language for goods to be classified and shipment to be cleared.
CD	FDXE	Clearance delay	CD	Clearance delay	R0079	N/A
CD	FDXE	Clearance delay	CD	Clearance delay	R0080	N/A
CD	FDXE	Clearance delay	CD	Clearance delay	R0081	Recipient business is not open.
CD	FDXE	Clearance delay	CD	Clearance delay	R0082	N/A
CD	FDXE	Clearance delay	CD	Clearance delay	R0083	A signed affidavit or a support document is required to return this shipment to the country of origin.
CD	FDXE	Clearance delay	CD	Clearance delay	R0084	Customer has requested non-express clearance.
CD	FDXE	Clearance delay	CD	Clearance delay	R0085	Goods are subject to regulatory review.
CD	FDXE	Clearance delay	CD	Clearance delay	R0086	N/A
CD	FDXE	Clearance delay	CD	Clearance delay	R0087	N/A

Scan Event Code	Carrier Code	Scan Event Message	Package Status Code	Package Status Message	Package Exception Scan Code	Package Exception Scan Message
CD	FDXE	Clearance delay	CD	Clearance delay	R0088	N/A
CD	FDXE	Clearance delay	CD	Clearance delay	R0089	In clearance process.
CD	FDXE	Clearance delay	CD	Clearance delay	R0090	N/A
CD	FDXE	Clearance delay	CD	Clearance delay	R0091	The commercial invoice did not state the market value of the commodity after the repairs or alterations
CD	FDXE	Clearance delay	CD	Clearance delay	R0092	N/A
CD	FDXE	Clearance delay	CD	Clearance delay	R0093	N/A
CD	FDXE	Clearance delay	CD	Clearance delay	R0094	A declaration is required on items listed as repaired or altered.
CD	FDXE	Clearance delay	CD	Clearance delay	R0095	Documentation or information missing.
CD	FDXE	Clearance delay	CD	Clearance delay	R0096	A certificate issued by the State General Administration of the Peoples Republic of China for quality Supervision and Inspection and Quarantine stating that the solid wood packing material was heat-treated, fumigated, or treated with preservatives prior to leaving China.
CD	FDXE	Clearance delay	CD	Clearance delay	R0097	N/A
CD	FDXE	Clearance delay	CD	Clearance delay	R0098	N/A
CD	FDXE	Clearance delay	CD	Clearance delay	R0099	N/A
CD	FDXE	Clearance delay	CD	Clearance delay	R0100	The original visa/export license from the origin country is incomplete or illegible.
CD	FDXE	Clearance delay	CD	Clearance delay	R0101	N/A

Scan Event Code	Carrier Code	Scan Event Message	Package Status Code	Package Status Message	Package Exception Scan Code	Package Exception Scan Message
CD	FDXE	Clearance delay	CD	Clearance delay	R0102	Unknown status: Non-FedEx broker.
CD	FDXE	Clearance delay	CD	Clearance delay	R0103	The original visa/export license from the origin country is not with the shipment.
CD	FDXE	Clearance delay	CD	Clearance delay	R0104	The original visa/export license from the origin country is not with the shipment. A copy cannot be used for clearance.
CD	FDXE	Clearance delay	CD	Clearance delay	R0105	N/A
CD	FDXE	Clearance delay	CD	Clearance delay	R0106	Importer needs to provide tariff number.
CD	FDXE	Clearance delay	CD	Clearance delay	R0107	N/A
CD	FDXE	Clearance delay	CD	Clearance delay	R0108	Additional documentation is required for clearance.
CD	FDXE	Clearance delay	CD	Clearance delay	R0109	N/A
CD	FDXE	Clearance delay	CD	Clearance delay	R0110	N/A
CD	FDXE	Clearance delay	CD	Clearance delay	R0111	Contents may not be marked or labeled appropriately.
CD	FDXE	Clearance delay	CD	Clearance delay	R0112	N/A
CD	FDXE	Clearance delay	CD	Clearance delay	R0113	N/A
CD	FDXE	Clearance delay	CD	Clearance delay	R0114	Proof of origin required for shipments re-imported to country of origin.
CD	FDXE	Clearance delay	CD	Clearance delay	R0115	A description of goods is required.
CD	FDXE	Clearance delay	CD	Clearance delay	R0116	N/A
CD	FDXE	Clearance delay	CD	Clearance delay	R0117	Original invoice with company logo and/or

Scan Event Code	Carrier Code	Scan Event Message	Package Status Code	Package Status Message	Package Exception Scan Code	Package Exception Scan Message
						original signature is required for clearance.
CD	FDXE	Clearance delay	CD	Clearance delay	R0118	N/A
CD	FDXE	Clearance delay	CD	Clearance delay	R0119	The cost of the repair, alteration, warranty for the item(s) on the Commercial Invoice is needed for classification. Market value of the items may also be required.
CD	FDXE	Clearance delay	CD	Clearance delay	R0120	In Clearance Process.
CD	FDXE	Clearance delay	CD	Clearance delay	R0121	N/A
CD	FDXE	Clearance delay	CD	Clearance delay	R0122	A shipment that is missing a signature or title on any form other than a Commercial Invoice.
CD	FDXE	Clearance delay	CD	Clearance delay	R0123	A statement is required from the shipper to appear on the Commercial Invoice atesting to the non-toxicity of the goods shipped.
CD	FDXE	Clearance delay	CD	Clearance delay	R0124	Part number not provided in customer's database.
CD	FDXE	Clearance delay	CD	Clearance delay	R0125	N/A
CD	FDXE	Clearance delay	CD	Clearance delay	R0126	This entry must be presented at the Customs Port Office.
CD	FDXE	Clearance delay	CD	Clearance delay	R0127	Quantity of goods shipped is required on the Commercial Invoice.
CD	FDXE	Clearance delay	CD	Clearance delay	R0128	Length and/or width are required on the Commercial Invoice.
CD	FDXE	Clearance delay	CD	Clearance delay	R0129	N/A

Scan Event Code	Carrier Code	Scan Event Message	Package Status Code	Package Status Message	Package Exception Scan Code	Package Exception Scan Message
CD	FDXE	Clearance delay	CD	Clearance delay	R0130	Assembler's declaration needed to indicate the costs of the local country parts used to assemble foreign-made goods
CD	FDXE	Clearance delay	CD	Clearance delay	R0131	N/A
CD	FDXE	Clearance delay	CD	Clearance delay	R0132	N/A
CD	FDXE	Clearance delay	CD	Clearance delay	R0133	A non-FedEx systems outage has delayed release.
CD	FDXE	Clearance delay	CD	Clearance delay	R0134	A FedEx Systems Outage has delayed release.
CD	FDXE	Clearance delay	CD	Clearance delay	R0135	N/A
CD	FDXE	Clearance delay	CD	Clearance delay	R0136	In clearance process.
CD	FDXE	Clearance delay	CD	Clearance delay	R0137	In clearance process.
CD	FDXE	Clearance delay	CD	Clearance delay	R0138	In clearance process.
CD	FDXE	Clearance delay	CD	Clearance delay	R0139	In clearance process.
CD	FDXE	Clearance delay	CD	Clearance delay	R0140	In clearance process.
CD	FDXE	Clearance delay	CD	Clearance delay	R0141	Itemized breakdown of product composition required.
CD	FDXE	Clearance delay	CD	Clearance delay	R0142	Description provided is insufficient to classify commodity.
CD	FDXE	Clearance delay	CD	Clearance delay	R0143	N/A
CD	FDXE	Clearance delay	CD	Clearance delay	R0144	N/A
CD	FDXE	Clearance delay	CD	Clearance delay	R0145	N/A
CD	FDXE	Clearance delay	CD	Clearance delay	R0146	All pieces have not arrived at clearance port together.
CD	FDXE	Clearance delay	CD	Clearance delay	R0147	N/A
CD	FDXE	Clearance delay	CD	Clearance delay	R0148	N/A
CD	FDXE	Clearance delay	CD	Clearance delay	R0149	N/A

Scan Event Code	Carrier Code	Scan Event Message	Package Status Code	Package Status Message	Package Exception Scan Code	Package Exception Scan Message
CD	FDXE	Clearance delay	CD	Clearance delay	R0150	The visa was not transmitted electronically.
CD	FDXE	Clearance delay	CD	Clearance delay	R0151	N/A
CD	FDXE	Clearance delay	CD	Clearance delay	R0152	Goods are subject to regulatory review. Agency closed.
CD	FDXE	Clearance delay	CD	Clearance delay	R0153	In clearance process.
CD	FDXE	Clearance delay	CD	Clearance delay	R0154	N/A
CD	FDXE	Clearance delay	CD	Clearance delay	R0155	N/A
CD	FDXE	Clearance delay	CD	Clearance delay	R0156	Wood packing material for international trade must possess internationally recognized stamp/brand attesting to its approved phytosanitary status.
CD	FDXE	Clearance delay	CD	Clearance delay	R0157	Military Declaration is required.
CD	FDXE	Clearance delay	CD	Clearance delay	R0158	N/A
CD	FDXE	Clearance delay	CD	Clearance delay	R0159	In clearance process.
CD	FDXE	Clearance delay	CD	Clearance delay	R0160	A completed Tax Exception Form is required.
CD	FDXE	Clearance delay	CD	Clearance delay	R0161	The shipment needs to go through a formal clearance process and is therefore delayed.
CD	FDXE	Clearance delay	CD	Clearance delay	R0162	In clearance process.
CD	FDXE	Clearance delay	CD	Clearance delay	R0163	Goods are subject to regulatory review.
CD	FDXE	Clearance delay	CD	Clearance delay	R0164	In clearance process.
CD	FDXE	Clearance delay	CD	Clearance delay	R0165	In clearance process.
CD	FDXE	Clearance delay	CD	Clearance delay	R0166	In clearance process.
CD	FDXE	Clearance delay	CD	Clearance delay	R0167	N/A

Scan Event Code	Carrier Code	Scan Event Message	Package Status Code	Package Status Message	Package Exception Scan Code	Package Exception Scan Message
CD	FDXE	Clearance delay	CD	Clearance delay	R0168	Importer/Consignee supplied CI has not been received.
CD	FDXE	Clearance delay	CD	Clearance delay	R0169	Manufacturer name and address or manufacturer identification code (MID) for each commodity required.
CH	FXCC	Location changed	CH	Location changed	LOCCHANGE	N/A
CP	FDXE	Clearance in progress	CP	Clearance in progress	55	N/A
CP	FDXE	Clearance in progress	CP	Clearance in progress	63	N/A
CP	FDXESP	Pre-clearance delay	CP	Pre-clearance delay	N/A	N/A
DE DD	FXCC	Delivery Delay	DE DD	Enroute to delivery/delayed	A1	Mechanical
DE DD	FXCC	Delivery Delay	DE DD	Enroute to delivery/delayed	AA	Driver delay
DE DD	FXCC	Delivery Delay	DE DD	Enroute to delivery/delayed	A3	Accident
DE DD	FXCC	Delivery Delay	DE DD	Enroute to delivery/delayed	C2	Paperwork modification required
DE DD	FXCC	Delivery Delay	DE DD	Enroute to delivery/delayed	C4	Waiting to unload
DE DD	FXCC	Delivery Delay	DE DD	Enroute to delivery/delayed	C5	Customer requested time change
DE DD	FXCC	Delivery Delay	DE DD	Enroute to delivery/delayed	R2	Shipment specifics changed by customer
DE DD	FXCC	Delivery Delay	DE DD	Enroute to delivery/delayed	RA	Air traffic control delay
DE DD	FXCC	Delivery Delay	DE DD	Enroute to delivery/delayed	RL	Aircraft loading delay
DE DD	FXCC	Delivery Delay	DE DD	Enroute to delivery/delayed	RM	Aircraft mechanical
DE DD	FXCC	Delivery Delay	DE DD	Enroute to delivery/delayed	RU	Aircraft unloading delay

Scan Event Code	Carrier Code	Scan Event Message	Package Status Code	Package Status Message	Package Exception Scan Code	Package Exception Scan Message
DE DD	FXCC	Delivery Delay	DE DD	Enroute to delivery/delayed	SA	Service delay
DE DD	FXCC	Delivery Delay	DE DD	Enroute to delivery/delayed	U1	Origin weather
DE DD	FXCC	Delivery Delay	DE DD	Enroute to delivery/delayed	U2	Destination weather
DE DD	FXCC	Delivery Delay	DE DD	Enroute to delivery/delayed	U3	Road hazard
DE DD	FXCC	Delivery Delay	DE DD	Enroute to delivery/delayed	U4	Restricted travel permit delay
DE DD	FXCC	Delivery Delay	DE DD	Enroute to delivery/delayed	U5	Border delay
DE DD	FXCC	Delivery Delay	DE DD	Enroute to delivery/delayed	U7	Road construction delay
DE	FXCC	Delivery exception	DE	Delivery exception	ALSHRT	All short in transit
DE	FXCC	Delivery exception	DE	Delivery exception	APPT	Appointment Date <> and Time <> Set
DE	FXCC	Delivery exception	DE	Delivery exception	BADADDR	Refused - Incorrect address provided
DE	FXCC	Delivery exception	DE	Delivery exception	BADPO	Refused - Invalid or missing purchase order number
DE	FXCC	Delivery exception	DE	Delivery exception	CLSTDAY	Delivery Attempted - Consignee closed
DE	FXCC	Delivery exception	DE	Delivery exception	CNLADDR	Delivery Attempted - Consignee address could not be located
DE	FXCC	Delivery exception	DE	Delivery exception	CNOTPAY	No payment available at time of delivery
DE	FXCC	Delivery exception	DE	Delivery exception	CRHOLD	Credit hold
DE	FXCC	Delivery exception	DE	Delivery exception	DAMAGE	Refused - Damaged on delivery
DE	FXCC	Delivery exception	DE	Delivery exception	DNORDER	Refused - Consignee did not order the freight

Scan Event Code	Carrier Code	Scan Event Message	Package Status Code	Package Status Message	Package Exception Scan Code	Package Exception Scan Message
DE	FXCC	Delivery exception	DE	Delivery exception	DRFTER	Driver failed to enter reason
DE	FXCC	Delivery exception	DE	Delivery exception	DUPSHIP	Refused - Duplicate shipment
DE	FXCC	Delivery exception	DE	Delivery exception	DTEND	Attempted to contact consignee
DE	FXCC	Delivery exception	DE	Delivery exception	EQUIP	Require special equipment
DE	FXCC	Delivery exception	DE	Delivery exception	FRTRMIC	Refused - Consignee disputes freight charges or items
DE	FXCC	Delivery exception	DE	Delivery exception	HLDAY	Consignee closed for holiday
DE	FXCC	Delivery exception	DE	Delivery exception	INVEN	Consignee closed for inventory
DE	FXCC	Delivery exception	DE	Delivery exception	NEEDAPT	Delivery attempted - Appointment was required
DE	FXCC	Delivery exception	DE	Delivery exception	NOCHKAV	No payment available at time of delivery
DE	FXCC	Delivery exception	DE	Delivery exception	NODSDD	Delivery attempted - No dock space/driver delayed
DE	FXCC	Delivery exception	DE	Delivery exception	NOPACKL	Refused - Missing packing list
DE	FXCC	Delivery exception	DE	Delivery exception	NOPONBR	Refused - Invalid or missing purchase order number
DE	FXCC	Delivery exception	DE	Delivery exception	NOREC	Consignee closed
DE	FXCC	Delivery exception	DE	Delivery exception	NORTNAT	Refused - No return authorizations
DE	FXCC	Delivery exception	DE	Delivery exception	ONHND	On hand. Awaiting further instructions
DE	FXCC	Delivery exception	DE	Delivery exception	ORDERCN	Refused - Consignee cancelled the order
DE	FXCC	Delivery exception	DE	Delivery exception	PERMAPT	Delivery Attempted - Permanent

Scan Event Code	Carrier Code	Scan Event Message	Package Status Code	Package Status Message	Package Exception Scan Code	Package Exception Scan Message
						appointment is required
DE	FXCC	Delivery exception	DE	Delivery exception	REARLOD	Delivery Attempted - Rear load
DE	FXCC	Delivery exception	DE	Delivery exception	RECCLBN	Delivery Attempted - Consignee closed today (before 5pm local)
DE	FXCC	Delivery exception	DE	Delivery exception	REDLVY	Refused – Consignee cannot receive on delivery date
DE	FXCC	Delivery exception	DE	Delivery exception	SHIPTS	Refused – Shipped too soon
DE	FXCC	Delivery exception	DE	Delivery exception	SHIPTL	Refused – Shipped too late
DE	FXCC	Delivery exception	DE	Delivery exception	SHORTDL	Refused - Short on delivery
DE	FXCC	Delivery exception	DE	Delivery exception	WRNGPRD	Refused – Wrong product shipped
DE	FXCC	Delivery exception	DE	Delivery exception	DMGE	Damaged <> <>
DE	FXCC	Delivery exception	DE	Delivery exception	LTDACC	Limited access locations
DE	FXCC	Delivery exception	DE	Delivery exception	OVER	Over <> <>
DE	FXCC	Delivery exception	DE	Delivery exception	SHORT	Shortage <> <>
DE	FXCC	Delivery exception	DE	Delivery exception	OSDCL	Over, short, damaged cleared
DE	FDXG	Delivery exception	DE	Delivery exception	001	Recipient location security delay. Delivery will be re-attempted.
DE	FDXG	Delivery exception	DE	Delivery exception	002	Incorrect address
DE	FDXG	Delivery exception	DE	Delivery exception	002A	Incorrect address – Zip/Postal code
DE	FDXG	Delivery exception	DE	Delivery exception	002B	Incorrect address - Street name

Scan Event Code	Carrier Code	Scan Event Message	Package Status Code	Package Status Message	Package Exception Scan Code	Package Exception Scan Message
DE	FDXG	Delivery exception	DE	Delivery exception	002C	Incorrect address – Street number
DE	FDXG	Delivery exception	DE	Delivery exception	002D	Incorrect address – Apartment/Suite number
DE	FDXG	Delivery exception	DE	Delivery exception	002E	Incorrect address – Recipient moved
DE	FDXG	Delivery exception	DE	Delivery exception	003	Unable to locate address
DE	FDXG	Delivery exception	DE	Delivery exception	003A	Unable to locate address – Business or house
DE	FDXG	Delivery exception	DE	Delivery exception	003B	Unable to locate address – Street name
DE	FDXG	Delivery exception	DE	Delivery exception	003C	Unable to locate address – Street number
DE	FDXG	Delivery exception	DE	Delivery exception	003D	Unable to locate address – Apartment/Suite number
DE	FDXG	Delivery exception	DE	Delivery exception	004	Customer not available or business closed
DE	FDXG	Delivery exception	DE	Delivery exception	004A	Customer not available or business closed – Adult signature required
DE	FDXG	Delivery exception	DE	Delivery exception	006	Refused by recipient
DE	FDXG	Delivery exception	DE	Delivery exception	006A	Refused by recipient – Order canceled
DE	FDXG	Delivery exception	DE	Delivery exception	006B	Refused by recipient – Duplicated order
DE	FDXG	Delivery exception	DE	Delivery exception	006C	Refused by recipient – Late delivery
DE	FDXG	Delivery exception	DE	Delivery exception	006D	Refused by recipient – Package damaged

Scan Event Code	Carrier Code	Scan Event Message	Package Status Code	Package Status Message	Package Exception Scan Code	Package Exception Scan Message
DE	FDXG	Delivery exception	DE	Delivery exception	006E	Refused by recipient – Not ordered
DE	FDXG	Delivery exception	DE	Delivery exception	006F	Refused by recipient – Order incorrect
DE	FDXG	Delivery exception	DE	Delivery exception	007	Customer not available or business closed
DE	FDXG	Delivery exception	DE	Delivery exception	007A	Customer not available or business closed – Adult signature required
DE	FDXG	Delivery exception	DE	Delivery exception	010	Returned to facility for inspection
DE	FDXG	Delivery exception	DE	Delivery exception	011	Customer not available or business closed
DE	FDXG	Delivery exception	DE	Delivery exception	012	Delivery delayed, scheduled for next business day
DE	FDXG	Delivery exception	DE	Delivery exception	017	Retrieved shipment
DE	FDXG	Delivery exception	DE	Delivery exception	019	Delivered to address other than recipient
DE	FDXG	Delivery exception	DE	Delivery exception	022	Package held for COD information
DE	FDXG	Delivery exception	DE	Delivery exception	024	Payment or package not ready
DE	FDXG	Delivery exception	DE	Delivery exception	025	Tendered to authorized agent for final delivery
DE	FDXG	Delivery exception	DE	Delivery exception	027	No attempt made, delivery scheduled for next business day
DE	FDXG	Delivery exception	DE	Delivery exception	028	Tendered to authorized agent for final delivery
DE	FDXG	Delivery exception	DE	Delivery exception	034	Future delivery requested

Scan Event Code	Carrier Code	Scan Event Message	Package Status Code	Package Status Message	Package Exception Scan Code	Package Exception Scan Message
DE	FDXG	Delivery exception	DE	Delivery exception	035	Awaiting additional delivery information from recipient
DE	FDXG	Delivery exception	DE	Delivery exception	036	Local delivery restriction, delivery not attempted
DE	FDXG	Delivery exception	DE	Delivery exception	037	Delivery delayed, scheduled for next business day
DE	FDXG	Delivery exception	DE	Delivery exception	039	Damaged, handling per shipper instructions
DE	FDXG	Delivery exception	DE	Delivery exception	057	Local weather delay, delivery not attempted
DE	FDXG	Delivery exception	DE	Delivery exception	058	Local delivery restriction, delivery not attempted
DE	FDXG	Delivery exception	DE	Delivery exception	059	Customer not available or business closed
DE	FDXG	Delivery exception	DE	Delivery exception	082	Local weather delay - Delivery not attempted
DE	FDXG	Delivery exception	DE	Delivery exception	083	Local delivery restriction - Delivery not attempted
HA	FDXG	Hold at FedEx location request accepted	HA	Delivery exception	A13	Shipment is being redirected as requested to <tokenized facility>
DE	FDXG	Delivery exception	DE	Delivery exception	A14	Unable to hold at FedEx facility for recipient pickup
DE	FDXG	Delivery exception	DE	Delivery exception	A15	Unable to hold at FedEx facility for recipient pickup
DE	FDXG	Delivery exception	DE	Delivery exception	A16	Unable to hold at FedEx facility for recipient pickup

Scan Event Code	Carrier Code	Scan Event Message	Package Status Code	Package Status Message	Package Exception Scan Code	Package Exception Scan Message
DE	FDXG	Delivery exception	DE	Delivery exception	A17	Unable to hold at FedEx facility for recipient pickup
DE	FDXG	Delivery exception	DE	Delivery exception	A18	Unable to hold at FedEx facility for recipient pickup
DE	FDXG	Delivery exception	DE	Delivery exception	A19	Unable to hold at FedEx facility for recipient pickup
DE	FDXG	Delivery exception	DE	Delivery exception	A20	Unable to hold at FedEx facility for recipient pickup
DE	FDXG	Delivery exception	DE	Delivery exception	A21	Unable to hold at FedEx facility for recipient pickup
DE	FDXG	Delivery exception	DE	Delivery exception	A22	Unable to hold at FedEx facility for recipient pickup
DE	FDXG	Delivery exception	DE	Delivery exception	A23	Redirecting shipment per customer request
DE	FDXG	Delivery exception	DE	Delivery exception	A25	Unable to hold at FedEx facility for recipient pickup
DE	FDXG	Delivery exception	DE	Delivery exception	A26	Unable to hold at FedEx facility for recipient pickup
DE	FDXG	Delivery exception	DE	Delivery exception	A27	Unable to hold at FedEx facility for recipient pickup
DE	FDXG	Delivery exception	DE	Delivery exception	A29	Unable to hold at FedEx facility for recipient pickup
DE	FXFR	Delivery exception	DE	Delivery exception	ALSHRT	All short in transit
RR	FXFR	Delivery option requested	RR	Delivery option requested	APPT	Appointment Date <> and Time <> Set
DE	FXFR	Delivery exception	DE	Delivery exception	BADADDR	Refused – Incorrect address provided

Scan Event Code	Carrier Code	Scan Event Message	Package Status Code	Package Status Message	Package Exception Scan Code	Package Exception Scan Message
DE	FXFR	Delivery exception	DE	Delivery exception	BADPO	Refused – Invalid or missing purchase order number
DE	FXFR	Delivery exception	DE	Delivery exception	CLSTDAY	Delivery Attempted – Consignee closed
DE	FXFR	Delivery exception	DE	Delivery exception	CNLADDR	Delivery attempted – consignee address could not be located
DE	FXFR	Delivery exception	DE	Delivery exception	CNOTPAY	No payment available at time of delivery
DE	FXFR	Delivery exception	DE	Delivery exception	CRHOLD	Credit hold
DE	FXFR	Delivery exception	DE	Delivery exception	DAMAGE	Refused – Damaged on delivery
DE	FXFR	Delivery exception	DE	Delivery exception	DNORDER	Refused – Consignee did not order the freight
DE	FXFR	Delivery exception	DE	Delivery exception	DRFTER	Driver failed to enter reason
DE	FXFR	Delivery exception	DE	Delivery exception	DUPSHIP	Refused – Duplicate shipment
DE	FXFR	Delivery exception	DE	Delivery exception	DTEND	Attempted to contact consignee
DE	FXFR	Delivery exception	DE	Delivery exception	EQUIP	Require special equipment
DE	FXFR	Delivery exception	DE	Delivery exception	FRTRMIC	Refused – Consignee disputes freight charges or terms
DE	FXFR	Delivery exception	DE	Delivery exception	HLDAY	Consignee closed for holiday
DE	FXFR	Delivery exception	DE	Delivery exception	INVEN	Consignee closed for inventory
DE	FXFR	Delivery exception	DE	Delivery exception	NEEDAPT	Delivery attempted – Appointment was required
DE	FXFR	Delivery exception	DE	Delivery exception	NOCHKAV	No payment available at time of delivery

Scan Event Code	Carrier Code	Scan Event Message	Package Status Code	Package Status Message	Package Exception Scan Code	Package Exception Scan Message
DE	FXFR	Delivery exception	DE	Delivery exception	NODSDD	Delivery attempted – No dock space/driver delayed
DE	FXFR	Delivery exception	DE	Delivery exception	NOPACKL	Refused – Missing packing list
DE	FXFR	Delivery exception	DE	Delivery exception	NOPONBR	Refused – Invalid or missing purchase order number
DE	FXFR	Delivery exception	DE	Delivery exception	NOREC	Consignee closed
DE	FXFR	Delivery exception	DE	Delivery exception	NORTNAT	Refused – No return authorization
DE	FXFR	Delivery exception	DE	Delivery exception	ONHND	On hand. Awaiting further instructions
DE	FXFR	Delivery exception	DE	Delivery exception	ORDERCN	Refused – Consignee cancelled the order
DE	FXFR	Delivery exception	DE	Delivery exception	PERMAPT	Delivery Attempted – Permanent appointment is required
DE	FXFR	Delivery exception	DE	Delivery exception	REARLOD	Delivery Attempted – Rear load
DE	FXFR	Delivery exception	DE	Delivery exception	RECCLBN	Delivery Attempted – Consignee closed today (before 5pm local)
DE	FXFR	Delivery exception	DE	Delivery exception	REDLVY	Refused – Consignee cannot receive on delivery date
DE	FXFR	Delivery exception	DE	Delivery exception	SHIPTS	Refused – Shipped too soon
DE	FXFR	Delivery exception	DE	Delivery exception	SHIPTL	Refused – Shipped too late
DE	FXFR	Delivery exception	DE	Delivery exception	SHORTDL	Refused – Short on delivery
DE	FXFR	Delivery exception	DE	Delivery exception	WRNGPRD	Refused – Wrong product shipped
DE	FXFR	Delivery exception	DE	Delivery exception	DMGE	Damaged <> <>

Scan Event Code	Carrier Code	Scan Event Message	Package Status Code	Package Status Message	Package Exception Scan Code	Package Exception Scan Message
DE	FXFR	Delivery exception	DE	Delivery exception	LTDACC	Limited access locations
DE	FXFR	Delivery exception	DE	Delivery exception	OVER	Over <> <>
DE	FXFR	Delivery exception	DE	Delivery exception	SHORT	Shortage <> <>
DE	FXFR	Delivery exception	DE	Delivery exception	OSDCL	Over, short, damaged cleared
DE	FDXE	Delivery exception	DE	Delivery exception	A6	Adult recipient unavailable (21+ years with photo identification)
DE	FDXE	Delivery exception	DE	Delivery exception	03	Incorrect address
DE	FDXE	Delivery exception	DE	Delivery exception	03A	Incorrect address – Zip/Postal code
DE	FDXE	Delivery exception	DE	Delivery exception	03B	Incorrect address – Street name/number
DE	FDXE	Delivery exception	DE	Delivery exception	03C	Incorrect address – Apartment/Suite number
DE	FDXE	Delivery exception		Delivery exception	03D	Incorrect address – Recipient moved
DE	FDXE	Delivery exception	DE	Delivery exception	05	Recipient location security delay. Delivery will be re-attempted.
DE	FDXE	Delivery exception	DE	Delivery exception	07	Refused by recipient
DE	FDXE	Delivery exception	DE	Delivery exception	07A	Refused by recipient – Duplicated order
DE	FDXE	Delivery exception	DE	Delivery exception	07B	Refused by recipient – Package damaged
DE	FDXE	Delivery exception	DE	Delivery exception	08	Customer not available or business closed
DE	FDXE	Delivery exception	DE	Delivery exception	08A	Customer not available or business

Scan Event Code	Carrier Code	Scan Event Message	Package Status Code	Package Status Message	Package Exception Scan Code	Package Exception Scan Message
						closed – Signature required
DE	FDXE	Delivery exception	DE	Delivery exception	08C	Customer not available or business closed – Recipient account number required
DE	FDXE	Delivery exception	DE	Delivery exception	08D	Customer not available or business closed – Access is controlled by customer
DE	FDXE	Delivery exception	DE	Delivery exception	10	Damaged – delivery not completed
DE	FDXE	Delivery exception	DE	Delivery exception	A28	Delay beyond our control
DE	FDXE	Delivery exception	DE	Delivery exception	15	Customer not available or business closed
DE	FDXE	Delivery exception	DE	Delivery exception	17	Future delivery requested
DE	FDXE	Delivery exception	DE	Delivery exception	84	Local delivery restriction, delivery not attempted
DE	FDXE	Delivery exception	DE	Delivery exception	93	Held, unable to collect payment
DE	FDXE	Delivery exception	DE	Delivery exception	95	Retrieved shipment
HA	FDXE	Hold at FedEx location request accepted	HA	Hold at FedEx location request accepted	A13	Shipment is being redirected as requested to <tokenized facility>
DE	FDXE	Hold at FedEx location request accepted	HA	Hold at FedEx location request accepted	A13	Shipment is being redirected as requested to <tokenized facility>
DE	FDXE	Delivery exception	DE	Delivery exception	A25	Unable to hold at FedEx facility for recipient pickup

Scan Event Code	Carrier Code	Scan Event Message	Package Status Code	Package Status Message	Package Exception Scan Code	Package Exception Scan Message
DE	FDXE	Delivery exception	DE	Delivery exception	A25	Unable to hold at FedEx facility for recipient pickup
DE	FDXE	Delivery exception	DE	Delivery exception	29	Rerouted to revised delivery address
DE	FDXE	Delivery exception	DE	Delivery exception	31	Package at station, arrived after courier dispatch
DE	FDXE	Delivery exception	DE	Delivery exception	42	Business closed – No delivery attempt
DE	FXSP	Delivery exception	DE	Delivery exception	29	Rerouted to revised delivery address
DE	FXSP	Delivery exception	DE	Delivery exception	002	Incorrect address
DE	FXSP	Delivery exception	DE	Delivery exception	004	Customer not available or business closed – Please contact local Post Office to pick up or reschedule delivery
DE	FXSP	Delivery exception	DE	Delivery exception	004	Customer not available or business closed – Please contact local Post Office to pick up or reschedule delivery
DE	FXSP	Delivery exception	DE	Delivery exception	006	Refused by recipient
DE	FXSP	Delivery exception	DE	Delivery exception	017	Rerouted to correct delivery address
DE	FXSP	Delivery exception	DE	Delivery exception	099	Unable to deliver – Please contact shipper/merchant for details
DE	FXSP	Delivery exception	DE	Delivery exception	017	Rerouted to correct delivery address
DE	FXSP	Delivery exception	DE	Delivery exception	099A	Damaged, unable to deliver shipment – Please contact shipper/merchant for details

Scan Event Code	Carrier Code	Scan Event Message	Package Status Code	Package Status Message	Package Exception Scan Code	Package Exception Scan Message
DL	FDXC	Delivered	DL	Delivered	N/A	N/A
DL	FXCC	Delivered	DL	Delivered	N/A	N/A
DL	FXCC	Delivered	DL	Delivered	SPOT	Trailer at consignee location for unloading
DL	FDXG	Delivered	DL	Delivered	005	Delivered to recipient at <>
DL	FDXG	Delivered	DL	Delivered	005	Delivered to recipient at FedEx facility
DL	FDXG	Delivered	DL	Delivered	009	N/A
DL	FDXG	Delivered	DL	Delivered	013	N/A
DL	FDXG	Delivered	DL	Delivered	014	<> Signature Service not requested.
DL	FDXG	Delivered	DL	Delivered	018	N/A
DL	FDXG	Delivered	DL	Delivered	021	Signature on file
DL	FDXG	Delivered	DL	Delivered	026	Package returned to shipper
DL	FXFR	Delivered	DL	Delivered	CDLVD	N/A
DL	FXFR	Delivered	DL	Delivered	D1	N/A
DL	FXFR	Delivered	DL	Delivered	DLVRD	N/A
DL	FXFR	Delivered	DL	Delivered	SPOT	Trailer at consignee location for unloading
DL	FDXE	Delivered	DL	Delivered	005	Delivered to recipient at <>
DL	FDXE	Delivered	DL	Delivered	005	Delivered to recipient at <>
DL	FDXE	Delivered	DL	Delivered		N/A
DL	FDXE	Delivered	DL	Delivered	A5	U.S. Postal Service Delivered
DL	FDXE	Delivered	DL	Delivered	02	<> Package delivered to recipient address – release authorized.
DL	FDXE	Delivered	DL	Delivered	04	Delivered to address other than recipient
DL	FDXE	Delivered	DL	Delivered	06	Address corrected – Delivery completed

Scan Event Code	Carrier Code	Scan Event Message	Package Status Code	Package Status Message	Package Exception Scan Code	Package Exception Scan Message
DL	FDXE	Delivered	DL	Delivered	09	Damaged, delivery completed
DL	FDXE	Delivered	DL	Delivered	11	C.O.D. payment received
DL	FDXE	Delivered	DL	Delivered	16	Payment received
DL	FDXE	Delivered	DL	Delivered	24	Customer access delay
DL	FEDEX_OFF ICE	Order Completed	DL	Order Completed	N/A	N/A
DL	FEDEX_OFF ICE	Order Completed	DL	Order Completed	775	Order picked up at FedEx Office
DL	FEDEX_OFF ICE	Order Completed	DL	Order Completed	778	N/A
DL	FEDEX_OFF ICE	Order Completed	DL	Order Completed	778e	N/A
DL	FXSP	Delivered	DL	Delivered	N/A	N/A
DL	FXSP	Delivered	DL	Delivered	09	Damaged, delivery completed
DL	FXSP	Delivered	DL	Delivered	A5	Package delivered by U.S. Postal Service to addressee
DL	FXSP	Delivered	DL	Delivered	A8	Canada Post delivered
DP	FDXC	Left origin	LO SP	In transit or Multiple statuses	N/A	Flight <>
DP	FXCC	Departed origin service center	ED	Enroute to delivery	DI	On trailer <>
DP	FXCC	At local service center	ED	Enroute to delivery	AR	On trailer <>
DP	FXCC	At local service center	ED	Enroute to delivery	DI	On trailer <>
DP	FXCC	At local service center	ED	Enroute to delivery	P1	On trailer <>
DP	FXCC	At local service center	ED	Enroute to delivery	X4	On trailer <>
DP	FDXG	Left FedEx origin facility	LO	In transit	N/A	N/A

Scan Event Code	Carrier Code	Scan Event Message	Package Status Code	Package Status Message	Package Exception Scan Code	Package Exception Scan Message
DP	FDXG	Left FedEx origin facility	LO	In transit	NEL	Next scheduled tracking update: <> <>, <>
DP	FDXG	Departed FedEx location	DP	Departed FedEx location	N/A	N/A
DP	FDXG	Departed FedEx location	DP	Departed FedEx location	NEL	Next scheduled tracking update: <> <>, <>S
DP	FDXG	Departed FedEx location	IT	In transit	069	N/A
DP	FXFR	Received from broker	CC	Int'l shipment release	RCBRK	International shipment release
DP	FXFR	Left FedEx origin facility	LO	In transit	DI	On trailer <>
DP	FDXE	Departed FedEx location	DP	Departed FedEx location		N/A
DP	FDXE	Left FedEx origin facility	IT	In transit		N/A
DP	FXSP	Departed from Canada Post shipping location	IT	In transit	N/A	N/A
DP	FXSP	Departed FedEx location	DP	Departed FedEx location	N/A	N/A
DS	FXCC	Vehicle dispatched	DS	Vehicle dispatched	N/A	N/A
EA	FDXE	US export approved	DS	US export approved		N/A
HP	FXCC	Held at local facility for recipient pickup	HL	Held for pick up	WILCL	N/A
HP	FDXG	Held at local facility for recipient pickup	HL	Held for pick up	015	Package available for pickup
HP	FDXG	Held at local facility for recipient pickup	HL	Held for pick up	015A	Package available for pickup at <>: <>
HP	FDXE	Held at local facility for recipient pickup	HL	Held for pick up	015A	Package available for pickup at <>: <>
HP	FXFR	Held at local facility for recipient pickup	HL	Held for pick up	WILCL	N/A

Scan Event Code	Carrier Code	Scan Event Message	Package Status Code	Package Status Message	Package Exception Scan Code	Package Exception Scan Message
HP	FDXE	Held at local facility for recipient pickup	HL	Held for pick up		Package available for pickup at <>: <>
HP	FXSP	Item held at delivery office	HL	Item held at delivery office	N/A	N/A
IP	FDXG	In FedEx possession	IP	In FedEx possession	084	Tendered at FedEx location
IP	FDXG	In FedEx possession	SE	Shipment exception	098A	Package received after final location pickup has occurred. Scheduled for pickup next business day.
IT	FDXC	In transit	IT SP	In transit or Multiple statuses	N/A	Flight <>, TACM <>
IT	FXCC	Enroute to origin airport	EO	Enroute to origin airport	N/A	N/A
IT	FXCC	Enroute to pickup	EP	Enroute to pickup	N/A	N/A
IT	FXCC	Last known vehicle location	ED	Enroute to delivery	N/A	N/A
IT	FXCC	Last known vehicle location	EP	Enroute to pickup	N/A	N/A
IT	FXCC	Plane in flight	PF	Plane in flight	N/A	N/A
IT	FDXG	In transit	IT	In transit	038	N/A
IT	FDXG	In transit	IT	In transit	040	N/A
IT	FDXG	In transit	IT	In transit	048	Enroute to Puerto Rico
IT	FDXG	In transit	IT	In transit	049	Enroute to Hawaii
IT	FDXG	In transit	IT	In transit	050	Enroute to Canada
IT	FDXG	In transit	IT	In transit	065	N/A
IT	FDXG	In transit	IT	In transit	069	N/A
IT	FDXG	In transit	IT	In transit	073	Tendered to customs broker
IT	FDXG	In transit	IT	In transit	077	Tendered to customs broker

Scan Event Code	Carrier Code	Scan Event Message	Package Status Code	Package Status Message	Package Exception Scan Code	Package Exception Scan Message
IT	FDXG	In transit	IT	In transit	025	Tendered to authorized agent for final delivery
IT	FDXG	In transit	IT	In transit	028	Tendered to authorized agent for final delivery
IT	FDXG	In transit	IT	In transit	NEL	Next scheduled tracking update: <> <>, <>
IT	FDXG	In transit	IT	In transit (See Details)	CLTNEL	Shipper-loaded trailer said to contain this package. <>
IT	FXFR	In transit	IT	In transit	AR	On trailer <>
IT	FXFR	In transit	IT	In transit	DI	On trailer <>
IT	FXFR	In transit	IT	In transit	P1	On trailer <>
IT	FXFR	In transit	IT	In transit	X4	On trailer <>
IT	FDXE	In transit	IT	In transit		N/A
IT	FDXE	In transit	IT	In transit	03	N/A
IT	FDXE	In transit	IT	In transit	18	N/A
IT	FDXE	In transit	IT	In transit	20	N/A
IT	FDXE	In transit	IT	In transit	21	N/A
IT	FDXE	In transit	IT	In transit	22	N/A
IT	FDXE	In transit	IT	In transit	27	N/A
IT	FDXE	In transit	IT	In transit	29	N/A
IT	FDXE	In transit	IT	In transit	32	N/A
IT	FDXE	In transit	IT	In transit	37	N/A
IT	FDXE	In transit	IT	In transit	45	N/A
IT	FDXE	In transit	IT	In transit	50	N/A
IT	FDXE	In transit	IT	In transit	52	N/A
IT	FDXE	In transit	IT	In transit	54	N/A
IT	FDXE	In transit	IT	In transit	55	N/A
IT	FDXE	In transit	IT	In transit	73	N/A
IT	FDXE	In transit	IT	In transit	74	N/A
IT	FDXE	In transit	IT	In transit	84	N/A

Scan Event Code	Carrier Code	Scan Event Message	Package Status Code	Package Status Message	Package Exception Scan Code	Package Exception Scan Message
IT	FDXE	In transit	IT	In transit	85	N/A
IT	FDXE	In transit	IT	In transit	91	N/A
IT	FDXE	In transit	IT	In transit		N/A
IT	FDXE	In transit	IT	In transit	64	Paperwork available for non-FedEx broker
IT	FDXE	In transit	IT	In transit	67	Tendered to authorized agent for final delivery Tendered to authorized agent for final delivery
IT	FDXE	In transit	IT	In transit	68	N/A
IT	FDXE	In transit	IT	In transit	70	N/A
IT	FDXE	In transit	IT	In transit	71	Package available for clearance
IT	FDXE	In transit	IT	In transit	71	Package available for clearance
IT	FDXE	In transit	IT	In transit	72	Package available for clearance
IT	FDXE	In transit	IT	In transit	75	Package to be cleared by FedEx broker
IT	FDXE	In transit	IT	In transit	77	N/A
IT	FDXE	In transit	IT	In transit	80	Paperwork available
IT	FDXE	In transit	IT	In transit	A2	Departed location
IT	FDXE	In transit	IT	In transit	A1	Expedited to destination
IT	FDXE	In transit	IT	In transit	A4	Tendered to U.S. Postal Service for delivery
IT	FXSP	In transit	IT	In transit	N/A	N/A
IT	FXSP	In transit	AX	At U.S. Postal Service facility	N/A	N/A
IT	FXSP	In transit	IT	In transit	A4	Tendered to U.S. Postal Service for delivery – Allow one to two additional days for delivery

Scan Event Code	Carrier Code	Scan Event Message	Package Status Code	Package Status Message	Package Exception Scan Code	Package Exception Scan Message
IT	FXSP	In transit	AX	At U.S. Postal Service facility	A11	In transit to shipper/merchant
IT	FXSP	In transit	IT	In transit	A10	In transit to local Post Office – Allow two to three additional days for delivery
OC	FXCC	Order created	OC	Order created	N/A	N/A
OC	FDXG	Shipment information sent to FedEx	OC	Shipment information sent to FedEx	N/A	N/A
OC	FDXE	Shipment information sent to FedEx	OC	Shipment information sent to FedEx		N/A
OC	FDXG	Shipment information sent to FedEx	OC	Shipment information sent to FedEx	SLT	Package loaded into trailer by shipper, awaiting pickup
OC	FXFR	Shipment information sent to FedEx	OC	Shipment information sent to FedEx	IB204	N/A
OC	FXSP	Shipment information sent to FedEx	OC	Shipment information sent to FedEx	N/A	N/A
OC	FEDEX_OFF ICE	Order created	OC	Order created	597	N/A
OC	FEDEX_OFF ICE	Order created	OC	Order created	N/A	N/A
OD	FXCC	Out for delivery	ED	Enroute to delivery	CI	On trailer <>
OD	FXCC	Out for delivery	ED	Enroute to delivery	X6	On trailer <>
OD	FDXG	On FedEx vehicle for delivery	OD	On FedEx vehicle for delivery	A7	Scheduled for delivery next business day
OD	FDXG	On FedEx vehicle for delivery	OD	On FedEx vehicle for delivery	041	N/A
OD	FDXG	On FedEx vehicle for delivery	OD	On FedEx vehicle for delivery	092	N/A

Scan Event Code	Carrier Code	Scan Event Message	Package Status Code	Package Status Message	Package Exception Scan Code	Package Exception Scan Message
OD	FXFR	Out for delivery	OD	Out for delivery	CI	On trailer <> Manifest Number <>
OD	FXFR	Out for delivery	OD	Out for delivery	X6	On trailer <> Manifest Number <>
OD	FDXE	On FedEx vehicle for delivery	OD	On FedEx vehicle for delivery		N/A
OD	FXSP	Out for delivery	OD	Out for delivery	N/A	N/A
OX	FXSP	Shipment information sent to U.S. Postal Service	OX	Shipment information sent to U.S. Postal Service	N/A	N/A
SE PD	FXCC	Pickup delay	SE PD	Enroute to pickup/delayed	A1	Mechanical
SE PD	FXCC	Pickup delay	SE PD	Enroute to pickup/delayed	AA	Driver delay
SE PD	FXCC	Pickup delay	SE PD	Enroute to pickup/delayed	A3	Accident
SE PD	FXCC	Pickup delay	SE PD	Enroute to pickup/delayed	C1	Freight not ready
SE PD	FXCC	Pickup delay	SE PD	Enroute to pickup/delayed	C2	Paperwork modification required
SE PD	FXCC	Pickup delay	SE PD	Enroute to pickup/delayed	C3	Waiting to load
SE PD	FXCC	Pickup delay	SE PD	Enroute to pickup/delayed	C5	Customer requested time change
SE PD	FXCC	Pickup delay	SE PD	Enroute to pickup/delayed	DA	No power available
SE PD	FXCC	Pickup delay	SE PD	Enroute to pickup/delayed	D5	No specialized power available
SE PD	FXCC	Pickup delay	SE PD	Enroute to pickup/delayed	DB	Power unit change
SE PD	FXCC	Pickup delay	SE PD	Enroute to pickup/delayed	R2	Shipment specifics changed by customer
SE PD	FXCC	Pickup delay	SE PD	Enroute to pickup/delayed	RF	FBO delay/Fueling delay
SE PD	FXCC	Pickup delay	SE PD	Enroute to pickup/delayed	SA	Service delay

Scan Event Code	Carrier Code	Scan Event Message	Package Status Code	Package Status Message	Package Exception Scan Code	Package Exception Scan Message
SE PD	FXCC	Pickup delay	SE PD	Enroute to pickup/delayed	U1	Origin weather
SE PD	FXCC	Pickup delay	SE PD	Enroute to pickup/delayed	U2	Destination weather
SE PD	FXCC	Pickup delay	SE PD	Enroute to pickup/delayed	U3	Road hazard
SE PD	FXCC	Pickup delay	SE PD	Enroute to pickup/delayed	U4	Restricted travel permit delay
SE PD	FXCC	Pickup delay	SE PD	Enroute to pickup/delayed	U5	Border delay
SE PD	FXCC	Pickup delay	SE PD	Enroute to pickup/delayed	U7	Road construction delay
PM	FEDEX_OFFICE	In Progress	PM	In Progress	N/A	N/A
PM	FEDEX_OFFICE	In Progress	PM	In Progress	598	Order In Production
PM	FEDEX_OFFICE	In Progress	PM	In Progress	771	Order Binned
PM	FEDEX_OFFICE	In Progress	PM	In Progress	772	Order In Production – Hold
PM	FEDEX_OFFICE	In Progress	PM	In Progress	773	Order In Production – Shared
PM	FEDEX_OFFICE	In Progress	PM	In Progress	774	Order In Production – Shared/CFB No Production
PM	FEDEX_OFFICE	In Progress	PM	In Progress	120025	Proof Required
PM	FEDEX_OFFICE	In Progress	PM	In Progress	120026	Proof Pending
PU	FDXC	Picked Up	AF SP	Picked up or Multiple statuses	N/A	N/A
PU	FXCC	Picked Up	EA	Enroute to airport	N/A	N/A
PU	FXCC	Picked Up	ED	Enroute to delivery	N/A	N/A
PU	FXCC	Picked Up	ED	Enroute to delivery	PKUP	On trailer <>

Scan Event Code	Carrier Code	Scan Event Message	Package Status Code	Package Status Message	Package Exception Scan Code	Package Exception Scan Message
PU	FDXG	Picked Up	PU	Picked Up	N/A	N/A
PU	FDXG	Picked Up	PX	Picked Up (See Details)	PLTNEL	Picked up shipper – loaded trailer said to contain this package. <>
PU	FDXG	Picked Up	PU	Picked Up	029	Call Tag package picked up from recipient
PU	FDXG	Picked Up	PU	Picked Up	084	Tendered at FedEx Office
PU	FXFR	Picked Up	PU	Picked Up	PKUP	On trailer <>
IP	FDXE	In FedEx possession	IP	In FedEx possession	A3	Tendered at FedEx location
PU	FDXE	Picked Up	PU	Picked Up	17	Future delivery requested
PU	FDXE	Picked Up	PU	Picked Up	17	Scheduled for export
PU	FDXE	Picked Up	SE	Shipment exception	20	Unacceptable package or incomplete paperwork
IP	FDXE	In FedEx possession	SE	Shipment exception	23	Package received after final location pickup has occurred. Scheduled for pickup next business day.
PU	FDXE	Picked Up	PU	Picked Up	24	Customer access delay
PU	FDXE	Picked Up	SE	Shipment exception	50	Improper or missing paperwork, contact Customer Service
PU	FDXE	Picked Up	SE	Shipment exception	93	Holding for payment
PU	FDXE	Picked Up	PU	Picked Up		N/A
PU	FDXE	Picked Up	PU	Picked Up	16	N/A
PU	FDXE	Picked Up	PU	Picked Up	26	N/A
PU	FDXE	Picked Up	PU	Picked Up	46	N/A
PU	FDXE	Picked Up	PU	Picked Up	86	N/A
PU	FXSP	Picked Up	PU	Picked Up	N/A	N/A

Scan Event Code	Carrier Code	Scan Event Message	Package Status Code	Package Status Message	Package Exception Scan Code	Package Exception Scan Message
RR	FDXG	Hold at FedEx location request received	RR	Hold at FedEx location request received	A12	Check back later for shipment status
RR	FDXE	Hold at FedEx location request received	RR	Hold at FedEx location request received	A12	Check back later for shipment status
RS	FDXG	Returning package to shipper	DE	Delivery exception	026	N/A
RS	FDXG	Returning package to shipper	DE	Delivery exception	030	N/A
RS	FDXG	Returning package to shipper	DE	Delivery exception	060	Unable to deliver shipment – Returning to shipper
RS	FDXG	Returning package to shipper	DE	Delivery exception	060A	Delivery refused – Unable to deliver shipment – Returning to shipper
RS	FDXG	Returning package to shipper	DE	Delivery exception	060B	Damaged in transit – Unable to deliver shipment – Returning to shipper
RS	FDXG	Returning package to shipper	DE	Delivery exception	060C	Notice sent to recipient with no response – Unable to deliver shipment – Returning to shipper
RS	FDXG	Returning package to shipper	DE	Delivery exception	060D	Recipient closed – Unable to deliver shipment – Returning to shipper
RS	FDXG	Returning package to shipper	DE	Delivery exception	060E	Recipient unknown – Unable to deliver shipment – Returning to shipper
RS	FDXG	Returning package to shipper	DE	Delivery exception	060F	Improper shipment – Unable to deliver shipment – Returning to shipper
RS	FDXG	Returning package to shipper	DE	Delivery exception	060G	Shipper requested shipment to be returned – Unable to

Scan Event Code	Carrier Code	Scan Event Message	Package Status Code	Package Status Message	Package Exception Scan Code	Package Exception Scan Message
						deliver shipment – Returning to shipper
RS	FDXG	Returning package to shipper	DE	Delivery exception	060H	Recipient refused to pay duty & tax – Unable to deliver shipment – Returning to shipper
RS	FDXG	Returning package to shipper	DE	Delivery exception	060I	Entry denied by customs – Unable to deliver shipment – Returning to shipper
RS	FDXG	Returning package to shipper	DE	Delivery exception	060J	Shipment was not picked up within required timeframe – Unable to deliver shipment – Returning to shipper
RS	FDXG	Returning package to shipper	DE	Delivery exception	060K	Multiple shipping labels on shipment – Unable to deliver shipment – Returning to shipper
RS	FDXG	Returning package to shipper	DE	Delivery exception	060L	Shipping label separated from shipment – Unable to deliver shipment – Returning to shipper
RS	FDXG	Returning package to shipper	DE	Delivery exception	061	N/A
RS	FDXE	Returning package to shipper	DE	Delivery exception	14	Return tracking number
RS	FXSP	Returning package to shipper	DE	Delivery exception	N/A	N/A
RS	FXSP	Returning package to shipper	DE	Delivery exception	002	Incorrect address, unable to deliver – Returning package to shipper – Please contact shipper/merchant for details
RS	FXSP	Returning package to shipper	DE	Delivery exception	002E	Incorrect address or recipient moved –

Scan Event Code	Carrier Code	Scan Event Message	Package Status Code	Package Status Message	Package Exception Scan Code	Package Exception Scan Message
						Returning package to shipper – Please contact shipper/merchant for details
RS	FXSP	Returning package to shipper	DE	Delivery exception	033	Cannot locate recipient – Returning package to shipper – Please contact shipper/merchant for details
RS	FXSP	Returning package to shipper	DE	Delivery exception	060E	Unable to deliver shipment, recipient unknown – Returning package to shipper – Please contact shipper/merchant for details
RS	FXSP	Returning package to shipper	DE	Delivery exception	060	Unable to deliver shipment – Returning package to shipper – Please contact shipper/merchant for details
SE	FXCC	Shipment exception	SE	Shipment exception	CONT	Ship when capacity available
SE	FXCC	Shipment exception	SE	Shipment exception	EMGNCY	Emergency – Delay in transit
SE	FXCC	Shipment exception	SE	Shipment exception	HZINC	Hazardous material or incompatible item
SE	FXCC	Shipment exception	SE	Shipment exception	LTND	Shipper tendered late – adds one day to transit time
SE	FXCC	Shipment exception	SE	Shipment exception	OFFSHR	Shipment to/from Alaska or Hawaii
SE	FXCC	Shipment exception	SE	Shipment exception	PFF	Product requires protective service
SE	FXCC	Shipment exception	SE	Shipment exception	RECONS	Re-consigned to new consignee
SE	FXCC	Shipment exception	SE	Shipment exception	SMKT	Spot Market Shipment

Scan Event Code	Carrier Code	Scan Event Message	Package Status Code	Package Status Message	Package Exception Scan Code	Package Exception Scan Message
SE	FXCC	Shipment exception	SE	Shipment exception	WEATH	Weather – Delay in transit
SE	FXCC	Shipment exception	SE	Shipment exception	WRKSTP	Work stoppage situation beyond carrier control
SE	FXCC	Shipment exception	SE	Shipment exception	FRYDLY	Ferry – delay in transit
SE	FDXG	Shipment exception	SE	Shipment exception	033	Cannot locate recipient
SE	FDXG	Shipment exception	SE	Shipment exception	045	Improper or missing paperwork –Contact Customer Service
SE	FDXG	Shipment exception	SE	Shipment exception	045A	Improper or missing paperwork – Inadequate descriptions – Contact customer service
SE	FDXG	Shipment exception	SE	Shipment exception	045B	Improper or missing paperwork – Invalid Total value – Contact customer service
SE	FDXG	Shipment exception	SE	Shipment exception	045C	Improper or missing paperwork – Invalid unit value – Contact customer service
SE	FDXG	Shipment exception	SE	Shipment exception	045D	Improper or missing paperwork – Invalid country of origin – Contact customer service
SE	FDXG	Shipment exception	SE	Shipment exception	045E	Improper or missing paperwork – Invalid shipper name and address – Contact customer service
SE	FDXG	Shipment exception	SE	Shipment exception	045F	Improper or missing paperwork – Invalid recipient name and address – Contact customer service

Scan Event Code	Carrier Code	Scan Event Message	Package Status Code	Package Status Message	Package Exception Scan Code	Package Exception Scan Message
SE	FDXG	Shipment exception	SE	Shipment exception	045G	Improper or missing paperwork – Invalid total weight of shipment – Contact customer service
SE	FDXG	Shipment exception	SE	Shipment exception	045H	Improper or missing paperwork – Invalid total packages in shipment – Contact customer service
SE	FDXG	Shipment exception	SE	Shipment exception	045I	Improper or missing paperwork – Invalid currency of settlement – Contact customer service
SE	FDXG	Shipment exception	SE	Shipment exception	045J	Improper or missing paperwork – Invalid total quantity – Contact customer service
SE	FDXG	Shipment exception	SE	Shipment exception	045K	Improper or missing paperwork – Missing Commercial Invoice – Contact customer service
SE	FDXG	Shipment exception	SE	Shipment exception	046	Int'l shipment held
SE	FDXG	Shipment exception	SE	Shipment exception	047	Future delivery requested
SE	FDXG	Shipment exception	SE	Shipment exception	062	Weather delay
SE	FDXG	Shipment exception	SE	Shipment exception	063	Barcode label unreadable and replaced
SE	FDXG	Shipment exception	SE	Shipment exception	077	Held for broker assignment
SE	FDXG	Shipment exception	SE	Shipment exception	077A	Held for broker assignment – FTN is not the broker

Scan Event Code	Carrier Code	Scan Event Message	Package Status Code	Package Status Message	Package Exception Scan Code	Package Exception Scan Message
SE	FDXG	Shipment exception	SE	Shipment exception	097	Improper or missing paperwork – Contact Customer Service
SE	FDXG	Shipment exception	SE	Shipment exception	097A	Improper or missing paperwork – Contact customer service
SE	FDXG	Shipment exception	SE	Shipment exception	097B	Improper or missing paperwork – Contact customer service
SE	FDXG	Shipment exception	SE	Shipment exception	097C	Improper or missing paperwork – Contact customer service
SE	FDXG	Shipment exception	SE	Shipment exception	097D	Improper or missing paperwork – Contact customer service
SE	FDXG	Shipment exception	SE	Shipment exception	097E	Improper or missing paperwork – Invalid Labeling – Contact customer service
SE	FDXG	Shipment exception	SE	Shipment exception	097F	Improper or missing paperwork – Invalid Marking – Contact customer service
SE	FDXG	Shipment exception	SE	Shipment exception	097G	Improper or missing paperwork – Invalid Packaging – Contact customer service
SE	FDXG	Shipment exception	SE	Shipment exception	097H	Improper or missing paperwork – Prohibited material – Contact customer service
SE	FDXG	Shipment exception	SE	Shipment exception	099	Unable to deliver
SE	FDXG	Shipment exception	SE	Shipment exception	099A	Unable to deliver – Damaged package
SE	FDXG	Shipment exception	SE	Shipment exception	099B	Unable to deliver – Refused by shipper & recipient
SE	FDXG	Shipment exception	SE	Shipment exception	099C	Unable to deliver – Possession of

Scan Event Code	Carrier Code	Scan Event Message	Package Status Code	Package Status Message	Package Exception Scan Code	Package Exception Scan Message
						shipment transferred to government warehouse
SE	FDXG	Shipment exception	SE	Shipment exception	099D	Unable to deliver under this tracking number – Multiple shipping labels on shipment
SE	FDXG	Shipment exception	SE	Shipment exception	099E	Unable to deliver – Shipping label separated from shipment
SE	FXFR	Shipment exception	SE	Shipment exception	CONT	Ship when capacity available
SE	FXFR	Shipment exception	SE	Shipment exception	EMGNCY	Emergency – Delay in transit
SE	FXFR	Shipment exception	SE	Shipment exception	HZINC	Hazardous material or incompatible item
SE	FXFR	Shipment exception	SE	Shipment exception	LTND	Shipper tendered late – adds one day to transit time
SE	FXFR	Shipment exception	SE	Shipment exception	OFFSHR	Shipment to/from Alaska or Hawaii
SE	FXFR	Shipment exception	SE	Shipment exception	PFF	Product requires protective service
SE	FXFR	Shipment exception	SE	Shipment exception	RECONS	Reconsigned to new consignee
SE	FXFR	Shipment exception	SE	Shipment exception	SMKT	Spot Market Shipment
SE	FXFR	Shipment exception	SE	Shipment exception	WEATH	Weather – Delay in transit
SE	FXFR	Shipment exception	SE	Shipment exception	UNWEATH	Weather Delay Cleared
SE	FXFR	Shipment exception	SE	Shipment exception	WRKSTP	Work stoppage situation beyond carrier control
SE	FXFR	Shipment exception	SE	Shipment exception	FRYDLY	Ferry – delay in transit

Scan Event Code	Carrier Code	Scan Event Message	Package Status Code	Package Status Message	Package Exception Scan Code	Package Exception Scan Message
SE	FDXE	Shipment exception	SE	Shipment exception	20	Unacceptable or incompatible Hazardous material
SE	FDXE	Shipment exception	SE	Shipment exception	36	FedEx holding package
SE	FDXE	Shipment exception	SE	Shipment exception	38	Airwaybill received without package
SE	FDXE	Shipment exception	SE	Shipment exception	50	Improper or missing international paperwork – contact Customer Service
SE	FDXE	Shipment exception	SE	Shipment exception	52	Held, cleared regulatory agency(s) after aircraft/truck departed
SE	FDXE	Shipment exception	SE	Shipment exception	53	Package part of incomplete shipment
SE	FDXE	Shipment exception	SE	Shipment exception	58	Unable to contact recipient for broker info
SE	FDXE	Shipment exception	SE	Shipment exception	62	Customs paperwork in transit
SE	FDXE	Shipment exception	SE	Shipment exception	78	Holding – recipient not in FedEx service area
SE	FDXE	Shipment exception	SE	Shipment exception	78	Holding – recipient not in FedEx service area
SE	FDXE	Shipment exception	SE	Shipment exception	84	Delay beyond our control
SE	FDXE	Shipment exception	SE	Shipment exception	91	Exceeds Service Limits – Oversized
SE	FDXE	Shipment exception	SE	Shipment exception	91	Exceeds Service Limits – Oversized
TR	FDXC	Delivered to interline carrier	TR	Delivered to interline carrier	N/A	Airline <> – Manifest <>
TR	FXCC	In transit	ED	Enroute to delivery	ILINE	On trailer <>
TR	FXCC	In transit	ED	Enroute to delivery	XOPCO	On trailer <>

Scan Event Code	Carrier Code	Scan Event Message	Package Status Code	Package Status Message	Package Exception Scan Code	Package Exception Scan Message
TR	FDXG	Departed FedEx location	DP	Departed FedEx location	093	N/A
TR	FXFR	Transfer	TR	Transfer	ILINE	Partner/Carrier <> Pro <>
TR	FXFR	Transfer	TR	Transfer	XOPCO	On trailer <>
TR	FDXE	Transfer	TR	Transfer	N/A	N/A

Appendix R: Maximum Field Lengths

Table 270. Maximum Field Lengths


Field	Length	Format
Commodity Description	70	Varchar
Commodity Part Number	20	Varchar
Commercial Invoice Comments	444	Varchar
Declared Value	11.2	Numeric only (No commas, decimal points or "\$"). Two decimal placed implied.
Dept/Notes	30	Varchar
Freight To Collect Amount	10.2	Numeric only (No commas, decimal points or "\$"). Two decimal placed implied.
Height	3	Numeric
Length	3	Numeric
Recipient Address 1	35	Varchar
Recipient Address 2	35	Varchar
Recipient City	20	Varchar
Recipient Code	20	Varchar
Recipient Company Name	35	Varchar
Recipient Contact Name	35	Varchar
Recipient Phone	15	Varchar
Recipient State	2	Varchar
Recipient ZipCode	5	Varchar
Reference	35	Varchar

Field	Length	Format
Sender Address 1	35	Varchar
Sender Address 2	35	Varchar
Sender City	20	Varchar
Sender Company Name	35	Varchar
Sender Contact Name	35	Varchar
Sender Meter Number	9	Numeric
Sender Phone	15	Varchar
Sender State	2	Varchar
Sender ZipCode	5	Varchar
ShipDate	8	CCYYMMDD
Shipment Contents	70	Varchar
Total Weight	8.1	Numeric
Tracking Number	15	Numeric
Width	3	Numeric

Appendix S: FedEx Express Plain Paper

The area of the label shown in the following graphic is the most important part of a FedEx Express plain paper label. Pay close attention to the format and the data. This information is vital for the successful and timely delivery of your customers' packages.

Figure 10. FedEx Express Plain Paper



Note: Font and layout requirements for following labels will only be listed for those fields not included on previous labels in this section.

Figure 11. Layout Requirements for Multiple-Piece Shipment Master Label



Figure 12. Font Requirements for Multiple-Piece Shipment Master Label



Figure 13. International Multiple Piece Shipment Child Label

LEGAL TERMS AND CONDITIONS OF FEDEX SHIPPING DEFINITIONS. On this Air Waybill, "we", "our", "us", and "FedEx" refer to Federal Express Corporation, its subsidiaries and branches and their respective employees, agents, and independent contractors. The terms "you" and "your" refer to the shipper, its employees, principals and agents. If your shipment originates outside the United States, your contract of carriage is with the FedEx subsidiary, branch or independent contractor who originally accepts the shipment from you. The term "package" means any container or envelope that is accepted by us for delivery, including any such items tendered by you utilizing our automated systems, meters, manifests or waybills. The term "shipment" means all packages which are tendered to and accepted by us on a single Air Waybill. AIR CARRIAGE NOTICE. For any international shipments by air, the Warsaw Convention, as amended, may be applicable. The Warsaw Convention, as amended, will then govern and in most cases limit FedEx's liability for loss, delay of, or damage to your shipment. The Warsaw Convention, as amended, limits FedEx's liability. For example in the U.S. liability is limited to \$9.07 per pound (208 per kilogram), unless a higher value for carriage is declared as described below and you pay any applicable supplementary charges. The interpretation and operation of the Warsaw Convention's liability limits may vary in each country. There are no specific stopping places which are agreed to and FedEx reserves the right to route the shipment in any way FedEx deems appropriate. ROAD TRANSPORT NOTICE. Shipments transported solely by road to or from a country which is a party to the Warsaw Convention or the Contract for the International Carriage of Goods by Road (the "CMR") are subject to the terms and conditions of the CMR, notwithstanding any other provision of this Air Waybill to the contrary. For those shipments transported solely by road, if a conflict arises between the provisions of the CMR and this Air Waybill, the terms of the CMR shall prevail. LIMITATION OF LIABILITY. If not governed by the Warsaw Convention, the CMR, or other international treaties, laws, other government regulations, orders, or requirements, FedEx's maximum liability for damage, loss, delay, shortage, mis-delivery, non-delivery, misinformation or failure to provide information in connection with your shipment is limited by this Agreement and as set out in the terms and conditions of the contract of carriage. Please refer to the contract of carriage set forth in the applicable FedEx Service Guide or its equivalent to determine the contractual limitation. FedEx does not provide cargo liability or all-risk insurance, but you may pay an additional charge for each additional U.S. \$100 (or equivalent local currency for the country of origin) of declared value for carriage. If a higher value for carriage is declared and the additional charge is paid, FedEx's maximum liability will be the lesser of the declared value for carriage or your actual damages. LIABILITIES NOT ASSUMED. IN ANY EVENT, FEDEX WON'T BE LIABLE FOR ANY DAMAGES, WHETHER DIRECT, INDIRECT, INCIDENTAL, SPECIAL OR CONSEQUENTIAL IN EXCESS OF THE DECLARED VALUE FOR CARRIAGE (INCLUDING BUT NOT LIMITED TO LOSS OF INCOME OR PROFITS) OR THE ACTUAL VALUE OF THE SHIPMENT, IF LOWER, WHETHER OR NOT FEDEX HAD ANY KNOWLEDGE THAT SUCH DAMAGES MIGHT BE INCURRED. FedEx won't be liable for your acts or omissions, including but not limited to incorrect declaration of cargo, improper or insufficient packaging, securing, marking or addressing of the shipment, or for the acts or omissions of the recipient or anyone else with an interest in the shipment or violations by any party of the terms of this agreement. FedEx won't be liable for damage, loss, delay, shortage, mis-delivery, non-delivery, misinformation or failure to provide information in connection with shipments of cash, currency or other prohibited items or in instances beyond our control, such as acts of God, perils of the air, weather conditions, mechanical delays, acts of public enemies, war, strike, civil commotion, or acts or omissions of public authorities (including customs and health officials) with actual or apparent authority. NO WARRANTY. We make no warranties, express or implied. CLAIMS FOR LOSS, DAMAGE OR DELAY. ALL CLAIMS MUST BE MADE IN WRITING AND WITHIN STRICT TIME LIMITS. SEE OUR TARIFF, APPLICABLE FEDEX SERVICE GUIDE, OR STANDARD CONDITIONS OF CARRIAGE FOR DETAILS. The Warsaw Convention provides specific written claims procedures for damage, delay or non-delivery of your shipment. Moreover, the interpretation and operation of the Warsaw Convention's claims provisions may vary in each country. Refer to the Convention to determine the claims period for your shipment. The right to damages against us shall be extinguished unless an action is brought within two years, as set forth in the Convention. FedEx is not obligated to act on any claim until all transportation charges have been paid. The claim amount may not be deducted from the transportation charges. If the recipient accepts the shipment without noting any damage on the delivery record, FedEx will assume the shipment was delivered in good condition. In order for us to consider a claim for damage, the contents, original shipping carton and packing must be made available to us for inspection. MANDATORY LAW. Insofar as any provision contained or referred to in this Air Waybill may be contrary to any applicable international treaties, laws, government regulations, orders or requirements such provisions shall remain in effect as a part of our agreement to the extent that it is not overridden. The invalidity or unenforceability of any provisions shall not affect any other part of this Air Waybill. Unless otherwise indicated, FEDERAL EXPRESS CORPORATION, 2005 Corporate Avenue, Memphis, TN 38132, USA, is the first carrier of this shipment. Email address located at www.fedex.com.

After printing this label:
CONSIGNEE COPY - PLEASE PLACE IN FRONT OF POUCH
 1. Fold the printed page along the horizontal line.
 2. Place label in shipping pouch and affix it to your shipment.

ORIGIN: DCHKA (512) 222-4444
 TO: 13 CORP LOAD
 TOL: 18
 1000 FEDEX GND
 WEST WING
 MEMPHIS TN 38125 US
 SIGN: JUL 13 CORP LOAD

SHIP DATE: 28APR15
 C/O: 10210 N 18
 C/O: 1510047370/MSX13100
 DIMS: 108x53x IN
 BILL SENDER

TO: TC 016 US EXP LABELS
 RECIPIENT COMPANY
 RECIPIENT ADDRESS 1
 SHIP TO STREET
 QUEBEC PQ G1R2L7
 (901) 263-5555
 INV
 P.O.
 DEPT.
 REF: CUSTOMER REFERENCE FIELD
 (CA)
 539J17278/31D0




The information on this label is provided in accordance with the export administration regulations. Dimensional conformity to US 16M 5 is prohibited.

2 of 2

MPS# 7949 6932 2253
 0441
 MS# 7949 6932 1625
 0430
XQ YQBA
 INTL PRIORITY
 ASR
 G1R2L7
 PQ,CA YMX



PM



J152015042202uv

Figure 14. International Multiple Piece Shipment Master Label

LEGAL TERMS AND CONDITIONS OF FEDEX SHIPPING DEFINITIONS. On this Air Waybill, "we", "our", "us", and "FedEx" refer to Federal Express Corporation, its subsidiaries and branches and their respective employees, agents, and independent contractors. The terms "you" and "your" refer to the shipper, its employees, principals and agents. If your shipment originates outside the United States, your contract of carriage is with the FedEx subsidiary, branch or independent contractor who originally accepts the shipment from you. The term "package" means any container or envelope that is accepted by us for delivery, including any such items tendered by you utilizing our automated systems, meters, manifests or waybills. The term "shipment" means all packages which are tendered to and accepted by us on a single Air Waybill. AIR CARRIAGE NOTICE: For any international shipments by air, the Warsaw Convention, as amended, may be applicable. The Warsaw Convention, as amended, will then govern and in most cases limit FedEx's liability for loss, delay of, or damage to your shipment. The Warsaw Convention, as amended, limits FedEx's liability. For example in the U.S. liability is limited to \$9.07 per pound (205 per kilogram), unless a higher value for carriage is declared as described below and you pay any applicable supplementary charges. The interpretation and operation of the Warsaw Convention's liability limits may vary in each country. There are no specific stopping places which are agreed to and FedEx reserves the right to route the shipment in any way FedEx deems appropriate. ROAD TRANSPORT NOTICE: Shipments transported solely by road to or from a country which is a party to the Warsaw Convention or the Contract for the International Carriage of Goods by Road (the "CMR") are subject to the terms and conditions of the CMR, notwithstanding any other provision of this Air Waybill to the contrary. For those shipments transported solely by road, if a conflict arises between the provisions of the CMR and this Air Waybill, the terms of the CMR shall prevail. LIMITATION OF LIABILITY: If not governed by the Warsaw Convention, the CMR, or other international treaties, laws, or other government regulations, orders, or requirements, FedEx's maximum liability for damage, loss, delay, shortage, mis-delivery, nondelivery, misinformation or failure to provide information in connection with your shipment is limited by this Agreement and as set out in the terms and conditions of the contract of carriage. Please refer to the contract of carriage set forth in the applicable FedEx Service Guide or its equivalent to determine the contractual limitation. FedEx does not provide cargo liability or all-risk insurance, but you may pay an additional charge for each additional U.S. \$100 (or equivalent local currency for the country of origin) of declared value for carriage. If a higher value for carriage is declared and the additional charge is paid, FedEx's maximum liability will be the lesser of the declared value for carriage or your actual damages. LIABILITIES NOT ASSUMED: IN ANY EVENT, FEDEX WON'T BE LIABLE FOR ANY DAMAGES, WHETHER DIRECT, INDIRECT, INCIDENTAL, SPECIAL OR CONSEQUENTIAL IN EXCESS OF THE DECLARED VALUE FOR CARRIAGE (INCLUDING BUT NOT LIMITED TO LOSS OF INCOME OR PROFITS) OR THE ACTUAL VALUE OF THE SHIPMENT, IF LOWER, WHETHER OR NOT FEDEX HAD ANY KNOWLEDGE THAT SUCH DAMAGES MIGHT BE INCURRED. FedEx won't be liable for your acts or omissions, including but not limited to incorrect declaration of cargo, improper or insufficient packaging, securing, marking or addressing of the shipment, or for the acts or omissions of the recipient or anyone else with an interest in the shipment or violations by any party of the terms of this agreement. FedEx won't be liable for damage, loss, delay, shortage, mis-delivery, non-delivery, misinformation or failure to provide information in connection with shipments of cash, currency or other prohibited items or in instances beyond our control, such as acts of God, perils of the air, weather conditions, mechanical delays, acts of public enemies, war, strike, civil commotion, or acts or omissions of public authorities (including customs and health officials) with actual or apparent authority. NO WARRANTY: We make no warranties, express or implied. CLAIMS FOR LOSS, DAMAGE OR DELAY: ALL CLAIMS MUST BE MADE IN WRITING AND WITHIN STRICT TIME LIMITS. SEE OUR TARIFF, APPLICABLE FEDEX SERVICE GUIDE, OR STANDARD CONDITIONS OF CARRIAGE FOR DETAILS. The Warsaw Convention provides specific written claims procedures for damage, delay or non-delivery of your shipment. Moreover, the interpretation and operation of the Warsaw Convention's claims provisions may vary in each country. Refer to the Convention to determine the claims period for your shipment. The right to damages against us shall be extinguished unless an action is brought within two years, as set forth in the Convention. FedEx is not obligated to act on any claim until all transportation charges have been paid. The claim amount may not be deducted from the transportation charges. If the recipient accepts the shipment without noting any damage on the delivery record, FedEx will assume the shipment was delivered in good condition. In order for us to consider a claim for damage, the contents, original shipping carton and packing must be made available to us for inspection. MANDATORY LAW: Insofar as any provision contained or referred to in this Air Waybill may be contrary to any applicable international treaties, laws, government regulations, orders, or requirements such provisions shall remain in effect as a part of our agreement to the extent that it is not overridden. The invalidity or unenforceability of any provisions shall not affect any other part of this Air Waybill. Unless otherwise indicated, FEDERAL EXPRESS CORPORATION, 2005 Corporate Avenue, Memphis, TN 38192, USA, is the first carrier of this shipment. Email address located at www.fedex.com.

After printing this label:
CONSIGNEE COPY - PLEASE PLACE IN FRONT OF POUCH
 1. Fold the printed page along the horizontal line.
 2. Place label in shipping pouch and affix it to your shipment.

ORIGIN ID: HKAA (512) 222-4444
 JULY 13 CORP LOAD
 TC 18
 1000 FEDEX GND
 WEST WING
 MEMPHIS, TN 38125 US
 SIGN: JULY 13 CORP LOAD

SHIP DATE: 28 APR 15
 TOT WGT: 20.00 LB
 CAD: 100047370MWSX13100
 DIMS: 108x5x3 IN
 BILL SENDER
 NO EE: 30370


TO: **TC 016 US EXP LABELS**
RECIPIENT COMPANY
RECIPIENT ADDRESS 1
SHIP TO STREET
QUEBEC PQ G1R2L7
 (901) 283-5555
 INV INVOICE NUMBER
 PO: PURCHASE ORDER
 REF: CUSTOMER REFERENCE
 DEPT:

(CA)
 539J17278/G1D0

1 of 2

TK# 7949 6932 1625
 0430
 ## MASTER ##
XQ YQBA
 INTL PRIORITY
 ASR
 G1R2L7
 PQ-CA YMX

PMI



J152015042262uv




Figure 15. C.O.D. Return Label (ASTRA Block)

ORIGIN ID:NQAA 1234567890 TC 050 US EXP LABELS JAN 12-CL SHIP TO RECIPIENT CMPNY SHIP TO STREET ADDRESS LINEONE SHIP TO STREET ADDRESS LINETWO BAR, GA 30052 UNITED STATES US	CAD: 100047370/WSX13100 BILL SENDER
TO TC 050 US EXP LABELS JAN 12-CL SNDRCONNM SHIPPER ADDRESS LINE 1 SHIPPER ADDRESS LINE 2 MEMPHIS TN 38107	
9012636716 INV: PO:	REF: TC 050 US EXP LABELS JAN 12-CL DEPT:
 	
 	
TRK# <input type="text" value="0321"/> 7949 6932 2779	STANDARD OVERNIGHT COD RETURN 38107
COD AMOUNT 750.00USD UNSECURED	TN-US
	

539,1172763100

01520150420100

Figure 16. Priority Saturday Delivery Label (ASTRA Block)

Saturday Service
Highlight
CourierNew Bold 10pt

PRIORITY SATURDAY
#####

TRK# 7905 7442 3862 I CHM 0201 Deliver By:
30SEP08

MEM A4

38655 -MS-US
RES

X0 UOXA



Figure 17. FedEx 1Day Freight Saturday Delivery Label

ORIGIN ID: COSR (998) 787-8787 TC019 JUN12 US DOM SNDRCONNM SHIPPER ADDRESS LINE 1 SHIPPER ADDRESS LINE 2 COLORADO SPRINGS, CO 80903 UNITED STATES US	SHIP DATE: 01MAY15 ACTWGT: 151.00 LB CAD: 100047370/W/SX12800 DIMS: 40x50x15 IN BILL SENDER
---	---

TO **SHIP TO CONTACT NAME**
SHIP TO RECIPIENT COMPANY
SHIP TO STREET ADDRESS LINE ONE
TC019 JUN12 US DOM
MEMPHIS TN 38125

(998) 787-8787 REF:
 INV: DEPT:
 PO:

539J1727831D0






J162016042201ur

SATURDAY H1
1 DAY FRT

TRK# **7949 6934 7018**
0201

X0 OLVRT




38125
TN-US **OLV**



Figure 18. 2Day Saturday Delivery

ORIGIN ID: COSA (998) 787-8787 TC019 JUN12 US DOM SNDRCONNM SHIPPER ADDRESS LINE 1 SHIPPER ADDRESS LINE 2 COLORADO SPRINGS, CO 80903 UNITED STATES US	SHIP DATE: 30APR15 ACTWGT: 15.00 LB CAD: 100047370/WWSX12800 DIMS: 4x5x5 IN BILL SENDER
TO SHIP TO CONTACT NAME SHIP TO RECIPIENT COMPANY SHIP TO STREET ADDRESS LINEONE TC019 JUN12 US DOM MEMPHIS TN 38125	
(998) 787-8787 INV: PO:	REF: DEPT:
	
  J16201604201ur	
SATURDAY 4:30P ** 2DAY **	
TRK# 0201	7949 6934 9227
X0 HCAA	38125 TN-US MEM
	

Figure 19. 2Day Delivery

<p>From: (222) 333-4444 Test ShipperName Test Shipper Company 2925 Embassy Parkway Suite 10 Akron, OH 44333</p>	<p>Origin ID: CAKA</p>		<p>Ship Date: 14DEC11 Adv/Wgt: 3.0 LB CAD: 2287157/VISX12650</p>
<p>SHIP TO: (111) 222-3333 Attn: Recipient Test Recipient Company 912 North Walnut **TEST LABEL - DO NOT SHIP** Maryville, MO 64468</p>			<p>Delivery/Address Bar Code </p>
<p>BILL SENDER</p>			<p>Ref# 12345678901234567890 Invoice # PO # Dept #</p>
	<p>FRI - 16 DEC A5 ** 2DAY **</p>		
			<p>TRK# 7947 9307 4744 0201 TS STJA 64468 MO-US MCI</p>
			

2Day Delivery Service
 Precede and follow 2Day
 with asterisks (**) - Courier
 New Bold 7 pt

Figure 20. Priority Alert Delivery

ORIGIN ID: NQAA (901) 263-6716 TC 050 US EXP LABELS JAN 12-CL SNDRCONNM SHIPPER ADDRESS LINE 1 SHIPPER ADDRESS LINE 2 MEMPHIS, TN 38107 UNITED STATES US	SHIP DATE: 28APR15 ACTWGT: 10.00 LB CAD: 100047370/WSX12750 DIMS: 25x20x20 IN BILL SENDER
TO TC 050 US EXP LABELS JAN 12-CL SHIP TO RECIPIENT CMPNY SHIP TO STREET ADDRESS LINEONE SHIP TO STREET ADDRESS LINETWO BAR GA 30052	
(123) 456-7890 INV: PO:	REF: TC 050 US EXP LABELS JAN 12-CL DEPT:
	
	FedEx Express  J152015042201ur
TRK# 0710 7949 6932 9085	WED - 29 APR 10:30A PRIORITY OVERNIGHT *PA 30052 GA-US ATL
XH SSIA	
	

539J1727831D0

FedEx Express Special Handling Codes

Table 271. FedEx Express Special Handling Codes

Code	Description
ADG	Accessible Dangerous Goods
IDG	Inaccessible Dangerous Goods
ASR	Adult Signature Required
DSR	Direct Signature Required
ISR	Indirect Signature Required
HLD	Hold at Location
ICE	Dry Ice
CES	FedEx International Controlled Export (FICE)
CLR	Customs Cleared
BSO	Broker Select
ISD	Inside Delivery
PA	Priority Alert
RES	Residential Delivery
PVC	Piece Count Verification
TPC	Third Party Consignee

Figure 21. FedEx Express Domestic Inaccessible Dangerous Goods with Dry Ice and Adult Signature Required

ORIGIN ID: COSA (998) 787-8787 JAN11 CL SNDRCONNM SHIPPER ADDRESS LINE 1 SHIPPER ADDRESS LINE 2 COLORADO SPRINGS, CO 80903 UNITED STATES US	SHIP DATE: 28APR15 ACTWGT: 20.00 LB CAD: 100047370/VVSVX12600 DIMS: 10x5x5 IN BILL SENDER
TO SHIP TO CONTACT NAME SHIP TO RECIPIENT COMPANY SHIP TO STREET ADDRESS LINE ONE TC#014 WALCOTT IA 52773 (998) 787-8787 REF: INV: DEPT: PO:	
   	
TRK# 0201 7949 6933 2770	THU - 30 APR 4:30P ** 2DAY ** IDG ICE ASR 52773 IA-US CID
	

For shipments with dry ice, the "Dry Ice:" label and actual weight in either LBS or KGS are printed in the Miscellaneous Data section of the label in Arial Narrow 8pt font.

Figure 22. Requirements for International Single Piece Label

The diagram shows a sample international shipping label with several callout boxes providing requirements for each section:

- Shipper Information Block:** All info - Arial 8pt U/L except where noted. Origin Location ID - U. Sender City - Arial Bold 8pt. Sender State - Arial Bold 8pt U. Sender Postal Code - Arial Bold 8pt. Sender Country - Arial Bold.
- FedEx Logo Block:** FedEx Logo - graphics image. ID Box - 0.50" sq & 0.075" font. Company Identifier Letter E, G, F, or C (E for Express) - Arial Bold 36pt U.
- Recipient Information:** Ship To label - Arial Bold 8pt U. Ship To Phone Number - Arial 8pt. Payment Type - Arial Bold 8pt U. Name and Address Lines - Arial Narrow 12pt U/L. Ship To City - Arial Narrow Bold 14pt U/L. Ship To State/Province - Arial Narrow Bold 14pt U. Ship To Postal Code - Arial Narrow Bold 14pt. Ship To Country Name and Country Code - Arial Narrow Bold 10pt.
- Instruction Label:** "CONSIGNEE COPY - PLEASE PLACE IN POUCH" - Arial Bold 9pt U.
- 2D Barcode Block:** 2D PDF-417 ANSI/MH 10 barcode (S1,S=5) Wapsw Statement - Arial Narrow 6pt.
- Miscellaneous Data:** Arial Narrow 8pt U/L except where noted: Actual Ship Date - U. Actual Weight: "LB" or "KG" and "MAN-WGT" - U. Account Number Type "S", "R", or "O" - U.
- Misc. International Data:** Reference Label: "REF" - Arial Narrow 8pt U. Reference Data - Arial Narrow 8pt U/L. Description-1 thru 4 Label - Arial 8pt U. Description-1 thru 4 Data - Arial 8pt U/L. EEI: NDR Label - Arial 8pt U. EEI: NDR Data - Arial 8pt U/L. COUNTRY MFG: Label and Data - Arial 8pt U. CARRIAGE VALUE Label and Data - Arial 8pt U. CUSTOMS VALUE Label and Data - Arial 8pt U. T/C and D/T Account Types: S, R, or O - Label and Data - Arial 8pt U. SIGN: Label - Arial 8pt U. Sender Signature Data - Arial 8pt U/L. EIN/VAT: Label and Data - Arial 8pt U.

The label itself contains the following information:

From: (123) 456-7890 Origin ID: C05A Ship Date: 06/JUN/11 Dim: 5 X 5 X 5 IN
 Shipper Line 1 Shipper Line 2 Act/Wgt: 8.5 LB CAD: T0320BWDK02950
 Shipper Street Address Line 1 Shipper Street Address Line 2 City, State or Province Code Postal Code Country Code
 Recipient Line 1 Recipient Line 2 Recipient Street Address Line 1 Recipient Street Address Line 2 City, State or Province Code Postal Code Country Code
 REF: International Priority Envelope
 DESC-1: A900
 DESC-2:
 DESC-3:
 DESC-4:
 EEI: NO EEI 30 37(B)
 COUNTRY MFG: US
 CARRIAGE VALUE
 CUSTOMS VALUE: 100.00 USD
 T/C: S 700248836 D/T: S 700248836
 SIGN: Sender Name
 EIN/VAT
 PNG TYPE: ENV
 TRKA 7948 0175 0715
 (6439)
 XV YQBA
 PM
 INTL PRIORITY
 RES
 G1R 2L7
 PO-CA
 YMX
 CONSIGNEE COPY - PLEASE PLACE IN POUCH

Figure 23. FedEx International Priority Label with Broker Select Option

ORIGIN ID: NQAA (901) 263-6716 TC 016 US EXP LABELS JAN 12-CLCL SNDRCONNM SHIPPER ADDRESS LINE 1 SHIPPER ADDRESS LINE 2 MEMPHIS, TN 38107 US SIGN: TC 016 US EXP LABELS	SHIP DATE: 28APR15 ACTWGT: 15.00 LB CAD: 100047370AWSX13100 BILL SENDER NO EEI 30.37(f)
TO TC 016 US EXP LABELS JAN 12-CLCL RECIPIENT COMPANY RECIPIENT ADDRESS 1 SHIP TO STREET ADDRESS LINETWO QUEBEC PQ G1R2L7 (901) 263-5555 REF: TC 016 US EXP LABELS JAN 12-CLCL INV: PO: DEPT:	
	
TI the United States in accordance with the export administration regulations. Diversion contrary to US law is prohibited.	
TRK# 7949 6933 7381 0430	PM INTL PRIORITY BSO DSR BSO G1R 2L7 PQ-CA YMX
	

539,11727831D0

(CA)



Figure 24. FedEx International Priority Label with Broker Select Option Airway Bill



ORIGIN ID: NQAA (901) 263-6716 TC 016 US Exp Labels JAN 12-CLCL SndrConnm Shipper Address Line 1 Shipper Address Line 2 Memphis, TN 38107 UNITED STATES, US	Ship Date: 28APR15 ActWgt: 15.00 LB CAD: 100047370/WSX13100 EIN/VAT:
TO TC 016 US Exp Labels JAN 12-CLCL	(901) 263-5555
Recipient Company Recipient Address 1 SHIP TO STREET ADDRESS LINETWO QUEBEC, PQ G1R2L7	FedEx Express (CA)  AWB J152015042220uv
	XQ YQBA DSR BSO PKG TYPE: BOX BSO
TRK# 7949 6933 7381 Form 0430	BROKER,PH#,CITY,COUNTRY/ZIP AAAA 1234567890 QUEBEC, CA G1R2L7
INTL PRIORITY BSO	
REF: TC 016 US Exp Labels JAN 12-CLCL DESC1: BOOKS DESC2: DESC3: DESC4: EEI: NO EEI 30.37(f)	
COUNTRY MFG: US CARRIAGE VALUE: 2000.00 USD CUSTOMS VALUE: 25000.00 USD	SIGN: TC 016 US Exp Labels T/C: S 150067065 D/T: R 150067065
These commodities, technology, or software were exported from the United States in accordance with the export administration regulations. Diversion contrary to US law is prohibited.	
The Montreal or Warsaw Convention may apply and will govern and in most cases limit the liability of Federal Express for loss or delay of or damage to your shipment. Subject to the conditions of the contract on the reverse.	
FEDEX AWB COPY - PLEASE PLACE IN POUCH	

Figure 25. International Single Piece Label with Electronic Trade Documents

Shipper Information Block
 All info - Arial 8pt U/L, except where noted.
 Origin Location ID - U
 Sender City - Arial Bold 8pt
 Sender State - Arial Bold 8pt
 8pt U
 Sender Postal Code - Arial Bold 8pt
 Sender Country - Arial Bold

FedEx Logo Block
 FedEx Logo - graphics image
 ID Box - 0.50" sq & 0.075" font
 Company Identifier Letter E, G, F, or C (E for Express) - Arial Bold 36pt U

Recipient Information
 Ship To label - Arial Bold 8pt U
 Ship To Phone Number - Arial 8pt
 Payment Type - Arial Bold 8pt U
 Name and Address Lines - Arial Narrow 12pt U/L
 Ship To City - Arial Narrow Bold 14pt U/L
 Ship To State/Province - Arial Narrow Bold 14pt U
 Ship To Postal Code - Arial Narrow Bold 14pt
 Ship To Country Name and Country Code - Arial Narrow Bold 10pt

Instruction Label
 "CONSIGNEE COPY - PLEASE PLACE IN POUCH" - Arial Bold 8pt U

2D Barcode Block
 2D PDF-417 ANSI/MH 10 barcode (51,5=5)
 Warsaw Statement - Arial Narrow 8pt

Miscellaneous Data
 Arial Narrow 8pt U/L except where noted:
 Actual Ship Date - U
 Actual Weight: "LB" or "KG" and "MAN.WGT" - U
 Account Number Type "S", "R", or "O" - U

Misc. International Data
 Reference Label: "REF" - Arial Narrow 8pt U
 Reference Data - Arial Narrow 8pt U/L
 Description-1 thru 4 Label - Arial 8pt U
 Description-1 thru 4 Data - Arial 8pt U/L
 EEI: NDR Label - Arial 8pt U
 EEI: NDR Data - Arial 8pt U/L
 COUNTRY MFG: Label and Data - Arial 8pt U
 CARRIAGE VALUE Label and Data - Arial 8pt U
 CUSTOMS VALUE Label and Data - Arial 8pt U
 T/C and D/T Account Types: S, R, or O - Label and Data - Arial 8pt U
 SIGN: Label - Arial 8pt U
 Sender Signature Data - Arial 8pt U/L
 EIN/VAT: Label and Data - Arial 8pt U

Label Content:
 From: (122) 436-7550 Origin ID: COSA
 Ship Date: 06JAN11
 ActWgt: 55.9 LB
 CAD: 783283MWSX02450 Dim: 7 X 5 X 5 IN
 Ship To: (122) 436-7550 BILL SENDER
 Recipient Line 1
 Recipient Line 2
 Recipient Street Address Line 1
 Recipient Street Address Line 2
 City, State or Province Code Postal Code
 Country Code
 REF: DESC-1: actual
 DESC-2:
 DESC-3:
 DESC-4:
 EEI: NO EEI 30.36
 COUNTRY MFG: US
 CARRIAGE VALUE
 CUSTOMS VALUE: \$1.00 CAD
 T/C: S 700348836
 SIGN: ESDS Test Sender
 EIN/VAT:
 PKG TYPE: CUSTOMER
 ETD
 TRKR 7948 0175 1343
 8481
XQ YQBA
 PM
 INTL PRIORITY
 RES ETD
 G1R 2L7
 PG-CA
 YMX
 These conditions, benefits, or services apply to the United States only and do not apply to international shipments. Shipment subject to United States law only.
 The Warsaw Convention may apply and will govern and is made known with the benefit of Federal Express to you in any of its markings on your shipment. Subject to the conditions of the contract.
 www.fedex.com © 2010 FedEx
 8000000000

Appendix T: FedEx Express Thermal Label Samples

Pay close attention to the format and data for FedEx Express thermal label. This information determines the successful and timely delivery of your customers' packages.

Labels should be generated using the test cases (specific to the FedEx software and version you are certifying on). Using the provided test cases will facilitate your quality check prior to label submission and will fully test label functionality, including maximum field lengths and formats.

Figure 26. FedEx Express Thermal Label Sample

ORIGIN ID: HKAA (123) 456-7890 Shipper Line 1 Shipper Line 2 Shipper Street Address Line 1 Shipper Street Address Line 2 City, State or Province Code Postal Code Country Code SIGN: Shipper Line 1	SHIP DATE: 06JUN11 ACTWGT: 0.5 LB CAD: 7032838/WSX12650 DIMS: 10x10x10 IN BILL SENDER NO EEI 30.36
TO Recipient Line 1 Recipient Line 2 Recipient Street Address Line 1 Recipient Street Address Line 2 City, State or Province Code Postal Code Country Code	
(123) 456-7890 INV: VSVSDVYTYNVN PO:	TEMPORARY EXPORT OTHER: JHAIJKDJKSJJKCSJCSJ DEPT:
	
 <small>J112011420125</small>	
<small>These commodities, technology, or software were exported from the United States in accordance with the export administration regulations. Diversion contrary to US law is prohibited.</small>	
AM	
TRK# 7948 0175 0851 <small>0430</small>	INTL PRIORITY BSO
XQ YBYA	BSO
	V5K 4A1
	BC-CA YVR
	

Appendix U: FedEx Ground Plain Paper Labels

The following label shows the elements of a FedEx Ground plain paper label. Pay close attention to this area in terms of formatting and data. This information will determine successful and timely delivery of your customers' packages.

Labels should be generated using the test cases (specific to the FedEx software and version you are certifying on). Using the provided test cases will facilitate your quality check prior to label submission and will fully test label functionality, including maximum field lengths and formats.

Figure 27. Label Layout Requirements




Figure 28. United States Home Delivery 1D Barcode Label

From: (412)222-4444 TC 070-JAN13CL WSVC(US)GND Bar code Dept 100000 FedEx Cnd Drive fourth floor West Wing Pittsburgh, PA 15108 US		Ship Date: 28NOV12 Act Wgt: 10.0 LB CAD: 100039139/WSX12900 Dims: 108 X 5 X 5 IN
SHIP TO: (412)123-4567 BILL THIRD PARTY	Ref # Invoice # PO # Dept # Ship ID	
TC 070-JAN13CL WSVC(US)GND SHIP TO COMPANY ME WITH LG30		
SHIP TO STREET ADDRESS LINE ONE AT35 SHIP TO STREET ADDRESS LINETWO AT35 RECIPIENT CITY USA T, MA 02747 US	APPOINTMENT	
	TRK# 7948 1678 9317	
	02747	
	9622 0859 1 (000 045 9419) 4 00 7948 1678 9317	
		
	<small>9622085910000459419400794816789317</small>	

Note: Font and layout requirements for this label and following labels will only be listed for those fields not included on previous labels in this section.

Figure 29. Return Label

From: (123) 456-7890 Shipper Line 1 Shipper Line 2 Shipper Street Address Line 1 Shipper Street Address Line 2 City, State or Province Code Postal Code Country Code	  <small>J11201 104290 125</small>	Dims: 5 X 5 X 5 IN CAD: 100005066/WSX12650
SHIP TO: (123) 456-7890 Recipient Line 1 Recipient Line 2 Recipient Street Address Line 1 Recipient Street Address Line 2 City, State or Province Code Postal Code Country Code	BILL THIRD PARTY	Ref # NAFTA_COO Invoice # PO # Dept # Ship ID
	RMA # <small>Return Reason: ReturnShipmentReason</small>	RETURN
	TRK# 7948 0175 1994 52773 9622 0131 4 (000 813 0914 6) 00 7948 0175 1994 	

Figure 30. HazMat Label



Figure 31. C.O.D. Return Label




Figure 32. FedEx International Ground Label



Appendix V: FedEx Ground Thermal Label Samples

The area of the label shown in the following graphic is the most important part of a FedEx Ground thermal label. Pay particular attention to this area in terms of formatting and data. This information will determine successful and timely delivery of your customers' packages. The human readable portion above the barcode image will be masked on the labels.

Figure 33. Is Part of a FedEx Ground thermal label

Labels should be generated using the test cases (specific to the FedEx software and version you are certifying on). Using the provided test cases will facilitate your quality check prior to label submission and will fully test label functionality, including maximum field lengths and formats.

Figure 34. Layout Requirements for FedEx Ground U.S. Label

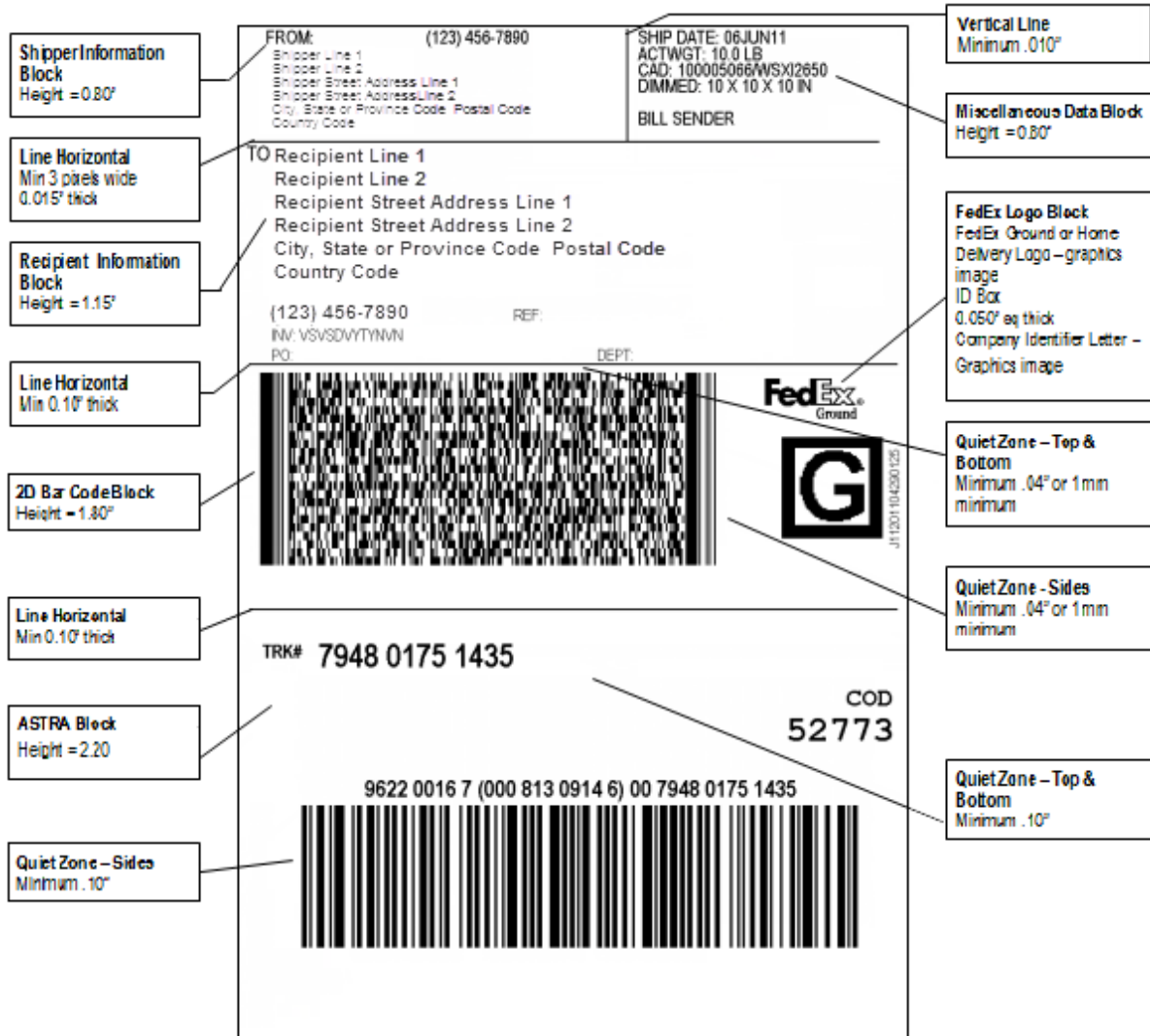


Figure 35. Font Requirements for FedEx Ground U.S. Label

Shipper Information Block
All info - Arial Narrow 8pt
U/L except as noted
Shipper State - U

Recipient Information
Phone # - Arial Bold 8pt
"TO" - Arial Narrow 8pt U
Name and Address Lines -
Arial Bold 8pt U/L
City - Arial Bold 10pt U/L
State & Postal Code - Arial
Bold 10 pt U
Country Code - Arial Bold 10pt
U

Reference Information
Reference Numbers 1 - 5
Arial Narrow 8pt U/L
Ref#/Inv#/IDept#/PC#/RMA#

2D Bar Code
2D PDF-417 ANSI MH 10
Font - S=1, S=5
Size 10 mil

Tracking Number
Courier New Bold 10pt

"96" Bar Code
UCC/EAN-128
H = 1.4"
Size 17 - 20mil

Miscellaneous Data
All info - Arial Narrow 8pt U/L
except as noted
Ship Date - U

FedEx Ground Logo
Graphics Image

ID Box
0.50" sq thick
Company Identifier Letter -
Graphics Image

CLS Version Identifier
Arial Narrow 6pt U/L

Label Content:
FROM: (123) 456-7890
SHIP DATE: 06JUN11
Shipper Line 1
ACTWGT: 10.0 LB
Shipper Line 2
CAD: 100005066/WSX12650
Shipper Street Address Line 1
DIMMED: 10 X 10 X 10 IN
Shipper Street Address Line 2
BILL SENDER
City, State or Province Code, Postal Code
TO Recipient Line 1
Recipient Line 2
Recipient Street Address Line 1
Recipient Street Address Line 2
City, State or Province Code, Postal Code
(123) 456-7890
REF:
INV: VSVDVYTYNWN
PC: DEPT:
FedEx Ground
G
J11201104280125
TRK# 7948 0175 1435
COD
52773
9622 0016 7 (000 813 0914 6) 00 7948 0175 1435

Figure 36. Layout and Font Requirements for FedEx Home Delivery U.S. Label

From: Person Name Company Name Street Line 1 Street Line 2 City, State or Province Code Postal Code (111) 222-3333	Ship Date: 02AUG06 Actual Wgt: 60 LB System#: 123456FXR30761 Account: S 123456789
TO: Person Name Company Name Street Line 1 Street Line 2 City, State or Province Code Postal Code (CC)	(123) 123-1234  
Re# Inv# PO#	Dept#
	
	
Part # 123456-789 R/T 09/13 : GND Prepaid	(1234567) 1234567 12345678 COD




Text 2
 Service Identifier: "COD" or
 "ECOD" - Arial 10pt U/L

Note: Font requirements for this label and following labels will only be listed for those fields not included on previous labels in this section.

Figure 37. FedEx Ground U.S. C.O.D. Inbound Shipping Label



Figure 38. FedEx Ground U.S. C.O.D. Outbound Payment Label


<p>Shipper Information Block Mail Check To Label – Arial Bold 8pt U All info – Arial Narrow 8pt U/L except as noted Shipper State – U</p>	<p>MAIL CHECK TO: Shipper Line 1 Shipper Line 2 Shipper Street Address Line 2 Shipper Street Address Line 2 City, State or Province Code Postal Code</p> <p>Ship Date: 06JUN11 Regular C.O.D. COD</p>
<p>COD Service Identifier Description: 'Regular C.O.D.' Arial 12pt U/L Label: 'COD' – Arial Bold 24 U</p>	<p>TO Recipient Line 1 Recipient Line 2 Recipient Street Address Line 1 Recipient Street Address Line 2 City, State or Province Code Postal Code Country Code</p> <p>9876543210   <small>J11201104321126</small></p>
<p>COD Service Original Tracking ID Label – Arial 12pt U Original Tracking ID Data – Arial 12pt Reference Number Label – Arial 12pt U Reference Number Data – Arial 12pt COD Amount Label – Arial 12pt U/L COD Amount Data – Arial 12pt COD Currency Type – Arial 12pt U</p>	 <p>ORIGINAL TRACKING ID: 794801750830 REFERENCE NUMBER: 794801750830 C.O.D. Amount: 10.00 USD</p>

Note: Print 2 copies of this label.

Figure 39. FedEx Ground U.S. E.C.O.D. Second Label

<p>ECOD Service Identifier Description: "Electronic C.O.D." - Arial 12pt U/L Label: "ECOD" - Arial Bold 24 U</p>	<p>Deposit Check DO NOT MAIL</p>		<p>Ship Date: 02DC100 Electronic C.O.D. ECOD</p>
<p>ECOD Verbiage "Deposit Check" - Arial Bold 16pt U/L "DO NOT MAIL" - Arial Bold 16pt U</p>	<p>TO Person Name Company Name Street Line 1 Street Line 2 City, State or Province Code Postal Code (CC)</p>		<p>(123) 123-1234   <small>© 2013 FedEx Corp. 0000-012</small></p>
			
<p> <small>0000 1 100100-000 10000-000</small> * ORIGINAL TRACKING ID: 123456789101112 REFERENCE NUMBER: 123456789101 C.O.D. Amount: 10.00 USD</p>			




Figure 40. FedEx Ground U.S. C.O.D. with Guaranteed Funds Label

From: Person Name Company Name Street Line 1 Street Line 2 City, State or Province Code Postal Code (111) 222-3333	Ship Date: 02AUG06 Actual Wgt: 60 LB System#: 123456/FXRS0761 Account: S 123456789
TO: Person Name Company Name Street Line 1 Street Line 2 City, State or Province Code Postal Code Ref#: _____ Inv#: _____ PO#: _____	(123) 123-1234 FedEx Ground (CC) G CL5861385/10/15 Depth#
	
	
Part # 155148-434 NRIIT 6-02 GND Prepaid	(1234567) 1234567 12345678 COD Guaranteed

Text 3
 COD Verbiage: "Guaranteed"
 or "Currency" - Arial 10pt U/L

Note: Ground U.S. E.C.O.D. Labels may also contain the C.O.D. specific wording: "Guaranteed" or "Currency".

Figure 41. FedEx Ground U.S. C.O.D. with Guaranteed Funds Second Label

MAIL CHECK TO Person Name Company Name Street Line 1 Street Line 2 City, State or Province Code Postal Code (111) 222-3333	Ship Date: 02OCT06 Regular C.O.D. COD
TO Person Name Company Name Street Line 1 Street Line 2 City, State or Province Code Postal Code	(123) 123-1234  (CC)  <small>CL5861206/08/15</small>
	
COD Verbiage "GUARANTEED FUNDS!" or "CURRENCY ONLY!" – Arial Bold 18pt U	<p style="text-align: center;">GUARANTEED FUNDS!</p> <p>• ORIGINAL TRACKING ID: 123456789101112 REFERENCE NUMBER: 123456789101 C.O.D. Amount: 10.00 USD</p> <p style="writing-mode: vertical-rl; transform: rotate(180deg);">Part # 198149-424, NRIT 6-C2</p>

Note: Ground U.S. E.C.O.D. 2nd Labels may also contain the C.O.D. specific wording: "GUARANTEED FUNDS!" or "CURRENCY ONLY!".

Figure 42. FedEx Ground Hold at Location Return Thermal Label with 1D Barcode

<p>FROM: (412) 222-4444 TC 031 - JAN 2013 CL WSV C (US) Bar code Dept 100000 FedEx Gnd Drive fourth floor West Wing Pittsburgh PA 15108 US</p>	<p>CAD: 100039139/WSX12900 DIMMED: 108 X 5 X 5 IN BILL SENDER</p>		
<p>TO SHIP TO CONTACT ME WITH LG30 SHIP TO COMPANY ME WITH LG30 FedEx Ground Terminal HAL Address Line 1 HAL Address Line 2 AUSTIN HI 96801 (412) 123-4567</p>			
<p>INV: PO:</p>	<p>REF:</p>	<p>DEPT:</p>	<p>(US) 518630C9365CC</p>
		<p>FedEx Ground</p>	
<p>TRK# 7948 1648 1190</p>		<p>RETURN</p>	
<p>HAL ASR 96801</p>		<p>9622 0355 6 (000 045 9419) 4 00 7948 1648 1190</p>	
			

Figure 43. FedEx Home Delivery U.S. 1D Barcode Label with ORM-D/Limited Quantity

FROM: 90126355550000 Nilesch Dani SN2000 TEST 3350 PEMBROKE RD HOLLYWOOD FL 33021 US	SHIP DATE: 26FEB16 ACTWGT: 9.00 LB CAD: 413039/WSX13100 BILL SENDER
TO Sudarshan Fedex BFL Federal Express	
PARIS TN 38116 7625743 INV: PO:	REF: 1118 HOME DELIVERY DSR DEPT:
(US) 540C1/EE20/727F	
	
FedEx Home Delivery  J161015121801uv	
DATE CERTAIN-MAR 01	
TRK# 5229 4735 9001	DSR 38116
9622 0820 5 (000 524 7434) 2 00 5229 4735 9001 	

Figure 44. FedEx Ground U.S. Third-Party with FedEx Return Manager Label

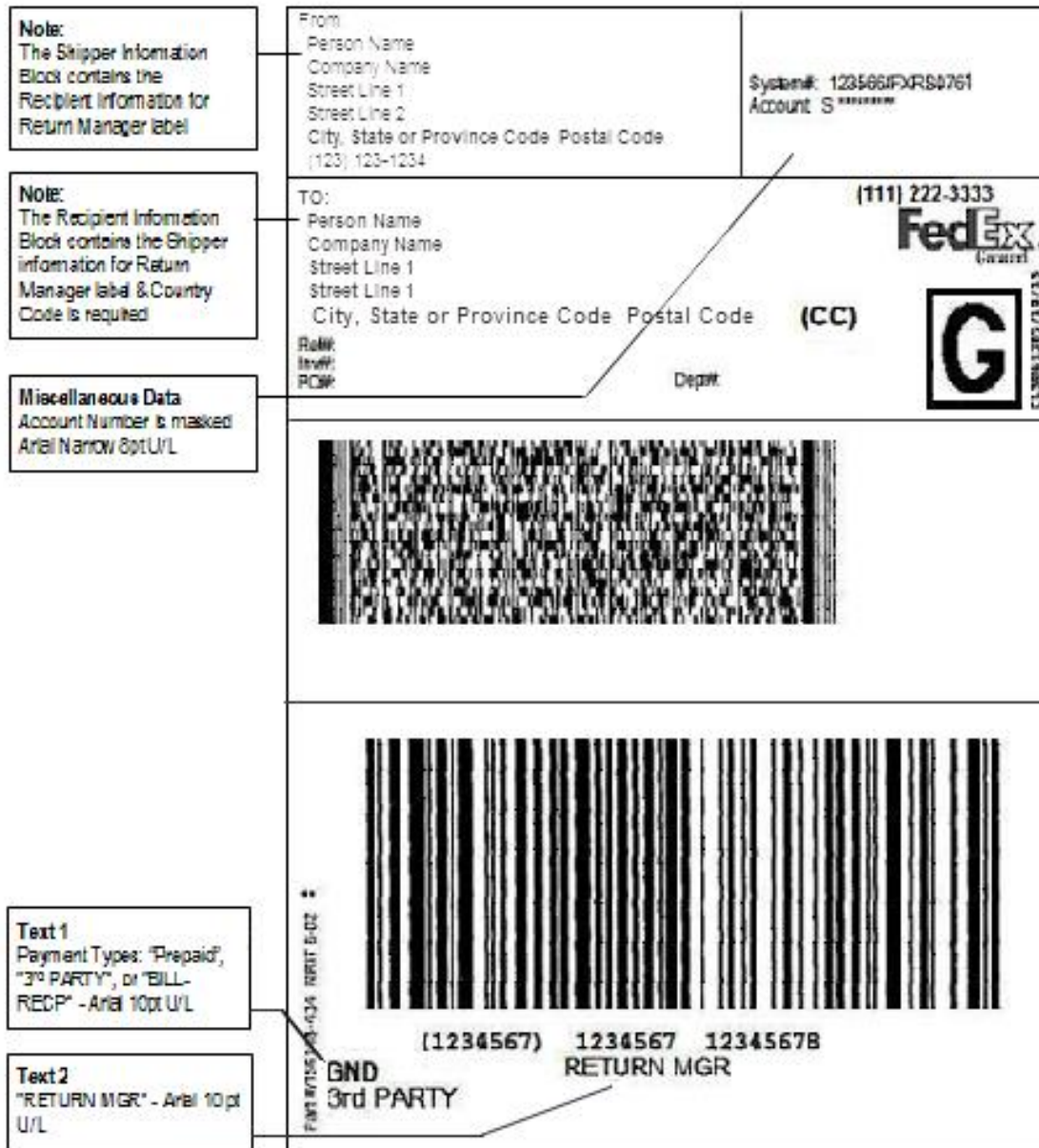


Figure 45. FedEx International Ground Label with 3rd Billing and C.O.D. with Guaranteed Funds

From: Fedex Sender_Name 11 Parkway, fedex Memphis, TN 38116 98754684884	Ship Date: 26FEB16 Act/Wgt: 1.00 LB CAD: 413039/WSX13100	
TO TestRecp Sender_Name 10 Fedex Parkway Reg Testing Addison, ON M1M1M1 REF: Pre EPIC GND RETURN 3rd Party INV: PO:		(080) 552-2713 FedEx Ground  J16101512182126
		
(9612490) 5247434 70000587 INT-GND 3rd PARTY EEI: NO EEI 30.36		COD GUARANTEED

Text 2 and Text 3 Service Codes
 Service Identifier:
 COD or ECOD - Arial 10pt U/L
 COD Verbiage "Guaranteed" or
 "Currency"- Arial 10pt U/L

Service Type
 Arial Narrow Bold 12pt U

Text 1
 Payment Types: "Prepaid",
 '3rd Party', or 'BILL-
 RECAP'-Arial 10pt U/L

SED
 Shipper Export Declaration
 Label; "SED"-Arial 8pt U
 SED Data - Arial 8pt U/L

Figure 46. FedEx Ground U.S. Label with Doc-Tab

Invo: This INV field	Date: 04/06/2006	SHIPPING:	15.95
Cust: Test Case 002-1	Wgt: 12.0 LBS	SPECIAL:	256.04
Dept:	COD:	0.00 HANDLING:	5.00
PO N: This PO# field	DV	50000.00 TOTAL:	276.99

Sves: GND DSR PPD D/V O/S
TRCK: 102282730017498

From: CSP-FEDEX GROUND LABEL EVALU BARCODE DEPARTMENT 10000 FEDEX GND DRIVE FOURTH WEST WING PITTSBURG, PA 15109 (412) 222-4444	Ship Date: 06APR06 ActWgt: 12.0 LB MAN System#: 0750636/CAFE2307 Account: S *****
--	--

TO SHIP TO CONTACT NAME ABCDEFGHIJKLMN(555) 111-111
 SHIP TO COMPANY NAME ABCDEFGHIJKLMN
 SHIP TO STREET ADDRESS LINEONE
 SHIP TO STREET ADDRESS LINETWO
 RECIPIENT CITY USA 2, MA 02747 (US)

FedEx
Ground
B (412) 8872067

G

Ref Test Case 002-thirty character
 Inv This INV field ended at thirty
 PO This PO# field ended at thirty Dept



1
of
2

CPH



(9612015) 1022827 30017498
GND DIRECT SIGN
Prepaid

Appendix W: FedEx SmartPost Label Samples

Pay close attention to the format and data for FedEx SmartPost label. This information determines the successful and timely delivery of your customers' packages.

Labels should be generated using the test cases (specific to the FedEx software and version you are certifying on). Using the provided test cases will facilitate your quality check prior to label submission and will fully test label functionality, including maximum field lengths and formats.

Figure 47. FedEx SmartPost Returns Label

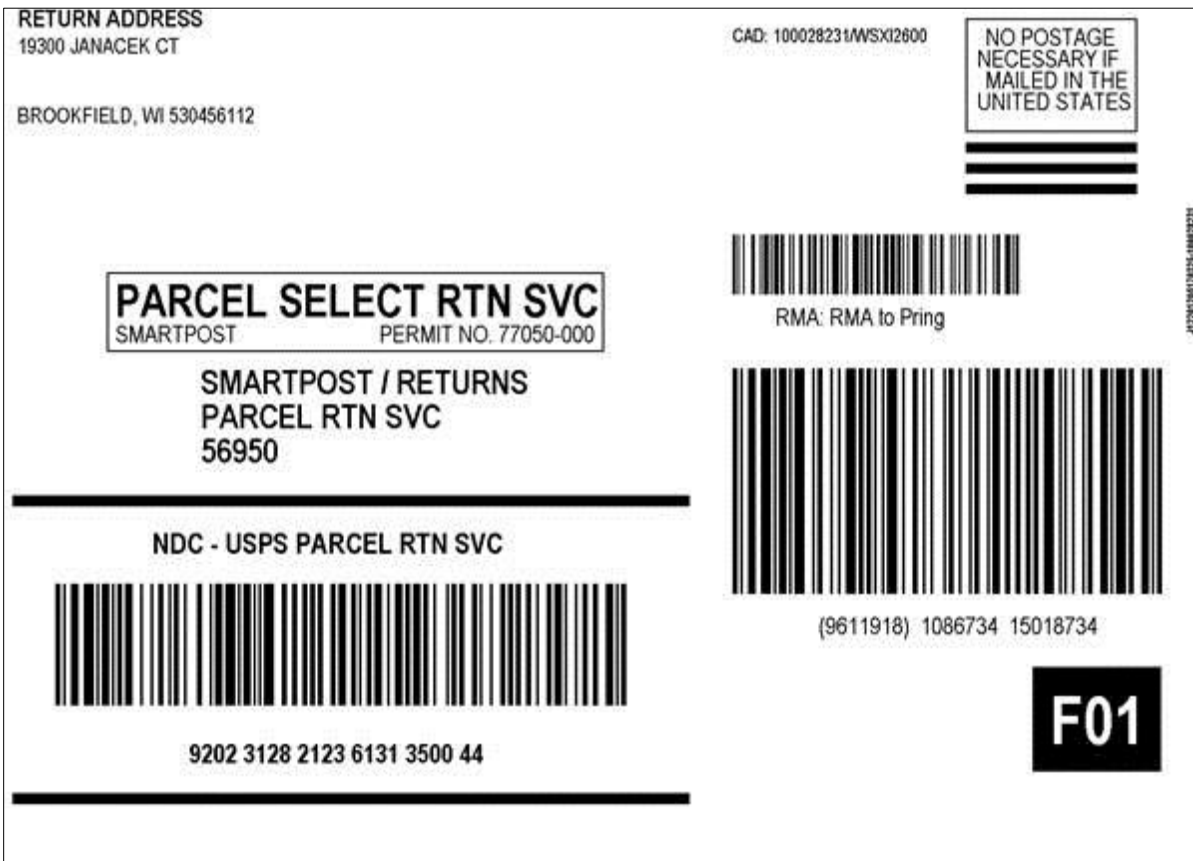




Figure 48. FedEx Ground Thermal SmartPost Label (Large Shipper)



Note: The FedEx SmartPost courier picks up.

Figure 49. FedEx Integrated Label (Small Shipper)



Note: FedEx® Ground courier picks up.

Figure 50. FedEx Ground SmartPost Returns Label



Appendix X: Sample Shipping Documents

Table 272. Shipping Documents


Title	Creation Time	Print Formats	Export to Directory	Multiple Copies	Paper Size
Bill of Lading	Ship Time	RTF, PDF, DOC, TXT	Yes	Yes	8-1/2" x 11"
Commercial Invoice	Ship Time	RTF, PDF, DOC, TXT	Yes	Yes	8-1/2" x 11"
Certificate of Origin	Ship Time	RTF, PDF, DOC, TXT	Yes	No	8-1/2" x 11", A4
FedEx Ground Pickup Manifest	Close	RTF, PDF, DOC	Yes	No	8-1/2" x 11"
FedEx Ground NAFTA COO	Ship Time	RTF, PDF, DOC, TXT	Yes	No	8-1/2" x 11", A4
Ground HazMat OP-900 document	Ship Time	RTF, PDF, DOC	Yes	Yes	8-1/2" x 11"
FedEx Ground OP-950	Ship Time	RTF, PDF, DOC, TXT	Yes	No	8-1/2" x 11", A4
Pro Forma Invoice	Ship Time	RTF, PDF, DOC, TXT	Yes	Yes	8-1/2" x 11", A4

Figure 51. Bill of Lading


Page 1 of 1

UNIFORM STRAIGHT BILL OF LADING ORIGINAL--NOT NEGOTIABLE

SUBJECT TO THE TERMS AND CONDITIONS OF THE UNIFORM BILL OF LADING -- QUESTIONS? CALL 1.866.393.4595



3781929362



Date 01/11/2016

Shipper #

REQUIRED: Please select a service type

FedEx Freight® Priority

FedEx Freight® Economy

Purchase Order #

Shipper #

OPTIONAL: You may select a money-back guarantee delivery (charges and tariff limitations may apply).

A.M. Delivery Close of Business Delivery

SHIPPER (from)		Please provide ZIP codes and phone numbers.		CONSIGNEE (to)	
Shipper CLARIDGE PROD & EQUIP-OUTBOUND	FXF Acct. # XXXX5505	Consignee Humming Birds Feeder		FXF Acct. #	
Attn. to Nilesh	Area Code Phone Number 90126389750000	Attn. to Sally Jones		Area Code Phone Number 9403808200	
Address 501 HIGHWAY 62 55 S		Address 123 MAIN STREET		Address (Street, Dept., Sta., Flr., Apt., Dlx)	
Address (Street, Dept., Sta., Flr., Apt., Dlx)		Address (Street, Dept., Sta., Flr., Apt., Dlx)			
Address		Address			
City HARRISON		City EVERETT			
State/Province AR		Country US		State/Province WA	
ZIP/Postal Code 72601		ZIP/Postal Code 98203		Country US	
Accessorial Charges <input type="checkbox"/> Liftgate <input type="checkbox"/> Inside Pickup <input type="checkbox"/> Limited Access		Accessorial Charges <input type="checkbox"/> Liftgate <input type="checkbox"/> Inside Delivery <input type="checkbox"/> Limited Access			
Shipper Bill of Lading #		<input type="checkbox"/> Custom Delivery Window			
Special Instructions DEMO					

BILL FREIGHT CHARGES TO (if different than above):

Name _____ FXF Acct. # _____ Mailing Address _____

City _____ State _____ ZIP/Postal Code _____ Country _____ Area Code _____ Phone Number _____

Freight charges are **PREPAID** unless marked collect. USD CAD **C.O.D.** **1. The letters "C.O.D." must appear in box before consignee's name above.**

CHECK BOX IF COLLECT **AMOUNT** _____ **2. C.O.D. funds to be collected as:** Certified Funds Company Check Personal Check

3. C.O.D. fee to be paid by: Shipper Consignee

REMIT C.O.D. TO (if different than shipper above):

Name _____ Mailing Address _____

City _____ State _____ ZIP/Postal Code _____ Country _____ Country Code _____ Area Code _____ Phone Number _____

HANDLING UNITS (H/U)	H/U Pkg. TYPE	PIECES	HM (X)	DESCRIPTION OF ARTICLES, KIND OF PACKAGE, SPECIAL MARKS AND EXCEPTIONS (subject to correction)	WEIGHT IN LBS.	NMFC ITEM # (subject to correction)	CLASS	Q/RTS
0	CRT	1		Glass	275.0 LB		050	64.0
0	CRT	1		Glass	275.0 LB		050	64.0
TOTAL WEIGHT					550.0 LB			

TOTAL H/U: 2 ★ **MARK "X" OR "RD" IN THE HM COLUMN TO DESIGNATE HAZARDOUS MATERIALS OR REPORTABLE QUANTITY AS DEFINED IN DOT REGULATIONS.**

HM EMERGENCY CONTACT PHONE NUMBER

HM EMERGENCY RESPONSE PROVIDER PERSON or CONTRACT #

NOTE (1) Where the rate and carrier's liability for loss or damage may be dependent on value, shippers must state specifically in writing the agreed or declared value of the property as follows: "The agreed or declared value of the property is specifically stated by the shipper to be not exceeding \$50 per _____"

NOTE (2) Liability limitations for loss or damage on this shipment shall be applicable as provided by contract or in the current NMFC or this carrier's governing tariffs. See FXF 100 Series Rules Tariff for complete limited liability provisions. Carrier's maximum standard liability is limited to \$25 per pound per package for NEW articles and \$50 per pound per package (or its equivalent in Mexican Pesos (MXN) or Canadian Dollars (CAD), at the rate of exchange which is in effect at the place and on the date of shipment) for USED or RECONDITIONED articles. In no case shall carrier liability exceed \$100,000 per occurrence (or its equivalent in MXN or CAD at the rate of exchange which is in effect at the place and on the date of shipment) for NEW articles or \$10,000 per occurrence (or its equivalent in MXN or CAD at the rate of exchange which is in effect at the place and on the date of shipment) for USED or RECONDITIONED articles. For availability and limits of excess liability coverage and applicable rates and charges, please refer to FXF 100 Series Rules Tariff. Not selecting an additional coverage option is considered to be a waiver of same and standard liability coverage will apply.

Articles are **NEW** and require Excess Liability Coverage in the amount of _____

USD CAD MXN per _____ or c/kg. **Additional charges will apply.**

Articles are **USED or RECONDITIONED** and require Excess Liability Coverage. **Additional charges will apply.**

NOTE (3) Certain articles requiring special or additional care or attention in handling or stowing must be so marked and packaged as to ensure safe transportation with ordinary care. See Sec. 2(a) of NMFC Item 368.

EE/SED Number or Exception _____ **Phone #** _____

Broker Name _____ **Fax #** _____

FOR FREIGHT COLLECT SHIPMENTS

Subject to Section 7 of conditions of applicable Bill of Lading. If this shipment is to be delivered to the consignee, without recourse on the consignee, the consignee shall sign the following statement. The carrier may decline to make delivery of this shipment without payment of freight and all other lawful charges.

Consignee Signature _____

SHIPPER CERTIFICATION

This is to certify that the above named materials are properly classified, described, packaged, marked and labeled, and are in proper condition for transportation according to the applicable regulations of the Department of Transportation.

Shipper Signature _____ **Date** _____

CARRIER CERTIFICATION


Carrier acknowledges receipt of packages and required placards. Carrier certifies emergency response information was made available and/or carrier has the DOT emergency response guidebook or equivalent document in the vehicle.

DATE	DRIVER/EMPLOYEE NUMBER	PIECE COUNT	TRAILER #

Create your next Bill of Lading online at fedex.com/us/freight/main/ FedEx Freight ©2012/11/3-FXF

Figure 52. Certificate of Origin

CERTIFICATE OF ORIGIN

I  _____ ACO-569274155621

The Undersigned _____ declared that the following mentioned goods shipped via **(FedEx Int'l Priority)** on the date of **(01/16/2016)** consigned to **(Nilesh, Company Name, Federal Express, PARIS, FR, 31201, FR, 7625743)** are the products of **(PR)**

Marks & Numbers	No. Pkgs	Air Waybill #	Weight (lb/kg)	Description of Goods	Country of Mfg
	1	569274155621	150.00 LBS	Accounting Documents	PR

Dated at _____ on _____

 Exporter

Sworn to before me of _____

 Notary Public

The _____ Chamber of Commerce, a recognized Chamber of Commerce under the laws of the State of _____, has examined the manufacturer's invoice or shipper's affidavit concerning the origin of the merchandise and, according to the best of its knowledge and belief, finds the products named originated in **(PR)**

Secretary _____

Figure 53. Commercial Invoice

Commercial Invoice				ECI			
Ship Date:	12/21/2015			International Tracking#:	471939536893		
Purpose:							
	Nbr Pkgs: 1 BAG			ACI-471939536893			
-----				-----			
Shipper				Consignee			
SN2000 TEST				GCIU 1234			
KATRINA CARRIGAN				RedZone Step 045			
3350 PEMBROKE RD				FXRS1300.104			
HOLLYWOOD				FEDEX PARKWAY			
FL	330218320	US	90126355550000	New York			
IRS/EIN/EORI				ON	M1M1M1	CA	1234567890
Food Shipment:	N	PN/EN:		IRS/EIN/EORI:			
-----				-----			
Broker				Importer			
Milesh							
CITY							
	M1M1C3	CA	456456456	IRS/EIN:			
-----				-----			
MARKS/NBRS:	HS CODE:			CTRY MFG:			US
WEIGHT:	1,234.0	LBS	UNIT QTY: 12	UNIT VALUE:	345,345.345345		
COMMODITY VALUE:	4,144,144.14 USD		LICENSE:	EX DATE:			
DESCRIPTION:	Comm Description						
-----				-----			
-----				-----			

Figure 54. NAFTA COO

U.S. DEPARTMENT OF HOMELAND SECURITY
Bureau of Customs and Border Protections

NORTH AMERICAN FREE TRADE AGREEMENT
CERTIFICATE OF ORIGIN
19 CFR 181.11, 181.22

1. EXPORTER NAME AND ADDRESS

2. BLANKET PERIOD (DD/MM/YY)

FROM

TO

TAX IDENTIFICATION NUMBER

3. PRODUCER NAME AND ADDRESS

4. IMPORTER NAME AND ADDRESS

Available to Customs Upon Request

TAX IDENTIFICATION NUMBER

5. DESCRIPTION OF GOODS	6. HS TARIFF CLASSIFICATION NUMBER	7. PREFERENCE CRITERION	8. PRODUCER	9. NET COST	10. COUNTRY OF ORIGIN
200-0300KIT #	8537109070	C	Yes	No	US

I CERTIFY THAT:

- THE INFORMATION ON THIS DOCUMENT IS TRUE AND ACCURATE AND I ASSUME THE RESPONSIBILITY FOR PROVING SUCH REPRESENTATIONS. I UNDERSTAND THAT I AM LIABLE FOR ANY FALSE STATEMENT OR MATERIAL OMISSIONS MADE ON OR IN CONNECTION WITH THIS DOCUMENT;

- I AGREE TO MAINTAIN AND PRESENT UPON REQUEST, DOCUMENTATION NECESSARY TO SUPPORT THIS CERTIFICATE, AND TO INFORM, IN WRITING, ALL PERSONS TO WHOM THE CERTIFICATE WAS GIVEN OF ANY CHANGES THAT COULD AFFECT THE ACCURACY OR VALIDITY OF THIS CERTIFICATE;

- THE GOODS ORIGINATED IN THE TERRITORY OF ONE OR MORE OF THE PARTIES, AND COMPLY WITH THE ORIGIN REQUIREMENTS SPECIFIED FOR THOSE GOODS IN THE NORTH AMERICA FREE TRADE AGREEMENT, AND UNLESS SPECIFICALLY EXEMPTED IN ARTICLE 411 OR ANNEX 401, THERE HAS BEEN NO FURTHER PRODUCTION OR ANY OTHER OPERATION OUTSIDE TERRITORIES OF THE PARTIES; AND

- THE CERTIFICATE CONSISTS OF 1 PAGES, INCLUDING ALL ATTACHMENTS.

11a. AUTHORIZED SIGNATURE

11b. COMPANY

11c. NAME

11d. TITLE

11e. DATE (DD/MM/YY)

08/03/15

11f. (Voice)

TELEPHONE
NUMBER

(Facsimile)

Figure 55. OP-900



 HM Instructions To Shipper: Complete all boxes. Press firmly with ball point pen. All copies must be readable. Remove backing and attach to package near ship- ping label. To Loader: Tear off copy & place in hazardous materials envelope. To Driver: Carry hazardous materials envelope (with these slips) in vehicle cab during transit. OP-900 8/07			<h2 style="margin: 0;">HAZARDOUS MATERIALS</h2>		
	FedEx GROUND SHIPPER NUMBER <input style="width: 100%; height: 20px;" type="text"/>		EMERGENCY CONTACT NUMBER <input style="width: 100%; height: 20px;" type="text"/>		
	Number of packages and type/DOT Shipping Name of Material (Additional Entries If Applicable) <hr style="border-top: 1px dashed black;"/> <hr style="border-top: 1px dashed black;"/>				
	Hazard Class or Division Number		Identification Number	Packing Group	
	Weight	Type DOT Label(s), Ltd. Qty., Special Permit or Required Information			
SHIPPER: Use ball point pen and press firmly when preparing this form.					

Figure 56. OP-950

		JOYCE PETTIT TAV RATE ENSURE TEST				Date : 07/03/12		
OP950A 4/2009		MEMPHIS, TN 38116		Account Number 410259186				
NUMBER AND TYPE OF PACKAGING	IDENTIFICATION NUMBER	DOT SHIPPING NAME OF MATERIAL	HAZARDOUS CLASS OR DIVISION NUMBER	PACKING GROUP	WEIGHT	TYPE DOT LABEL (S), LTD QTY, SPECIAL PERMIT, OR REQUIRED INFORMATION	RECIPIENT NAME AND ADDRESS	TRACK#, Shipper name, Emergency Contact Number
1 BOX	UN1789	HYDROCHLORIC ACID	8 ()	II	0.64 lb.	CORROSIVE	1701 GREENE ST MARIETTA, OH, 45750	014216470000034 Ecolab 8004249300
1 BOX	UN1805	PHOSPHORIC ACID SOLUTION	8 ()	III	0.64 lb.	CORROSIVE	1701 GREENE ST MARIETTA, OH, 45750	014216470000034 Ecolab 8004249300
1 BOX	UN1789	HYDROCHLORIC ACID	8 ()	II	0.64 lb.	CORROSIVE	1701 GREENE ST MARIETTA, OH, 45750	014216470000041 Ecolab 8004249300
1 BOX	UN1805	PHOSPHORIC ACID SOLUTION	8 ()	III	0.64 lb.	CORROSIVE	1701 GREENE ST MARIETTA, OH, 45750	014216470000041 Ecolab 8004249300

THIS IS TO CERTIFY THE ABOVE-NAMED MATERIALS ARE PROPERLY CLASSIFIED, DESCRIBED, PACKAGED, MARKED AND LABELED, AND ARE IN PROPER CONDITION FOR TRANSPORTATION ACCORDING TO THE APPLICABLE REGULATIONS OF THE DEPARTMENT OF TRANSPORTATION.
 HAZARDOUS MATERIALS CAN ONLY BE SHIPPED WITHIN THE 48 CONTIGUOUS STATES VIA GROUND SERVICE.
 HAZARDOUS MATERIALS AND ORM-Ds ARE PROHIBITED FROM BEING SHIPPED TO ALASKA OR HAWAII.
 ALL PACKAGES MUST BE PREPARED IN ACCORDANCE WITH ALL DOT AND FEDEX GROUND REQUIREMENTS.


Printed data valid for FedEx reports only.

SIGNATURE _____

Page 1 of 1

Note: OP950 is deprecated and will be unavailable in a future load.

Figure 57. Hazardous Materials Certification Report

 Date : 10/27/15

Hazardous Material Certification HOLLYWOOD, AL 462051562
Account Number 241775801

Number and Type of Packaging	UN/ID #	Proper Shipping Name	Haz Class or Division #	PG	Quantity	Type DOT Label(s), Special Permit, or Required Information	Recipient Name and Address	Tracking#, Offeror Company Name, Emergency Contact Number
1 steel drum	UN1439	Ammonium dichromate	5.1	II	2 KG		mpnasis koram memphis, TN, 38116	102110315004598 Mohini 00131626799

THIS IS TO CERTIFY THE ABOVE-NAMED, MATERIALS ARE PROPERLY CLASSIFIED, DESCRIBED, PACKAGED, MARKED AND LABELED, AND ARE IN PROPER CONDITION FOR TRANSPORTATION ACCORDING TO THE APPLICABLE REGULATIONS OF THE DEPARTMENT OF TRANSPORTATION. HAZARDOUS MATERIALS CAN ONLY BE SHIPPED WITHIN THE 48 CONTIGUOUS STATES VIA GROUND SERVICE. HAZARDOUS MATERIALS AND ORM-Ds ARE PROHIBITED FROM BEING SHIPPED TO ALASKA OR HAWAII. ALL PACKAGES MUST BE PREPARED IN ACCORDANCE WITH ALL DOT AND FEDEX GROUND REQUIREMENTS.

SIGNATURE _____

Printed data valid for FedEx reports only. Page 1 of 1

Figure 58. Pro Forma Invoice

Pro Forma Invoice					
PRO-583062693219					
Ultimate Destination IN Purpose Gift		No. of Packages 1			
Date of Exportation 14-May-2013		Shipping Label No 583062693219		Currency INR	
Shipper/Exporter Sarana Single Piece 123456789 FXRS_OFFSHORE Intra India Hyderabad, AP 500001 IN Shipper's Reference: Step 00027-01 Food Shipment: N		Consignee: Sarana Recipient FedEx 6194793355 Tamaka Mphasis HYderabad, AP 500078 IN Recipient Tax ID:		Importer Importer Tax ID:	
Country of Mfg	Description of Goods Packaging Type (Customer Package)	Weight (KGS)	Qty	Unit Value	Commodity Value
IN	Accounting Documents	30.60	1	0.00	49.97
Amount in Words: RUPEES FORTY NINE AND PAISE NINETY SEVEN ONLY					
				FREIGHT:	1.00
				INSURANCE:	1.00
				ADDITIONAL CHARGES:	1.00
		TOTAL			Total Customs Value 49.97
		30.60			
				Terms of Sale:	
				Total Invoice Value: 52.97	
SIGNATURE OF SHIPPER/EXPORTER:					
I declare that all the information contained in this invoice is true and correct.					
Sarana 14 May 13					

Figure 59. FedEx Ground Pickup Manifest

FEDEX GROUND PICK-UP MANIFEST							
SN2000 TEST	Account #:	5009122	Date:	01/11/16			
3350 PEMBROKE RD	Meter #:	408927	Page:	Page 1 of 1			
HOLLYWOOD ON N8T1E9 CA							
Tracking#	COD Amount	Decl. Val. (if > \$100)	Oversize I	Oversize II	Add'l Handling	Residential	
	0	0	0	0	0	0	0
Total Packages:							
<p>1. THE LIABILITY OF FEDEX GROUND IS LIMITED TO THE SUM OF \$100.00 PER PACKAGE, UNLESS A HIGHER VALUE IS DECLARED BY A SHIPPER AND AN ADDITIONAL CHARGE IS PAID AT THE RATE SET FORTH IN THE CURRENT FEDEX GROUND RATE SCHEDULE. CLAIMS NOT MADE TO FEDEX GROUND WITHIN 9 MONTHS OF THE SCHEDULED DELIVERY DATE ARE WAIVED.</p> <p>2. THE ENTRY OF A C.O.D. AMOUNT IS NOT A DECLARATION OF VALUE.</p> <p>3. IN NO EVENT SHALL FEDEX GROUND BE LIABLE FOR ANY SPECIAL, INCIDENTAL OR CONSEQUENTIAL DAMAGES, INCLUDING, WITHOUT LIMITATION, LOSS OF PROFITS OR INCOME, WHETHER OR NOT FEDEX GROUND HAD KNOWLEDGE THAT SUCH DAMAGES MIGHT BE INCURRED.</p>							
----- ----- ----- -----							
This section to be completed by Driver			Ground	GNT			
----- ----- ----- -----							
Total Ground Pkgs:	Core Zone	Preprinted Bar Codes		Used:	0		
----- ----- ----- -----							
Total Air Packages:	Pickup Time	Voids:		0			
----- ----- ----- -----							
Driver Number:			Total Packages:		0		
----- ----- ----- -----							
Driver Signature			Total International Packages:		0		
----- ----- ----- -----							
----- ----- ----- -----							
This section completed for spotted trailers							
----- ----- ----- -----							
Shipper Load?	Trailer #:	Data entered by:					
----- ----- ----- -----							

Figure 60. Commodity By Tracking Number Report

T IPDCDR - FedEx IPD/IED/IDF CUSTOMS DETAIL		MAWB: 584784205690	FORM ID: 0491	ORIG ID: NQAA	DEST ID: YBZA	Page 1 of 3
MAWB CONSOLIDATION DETAIL						
Shipment Purpose:		Customer Reference: RedZone Step 013 Intl Express-IPD Maste				
Terms of Sale:	FCA	Currency Code:	USD	Service Type:	18 - IPD	
Bill Trans Charges:	314114728	Weight Type:	LBS	Total Packages:	2.00	
Bill Duties/Taxes/Fees:	314114728	Ship Date:	11JAN2016	Total Addresses:	1.00	
Related Parties:	N					
Exporter/Shipper:			Ship To (Consignee):			
Akshay			FEDERAL EXPRESS			
SN2000 TEST			VIA FEDEX IPD			
Memphis state			6895 Bramalea Rd			
Memphis state line 1			Attn: GTS OPS			
Memphis			Mississauga			
State/Province, Country, Postal: TN, US, 38117			State/Province, Country, Postal: ON, CA, L9Z8Z8			
Phone #: 9012634558		Tax ID#: 123456789		Phone #: 9052936000		Tax ID#: 123456

Appendix Y: Glossary

Table 273. Acronym List and Descriptions

Acronym	Description
\$AW	Alcohol shipment indicator in the customer reference field
ACS	Automated Computer System
ADG	Accessible Dangerous Goods
AES	Automatic Export System
AHC	Additional Handling Charge
AHS	Additional Handling Surcharge
AMBASSADOR	FedEx Revenue International Billing System
AOD	Acknowledgment of Delivery
APAC	Asia Pacific
API	Application Programming Interface
ASCII	American Standard Code for Information Interchange
ASR	Adult Signature Required
ASTRA	Advanced Sorting Tracking Routing Assistance
ATA	Admission Temporaire/ Temporary Admission (combination of French and English phrases)
ATS	Automated Targeting System
BCS	Border Cargo Selectivity
BOL	Bill of Lading
BSO	Broker Select Option
CAD, \$CAD	Canadian Dollars

Acronym	Description
CBP	Customs and Border Protection
CCI	Consolidated Commercial Invoice
CFR	Cost and Freight
CFR or C&F	Cost and Freight: (Destination port - paid to arrival at destination port). Title, risk and insurance cost pass to buyer when delivered on board the ship by seller who pays the transportation cost to the destination port. Used for sea or inland waterway transportation.
CI	Commercial Invoice
CIF	Costs, Insurance and Freight: (Destination port - same as CFR, but includes insurance). Title and risk pass to buyer when delivered on board the ship by seller who pays transportation and insurance cost to destination port. Used for sea or inland waterway transportation.
CIP	Carriage and Insurance Paid To: (Place at destination - CPT, but includes insurance.) Title and risk pass to buyer when delivered to carrier by seller who pays transportation and insurance cost to destination. Used for any mode of transportation.
CIV	Civil End Users
COD, C.O.D.	Collect on Delivery
CPT	Carriage Paid To: (Place at destination - includes all destination port charges). Title, risk, and insurance cost pass to buyer when delivered to carrier or seller who pays transportation and insurance cost to destination. Used for any mode of transportation.
CRN	Child Reference Number
CTS	Common Transaction Set (Tagged Transaction Elements)
DAP	Delivered at Place: Seller pays for carriage to the named place, except for costs related to import clearance, and assumes all risks prior to the point that the goods are ready for unloading by the buyer.
DAT	Delivered at Terminal: Seller pays for carriage to the terminal, except for costs related to import clearance, and assumes all risks up to the point that the goods are unloaded at the terminal.
DEA	Drug Enforcement Agency
DCS	Destination Control Statement

Acronym	Description
DDP	Delivered Duty Paid: (Recipient door - includes all charges origin to destination). Title and risk pass to buyer when seller delivers goods to named destination point cleared for import. Used for any mode of transportation.
DDU	Delivered Duty Unpaid: (Recipient door - excluding duties and taxes). Title, risk and responsibility for vessel discharge and import clearance pass to buyer when seller delivers goods on board the ship to destination port. Used for sea or inland waterway transportation.
DG	Dangerous Goods
DIM weight	Dimensional (volume) weight; the minimum weight allowance for a package of a given size
DOC	Department of Commerce
DOS	Department of State
DOT	Department of Transportation
DSR	Direct Signature Required
DUNS	A number assigned to a firm by Dun and Bradstreet
EAR	Export Administration Regulations
ECI	Electronic Commercial Invoice
ECOD	Electronic Collect on Delivery
EDV	Excess Declared Value
EEI	Electronic Export Information
EIN	Employer Identification Number
EMEA	Europe, the Middle East, and Africa
EOR	Exporter of Record
EPDI	Electronic Package Detail Information
ETD	Electronic Trade Document

Acronym	Description
EU	European Union
EXW	Ex Works: (Factory, mill, warehouse: your door). Title and risk pass to buyer including payment of all transportation and insurance cost from the seller's door. Used for any mode of transportation.
FA	Forwarding Agent
FAS	Free Alongside Ship
FASC	FedEx Authorized ShipCenter®
FCA	Free Carrier: (Pick a place after your origin to start). Title and risk pass to buyer including transportation and insurance cost when the seller delivers goods cleared for export to the carrier. Seller is obligated to load the goods on the Buyer's collecting vehicle; it is the Buyer's obligation to receive the Seller's arriving vehicle unloaded.
FDC	FedEx Cargo
FDCC	FedEx Custom Critical®
FDEG	FedEx Ground®
FDFR	FedEx Freight®
FDXC	FedEx Cargo
FDXE	FedEx Express®
FDXG	FedEx Ground®
FedEx Drop-Off Locator	A convenient way for FedEx Express, FedEx Ground, and FedEx Office customers to find locations that best accommodate their routines or special shipping needs. Locations may be FedEx-staffed or self-service locations, FedEx Office facilities, or FedEx Authorized ShipCenter® locations. Search by zip code, address, or phone number. The Drop-Off Locator provides driving directions and a map for each location.
FHD	FedEx Home Delivery®
FICE	FedEx International Controlled Export

Acronym	Description
FOB	Free On Board: (Port - same as FAS). Risk passes to buyer, including payment of all transportation and insurance cost once delivered on board the ship by the seller. Used for sea or inland waterway transportation.
FTR	Foreign Trade Regulations
FX	FedEx Express®
FXCC	FedEx Custom Critical®
FXF	FedEx LTL Freight®
FXFAM	A.M. Delivery
FXFCB	Close of Business Delivery
FXFR	FedEx Freight®
FXO	FedEx Office®
FXSP	FedEx SmartPost®
GBS	Shipments to B Countries
GIF	Graphics Interchange Format
Girth	Girth is the sum of the four smallest dimensions of a package. $Girth = 2 \times Width + 2 \times Height$ or $(2W + 2H)$.
GST	Goods and Services SalesTax
HAL	Hold At FedEx Location
HazMat	Hazardous Materials
HST	Harmonized Sales Tax
HTML	HyperText Markup Language
HTTP	Hypertext Transfer Protocol
IATA	International Air Transport Association

Acronym	Description
IDD	International DirectDistribution
IDF	International Direct Distribution Freight
IDG	Inaccessible Dangerous Goods
IE	International Economy
IED	International Economy Distribution
IEFS	International Economy Freight Service
IGD	International Ground® Distribution
IGDD	International Ground® Direct Distribution
INCO	International Commercial Terms
IOR	Importer of Record
IP	International Priority
IPBSO	International Priority Broker Select Option
IPD	International Priority Direct Distribution
IPF	International Priority Freight
IPFS	International Priority Freight Service
IRS	Internal Revenue Service
ITAR	International Traffic in Arms Regulations
ITN	Internal Transaction Number
IVA	Impuesto al Valor Agregado (means "value-added tax" in Spanish)
KG or KGS	Kilograms (common abbreviation is kg or kgs)
LAC	Latin America and the Caribbean

Acronym	Description
LB or LBS	Pounds (common abbreviation is lb. or lbs.)
LOCID	Location Identifier
LTL	Less Than Truckload
LVS	Limited Value Shipments
MAWB	Master Air Waybill
MBG	Money Back Guarantee
MPS	Multiple-Piece Shipment
MTW	Multiweight
NAFTA	North America Free Trade Agreement
NMP	New Mexican Peso
ORM-D/Limited Quantity	FedEx Ground HazMat Report
ORM-D	Other Regulated Materials-Domestic
OS	Oversize
Oversize Packages	FedEx Ground. A package whose Length plus Girth (L+2W+2H) is greater than 84 inches is considered to be Oversize. Oversize packages are considered to have a minimum weight of 30 lbs. (or 50 lbs. if the Length plus the Girth is greater than 108 inches) for U.S. shipments and 50 lbs. for Canadian shipments. There is also a maximum allowable size of "Length plus Girth less than or equal to 130 inches," as well as a maximum allowable single dimension of 108 inches.
PAPS	Pre-Arrival Processing System
PHMSA	Pipeline and Hazardous Materials Safety Administration
PIB	Personal, Interoffice, and Business
PNG	Portable Network Graphic, a bitmap image file format
POD	Proof of Delivery

Acronym	Description
PO	Priority Overnight
PO	Purchase Order
POD	Proof of Delivery
Postal Code	Localization code of numbers or letters or both depending on the country. Sometimes referred to as a Zone Improvement Plan (ZIP) code, although this is specific to the U.S.
PR	Puerto Rico
PRO Number	Freight Tracking Number, also called a "progressive number"
PST	Provincial Sales Tax
QST	Quebec Provincial Sales Tax
RET	Routed Export Transaction
RMA	Return Materials Authorization
ROW	Rest of World
SCAC	Standard Carrier Alpha Code
SEL 169	Alcohol Shipment Indicator Sticker
SLAC	Shipper's Load and Count
SOAP	Simple Object Access Protocol
SPOC	Single Point Of Clearance
SPOD	Signature Proof of Delivery
TCN	Transportation Control Number
TD	Transborder Distribution
TPC	Third Party Consignee

Acronym	Description
URSA	Universal Routing and Sorting Aid
US	United States
USD, \$US	U.S. Dollars
USPS	United States Postal Service
VI	Virgin Islands
VICS	Voluntary Interindustry Commerce Solutions
WISC	FedEx Web Integrated Solutions Consultation Team
ZIP	Zone Improvement Plan code

Appendix Z: Track Special Handling Type

Table 274. Track Special Handling Type Valid Values

TrackSpecialHandlingType Valid Values
ACCESSIBLE_DANGEROUS_GOODS
ADULT_SIGNATURE_OPTION
AIRBILL_AUTOMATION
AIRBILL_DELIVERY
ALCOHOL
AM_DELIVERY_GUARANTEE
APPOINTMENT_DELIVERY
BILL_RECIPIENT
BROKER_SELECT_OPTION
CALL_BEFORE_DELIVERY
CALL_TAG
CALL_TAG_DAMAGE
CHARGEABLE_CODE
COD
COLLECT
CONSOLIDATION
CONSOLIDATION_SMALLS_BAG
CURRENCY
CUT_FLOWERS
DATE_CERTAIN_DELIVERY
DELIVERY_ON_INVOICE_ACCEPTANCE
DELIVERY_REATTEMPT
DELIVERY_RECEIPT

TrackSpecialHandlingType Valid Values
DELIVER_WEEKDAY
DIRECT_SIGNATURE_OPTION
DOMESTIC
DO_NOT_BREAK_DOWN_PALLETS
DO_NOT_STACK_PALLETS
DRY_ICE
DRY_ICE_ADDED
EAST_COAST_SPECIAL
ELECTRONIC_COD
ELECTRONIC_SIGNATURE_SERVICE
EVENING_DELIVERY
EXCLUSIVE_USE
EXTENDED_DELIVERY
EXTENDED_PICKUP
EXTRA_LABOR
EXTREME_LENGTH
FOOD
FREIGHT_ON_VALUE_CARRIER_RISK
FREIGHT_ON_VALUE_OWN_RISK
FREIGHT_TO_COLLECT
FULLY_REGULATED_DANGEROUS_GOODS
GEL_PACKS_ADDED_OR_REPLACED
GROUND_SUPPORT_FOR_SMARTPOST
GUARANTEED_FUNDS
HAZMAT

TrackSpecialHandlingType Valid Values
HIGH_FLOOR
HOLD_AT_LOCATION
HOLIDAY_DELIVERY
INACCESSIBLE_DANGEROUS_GOODS
INDIRECT_SIGNATURE_OPTION
INSIDE_DELIVERY
INSIDE_PICKUP
INTERNATIONAL
INTERNATIONAL_CONTROLLED_EXPORT
INTERNATIONAL_MAIL_SERVICE
INTERNATIONAL_TRAFFIC_IN_ARMS_REGULATIONS
LIFTGATE
LIFTGATE_DELIVERY
LIFTGATE_PICKUP
LIMITED_ACCESS_DELIVERY
LIMITED_ACCESS_PICKUP
LIMITED_QUANTITIES_DANGEROUS_GOODS
MARKING_OR_TAGGING
NET_RETURN
NON_BUSINESS_TIME
NON_STANDARD_CONTAINER
NO_SIGNATURE_REQUIRED_SIGNATURE_OPTION
ORDER_NOTIFY
OTHER
OTHER_REGULATED_MATERIAL_DOMESTIC

TrackSpecialHandlingType Valid Values
PACKAGE_RETURN_PROGRAM
PIECE_COUNT_VERIFICATION
POISON
PREPAID
PRIORITY_ALERT
PRIORITY_ALERT_PLUS
PROTECTION_FROM_FREEZING
RAIL_MODE
RECONSIGNMENT_CHARGES
REROUTE_CROSS_COUNTRY_DEFERRED
REROUTE_CROSS_COUNTRY_EXPEDITED
REROUTE_LOCAL
RESIDENTIAL_DELIVERY
RESIDENTIAL_PICKUP
RETURNS_CLEARANCE
RETURNS_CLEARANCE_SPECIAL_ROUTING_REQUIRED
RETURN_MANAGER
SATURDAY_DELIVERY
SHIPMENT_PLACED_IN_COLD_STORAGE
SINGLE_SHIPMENT
SMALL_QUANTITY_EXCEPTION
SORT_AND_SEGREGATE
SPECIAL_DELIVERY
SPECIAL_EQUIPMENT
STANDARD_GROUND_SERVICE

TrackSpecialHandlingType Valid Values
STORAGE
SUNDAY_DELIVERY
THIRD_PARTY_BILLING
THIRD_PARTY_CONSIGNEE
TOP_LOAD
WEEKEND_DELIVERY
WEEKEND_PICKUP

Appendix AA: Test Server Mock Tracking Numbers

Table 275. Tracking Numbers for FedEx Express and Ground

Scan Event	Tracking Number
Shipment information sent to FedEx	449044304137821
Tendered	149331877648230
Picked Up	020207021381215
Arrived at FedEx location	403934084723025
At local FedEx facility	920241085725456
At destination sort facility	568838414941
Departed FedEx location	039813852990618
On FedEx vehicle for delivery	231300687629630
International shipment release	797806677146
Customer not available or business closed (Delivery Exception 007)	377101283611590
Local Delivery Restriction (Delivery Exception 083)	852426136339213
Incorrect Address (Delivery Exception 03)	797615467620
Unable to Deliver (Shipment Exception 099)	957794015041323

Scan Event	Tracking Number
Returned to Sender/Shipper	076288115212522
Clearance delay (International)	581190049992
Delivered	122816215025810
Hold at Location	843119172384577
Shipment Canceled	070358180009382

Table 276 Tracking Numbers for SmartPost

Scan Event	Tracking Number
Shipment information sent to FedEx	02394653001023698293
In transit	61292701078443410536
Out for delivery	61292700726653585070
Delivered	02394653018047202719

Table 277 Tracking Numbers for Freight LTL

Scan Event	Tracking Number
Picked Up	2873008051
In transit	1960003216
Weather delay (Shipment Exception)	1208673524
Delivered	1636374036

Appendix AB: Customer Reference Elements

Customer Reference Elements - Express and Ground

Table 278. Customer Reference Elements - Express and Ground

Enumerated Value	XPath	Applicable Carrier	Data Type	Max Length	Prints	Invoice Field	Trackable	Track Enumeration
CUSTOMER_REFERENCE	/ProcessShipmentRequest /RequestedShipment /RequestedPackageLineItems /CustomerReferences /CustomerReferenceType	Express Ground	string	40	Label Invoice	Cust. Ref.	Yes	Express: SHIPPER_REFERENCE Ground: CUSTOMER_REFERENCE Both: FREE_FORM_REFERENCE
DEPARTMENT_NUMBER	/ProcessShipmentRequest /RequestedShipment /RequestedPackageLineItems /CustomerReferences /CustomerReferenceType	Express Ground	string	40	Label Ground Invoice	Dept. #	Yes	DEPARTMENT
INTRACOUNTRY_REGULATORY_REFERENCE	/ProcessShipmentRequest /RequestedShipment /RequestedPackageLineItems /CustomerReferences /CustomerReferenceType	Express	string	40	Label (Intra-Brazil)	n/a	No	n/a
INVOICE_NUMBER	/ProcessShipmentRequest /RequestedShipment /RequestedPackageLineItems /CustomerReferences /CustomerReferenceType	Express Ground	string	40	Label Express Invoice	Ref. #3	Yes	INVOICE

Enumerated Value	XPath	Applicable Carrier	Data Type	Max Length	Prints	Invoice Field	Trackable	Track Enumeration
P_O_NUMBER	/ProcessShipmentRequest /RequestedShipment /RequestedPackageLineItems /CustomerReferences /CustomerReferenceType	Express Ground	string	40	Label Invoice	Express: Ref. #2 Ground: P.O. #	Yes	PURCHASE_ ORDER
RMA_ ASSOCIATION	/ProcessShipmentRequest /RequestedShipment /RequestedPackageLineItems /CustomerReferences /CustomerReferenceType	Express Ground	string	20	Label	n/a	Yes	RETURN_ MATERIALS_ AUTHORIZATION
SHIPMENT_ INTEGRITY	/ProcessShipmentRequest /RequestedShipment /RequestedPackageLineItems /CustomerReferences /CustomerReferenceType	Ground	string	40	Label Invoice	Cust. Ref. Dept. # P.O. #	Yes	GROUND_ SHIPMENT_ID

Customer Reference Elements - SmartPost

Table 279. Customer Reference Elements - SmartPost

Enumerated Value	XPath	Applicable Carrier	Data Type	Max Length	Prints	Invoice Field	Trackable	Track Enumeration
CUSTOMER_REFERENCE	/ProcessShipmentRequest /RequestedShipment /RequestedPackageLineItems /CustomerReferences /CustomerReferenceType	SmartPost	string	40	Invoice	Package Reference	Yes	CUSTOMER_REFERENCE
INVOICE_NUMBER	/ProcessShipmentRequest /RequestedShipment /RequestedPackageLineItems /CustomerReferences /CustomerReferenceType	SmartPost	string	40	n/a	n/a	Yes	INVOICE
P_O_NUMBER	/ProcessShipmentRequest /RequestedShipment /RequestedPackageLineItems /CustomerReferences /CustomerReferenceType	SmartPost	string	40	n/a	n/a	Yes	PURCHASE_ORDER
RMA_ASSOCIATION	/ProcessShipmentRequest /RequestedShipment /RequestedPackageLineItems /CustomerReferences /CustomerReferenceType	SmartPost	string	20	Label (Returns)	n/a	Yes	RETURN_MATERIALS_AUTHORIZATION

Customer Reference Elements - LTL

Table 280. Customer Reference Elements - LTL

Enumerated Value	XPath	Applicable Carrier	Data Type	Max Length	Prints	Invoice Field	Trackable	Track Enumeration
BILL_OF_LADING	/ProcessShipmentRequest /RequestedShipment /FreightShipmentDetail /PrintedReferences /Type	LTL	string	50	Bill of Lading Address Label Invoice	Bill of Lading Number	Yes	BILL_OF_LADING
CONSIGNEE_ID_NUMBER	/ProcessShipmentRequest /RequestedShipment /FreightShipmentDetail /PrintedReferences /Type	LTL	string	50	Bill of Lading	n/a	No	n/a
PurchaseOrderNumber	/ProcessShipmentRequest /RequestedShipment /FreightShipmentDetail /LineItems /PurchaseOrderNumber	LTL	string	30	Bill of Lading Address Label Invoice	P.O. Number	Yes	PURCHASE_ORDER
SHIPPER_ID_NUMBER	/ProcessShipmentRequest /RequestedShipment /FreightShipmentDetail /PrintedReferences /Type	LTL	string	35	Bill of Lading Invoice	Shipper Reference Number	Yes	SHIPPER_REFERENCE

Appendix AC: China Provinces and Regions

Table 281. China Provinces and Regions

China Provinces and Regions	
Anhui	Jiangxi
Beijing	Jilin
Chongqing	Liaoning
Fujian	Nei Mongol
Gansu	Qinghai
Guangdong	Shaanxi
Guizhou	Shandong
Hainan	Shanghai
Hebei	Shanxi
Heilongjiang	Sichuan
Henan	Tianjin
Hubei	Xinjiang
Hunan	Yunnan
Jiangsu	Zhejiang

Appendix AD: SmartPost Hub IDs

Table 282. SmartPost Hub IDs

SmartPost Hub IDs	
5185	ALPA Allentown
5303	ATGA Atlanta
5281	CHNC Charlotte
5929	COCA Chino
5751	DLTX Dallas
5802	DNCO Denver
5481	DTMI Detroit
5087	EDNJ Edison
5431	GCOH Grove City
5771	HOTX Houston
5436	GPOH Groveport Ohio
5902	LACA Los Angeles
5465	ININ Indianapolis
5648	KCKS Kansas City
5254	MAWV Martinsburg
5379	METN Memphis
5552	MPMN Minneapolis
5531	NBWI New Berlin
5110	NENY Newburgh
5015	NOMA Northborough
5327	ORFL Orlando
5194	PHPA Philadelphia
5854	PHAZ Phoenix
5150	PTPA Pittsburgh

SmartPost Hub IDs	
5958	SACA Sacramento
5843	SCUT Salt Lake City
5983	SEWA Seattle
5631	STMO St. Louis
5893	RENV Reno

Appendix AE: Web Services and Service IDs

Table 283. Web Service Names and Respective Service IDs

Service Name	Service ID
Address Validation Service	aval
ASYNC Service	async
Close Service	clos
Country Service	cnty
DGDS Service, DGLD	dgds
ETD Service / Upload Document Service	cdus
Locations Service	locs
OpenShip Service	ship
Pickup Service	disp
RateService	crs
Ship Service	ship
Track Service	trck
Validation Availability And Commitment Service	vacv