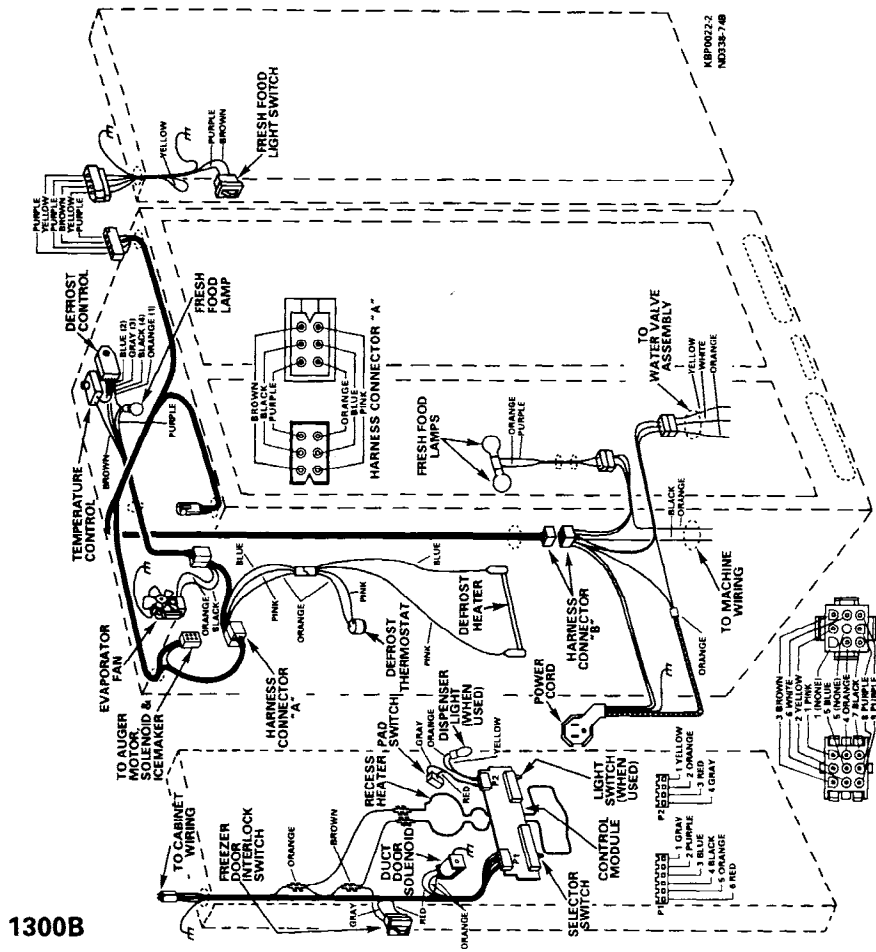
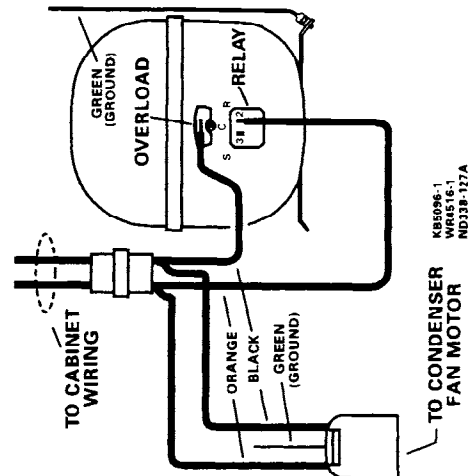
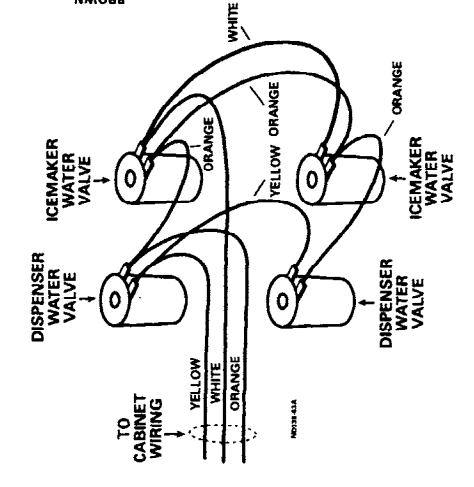


KB0331-3
ND338-128A



1300B



KB0306-1
WB0516-1
ND338-127A

DISCONNECT POWER CORD BEFORE SERVICING

IMPORTANT - RECONNECT ALL GROUNDING DEVICES

All parts of this appliance capable of conducting electrical current are grounded. If grounding wires, screws, straps, clips, nuts or washers used to complete a path to ground are removed for service, they must be returned to their original position and properly fastened.

ELECTRICAL SPECIFICATIONS

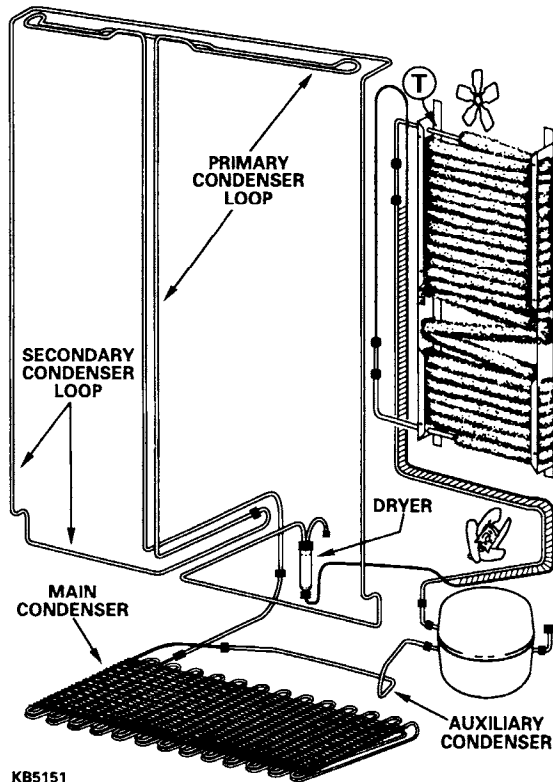
Temperature Control (Position 5)	6(-12)°F
Defrost Control	16 hrs @ 35 min
Defrost Thermostat	60-28°F
Electrical Rating: 115V. AC 60Hz.	11.6 Amp
Maximum Current Leakage	0.50 mA.
Maximum Ground Path Resistance	0.14 Ohms
Energy Consumption	79 KWH/mo.

NO LOAD PERFORMANCE

Control Position 5/5		
and Ambient Temperature of:	70°F	90°F
Fresh Food, °F	31 - 37	35 - 39
Frozen Food, °F	(-4) - 2	(-3) - 1
Run Time, %	36 - 46	53 - 69

REFRIGERATION SYSTEM

Refrigerant Charge (R134a)	5 1/4 ounces
Compressor	1159 BTU/hr
Minimum Compressor Capacity	22 inches
Minimum Equalized Pressure	
@ 70°F	43 PSIG
@ 90°F	54 PSIG



KB5151

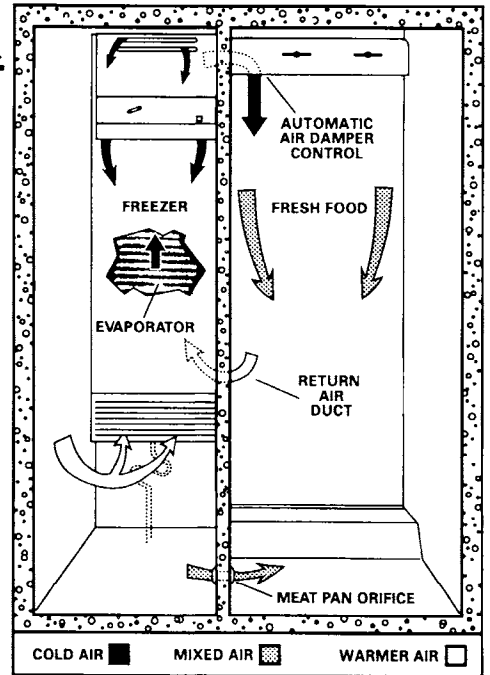
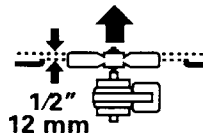
IMPORTANT SAFETY NOTICE

This information is intended for use by individuals possessing adequate backgrounds of electrical, electronic and mechanical experience. Any attempt to repair a major appliance may result in personal injury and property damage. The manufacturer or seller cannot be responsible for the interpretation of this information, nor can it assume any liability in connection with its use.

INSTALLATION

Clearance must be provided for air circulation:
 AT TOP 1 inch
 AT SIDES 1/8-inch
 AT REAR 1/2-inch

AIR FLOW



WR4528-1
ND11333

REPLACEMENT PARTS

Temperature Control	WR09X0571
Relay	WR07X0277
Overload	WR08X10006
Defrost Control	WR09X0489
Defrost Thermostat	WR50X0122
Defrost Heater & Harness	WR51X10029
Defrost Heater & Bracket	WR51X10030
Condenser Fan Motor	WR60X10010
Evaporator Fan Motor	WR60X10008