







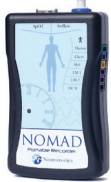









Company	Advanced Brain Monitoring Inc	BRAEBON Medical	CleveMed	Compumedics USA Inc	Ez Sleep
Product	 Sleep Profiler	 MediByte Jr	 SleepView	 Somté	 Provider of myriad devices, including ARES, ApneaLink, SleepView, Sleep Profiler, etc.
Website	www.advancedbrainmonitoring.com	www.braebon.com	www.clevedmed.com	www.compumedics.com	www.ezsleeptest.com
Cost to Buy	Starting at \$5,495	\$2,750	\$2,400	\$3,450	N/A; accepts most patients' insurance providers. (An affordable full-service model. Device is shipped to the patient.)
Cost to Rent	N/A	Contact company	\$825/quarter (includes web portal and study kits)		N/A
Owner's Warranty (years)	2	1	1	1	N/A
Cost of Consumables per Study	\$17-\$25 (includes desktop or portal software)	>\$3	\$10 (included in rental)	<\$4	N/A
Type	Type II (S ₂ , C ₃ , O ₁ , P ₂ , E, R ₂)	Type III	Type III	Type III	Type II (S ₂ , C ₃ , O ₁ , P ₂ , E, R ₂). Type III also available.
Channels	12 channels: EEG, LEOG, REOG, EMG or ECG, forehead pulse, snoring (dB), head movement, head position, and optional wireless finger pulse and SpO ₂ , nasal pressure airflow, dual RIP belts	7 channels: oronasal airflow, snoring (airflow), CPAP flow, CPAP pressure, chest RIP effort, SpO ₂ , pulse rate, body position	8 channels: heart rate, pulse oximetry, respiratory airflow (CPAP compatible), RIP respiratory effort belt, snore, body position, auxiliary (second RIP respiratory effort, thermal airflow, or IDcheck), actigraphy (with web portal)	Up to 13 channels from 8 inputs: nasal pressure, snoring, CPAP mask pressure, thoracic and abdominal effort, body position, SpO ₂ , pulse rate, plethysmography waveform, signal quality, limb movement (or optional nasal thermistor), 2xEXG (EEG, EOG, EMG, ECG, or off)	Varies based upon specific device
Product Dimensions (cm)	7 x 4.5 x 1.75	6.35 x 5.72 x 1.91	7.62 x 6.60 x 1.78	Recorder: 11.43 x 6.35 x 3.05; sensor interface: 7.62 x 4.45 x 2.29	Varies based upon specific device
Weight, Including Batteries (grams)	76	91	57	232.46	Varies based upon specific device
Power	Internal lithium polymer battery	1/2 AA disposable or optional rechargeable	AAA battery	NiMH	AAA alkaline or 2 lithium, rechargeable
Memory Storage	Internal 8 GB SD card	128 MB	100 MB internal	Compact flash card	Varies based upon specific device
Recording Time Capacity (hours)	16 (minimum)	18 (two 9-hour nights)	100	36 (total)	8-24 (1 to 3 nights)
Features	Auto-scored and editable full-disclosure signals with forehead-based, simple-to-use self-application, guided by voice messages. Ideal for objective assessment of insomnia or mood disorders (reimbursed under CPT 95827—Overnight EEG) or delivery of the highest quality HST (billed under G0398—Unattended PSG). Optional cloud- or desktop-based software with data download in seconds via USB.	MediByte is designed for patient ease of use and may be used with a local PC or with the BridgeBuilder Cloud Portal Program, which empowers cooperation between health-care disciplines. Ask about the SuperGroup program. SDB analysis including RERA, flow limitation, breath statistics, SpO ₂ perfusion, carrying case, patient instructional video, USB cable. CPAP compatible, multiple nights, immediate report access, unlimited custom reports, locking connectors, stainless steel connector, LED study status indicator, all internal biosensors, complies with guidelines.	SleepView is a small, lightweight, AASM-compliant HST monitor designed to be easy for patients to use. The "Smart Check" feature indicates if a good study was recorded by lighting green or red. SleepView uses a RIP belt, is CPAP compatible, and can collect multi-night studies. The optional ID check sensor can verify patient identity. The HIPAA compliant Web Portal offers access to studies, scoring, and reports, while facilitating collaboration between sleep labs and office based physicians, including IT management and data archival.	Carrying case included, will deliver results while patient is on CPAP, includes video instruction for patient, 24/7 technical support, and analysis, scoring, and reporting software. Designed for basic HST workflow with automated respiratory event analysis and customized reporting. Supports both nasal pressure and thermistor airflow signals.	Ez Sleep HSTs are shipped via express mail to patient's home. Concierge level end-to-end service to provide instruction and 24/7 tech support. Detailed multi-night comparison reports, baseline & efficacy testing, board-certified physicians in all 50 states, wide array of HST devices. Ez Sleep Academy—full online & live web training resource. Medical & dental friendly for co-therapy. Cross referring network. From trial to treatment, Ez Sleep provides efficacy-driven products: NightShift for positional therapy, Apnea Guard trial appliance.

General Sleep Corporation	Itamar Medical Inc	Natus Medical Inc	Nihon Kohden America Inc	NorthEast Monitoring
				
Zmachine Insight	WatchPAT	Embletta MPR	Nomad	LX Sleep / OxyHolter
www.generalsleep.com	www.itamar-medical.com	www.natus.com/index.cfm?page=products_1&crd=1008	www.nkusa.com	www.nemon.com
\$499	Contact company	\$3,889	Contact company	\$2,999
N/A	Contact company	N/A		N/A
1	1 (extension available)	1	1	3
\$2	Volume dependent	\$5 to \$12 depending on the configuration	\$5	\$3
N/A	Type IV	Type III, Type II, and I (with add-ons)	Type III	Type III and IV
1 channel EEG (differential mastoids)	6 channels: PAT signal, pulse rate, oximetry, actigraphy, snoring (optional), body position (optional)	19 recorded channels: pressure, sound, gravity (X/Y/Z), bipolar ExG, thermistor, thoracic effort (RIP), abdominal effort (RIP), DC (0 – 1 V), battery, event button, SpO ₂ , SpO ₂ , B-B, SpO ₂ quality, pulse rate, plethysmography, RD quality, PPG; + multiple derived channels, ie: CPAP pressure, linearized flow, snore, XSum, XFlow, actigraphy, PTT, etc.	11 channels: thermistor, pressure transducer, snore, body position sensor (internal), SpO ₂ , pleth wave, pulse wave (derived from SpO ₂), chest effort, abdominal effort, 2-EMG channels, 1-DC input	Up to 3 ECG, 1 SpO ₂ , 1 derived respiratory, 1 optional airflow
11.6 x 6.8 x 2.1	8 x 5 x 2	10.7 x 7.9 x 1.9	11.77 x 7.24 x 2.54	12.3 x 7.0 x 2.4
102	130	153	481.94	184
Lithium-ion rechargeable battery	Proprietary, rechargeable lithium ion battery + charger	2 x AA (alkaline or NiMH)	2 AA batteries	2 AA batteries
4 GB MicroSD	MicroSD card min 64 MB	2 GB internal	2 GB internal	SD card included
200	16-24 (2 to 3 nights)	24 (including true 8 kHz audio recording)	17	72
The Zmachine Insight provides accurate EEG-based sleep staging information in a device. It automatically scores wake, light sleep, slow wave sleep, and REM every 30 seconds. The Insight uses self-stick EEG sensors that are located outside the hairline for easy application. Results and EEG data are stored locally on a removable microSD card and can be imported into a spreadsheet, statistical package, or free Zmachine Data Viewer software.	Total sleep time measurement allows for near-PSG respiratory indices, accurate AHI, and less false negatives. The Unified single-finger sensor is designed for better comfort, simplicity, and reliability. Cloud interpretation services by board certified sleep physicians are available in all 50 states.	Scalable up to Type I (ambulatory or online) Bluetooth device with add-ons; auto start option; high resolution screen including signal display, signal test features (including impedance measurement) and status information; sound recording with snap-on-cannula microphone, wide sensor range available (disposable and reusable); comes with nonlicensed version of RemLogic (globally largest install base for HSAT); 24/7 technical support.	Connects to computers via USB port, connects to computer via serial port, will deliver results while patient is on CPAP, includes video instruction for patient, wireless, 24/7 technical support, and analysis, scoring, and reporting software.	Simultaneous Holter and SpO ₂ data, automatic AHI calculation for fast, accurate screening for OSA.

Company	NovaSom	Nox Medical	Philips Respironics	ResMed
Product	 AccuSom	 NOX-T3	 Alice NightOne	 ApneaLink Air
Website	www.novasom.com	www.noxmedical.com	www.philips.com.hk/healthcare/product/HC1109289/alice-nightone-home-sleep-testing-device	resmed.com/apnealinkair
Cost to Buy	N/A; the device is shipped to patients for testing, then shipped back to NovaSom. (Cost for testing: \$297 cash price or dependent upon insurance coverage)	Contact company	\$2,999	\$1,999
Cost to Rent	N/A	Contact company	\$89/month	\$169/quarter
Owner's Warranty (years)	N/A	2	2	2
Cost of Consumables per Study	N/A	Depends on configuration	~\$5 (2 AA batteries & cannula)	\$4
Type	Type III	Type III	Type III (C ₄ O ₁ P ₂ E ₁ R ₂ per SCOPER system)	Type III
Channels	Respiratory effort, pulse oximetry, airflow, heart rate, snoring	16+ channels: flow, snoring, 2x effort, RIP sum, RIP flow, SpO ₂ , pulse, plethysmogram, body position, activity, complete audio, cal. audio volume in dB, event, 2x ExG, information from up to 7 auxiliary devices with multiple channels per each one can be recorded via Bluetooth	7 channels: flow, snore, thoracic effort, SpO ₂ , pulse rate, body position, pleth; plus optional therapy channels depending on therapy device and mode; Body position reporting: supine, prone, right side, left side, upright	Respiratory effort, pulse, oxygen saturation, nasal flow, snoring
Product Dimensions (cm)	12.5 x 8.5 x 2.5	7.9 x 6.3 x 2.1	10.34 x 2.51 x 6.78	6.2 x 10.2 x 3
Weight, Including Batteries (grams)	450	88	84 (not including sensors or batteries)	66
Power	Lithium ion battery	1 AA battery (alkaline, lithium, or NiMH)	Two AA (1.5V) alkaline batteries or two AA (1.2V) rechargeable batteries with at least 2400mAh capacity	AAA alkaline batteries
Memory Storage	Will hold up to 4 nights of 8-hour sleep studies	1 GB internal	4 GB internal	512 MB
Recording Time Capacity (hours)	8	Up to 24 (including true audio recording)	10 per study; memory can hold weeks of studies.	48
Features	AccuSom HSTs are delivered to the patient's door with easy-to-follow instructions and a phone call on the day of delivery. AccuSom provides continuous patient support throughout the testing process, including a 24-7 hotline and access to a live, US-based clinician. AccuSom results are delivered wirelessly to the interpreting physician the morning after completing the test.	Carrying case included, one click upload and analysis via USB port, wireless, CPAP compatible recordings, analysis, scoring, and reporting software, and hook-up instructions for the patient. Audio recording from a built-in microphone for improved snoring detection and frequency analysis, SpO ₂ , pulse and plethysmography from a wireless Bluetooth oximeter.	Alice NightOne means home sleep testing done on night one. Designed to provide ease, confidence, and reliability. Gold standard sensor set for the same sensor technology recommended by the AASM for in-lab studies. Enhanced Good Study Indicator so you know the data is there before the device is returned. Powered by Sleepware G3 software, the same software for in-lab and out-of-lab testing. Optional cloud services to spread services; unify data. Wireless connection to Bluetooth-enabled Philips Respironics' PAP devices. RIP with integrated buckle design eliminates external wire sets. Device kit includes hard plastic shipping case.	ApneaLink Air is easy for patients and healthcare providers to use, with an intuitive start/stop button, a test complete light, and signal indicators, so that the test can be set up correctly the first time. Diagnostic features include Cheyne-Stokes probability detection and the ability to differentiate between obstructive and central sleep apnea.

SleepMed	Sleepvirtual	SOMNOmedics America Inc
		
ARES	BWMini HST/PSG	SOMNOtouch RESP
www.sleepmedinc.com	www.sleepvirtual.com	www.somnomedics-diagnostics.com
\$2,995	Contact company	Depends on channel configuration
\$339/unlimited use monthly (device, technical edits, and study consumables included)	Contact company	Depends on channel configuration
Lifetime of rental	1	2
Included in rental	\$8 (cannula/batteries)	\$2 and up (depending on channel configuration)
Type III	Type I, II, III	Type II, III, IV
10 channels: airflow (pressure), SpO ₂ , heart rate, acoustic snoring (dB & pattern), actigraphy (head position and movement), EEG/EOG/EMG (NREM/REM), respiratory effort (optional), behaviorally estimated sleep/wake, behavioral arousals, & signal quality	12 to 30 channels: airflow, pressure, snore, thoracic/abdominal respiratory effort, SpO ₂ , pulse rate, plethysmogram, body position, 3xEMG, 12xEEG, EKG, 2x AC auxiliary, 2x DC channels, PTT, patient event	Respiratory airflow, snore, CPAP pressure, thoracic breathing effort, abdominal breathing effort, SpO ₂ , pulse rate, finger plethysmogram, body position, movement, patient marker. Optional: Sleep Staging according to AASM (4 EEG, 2 EOG, 1 EMG/ECG), Simplified sleep scoring (2 EEG, 2 EOG), PLM analysis, ECG
6.35 x 5.08 x 2.54	14.73 x 8.89 x 4.57	8.4 x 5.5 x 1.8
96.4	363	64
2 X lithium polymer rechargeable 250 mAh, >21hrs	4X AA lithium battery	Lithium battery, rechargeable
Internal SD card	SD card/USB online acquisition	512 MB internal
72	72	Up to 21
AHI compliant with AASM and CMS; all signals integrated into compact forehead unit; validated automated analysis with data quality review by RPSGT for each study; voice prompted alerts to maximize signal quality; full-disclosure raw data available for review; AHI/RDI data are quantified across state, stage, and body position; integrated validated pre-test OSA risk questionnaire that automatically populates into the fully editable clinical report. Numerous validation studies showing very strong PSG concordance, sensitivity, specificity, and low failure rate. Online library of educational resources available to physicians. ARES may be equipped with an optional piezo-crystal belt upon request.	LCD screen displays impedance, study, and battery status. Optional ambulatory EEG upgrade (sold separately). Up to 72 hours of continuous recording capacity. Integrated Nonin Pulse Oximeter (up to 3 channels). 2 Built-in DC channels for CPAP or CO ₂ monitoring integration. Optional synchronized video monitoring.	Sensor detection with Intelligent Connect for real time sensor check, high resolution touch screen for easy handling and signal check, easy application by the patient at home, extensive analysis and reporting software (2 licenses), charging and data transfer simultaneously via docking station, CPAP compatible recordings, Easy Start direct on the device without initialization possible, 24/7 technical support, auto detection of sleep/wake, carrying case included. Further options available soon.

**JOIN OUR
SLEEP REVIEW
LINKEDIN
GROUP**

Industry Discussions
Article Suggestions
Feedback



