

KSM313

User Guide

Le Guide de l'Utilisateur

Bedienungsanleitung

Guia del Usuario


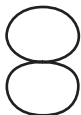
Guida dell'Utente

Руководство пользователя

取扱説明書

사용자 안내서

用户指南



SHURE INCORPORATED



**KSM313 Dual-Voice Ribbon Microphone with
Roswellite® Ribbon Technology**

Thank you for selecting the KSM series from Shure.

Over 85 years of audio experience has contributed to making this one
of the finest microphones available.

If you have any questions not answered in this guide, please contact Shure Applications Engineering at 847-600-8440, Monday through Friday, from 8:00 am to 4:30 pm, CST. In Europe, call 49-7131-72140. Our web address is www.shure.com.

General Description

The KSM313 is a premium bidirectional ribbon microphone for world-class audio recording and performance. The “Dual-Voice” design features discrete front and rear sonic signatures to accurately capture intimate vocals or intricate instrumentation.

The KSM313 is hand-assembled in the U.S.A. from state-of-the-art transducers, transformers and metals as the pinnacle of Shure quality. The revolutionary Roswellite® ribbon material replaces traditional foil ribbons with high tensile strength, toughness and shape-memory, providing superior resilience at extreme sound pressure levels (SPLs).

Features

- Legendary Shure quality and superior construction from hand-assembly of machined steel, silver, gold and aluminum components
- Revolutionary Roswellite ribbon material replaces traditional foil ribbons with high tensile strength, toughness and shape-memory, providing superior resilience at extreme SPLs
- True “Dual-Voice” ribbon motor assembly, tuned specifically for user’s choice of frequency response: address the front for warm and full sounding amplifiers, or swivel around for bright and flattering vocals and acoustic instruments
- 30–15,000 Hz frequency response ideal for capturing vocals, acoustic and amplified instruments
- Uniform bidirectional polar pattern throughout the frequency range
- Custom-wound, double-shielded, full-size transformer minimizes signal loss and RF interference, and maximizes output
- Improved hard stand mount for flexible, discreet mic placement

Performance Characteristics

Ribbon microphones perform optimally with the least amount of loading on the ribbon element as practical. The higher the impedance input on the microphone, the better the low-end and mid-range frequencies are represented in the output signal. Shure recommends using preamps with impedance settings of 1000 Ohms or more, although different load impedances may be used for a desired sound quality.

This is a low-noise microphone. The combination of its efficient transducer, robust shielding, and custom transformer produces a low noise floor and output level equal to moving coil microphones.

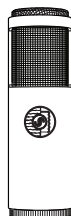
Shure ribbon microphones have an exceptionally smooth, natural response and perform best with preamps that provide simple, transparent gain. However, Shure encourages experimentation to find the desired combination of color and transparency.

Applications

The unique Dual-Voice design of the KSM313 produces discrete front and rear sonic signatures. Position the sides, the null points of a bidirectional microphone, towards any unwanted sound sources. Some typical applications are listed below.

Address the front for a warmer, darker tone

- Electric guitar amplifiers
- Brass and woodwind instruments
- Upright bass
- Kick Drum



Front

Address the rear* for a brighter tone with increased presence

- Vocals
- Acoustic string instruments
- Drum overheads and percussion



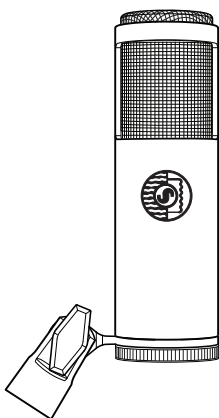
Back

*When addressing the back side of a bidirectional mic, please remember to invert the signal polarity. Shure's A15PRS accessory is an in-line, balanced, polarity-reversing switch capable of this operation and is available on-line at: store.shure.com

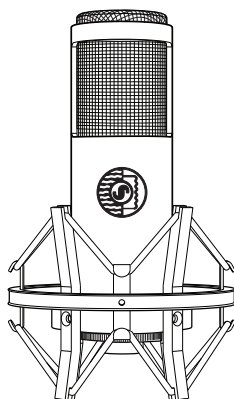
Mounting the Microphone

Thread the supplied stand adapter onto a floor or boom stand and insert the microphone.

Note: To reduce low-frequency vibrations transmitted through the stand, use an isolating shock mount. Visit www.shure.com for more information.



Stand Mount
(furnished)



Suspension Mount
(optional accessory)

Proximity Effect

Directional microphones progressively boost bass frequencies as the microphone is placed in closer proximity to the source. This phenomenon, known as proximity effect, can be used to create a warmer, more powerful sound.

Care and Handling

To protect your microphone, keep a few simple precautions in mind to ensure long-term performance:

1. Store your microphone in its protective case when it is not in use.
2. Maintain a reasonable distance from fluorescent lights, power transformers, and other strong electromagnetic sources to avoid hum.
3. Use a secure mount and stand and a quality balanced, shielded XLR connecting cable. For additional mounting accessories, visit our website: www.shure.com
4. Phantom power is not necessary and should not be supplied when connecting or disconnecting the microphone. However, properly supplied phantom power will not harm the microphone.

Certifications

Eligible to bear CE Marking. Conforms to European EMC Directive 2004/108/EC. Meets Harmonized Standards EN55103-1:1996 and EN55103-2:1996, for residential (E1) and light industrial (E2) environments.

The CE Declaration of Conformity can be obtained from: www.shure.com/europe/compliance

Authorized European representative:

Shure Europe GmbH

Headquarters Europe, Middle East & Africa

Department: EMEA Approval

Wannenacker Str. 28

D-74078 Heilbronn, Germany

Phone: +49 7131 72 14 0

Fax: +49 7131 72 14 14

Email: EMEAsupport@shure.de

Note: Information in this guide is subject to change without notice. For additional information about this product, please visit www.shure.com.

Specifications

Transducer Type	Dual-Voice Roswellite® Ribbon
Polar Pattern	Bidirectional
Frequency Response	30 to 15,000 Hz
Output Impedance	330 Ω
Sensitivity open circuit voltage, @ 1 kHz, typical	-54.5 dBV/Pa ^[1] (1.88 mV)
Maximum SPL	146 dB SPL
Polarity	Positive pressure on front side of ribbon produces positive voltage on pin 2 with respect to pin 3
Housing	Machined Steel
Weight	400 g (14 oz.)

^[1] 1 Pa=94 dB SPL

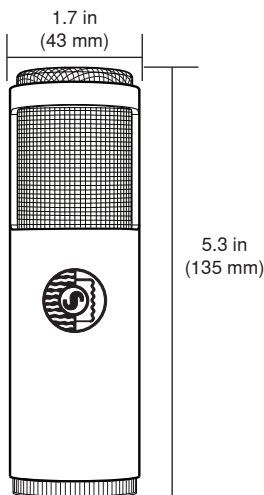
KSM313/NE Accessories and Parts

Furnished Accessories

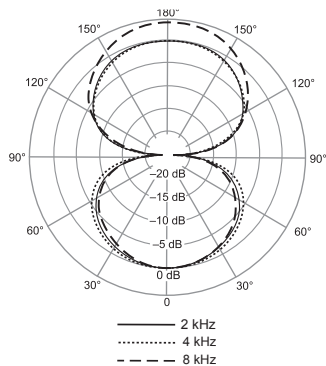
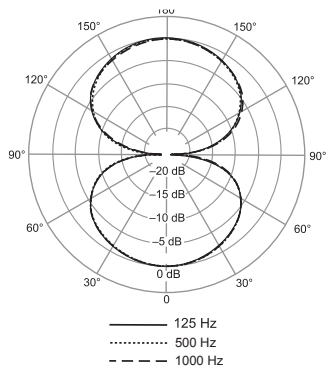
Aluminum Carrying Case	A313SC
ShureLock® Stand Mount	A300M
Protective Velveteen Pouch	A313VB

Optional Accessories

Suspension Mount	A313SM
Switchable Phase Reverser	A15PRS
Popper Stopper™ Windscreen	PS-6
7.6 m (25 ft.) Cable	C25E
Polishing Cloth	A300PC

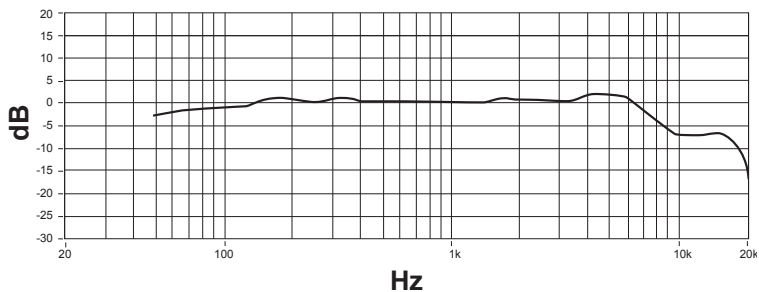


Polar Pattern

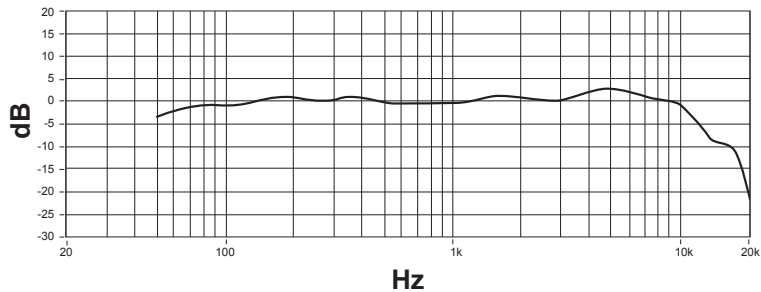


Frequency Response

Front



Back



Trademark Notices:

"Roswellite", "Shurelock", the circular S logo, the stylized Shure logo, and the word "Shure" are registered trademarks of Shure Incorporated in the United States. These marks may be registered in other jurisdictions. "Popper Stopper" is a trademark of Shure Incorporated in the United States.



United States, Canada, Latin America, Caribbean:

Shure Incorporated
5800 West Touhy Avenue
Niles, IL 60714-4608 USA

Phone: 847-600-2000
Fax: 847-600-1212 (USA)
Fax: 847-600-6446
Email: info@shure.com

Europe, Middle East, Africa:

Shure Europe GmbH
Jakob-Dieffenbacher-Str. 12,
75031 Eppingen, Germany

Phone: 49-7262-92490
Fax: 49-7262-9249114
Email: info@shure.de

Asia, Pacific:

Shure Asia Limited
22/F, 625 King's Road
North Point, Island East
Hong Kong

Phone: 852-2893-4290
Fax: 852-2893-4055
Email: info@shure.com.hk