

MAGNUSPEC™ SERIES

Cat. #		Approvals
Job	Type	

**SPAULDING
LIGHTING**

APPLICATIONS

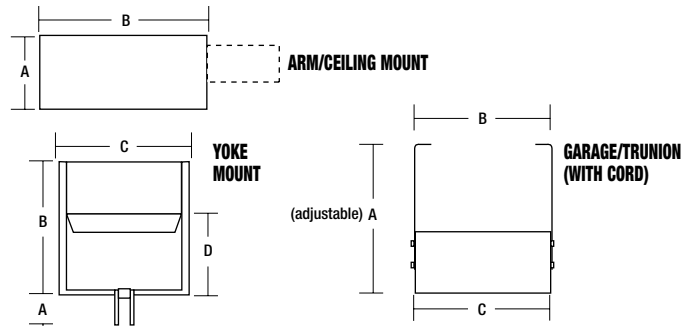
- Mounting heights from 8-20 feet covering parking, walkways, parks, canopies and parking garages

SPECIFICATIONS

- Square, one-piece formed aluminum housing with smooth wall construction.
- Extruded aluminum door frame with silicone gasketing and tool-free, die-cast zinc latches. Flat glass and dropped acrylic or polycarbonate lens types available
- Reflector system made from multifaceted segmented panels. Flat glass horizontal lamp unit offers Type I, II, III, IV and V Square distributions. Flat glass vertical lamp units provide Type V distributions. Vertically lamped drop lens units offer Type V distributions. Tool-free rotatable optics
- Extruded arm, yoke and garage-type mounting available for design flexibility
- Pulse rated medium base porcelain sockets for ED-17 lamps. CWA type ballast, 60 Hz HPF, starting rated at -20°F (-40°F HPS). 50 Hz available, consult factory
- Removable Powr-Panl® ballast tray
- Durable Lektrocote® TGIC thermoset polyester powder paint finish assures long life and maintenance-free operation

LISTINGS/CERTIFICATIONS

- Listed to UL1598 for use in wet locations
- Garage mount is damp location listed
- IESNA full cutoff classification when configured with flat lens
- IDA fixture seal of approval with flat lens



	A	B	C	D	EPA	Weight
MSS	8.0"	16.25"			1.2 ft. ²	25 lbs
ARM/CEILING MOUNT	203 mm	413 mm			0.1 m ²	11.3 kg
MSS	5.125"	19.25"	19.25"	11.25"	1.2 ft. ²	39 lbs
YOKE MOUNT	130 mm	489 mm	489 mm	286 mm	0.1 m ²	19.5 kg
MSS	21.625" - 24"	17.0"	16.25"		1.2 ft. ²	25 lbs
GARAGE MOUNT	549-607 mm	432 mm	413 mm		0.1 m ²	11.3 kg

NOTE: EPA and weight values do not include mounting arm
NOTE: Drop lens adds 0.35 EPA



ORDERING INFORMATION

ORDERING EXAMPLE: MSS-A-100S-3-V-6-DB-PCR1

MSS	-	[]	-	[]	-	3	-	[]	-	[]	-	[]	-	[]
SERIES		WATTAGE/SOURCE		BALLAST TYPE		VOLTAGE		OPTIONS		MOUNT		LAMP ORIENT./DISTR.		COLOR
MSS Magnuspec		PULSE START METAL HALIDE 070P ³ 70w (ED-17) 100P ³ 100w (ED-17) 150P 150w (ED-17)		3 Powr-Panl®		8 ² Quad-Tap® - 120/208/240/277V 5 ³ 480V 6 ² Tri-Tap® - 120/277/347V E 220/240V, 50 Hz 0 No ballast		F(X) Fusing (replace X with voltage: 1-120, 2-208, 3-240, 4-277, 5-480, 6-347) PCR(X) Photo cell receptacle (replace X with voltage: 1-120, 2-208, 3-240, 4-277, 5-480) L Lamp		A Arm mount (arm not included, order separately) C Ceiling G Garage/ trunion (with cord) Y Yoke mount (mounts to 2 3/8" OD tenon)		I⁴ Type I (Horizontal) - segmented P^{1,4} Type III (Horizontal) - segmented T⁴ Type IV (Horizontal) - segmented W⁴ Type V (Horizontal) - segmented V⁴ Type V (Vertical) - segmented A Drop acrylic Type V (Vertical) L Drop polycarbonate Type V (Vertical)		DB Dark Bronze BL Black WH White GR Gray PS Platinum Silver RD Red (premium color) FG Forest Green (prem. color)

MOUNTING ARM (order separately)

MAS-4-X	4" Rigid arm for flat surfaces
MAS-10-X	10" Rigid arm for flat surfaces (required for 90° configurations)
RSD-44-X	Nominal 4" OD round pole adapter for MAS arms
RSD-55-X	Nominal 5" OD round pole adapter for MAS arms
MAS-FM	Flush mount hardware (required when no arm used on pole)
DS-WP-X	Wall plate for flush or arm mounting fixtures

Note: Replace X with color selection

1 Field adjustable to Type II
2 Factory wired for highest voltage unless specified
3 480V not available in 70w and 100w PSMH
4 Flat Lens

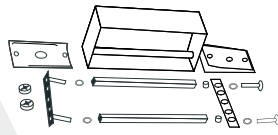
ORDERING INFORMATION

ACCESSORIES (Must be ordered separately. For field installation.)

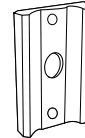
Catalog Number	Description
MAS-4-X¹	4" Rigid Arm for flat surfaces
MAS-10-X¹	10" Rigid Arm for flat surfaces (required for 90° configurations)
RSD-44-X¹	Nominal 4" OD Round Pole Adapter for MAS arms
RSD-55-X¹	Nominal 5" OD Round Pole Adapter for MAS arms
MSS-90-X	2.375" to 3" OD Tenon Slipfitter drilled for MAS arms
MAS-FM	Flush Mount Hardware for #4 drill pattern (required when no arm used on pole)
DS-WP-X	Wall Plate for flush or arm mounting fixtures with #4 drill pattern
MAS-K-X	2.375" OD Tenon Slipfitter with adjustable arm for single fixture
MAS-TK-X	2.375" OD Tenon Slipfitter with adjustable arm for two fixtures
MSS-SPC	.125" Polycarbonate Sheet suspended 3" below door frame
MSS-90-X	2 ³ / ₈ " - 2 ⁷ / ₈ " OD Tenon top adapter
PTL-1	(Must use PCR (X) option) Photocontrol - Twistlock cell (120V)
PTL-8	(Must use PCR (X) option) Photocontrol - Twistlock cell (120, 208, 240, 277V)
PTL-5	(Must use PCR (X) option) Photocontrol - Twistlock cell (480V)
PTL-6	(Must use PCR (X) option) Photocontrol - Twistlock cell (347V)
PSC	(Must use PCR (X) option) Shorting Cap - Twistlock

Note: Replace X with color selection.

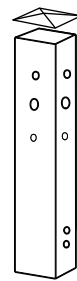
1 Use #4 drill pattern when ordering poles.



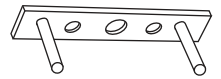
MAS-4-X/MAS-10-X



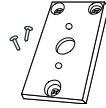
RSD-44/45-X



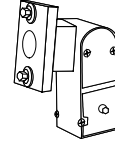
MSS-90-X



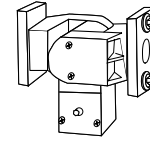
MAS-FM



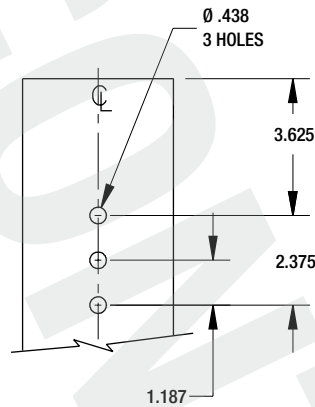
DS-WP-X



MAS-K-X



MAS-TK-X



#4 DRILL PATTERN FOR POLES

Due to our continued efforts to improve our products, product specifications are subject to change without notice.

SPAULDING
LIGHTING

Spaulding Lighting • 701 Millennium Drive • Greenville, SC 29607 • PHONE: 864-678-1000

For more information visit our web site: www.spauldinglighting.com