



S P O R T S M E D I C I N E

piton™

Knotless Fixation System



"The Piton is not evolutionary...it's revolutionary!"

– GARY M. GARTSMAN, M.D.

Tornier is defining Sports Medicine

The Piton™ Knotless Fixation Implant

Piton™

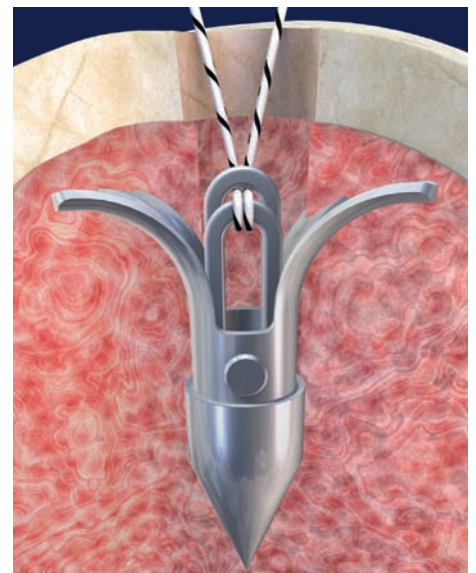
Tornier has taken the Piton's proven concept of strength and security and applied it to soft tissue fixation. The innovative design facilitates precise anchor placement via direct insertion, provides exemplary pull-out strength.

Cinch™ Technology

Tornier's proprietary Cinch technology eliminates the need for knots while allowing surgeons to independently and sequentially tension each suture, even after inserters are removed. This innovative design eliminates knot slippage and enables a uniform soft tissue repair across the repaired surface.

SmartMetal™ Technology

Tornier's SmartMetal™ is a temperature programmed shape memory alloy that provides exemplary holding strength in bone.



piton (pronounced pee'-ton)

a metal spike that is driven into a crack or seam in rock with a hammer, which acts as an anchor to protect the climber against a fall or to aid in climbing.



The Piton Knotless Fixation Implant:

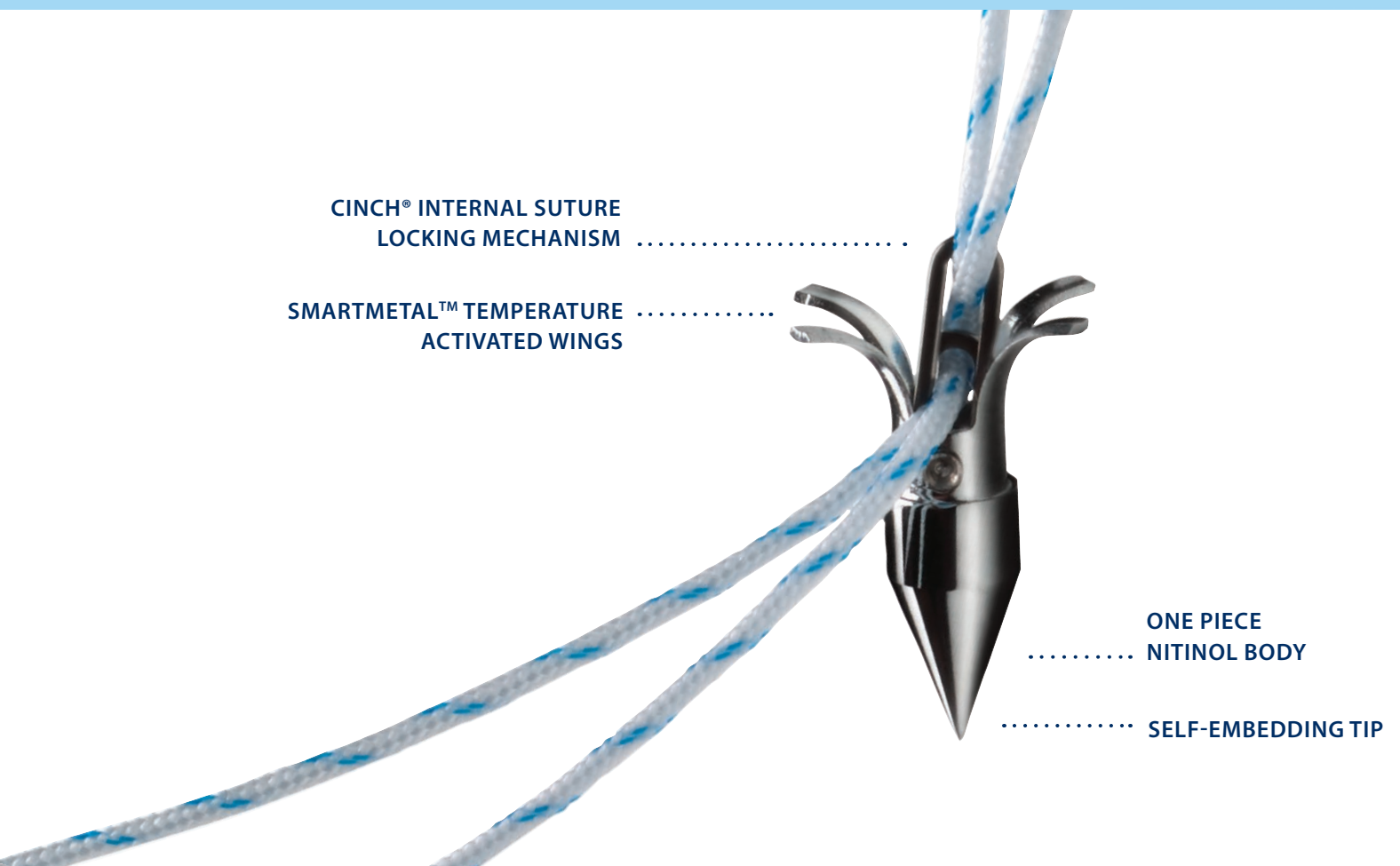
- Completely eliminates knot tying
- Direct insertion; requires no tapping, punching, or pre-drilling
- Sutures can be independently adjusted and tensioned, even after instrument removal
- Excellent for both single row or double row repairs

"The Piton Anchor is a truly exciting new product which allows for reproducible soft tissue fixation. The ability to re-tension the individual suture strands after placement is an outstanding feature which will improve results for surgeons of all arthroscopic experience levels."

– DAVID DINES, M.D.

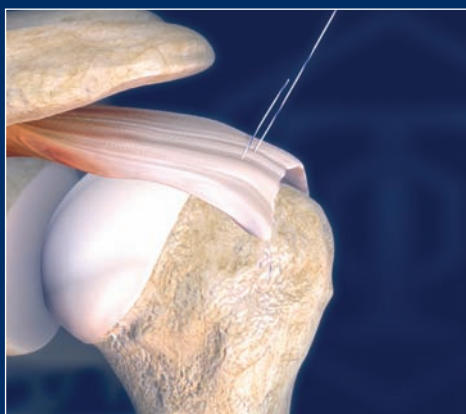
Elegant Simplicity, Unprecedented Results

Designed to make surgery as simple as possible without sacrificing the strength and precision patients need for fast and smooth recovery, the Piton Knotless Fixation Implant is an excellent choice for use in both hard and soft bone conditions. This secure, knotless tool gives the surgeon complete control during single and double row repairs with no punching, tapping, or pre-drilling required.



"The Piton is obviously a major advancement with its ease of insertion and unique suture management features. It is great for dual row fixation, biceps tenodesis, and can also be used as a standalone anchor in smaller tears."

– WAYNE "BUZ" BURKHEAD, M.D.



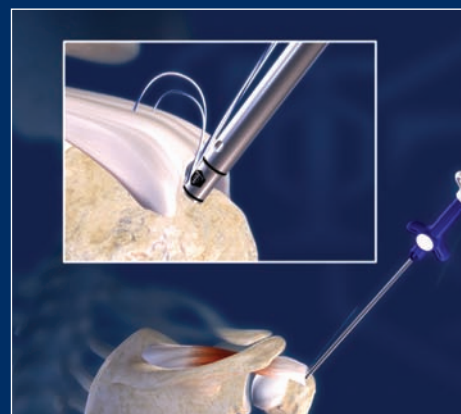
Step 1.

Pass Force Fiber® suture through the tissue.



Step 2.

Load suture into the anchor by threading the suture ends through the wire loop suture snare and pull. Remove the loader.



Step 3.

Use mallet to directly insert the anchor into bone (no punching, tapping, or pre-drilling required).



Step 4.

Remove the inserter to individually and sequentially tighten each limb, and repeat previous steps to insert additional Pitons.



Step 5.

Suture limbs from additional anchors can be sequentially tightened, and the shoulder can be rotated or abducted to assist with footprint coaptation.



Step 6.

Sutures are cut for final repair. Tied anchors may also be used to perform an array of double row techniques.



One complete system for multiple applications

Allowing the physician to address multiple surgical procedures, the Piton™ can be used in hard and soft bone. Single and double row repairs can now be addressed entirely without cumbersome knot tying using simple or mattress suturing technique. Consider the Piton knotless fixation implant for:

SHOULDER

Rotator Cuff Repair, Bankart Repair, SLAP Lesion Repair, Biceps Tenodesis, Acromio-Clavicular Separation Repair, Deltoid Repair, Capsular Shift or Capsulabral Reconstruction

FOOT/ANKLE

Lateral Stabilization, Medial Stabilization, Achilles Tendon Repair, Hallux Valgus Reconstruction, Mid-foot Reconstruction, Metatarsal Ligament Repair

KNEE

Medial Collateral Ligament Repair, Lateral Collateral Ligament Repair, Patellar Tendon Repair, Posterior Oblique Ligament Repair, Iliotibial Band Tenodesis

HAND/WRIST

Scapholunate Ligament Reconstruction, Ulnar Collateral Ligament Reconstruction, Radial Collateral Ligament Reconstruction



Ordering Information

PITON KNOTLESS ANCHORS (SINGLE)

CAT#	Size	Material
SMK000101	3.5 mm	NiTi
SMK000201	3.5 mm	NiTi

SUTURE INFORMATION

Size	Type	Material	Color
#2	Force Fiber	UHMWPE	Blue/White Co-braid
#2	Force Fiber	UHMWPE	Black/White Co-braid



Distributed by: Tornier, Inc.
Edina, MN 55435 +1 888 867 6437 +1 281 494 7900
www.tornier-us.com

Tornier is a registered trademark of Tornier, SA.

This product is covered by US patent: Piton Patent Pending. Additional patent(s) pending.

P/N: BAW-0732 REV-B

