

Winter 2018

Prices valid 1st May - 30th June 2018

25 LITRE RECHARGEABLE REDLINE SPOTPAK TROLLEY SPRAYER

- Spray gun with 550mm Stainless Steel lance, adjustable nozzle & 6m hose
- 2.5L/min open flow

SP25-TR2

\$299



UP TO THREE TANKS PER CHARGE

CASCADING CAMERA SURVEILLANCE SYSTEM

Surveillance camera cascades through other camera's on the system

- Connect to router for Smartphone Access
- Up to 4 cameras can be used



NEW RELEASE

CCTV3-01

\$899

SEE PAGE 12

MULTI-PURPOSE PET ENCLOSURE

- Multi layout design can be assembled in various shapes and sizes to suit your property or animals
- 8 Sided steel enclosure with 1 integrated gate & latch
- Quick and simple assembly, no tools required, Simply connect pins
- Welded steel mesh with 38mm x 150mm minimum opening

TC8009-4

\$149



850A SUPER JUMP STARTER 12V

Suitable for petrol engines & diesel engines (up to 6L).

- 240VAC & 12VDC cigarette lighter adaptors
- Cranking AMPS 800A (PEAK)
- Safety smart jump lead
- USB cable for charging accessories

JS020

\$279



PRICES INCLUDE GST, EXCLUDE DEALER INSTALLATION AND/OR FREIGHT CHARGES

silvan.com.au

Silvan
SELECTA™

Silvan

DIESEL TRANSFER EQUIPMENT

12V 400L DIESEL CUBE TRANSFER UNIT

- 40 L/min open flow diesel pump
- Hose & gun stores under the lockable cover, padlock included
- Tie down points & level indicator
- 4m hose & auto shut off trigger
- 1110mm L x 960mm W x 660mm H
- Weight 46kg

MOULDED FORKLIFT BOOTS



400L DIESEL CUBE FITS IN MOST 4WD UTES

- FORD RANGER • TOYOTA HILUX • MAZDA BT-50 • NISSAN NAVARA
- ISUZU DEMAX • TRITON • VM AMAROK

4M OF 3/4" DELIVERY HOSE

DieselCUBE

SQDS400-7

\$1,379

Heavy duty construction with lockable filling cap and pump.
• Moulded Forklift Boots makes transport easier

660mm

1100mm

960mm

200L AND 400L DIESELPRO TRANSFER UNITS

- 12V PIUSI self-priming pump
- High quality auto shut-off nozzle
- 5m of 3/4" delivery hose with swivel and crimped fittings
- 45L/Min open flow
- Lockable filling cap with 2 keys
- 4m wiring harness with alligator clips
- Suction foot screen filter on internal suction line
- 30 min duty cycle, 30 min on/off
- Baffled tank (400L only)

AUTO SHUT OFF TRIGGER

BONUS DIESEL METER KIT
VALUED AT \$320

\$1,199

SQDN200L-Z1

\$1,339

SQDN400L-Z1

PIUSI

300L DIESELPPOWER

- 4m wiring harness with alligator clips
- 12V DieselPower self-priming pump
- 4m of 3/4" delivery hose with swivel and crimped fittings
- High quality auto shut-off nozzle
- 30 min duty cycle, 30 min on/off

SQD300-7

\$1,119

12 volt

40L/ MIN OPEN FLOW



BAFFLED TANK

1100 AND 2200L DIESELPK TRANSFER UNITS

Large capacity diesel storage for farm and construction equipment.

- 5m hose & auto shut-off gun
- Foot design allows bolt down mounting

BAFFLED TANK 1100L ONLY

1100 LITRE

\$2,229

SQD1000-X1

2200 LITRE

\$3,760

SQD2200-5

2200L UNIT FITTED WITH 85L/MIN HIGH FLOW PUMP AND 4M HOSE

DIESEL WATER FILTER

- Inline Diesel moisture filter
- 1" BSP Female ports
- Clear filter bowl with drain tap

\$133

PF21

HEAVY DUTY



200 LITRE 12 VOLT SELECTA BLUE TRANSFER UNIT

Designed for the storage & transfer of AUS32 Solution.

- UV Stabilized polytuff tank
- 35L/Min open flow self priming pump
- 4m of 3/4" delivery hose with manual nozzle
- 3m long power cord with alligator clips

TKA200-7

\$699



12V DIESELPPOWER PUMP

- 3/4" female BSP inlet/outlet
- 4m battery cable with alligator clips
- Max. head 10 metres

\$219

382-009

40L/ MIN OPEN FLOW



100 LITRE DIESEL UNIT

- 12V 40L/min open flow pump
- 4m 3/4" delivery hose with manual nozzle

SQDN100-P1

\$549



Get connected with silvan.com.au

SELECTA DIESEL TRANSFER UNITS ARE AVAILABLE FROM 100L TO 2200L CAPACITIES

Our tanks are made from a unique diesel grade polyethylene that are impact resistant and UV stabilised.
Transfer units are available with either the proven Selecta Diesel Power 12V or the Italian-made Piusi pump.

MANUAL LEVER PUMP

- Chemical resistant, appropriate for water, lubricants, mild detergents and agricultural chemicals
- Approx 0.5L per stroke
- Materials: Polypropylene, Polyethylene, Acetal
- Temperature Range: -5C to +45C
- 2" BSP Connection



**NEW
RELEASE**

PF56

\$89

PORTABLE OIL DRAIN

Ideal fluid drainage solution when carrying out any service or maintenance work

- Large concave design allows the capture of oil and coolant without the risk of leaking
- Resistant to most oils, coolants and chemicals
- Strong durable plastic construction
- Ergonomic moulded handles and large evacuation spout provide a safe, easy and mess free method of disposing the old liquid

**NEW
RELEASE**

12L CAPACITY
FOR EASY EMPTYING

PF53

\$39



COPPER JIGGLER PUMP

Transfers up to 19 Litres per minute

- Safely pumps water, fuels, insecticides, paints, solvents and thick oil
- Insert copper nozzle into container and briskly move up and down to begin flow

**SELF
PRIMING
1.9m HOSE**



**NEW
RELEASE**

PF55

\$15

12V OIL CHANGE PUMP KIT

Ideal for quick & easy oil changes on lawn mowers, ATV's, cars, lawn mowers, tractors and small engines.

- Supplied with pump & suction hoses
- 1.5 L/min maximum transfer rate

**1.5 L/MIN
MAXIMUM
TRANSFER
RATE**



PF27

\$64

12V SUBMERSIBLE DIESEL & WATER TRANSFER PUMP

Ideal for transferring diesel or water from drums and containers.

**8L/
MIN
OPEN
FLOW**



PF49

\$69

WATER & DIESEL HEAVY DUTY HOSE REEL

- Inlet 3/4" BSP/outlet tapered hose tail
- Maximum pressure 1700 Kpa / 247 PSI
- Manual rewind reel with hose guide rollers and stopper
- Height: 680mm, Length: 660, Width: 490mm
- Weight: 44.5kg

**30M
3/4"
I.D HOSE**

JA-1402020

\$679



12V DIESELPUMP PUMP KIT

- 1" BSP female ports
- 4m of 19mm I.D. hose
- Auto shut-off gun & swivel
- 4m battery cable

**45L/
MIN
OPEN
FLOW**



WAS \$389

\$299

PF48

12V HI-FLOW DIESEL PUMP KIT

- 85 L/min open flow, 35 Amp max
- Automatic shut-off nozzle with hose swivel
- Suction foot screen filter with hosedails & clamps
- 4m battery cable with alligator clips
- 4m of 1" I.D. diesel delivery hose

PF363260

\$1,099



AUTO SHUT-OFF DIESEL GUN

- Capacity to 58 L/min
- Requires 50 kPa (7.5 psi) to open
- Not suitable for gravity fed applications
- Optional swivels to suit

**3/4"
BSP
FEMALE
INLET**



WAS \$139

\$119

PF01

SELECTA DIGITAL DIESEL METER KIT

The easiest way to fit an inline fuel meter to a wide variety of diesel equipment.

- This kit is supplied with additional fittings to allow the 1" BSP meter to be fitted to 3/4" BSP, or adapt a 1" Hose to a 3/4" nozzle and meter

PF26-X3

\$299



DIGITAL SHUT-OFF GUN

Diesel refuelling gun with digital litre counter

- Auto shut-off when tank is full
- Capacity up to 58 L/min
- 1" & 3/4" swivelling hosedail supplied
- Requires 50 kPa (7.5 psi) to open

**NOTE: WILL NOT
OPERATE IF GRAVITY FED**

PF54

\$189

**NEW
RELEASE**



12V SPRAYERS

SMOOTHFLO SPOTPAK SPRAYERS 50, 100 & 200 LITRE

The professional grade Smoothflo Spotpak range delivers no pulsation & high pressure for effective spot and distance spraying.

- 7L/min (open flow) 8 Bar /120psi max pressure
- Pump is recessed within tank for protection
- Spotjet spray gun with 600mm stainless steel lance & adjustable nozzle with tank clips for neat and easy spray gun storage
- 6 metres of 8mm delivery hose
- Drain plug 3/4" for easy clean and empty
- Non-spill lid, in-built carry handles
- 3 metre battery cable with alligator clips
- Ideal for use with up to 30m 10mm hose

BONUS
DISPOSABLE
COVERALLS AND
CHEMICAL GLOVES

\$499 WAS \$519
SP50-S7

BONUS
DISPOSABLE
COVERALLS AND
CHEMICAL GLOVES

\$599 WAS \$619
SP100-S7

BONUS
DISPOSABLE
COVERALLS AND
CHEMICAL GLOVES

\$699 WAS \$729
SP200-S7

Constant Flow Technology
NO PULSATION!

Chemicals should not be left in sprayers for more than 24hrs. Prolonged contact with some chemicals can start to degrade some of the common materials used in sprayer products. Always drain and flush with fresh water after use and leave fresh water in the pump, hose and gun.

6M DELIVERY HOSE

Pencil stream
sprays up to 8m

Conical
spray pattern

SPOTPAK REDLINE 25L SPRAYERS

Rechargeable or 12V options deliver versatile spraying solutions for mower trailers or quad bikes.

- 2.5L/min open flow, 3.3 Bar/50psi max pressure
- 550mm stainless steel lance, adjustable nozzle and tank clips for storage
- **SP25-R1:** With 3m power loom and alligator clips
- **SP25-B:** 12V Rechargeable SLA battery and 240V charger (pictured above)

SP25-B
\$226

SP25-R1
\$209

6M DELIVERY HOSE

Includes convenient
spray shield

Chemical
measuring jug

SPOTPAK REDLINE 55 & 100 LITRE SPRAYERS

- Ideal for weed control and spot spraying
- 550mm stainless steel spray lance and adjustable nozzle
- 3m wiring harness with alligator clips
- **55L:** 2.5L/min open flow or 3.3 Bar/50psi max pressure (pictured above)
- **100L:** 5.3L/min open flow, 4 Bar/60psi max pressure

55 LITRE
\$235
SP55-R1

100 LITRE
\$389
SP100-R2

EASY ASSEMBLY

**SHOWN WITH 55L WITH OPTIONAL TRAILER. PRICES DO NOT INCLUDE SPRAYER*

TRAILER KITS FOR REDLINE 55 & 100 LITRE SPRAYERS

- Converts Redline into a trailed sprayer for spraying larger areas with ride-ons
- Powder coated steel frame with adjustable double tongue hitch
- Large pneumatic wheels for smoother ride and better manoeuvrability
- **55L** with 16" x 4.8" wheels
- **100L** with 16" x 6.5" wheels

55 LITRE
\$129
TR55

100 LITRE
\$186
TR100

SMALL TRACTOR AND QUAD BIKE SPRAYERS

12V TRAYLINK SPRAYER

200L UNIT: POWDER COATED FRAME
300L UNIT: GALVANISED FRAME

- Aquatec High capacity 12V pump 20 L/min (open flow) or 4 Bar/60psi max w/ Viton valves & Santoprene diaphragms
- Graduated regulator w/pressure gauge for control and agitation
- Two manual section valves for spot and boom spraying
- Spotjet spray gun with adjustable nozzle
- 6m of 12mm I.D. hose

K02A
\$1,690

K03A
\$2,390

70L QUADBIKE SPRAYER

- Selecta 5.3L/Min open flow pump, 4 Bar/60psi max pressure
- Spotjet spray gun with 500mm stainless steel lance and adjustable nozzle and gun holder
- Chemical resistant Viton valves & TPU diaphragms
- Ratchet straps to secure to QUAD (pair included)



RP70-P1
\$549



RP50-P1
\$439

6M DELIVERY HOSE

70 LITRE RAKPAK PLUS

- 7L/min open flow, 8 Bar/120psi max pressure
- UV stabilised polytuff tank with **internal baffle**
- Pump with Viton valves & Santoprene diaphragm
- Spotjet spray gun with 500mm stainless steel lance and adjustable nozzle
- Ratchet straps to secure to Quad (pair included)



RP70N-S7
\$779



BOOMLESS NOZZLE KITS

Upgrade Redline trailers for boomless spraying.

55L: 2m spray width (TR55-10) **\$131**

100L: 3m spray width (TR100-10) **\$137**



Get connected with silvan.com.au

12V SPRAYERS



300 LITRE 12V LIGHTFOOT SPRAYERS

- 30m of 10mm ID Ag hose with variable spray gun (LT30-S8-2)
- Aquatec 20L/min open flow, 4 Bar/60psi max pressure with inline filter and pressure regulator
- 4m max coverage with galvanised cross fold boom with spring loaded break back and non-drip nozzle bodies

BOOMLESS NOZZLE
\$3,399
 LT30-S8-1

4M BOOM
\$3,899
 LT30-S8-2



200 LITRE TRUKPAK SPRAYER WITH ECONOMY REEL

Spray with the increased flexibility of a 30m hose reel for pest control, roadside or on-farm use.

- Aquatec 7L/min open flow, 8 Bar/120psi max pressure
- 30m of 10mm I.D. Ag hose and professional PA spray gun

TK200-S7-1
\$1,149

200 LITRE TRUKPAK SPRAYER WITH RETRACTABLE REEL

Comes with a 15m hose retractable reel for pest control, roadside or on-farm use.

- Aquatec 7L/min open flow, 8 Bar/120psi max pressure

8MM BRASS MOUNTING INSERTS

TK200-S7-2
\$1,149



200 LITRE HIGH PRESSURE TRUKPAK SPRAYERS

Cover more area with a 30m hose reel for close coverage or distance spraying with the one sprayer for pest control, roadside or on-farm use

- 13 Bar/200psi max pressure
- 30m hose and professional Triam spray gun



300 LITRE SQUATPAK

- Aquatec Smoothflo pump 12V DC
- 7L/min open flow, 8 Bar/120psi max pressure
- Atomiser + Spray gun with lever adjustable spray pattern from pencil stream to cone mist

SCREW DOWN LID WITH STRAINER FILL BASKET BENEATH



SPRAYING ACCESSORIES

BRASS BOOMLESS NOZZLES KIT WITH SINGLE OR DOUBLE SIDED SWATH

- M99-65 (size 02)
- Pump flow suitable is 7L/Min (DDP-552A - Smoothflo)
- Spray Swath single from 3.4m or Double 7.6m
- M99-66 (size 05)
- Pump flow suitable is 11 - 14L/Min 381-125, 361-2088 or DDP-555
- Spray Swath single from 3.8m or Double 7.6m

M99-65
\$149

90° SPRAY



180° SPRAY

M99-66
\$158



M99-72
\$153

BOOM FENCELINE KIT (TWIN PACK)

Mounts on the end of boom (min boom height 500mm).

- 1/2" BSP connection with nozzle swivel and on/off tap

FITS PAK BOOMS & FIELD BOOMS

1M, 2M & 3M PAK BOOM


- Stainless steel construction. 1, 2 & 3m width, non-drip nozzle assemblies
- Supplied with connecting hose, on/off tap and mounting clamps
- LC-15 Anvil deflector nozzles @ 2 Bar .97L/min

INCLUDES BREAKAWAY CLIPS (PICTURED) BOOM UNCLIPS IF AN OBSTRUCTION IS HIT

1 METRE
\$228
 L99-09

2 METRE
\$282
 L99-08

3 METRE
\$399
 RP1-10



ATV BOOMLESS NOZZLE KIT

- Can be set for spraying one or both sides
- M99-74: Suits pumps 5-10L/min \$179
- M99-75: Suits pumps 10-20L/min \$189



SLED SPRAYERS

400 LITRE SKID SPRAYER WITH SINGLE REEL TUFF REMOTE REEL

- UV stabilised polytuff tank with internal baffle and sump
- Honda 5.5HP engine with high quality Italian diaphragm pump
- 58L min open flow 20 Bar/290psi max pressure
- Supplied with Turbo 400 spray guns to produce a mist to a pencil straight stream spray pattern

L04H4-38R147

\$8,999

FULLY GALVANISED SKID FRAME

400L BAFFLED UV STABILIZED POLYTUFF TANK WITH SUMP

MINE SPEC QUALITY GALVANISED HOSE REEL WITH INTERNAL GEARBOX

LONG RANGE REMOTE

100M SMOOTHLINE HOSE & ATOMISER + SPRAY GUN

TURBO SPRAY GUN WITH VARIABLE FLOW AND SPRAY PATTERN ADJUSTABLE AT YOUR FINGERTIPS

HIGH PRESSURE PUMP MODELS AVAILABLE 5.5HP

LBA-42C

5.5HP HONDA GX160 ENGINE

L04H4-38R147T

\$12,999

400L TWIN REEL OPTION ALSO AVAILABLE

IDEAL FOR COUNCILS AND LANDSCAPING CONTRACTORS



300 LITRE SKID SPRAYER WITH REEL TUFF REMOTE REEL

- 300L Polytuff tank with sump
- Turbo 400 spray gun and liquid shutoff snap coupling for easy removal, storage or change
- Honda GX160 5.5HP engine & direct drive reduction gearbox
- Steel skid frame, hot dipped galvanised skid for extra durability and superior corrosion resistance
- Engine driven Comet BP60/20 Diaphragm pump 58L/min open flow or 20 Bar/290psi max pressure with regulator and spare outlets
- 100m smoothline hose and Atomiser + spray gun

WAS \$8,999

L03H4-38R147

\$8,799

LONG RANGE REMOTE



SILVAN 400 LITRE E-WIND 12 VOLT REMOTE CONTROL HOSEREEL

Silvan E-Wind 12 volt remote control sprayer features 400 litre baffled tank, Silvan diaphragm pump and Honda engine, heavy duty construction and 12 volt remote control reel.

- 400L baffled UV Stabilized Polytuff tank with sump
- 5.5Hp Honda GX160 engine with 60/20 diaphragm pump, 58L/min open flow, 20 Bar/290psi max pressure
- Heavy Duty steel construction hosereel with powder-coated finish
- Reel hub freely unwinds and uses electric clutch to engage rewind
- 12 Volt high Torque electric motor direct coupled to gearbox. Max 25amp under load
- Aerial is positioned inside the control box
- 100m smoothline hose and Atomiser + spray gun

L04H4-38K180

\$8,399

HEAVY DUTY CONTROLLER



Get connected with silvan.com.au

SILVAN SLED SPRAYERS ARE IDEAL FOR SPOT SPRAYING

Also suitable for fitting to Utilities, UTV, Trucks and Trailers Sizes include 300, 400, 600, 800 and 1000 Litre tank capacities.
Available with remote control hose reels and a range of engine driven Silvan diaphragm pumps.

400 LITRE SQUATPAK MOTORISED SPRAYER, REEL AND GUN

- Provides a range of outputs to support general spot spraying, high volume spraying and high pressure spraying
- 38L/min open flow 40 Bar/580psi max pressure
- 30m hose reel and professional Triam spray gun
- Baffled tank to reduce surge



L04H4-42

\$4,980

HONDA
5.5HP
GX160
ENGINE



FIRE FIGHTING UNITS

Silvan fire fighting units are made of high quality components sourced from world class manufacturers. Ideal for water transfer and washdown of machinery, they fit neatly across the back of a one tonne tray and between the wheel arches of popular utilities.

**425L/
MIN
OPEN
FLOW**



400 & 800 LITRE HONDA/ DAVEY FIRE FIGHTER UNITS

- 5.5HP Honda GX160 motor with Davey single impeller pump, max pressure 80psi (or 425L/min open flow)
- **SQF400D:** 20m hose and adjustable nozzle
- **SQF400D-1:** Hose reel with 30m hose and adjustable nozzle
- **SQF800D** - 20m 3/4" hose & adjustable nozzle
- **SQF800D-1** - Hose reel with 30m 3/4" hose and adjustable nozzle

SQF400D

\$2,939

SQF400D-1

\$3,299

SQF800D

\$3,439

SQF800D-1

\$3,769

400 LITRE SELECTA POWER FIRE FIGHTER

Ideal for use on UTVs & utes for fire fighting, water transfer and wash down.

- 6.5HP Selecta Power engine with high pressure, twin impeller pump, max pressure 100psi or 250L/min open flow
- 20m hose with adjustable fire fighting nozzle



SQF400S
\$2,139



600 LITRE HONDA DAVEY FIRE UNIT

- 4 Stroke 5.5HP GX160 Honda Engine direct coupled to Davey pump
- Pick up handle incorporated in main frame
- Heavy duty hose reel fitted with 30m x 3/4" hose and adjustable nozzle

SLF600D-1

\$3,989

QUICK FILL KIT USES PUMP & LARGE 6M HOSE FOR RAPID FILL

QUALITY HOSE REEL

AUSTRALIAN MADE REEL TUFF REMOTE HOSE REEL

Galvanised steel construction for enhanced durability, direct drive gearbox, long range interference-free remote control, hub position lock with spring loaded mechanism.



REEL TUFF 12V HEAVY DUTY REMOTE REEL

- High torque direct drive gear box
- Galvanised steel construction for corrosion and scratch resistance
- Long range remote system with automatic frequency hopping technology for interference-free use

100M
OF 1/2"
NYLON
TUBING

147R10012T
\$4,170

SILVAN E-WIND HEAVY DUTY 12 VOLT REMOTE HOSE REEL

- 12V high Torque electric motor direct coupled to gearbox. Max 25amp under load
- Powder coated finish
- Reel hub freely unwinds and uses electric clutch to engage rewind
- Aerial is positioned inside the control box

180K10012T
\$3,599



Prices include GST, exclude dealer installation and/or freight charges



PUMPS

12V AQUATEC HIGH CAPACITY PUMP

- 14L/min open flow, 4 Bar/60psi max pressure
- Viton valves santoprene diaphragm
- Supplied with 2 x 1/2" elbow & 2 x 1/2" threaded connectors

DDP-555

\$269

SILVAN BP20/15 PUMP

- 19L/min open flow, 20 Bar/290psi max pressure
- 1 3/8 six splined shaft
- Supplied with hose connections and mounting base plate

MADE IN ITALY



BONUS
TYRE INFLATOR
HEAVY DUTY
WITH GUAGE

WAS \$999
\$879
CBP02015



SILVAN 60/20 PTO PUMP

- 58L/min open flow, 20 Bar/290psi max pressure
- 1 3/8 six splined shaft
- Supplied with hose connections and mounting base plate

MADE IN ITALY



BONUS
TYRE INFLATOR
HEAVY DUTY
WITH GUAGE

WAS \$1,010
\$899
CBP06020



SILVAN 125/20 PTO PUMP

- 121L/min open flow, 20 Bar/290psi max pressure
- 1 3/8 six splined shaft
- Supplied with hose connections and mounting base plate

MADE IN ITALY



BONUS
TYRE INFLATOR
HEAVY DUTY
WITH GUAGE

WAS \$1,539
\$1,349
CBP12520



THE SILVAN RANGE OF PUMPS ARE AVAILABLE TO SUIT MOST SPRAYERS & SPRAY APPLICATIONS

Choose from 12 volt DC, PTO powered diaphragm version, engine function with a range of flows and pressures available to suit your application.

CONSTANT FLOW TECHNOLOGY

Smoothflo pumps ensure a constant flow with no pulsation, thus causing almost no vibration, noise or burden on the sprayer.



Constant Flow Technology
NO PULSATION!

12V SMOOTHFLO PUMP

Can be retrofitted to most 12 volt sprayers.

- 7L/min open flow, 8 Bar/120psi max pressure
- Viton valves/Santoprene diaphragm

PULSATION
FREE!



DDP-552A

\$219

SILVAN PAKPUMP 3.1L/MIN

Ideal for spot spraying, single nozzle applications.

- 3.1L/min or 60psi
- Viton Valves, TPU diaphragm



381-38

\$113

IDEAL
FOR SPOT
SPRAYING

SILVAN PAKPUMP 5.3L/MIN

Mid-range pump for spot spraying or small boom applications.

- 5.3L/min open flow, 4 Bar/60psi max pressure
- Viton valves/Santoprene diaphragm



381-2000

\$179

IDEAL
FOR SPOT
SPRAYING

SILVAN PAKPUMP 12.5L/MIN

This larger flow rate pump is ideal for small-medium boom spraying or fluid transfer applications.

- 12.5L/min open flow, 2 Bar/45psi max pressure
- Viton Valves, TPU diaphragm



381-125

\$175

IDEAL
FOR BOOM
SPRAYING

8000 SHURFLO PUMP 6.8L/MIN

Ideal for agricultural and industrial applications.

- 6.8L/min open flow, 4 Bar/60psi max pressure
- Viton valves/Santoprene diaphragm



361-8000

\$219

IDEAL
FOR SPOT
SPRAYING

2088 SHURFLO PUMP 11.3L/MIN

Ideal for higher flow boom spraying and fluid transfer applications.

- 11.3L/min open flow, 3 Bar/45psi max pressure
- Viton valves/Santoprene diaphragm



WAS \$319

\$279

361-2088

IDEAL
FOR BOOM
SPRAYING

12V AQUATEC 20L/MIN PUMP

Ideal for boom spraying.

- 20L/min open flow, 4 Bar/60psi max pressure
- Viton valves/Santoprene diaphragm



WAS \$413

\$349

DDP-550

12V AQUATEC 26.5L/MIN PUMP

- 26.5L/min open flow, 4 Bar/60 psi max pressure
- Viton valves/Santoprene diaphragm



DDP-551

\$676

IDEAL
FOR BOOM
SPRAYING

FERRONI NYLON ROLLER PUMP

These compact self-priming pumps can be quickly fitted direct to the PTO of any 540 RPM tractor to meet your spraying or transfer needs

ML125

\$599



SILVAN/SELECTA POWER FIRE FIGHTING PUMP

- 4 stroke over head cam engine with oil alert
- Direct coupled centrifugal, twin impeller fire fighting pump
- Max. 250 L/min open flow
- 100psi max pressure
- Maximum suction lift 3.5m
- 1 x 1 1/2" inlet, 2 x 1" outlet, 1 x 1 1/2" outlet

TWIN
STAGE
PUMP



OPTIONAL ACCESSORIES

Hose kit (LBA-100A)
\$282

LBA-100

\$689



Get connected with silvan.com.au

SPRAYBOOMS AND ACCESSORIES

6M & 8M FIELD BOOMS

Medium-duty corrosion resistant hot dip galvanised frame in 6 or 8m spraying widths. Features break back device that protects boom if an obstruction is hit.

- Ideal for linkage or trailer type sprayers
- Nozzles fully shielded from damage
- Supplied with AIXR002 Air Induction nozzles
- 6M boom pictured (032-044-6)

032-044-6

\$1,430

032-044-8

\$1,870



FULLY FOLDING ARMS WITH STAINLESS STEEL SPRAYLINES AND NON-DRIIP NOZZLE ASSEMBLY

3M & 4M CROSS FOLD BOOM

- Break back device protects boom if an obstruction is hit
- Designed for rear carry-all on most ATVs
- Adjustable height and quick fold mechanism
- Non-drip nozzle assemblies
- Mounting brackets supplied

3M
CROSS
FOLD
BOOM

RP1-25

\$866

RP1-26

\$991



STAINLESS STEEL SPRAYLINES WITH AIR INDUCTION NOZZLES

10M SPRING RETRACTABLE HOSE REEL

Ideal for 12V spot spraying and linkage sprayers.

- Can also be mounted on workshop wall
- 1/4" BSPM inlet outlet connection
- 10m of 8mm ID hose
- 16 Bar/240psi max pressure

SWIVELLING
STEEL
MOUNTING
BRACKET



180L01008A

\$129

15M SPRING RETRACTABLE HOSE REEL

• Can also be mounted on workshop wall

- 1/4" BSP M outlet connection
- 20 Bar/290psi max pressure
- 15m of 10mm ID hose
- 1.5m inlet hose

IDEAL TO USE
WITH 100L REDLINE
SPRAYER AND
SMOOTHFLO SPRAYERS

15M
HOSE



WAS \$189

\$165

180J1510A

14 LITRE SINGLE SIDED FOAM MARKER

- 12V fully sealed, dust free diaphragm compressor with breather
- UV stabilised poly tanks
- In cab remote mounted control box with wiring loom

ON OFF
SWITCH
CONTROL



042M

\$818

16L & 57L FOAM MARKERS

- In cab remote with On/Off & Left/Right control
- 16L: 16m delivery hose and double foam droppers (pictured)
- 57L: 36m delivery hose and double foam droppers

042D-16S

\$1,045

042D-57

\$1,595



MATRIX 430 GPS GUIDANCE SYSTEM

Use GPS technology to help guide tractors and machinery for optimal application when boom spraying to minimise spray overlap/underlap.

- Elapsed time counter measures amount of time spent on current job

TOUCH-
SCREEN
DISPLAY



GD430-GLO-P-L

\$2,449

HEAVY DUTY LOADING RAMPS

QUAD BIKE LOADING RAMPS

- Tough, lightweight and compact design
- Folds in half for easy storage
- Safety strap and lip to avoid slippage
- 2260mm L x 280mm W. Weight 16kg

450KG
CAPACITY



PAIR

\$189

ATV-03

FOLDING LOADING RAMPS

Made from tough light-weight aluminium.

- Each ramp is 2.26m long x 280mm wide & 11.9kg ea ramp
- Long lip on end of ramp with ribs for grip
- Folds in half to make handling & storage easier
- 2260mm L x 280mm W
- Weight 32kg

625KG
CAPACITY



PAIR

\$349

ATV-18

HAND SPRAYERS

Always flush your spray guns thoroughly after use and avoid spraying with chemical dyes to maintain clean seals and a smooth trigger action.

12L HEAVY DUTY TROLLEY PRESSURE SPRAYER

- Accurate application of herbicide, pesticide, fertiliser & cleaning products
- 500mm aluminium lance & adjustable nozzle

WAS \$87

\$79

TR12-2



VITON
SEALS & GASKETS
EQUIPPED

15L BACKPACK SPRAYER

Professional quality pressure sprayer. Designed for accurate application of chemicals using adjustable nozzles for spraying from a fine mist to a coarse pencil stream.

- Fitted with quality Viton diaphragm
- Flat fan and adjustable nozzle
- 500mm spray gun with stainless steel lance
- Lockable spray lance trigger
- Anti spill screw lid and strainer with handle storage
- Left or right side pump handle

KN15D-1

\$79



ADJUSTABLE
PADDED STRAPS
AND HANDLE
STORAGE

15L CHAPIN BACKPACK SPRAYER

- Easy operating spray handle for left or right handed use
- 740mm corrosion resistant spray lance with soft hand grip and trigger lock for continuous spraying
- Supplied with 3 different nozzles: adjustable brass, adjustable plastic and flat fan plastic
- Three stage filtration maintains long working life
- Padded straps and waist belt reduces shoulder strain
- Ergonomically contoured tank for added comfort
- Large Viton piston pump builds pressure fast
- Viton equipped

WAS \$188

\$169

CP-61800

VITON
SEALS & GASKETS
EQUIPPED



15L HEAVY DUTY CHAPIN KNAPSACK

Best in class, ease and innovation combined, the Chapin Self-Cleaning Backpack sprayer is loaded with features for the DIY Homeowner yet rugged enough for the Professional.

- Commercial quality sprayer with Jet Clean self-cleaning filter to reduce nozzle blockage
- Stainless steel wand with cushion grip and 3 nozzles - fan, cone and adjustable brass
- Swing-away handle for right or left hand use, folds up for storage.
- Padded shoulder straps reduces shoulder strain and back pad and fold-up handle
- Viton seals

CP-63900

\$219



JetClean self-cleaning pump

VITON
SEALS & GASKETS
EQUIPPED

16L RECHARGEABLE BACKPACK SPRAYER

Ideal for weed control, pest control and fertilisers around the farm, park, garden and nursery.

- UV stabilised polytuff tank
- Rechargeable 7.4V Li-Ion battery with charger
- Adjustable heavily padded shoulder straps, reduces shoulder strain
- 1.5L/min open flow (275kpa/40psi max.)
- Replacement pump code 382-072 6V pump
- Using adjustable nozzle: Up to 6m throw
- Santo diaphragm

WP16-6

\$195

Lithium-Ion
BATTERY POWER



VITON VALVES
SANTOPRENE
DIAPHRAGM



A FINE
MIST
PRODUCED

NBB-3W650

\$499

14L SILVAN BLOWAMIST

A necessity for any nursery, greenhouse or small orchard. Fan forced spray mist generates coverage deep into foliage.

- Compact 2 stroke 43cc engine

- 14L chemical tank with anti spill lid
- Chemical throw up to 15 metres
- Variable flow adjuster
- Padded shoulder support reduces shoulder strain

4L & 8L CHAPIN SURESPRAY PORTABLE SPRAYERS

Suitable for applying herbicide, pesticide, fertiliser and degreaser.

- Strong polyethylene tank with funnel top opening
- Spray gun includes a brass and plastic adjustable nozzle
- Includes clip-on spray shield and anti-clog filter
- Includes a 125mL (1/2 cup) measuring cup for chemicals which latches to spray tank for storage

CP-27010

\$57

CP-27020

\$67

LEADING
USA BRAND
Since 1884



Silvan
PARTS & ACCESSORIES
FULL RANGE OF SERVICE KITS & REPLACEMENT PARTS AVAILABLE

PARTS AND ACCESSORIES - Sprayers

As an independent manufacturer, we have forged strong links with our suppliers to have the ability to offer choices of components for your sprayer. We ship daily by courier and express post.



Get connected with silvan.com.au

SPRAY GUNS

SILVAN ATOMISER+ SPRAY GUN

A Heavy duty spray gun designed for professional and general spraying with an ergonomic handle to maintain comfort of use. An adjustable spray lever changes spray from straight stream to conical mist.

HEAVY DUTY POLYPROPYLENE CONSTRUCTION WITH STEEL/BRASS BARREL

WAS \$102

\$89

410-52

**40 BAR
MAXIMUM
PRESSURE**

SPRAY LEVER CHANGES
THE SPRAY PATTERN

COMPACT PA SPRAY GUN

- 1/4" BSP F inlet supplied with 3/8" and 1/2" hoesetails
- On/off trigger grip action with lock off position
- Fibreglass reinforced body

**HELPS
REDUCE
FATIGUE**

410-34

\$139

SILVAN JETPRO SPRAY GUN

DESIGNED BY SILVAN

Max. pressure rating of 4000kPa (600psi). Variable spray pattern from straight stream to conical mist

- Strong corrosion resistant lance with non-drip shut-off at nozzle
- Professional spray gun, that has the ability to deliver a straight stream to a cone spray pattern by easily adjusting the trigger
- Locking device that allows the operator to set a desired spray pattern for easier constant spraying requirements

**NEW and improved
handle design by SILVAN**

TRADITIONAL
HANDLE DESIGN

WAS \$135

\$129

410-53

*Polypropylene hand gun
construction and comfortable
ergonomic trigger grip action*

Supplied with 1/2" and 3/8" hoesetails and swivel

FOAM GUN WITH VENTURI INJECTION

- 13mm hose barb, on/off trigger
- Foam fan nozzle
- Use diluted detergent
- 3-6 bar pressure

410-58

\$59

SUPPLIED WITH 1/2" AND 3/8" HOSETAILS



CONICAL
SPRAY PATTERN

PENCIL STREAM
SPRAYS UP TO 8M

GE057 SPRAY GUN

Robust Polypropylene hand gun construction and comfortable ergonomic trigger grip action minimises fatigue

- Adjustable Brass cone jet nozzle
- Strong corrosion resistant 500mm stainless steel lance
- Suits pumps up to 280psi

410-57

\$49

SILVAN VARIJET SPRAY GUN MKII

Lightweight, corrosion resistant ergonomical design, sprays from straight stream to conical mist.

- Spray pattern changes by rotating gun barrel
- On/off trigger grip action with lock off position
- 1/2" BSP M inlet with hose tail to fit 10/12.5mm hose
- Hose swivel Included



DESIGNED TO
REDUCE FATIGUE
WHILE SPRAYING

SILVAN TELESCOPIC SPRAY LANCE

- Extends from 600mm to 1000mm
- 6.6 Bar/100psi max pressure

**8MM
HOSE
SIZE**

\$49

410-26

STRAIGHT
STREAM
OR CONICAL
MIST

SILVAN TOMMY GUN

Ideal for use in chook sheds for cleaning, spraying tall trees and long distance spraying applications.

- Heavy duty gun, on/off trigger, adjustable spray pattern and two handed grip
- Produces a powerful straight stream to a fine mist
- Operating pressure from 15 to 50 bar and supplied with 1.5 & 2.5mm nozzles

410-54

\$99

SILVAN TRIGGER SPRAY GUN

- The poly hand piece has a lock on/off feature
- Adjustable nozzle that produces a straight stream or a conical spray pattr
- Fitted with chemical resistant O'Rings
- Stainless steel lance
- Hose ID 6mm OD 12mm Wt .206kg, length 780mm

382-052

\$22

TURBO 400 SPRAY GUN

- 1/2" BSP M inlet and hose swivel
- Min operating pressure for misting is 150psi
- Supplied with 3/8" and 1/2" hoesetails

\$169

411-22



SECURITY

WHO'S WATCHING YOUR PROPERTY, MACHINERY, LIVESTOCK, TOOLS, DIESEL OR VALUABLES WHILE YOU'RE AWAY?

EXTRA CAMERA WAS \$173

\$159
CCTV1-CAM

CASCADING CAMERA SURVEILLANCE SYSTEM

- Complete with 500mb hard drive – Data can be transferred to a USB Stick
- Camera's can be set up with WiFi or cable (*not supplied*)
- Wifi Camera distance 50 meters for 1st Camera and an extra 50m for each additional camera in direct line
- Activation can be set for motion, continuous or programmed time periods
- Supplied with 255mm screen and mouse
- Connect to router for Smartphone Access
- 2 x camera kit standard.
- Up to 4 cameras can be used

OPTIONAL EXTRA CAMERA'S AVAILABLE
CCTV3-CAM \$179

CCTV3-01
\$899

NEW RELEASE

SENTINEL WIRELESS SURVEILLANCE

Upgrade the security on your premises with this modular, easy-to-install system and monitor via monitor, smart phone or mobile device.

- Wireless video up to 150m for monitoring
- Runs up to 4 cameras per kit
- Indoor & outdoor CCTV system with 7" screen



ONE CAMERA KIT

\$462
CCTV1-01

TWO CAMERA WAS \$599

\$569
CCTV1-02

SOLAR PANEL AND BATTERY FOR SECURITY CAMERAS

- 10V output suitable for use with all Selecta security cameras SECURE01, 120 & 100-3G
- Large 3000mAh Li-Ion battery & 2 watt panel that can be charged from the sun or from the wall adaptor for fast charging
- Replaces the need for AA batteries in Selecta security cameras
- Includes mounting bracket, strap and 1.5m cable to connect to the cameras



IP54 WATER RESISTANT

SEC-SOLAR2

\$119

V60 MOTION ACTIVATED SECURITY CAMERA

- High clarity 12MP camera with 60° lens**
- 8GB SD card included.
Note: not suitable for WiFi SD cards
- Fast response time down to 0.6 Seconds
- Day and night use with No-Glow night vision
- IP54 for outdoor use

STORES
3,400+ IMAGES

FREE MOUNTING BRACKET

\$209
SECURE06

WIDE ANGLE MOTION ACTIVATED 12MP SECURITY CAMERA

- Wide 120° camera view**
- Supplied with standard 16GB SD card which can store 11,300+ images
- Up to 9 months standby time using 12 x AA batteries
- IP54 for outdoor use

STORES
11,300+ IMAGES

FREE MOUNTING BRACKET

\$339
SECURE120

CAMERA POSITIONING

Security cameras should be positioned to avoid low sun angles from the East or West as this can cause poor quality photos. Facing South is best as this avoids direct sun on the camera lens.

WIDE ANGLE MOTION ACTIVATED SECURITY CAMERA - 3G CAPABILITY

Once connected with a 3G sim card and SD card, you have coverage, the camera can be positioned anywhere on farm or isolated locations and detection images can be sent to one or two phone numbers and an email address, for easy file transfer.

- Wide angle 100° lens to capture larger areas

STORES
5,600+ IMAGES

FREE MOUNTING BRACKET

\$499
SECURE100-3G

Accepts 3G micro sim cards. For best results check the availability of the 3G network in your area before purchasing a sim card

SENDS IMAGES TO YOUR PHONE

SOLAR MOTION LIGHT WITH REMOTE

Perfect for outdoor or undercover to improve the lighting of carports, pergolas, balconies, workshops and fuel supplies.

- Automatically brightens when movement detected
- 3.5m charge cable to fit light & solar panel separately
- Use remote to power on/off or activate timed 1-2hr 1000Lm work light
- Provides gentle 150Lm ambient light for up to 3 full nights (from 1 full charge)
- Motion sensor activates bright 500Lm work light whenever activity

IP65 WATER RESISTANT

SOLAR-5

\$249



Get connected with silvan.com.au

WORKLIGHTS

ALL HAVE ROBUST DIE-CAST ALUMINIUM BODIES AND ADJUSTABLE MOUNTS

LARGE 234W LIGHTBAR WITH SPOT LENS

Powerful and high quality, ideal for use with a range of equipment.

- 16,200+ Lumens Spot light beam for distance viewing
- Robust die-cast aluminium body
- Polycarbonate lens for added strength
- IP67 rated water & dust resistance

920MM



SIMPLE SWIVEL MOUNT

12/24V NOMINAL OPERATION

FREE
KNIFE & SHEARS SHARPENER
WAS \$399
\$339
LIGHT-20B

NOTE: BRIGHTNESS QUOTED IN OPERATING LUMENS, NOT THEORETICAL LUMENS FOR TRUE COMPARISON.

15 WATT LED FLOOD LIGHT

- 780+ Lumens Flood beam work light
- 12/24V nominal operation
- Adjustable mount
- IP67 Rated water and dust resistance

LIGHT-10A

\$59



145MM

27 WATT LED FLOOD LIGHT

- 1900+ Lumens Flood beam work light
- 12/24V nominal operation
- Adjustable mount
- IP67 Rated water and dust resistance

LIGHT-12B

\$99



105MM

54 WATT LED SPOT LIGHT

- 3780+ Lumens Spot light beam for distant viewing
- Polycarbonate lens for added strength
- IP67 rated water and dust resistance

WAS \$244

\$219
LIGHT-13B



235MM

FREE
KNIFE & SHEARS SHARPENER

90 WATT LED COMBO LIGHT WITH SPOT & FLOOD BEAM

- 6250+ Lumens Combo light
- Spot light & floods for clear view and good peripheral close up view

90W



370MM

12/24
DUAL VOLTAGE

WAS \$297

\$219
LIGHT-16C

BEACONS, LED LIGHTS AND SOLAR

ROTATING 12V BEACONS

- Covered magnetic base with suction cup
- Provision to screw down for temporary or permanent install
- Cigarette lighter plug



GF40

\$79



LED MAGNETIC BEACON

- ECE R65 and ECE R10 compliant
- 3 Flash patterns: rotating flash, fast strobe & slow strobe
- Soft magnetic base with suction cup

GF60

\$119

6W SOLAR POWER TRICKLE CHARGER

12V battery maintenance and USB device charging.

Maintain battery charge in quad bikes, tractors, etc.



WAS \$87

\$79
SOLAR-6W

LED 5 WATT RECHARGEABLE SPOT LIGHT

- 280+ Lumens, strong light beam for distant viewing
- Lithium rechargeable battery - 2.5 hour use
- AC 240V charger and 12V DC car charger included

Lithium-Ion
BATTERY POWER



WAS \$46

\$39
SPOT-5W

TOUGH
POLYCARBONATE
LENS

LED 5W PORTABLE RECHARGEABLE WORK LIGHT WITH MAGNETIC BASE

- 5 bright powerful LEDs
- 1000+ Lumens up to 4 hours running time
- Large capacity Lithium rechargeable battery

Lithium-Ion
BATTERY POWER

STRONG MAGNET
ATTACHED TO BASE

THREE
MODES:
HIGH POWER,
LOW POWER
AND SOS



LIGHT-21

\$97

3W SOLAR POWER TRICKLE CHARGER

12V battery maintenance. Maintain battery charge in quad bikes, tractors, etc.

WAS \$43

\$39
SOLAR-3W



LIGHTS AND BEACONS

LED NEW SELECTA WORKLIGHT RANGE

LONG FOCUS HEADLIGHT LED 250 LUMENS

- 2 mode settings: High 250 Lumens & Low 100 Lumens, operating time from 1 - 3hrs
- Adjusting head light angle with focus adjustment function
- Rear red light in housing for safety



\$20



\$59

RECHARGEABLE WORK LIGHT WITH HOOK + STAND

- 2 Modes: High 600lm = 1hr, Low 200lm = 3hr
- Foldable stand for convenient usage
- Durable housing with rubberized handle
- 3.7V 2800mA Li-ION batteries included
- AC/DC adaptor and DC12V car charger




MULTIPLE LIGHT PATTERNS INCLUDING AST AND SLOW STROBE



MAGNETIC RECHARGEABLE WARNING LIGHTS 3 PACK

- 6 hour operation as warning strobe
- Carry case with all 3-at-once charging with 240V and 12V adaptors




\$129



COMPACT WORK LIGHT + MAGNETIC PICKUP TOOL

- Strong magnetic base & hanging loop for many applications
- 3 AA size batteries for fast emergency work lighting with a 1+Hr Run time for the work light



\$25

SPREADERS

POLY HOPPER 3 POINT LINKAGE SPREADER

Non-corrosive polyethylene hopper suited to small and medium spreading applications.

- 350 litre capacity poly hopper
- Stainless steel spinning disc
- Includes PTO shaft/drive
- Optional hopper cover & one or two sided conveyor

\$1,210
PL-500



SX SERIES LINKAGE SPREADER

Features a galvanised metal hopper suited to small and medium spreading applications.

- 345 litre capacity
- Includes PTO shaft/drive
- 6m -18m spreading width
- CAT1 pins for linkage model
- Optional one-sided conveyor

\$1,045
SX-500GALHOP



HARDWARE

LARGE STEEL MESH CART

- Standard 13" Pneumatic wheels on steel rim
- Durable 200kg load steel mesh tray
- Easy convert powder-coated steel handle for push or tow arrangement
- Robust powder-coated steel frame
- Easy to remove sides for platform arrangement



\$199
BBGC1010

100L SELECTA SHRED WHEELBARROW

- Heavy duty, 1.2mm thick, red powder coated steel tray for superior strength and durability
- Heavy duty galvanised steel handles
- Fully welded solid steel legs and front stays
- 16" x 4.8" Pneumatic wheel on steel rim with sealed bearings



\$199
SPECIAL! SHRED

BOLT THROUGH STYLE TRAY

FLAT-FREE HAND TROLLEY

Fully welded hammertone industrial finish frame for maximum strength and durability.

- 10" Solid, puncture proof flat-free wheels
- Easy fold down platform for carrying large items
- 150kg capacity



\$49
SPECIAL! HT158

MULTI-PURPOSE FOLDING PLATFORM



BOOT SCRAPER

- Heavy duty scrapers on front and sides prevent mud from entering your premises
- Made from durable natural rubber



\$39
RBS1

40cm x 30cm



Get connected with silvan.com.au

WORKSHOP

PORTABLE POWERPACK AND JUMP STARTER KIT

Suitable for petrol engines and diesel engines (up to 3.5L).

- Cranking Amps 600A (peak)
- Overload, reverse polarity and short-circuit protection
- Recharge jump start from car cigarette lighter or USB connection

JS012

\$179



650MM PUSH ALONG SWEEPER

Home handyman sweeper ideal for garages, driveways, sidewalks and warehouses.

- Working width with two side brushes 650mm
- Hopper volume 16 Litres
- Dual sweeper arms bring debris to catcher
- Handle folds down for easy storage

S650

\$199

UP TO 5 TIMES
QUICKER THAN
A BROOM BUT
WITHOUT THE DUST



NEW
RELEASE

920MM PUSH ALONG PICK UP SWEEPER

- Industrial grade workshop sweeper
- Dual sweeper arms bring debris to catcher
- Easy to empty trash catch
- Save valuable time clearing the workshop
- Can be used with left, right or both arms

S920

\$479

ADJUSTABLE BELT
FOR EACH SWEEPER
ARM TO MAXIMISE THE
BRUSH TENSION



QUICK
EASY
EMPTY

ANIMAL ENCLOSURES

Designed for small pets, the fully galvanised steel and chain link mesh construction is sturdy, reliable & easy to assemble.

- Fully galvanised steel and chain link mesh
- **Small Size (m):**
2.3 L x 1.9 W x 1.2 H
- **Large Size (m):**
3.9 L x 2.2 W x 1.82 H

WAS \$239

\$199

TC8009-1

QUICK
EASY
SET-UP



FLAT
PACK

QUICK AND
SIMPLE SET-UP,
NO TOOLS
REQUIRED!

QUICK
EASY
SET-UP



WAS \$369

\$329

TC8009-2

TYRE INFLATOR HEAVY DUTY WITH GAUGE

- Protected pressure gauge for tough environments
- Working range: 0-140psi (0-9.5 Bar)
- Max air supply: 200psi (13.5 Bar)
- Inflate/deflate lever
- Inlet 1/4" BSP F
- Anti-Kink hose cover

PF52

\$49



TRAILER DOLLY

- Ideal for the easy movement of lightweight trailers
- Pneumatic tyres for easy manoeuvrability
- 50mm hitch ball
- T bar handle



TC902

\$119

NEW FOR WINTER

SEE

**IN-STORE FOR
COUNTER
DISPLAY**

BOOMLESS NOZZLE KIT

Ideal for use where a conventional boom cannot be used

- Large droplets ideal for Herbicide
- Use as single or double sided spray
- Suitable for pumps up to 20 L/min
- Max spray width 2 nozzles 7.4mt
- Supplied with nozzle blanking cap and mounting bracket

M99-75B

\$129

**NEW
BUDGET
MODEL**



RECOMMENDED OPERATING
PRESSURE 2 TO 4 BAR

DRIFT REDUCING AIR INDUCTION NOZZLES

- 110 Deg spray angle
- Long life wear
- Helps minimise drift
- Sizes: 015, 02, 025, 03 and 04
- Colour coded
- Phone App available
- Meet industry standards



**12
PACK**

PKT-CFA110...

\$99

**NEW
RELEASE**

EQUIVALENT TO OTHER WELL
KNOWN AIR INDUCTION NOZZLES



HIGH VOLUME SPRAYING/WATERING

- 50L/min
- Low pressure
- Max Pressure 12 Bar
- Adjustable jet width by trigger
- Shockproof protective ring
- ½" BSP inlet with swivel

410-59

\$89



**NEW
RELEASE**

200 LITRE ECON DIESEL UNIT

- 40L/Min open flow self priming pump
- 3m long power cord with alligator clips
- UV Stabilized polytuff tank
- 4m of ¾" delivery hose with swivel and manual nozzle



**BONUS
TYRE INFLATOR
HEAVY DUTY
WITH GAUGE**

\$699

TKD200-7



LARGE CAPACITY STEEL MESH CART

**OPTIONAL
FITS 200 LITRE
DIESEL UNIT
(SHOWN)**

***DOES NOT INCLUDE
200L DIESEL UNIT**

BBGC1010

\$199



200 & 400L DIEELPOWER

- 12V Dieelpower self-priming pump
- 4m wiring harness with alligator clips
- High quality auto shut-off nozzle
- Lockable filling cap with 2 keys
- 30 min duty cycle, 30 min on/off
- Suction foot screen filter on internal suction line
- 4m of ¾" delivery hose with swivel and crimped fittings
- Baffled tank (400L only)

**40L/
MIN
OPEN
FLOW**

**BONUS
PORTABLE JUMP
STARTER KIT
VALUED AT \$179**

WAS
\$999

\$979

SQDN200-7

**BONUS
PORTABLE JUMP
STARTER KIT
VALUED AT \$179**

\$1,229

SQDN400-7

SILVAN AUSTRALIA PTY. LTD. ABN 48 099 851 144

FREE CALL: 1300 745 826 FAX: 1800 745 826

Email: info@silvanaust.com Web: silvan.com.au



All items in this catalogue have been included in good faith on the basis that goods described were available at the time this catalogue was published. Failure of suppliers to deliver in accordance with samples, descriptions, or at all, or other unintentional causes may result in some lines being unavailable. Space may prevent some participating dealers from stocking all items. All brand names and product names used in this publication are trade names, registered trade marks, or pending trade marks of their respective owners.

*PRICES INCLUDE GST, EXCLUDE DEALER INSTALLATION AND/OR FREIGHT CHARGES.

COPYRIGHT © SILVAN AUSTRALIA PTY. LTD. 2018

Ref: SEL-WINTER-18