

ELECTRONIC SUPERWATT® LIGHTWATT®

Cat. #		Approvals
Job	Type	



APPLICATIONS

- Superwatt and Lightwatt are engineered with high performance, industry leading optics and they are now available with Electronic ballasting. This gives you all of the benefits of the conventional magnetic ballasted units with a fully electronic, controllable, ballast.

SPECIFICATIONS

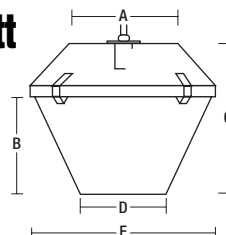
- The Superwatt operates from 208V to 277V and accept lamps from 250 watt to 400 watt in Pulse Start.
- The Lightwatt also operates from 208V to 277V with a a 150 watt Pulse Start.

LISTINGS

SWX and LWX are CSA listed.



Superwatt

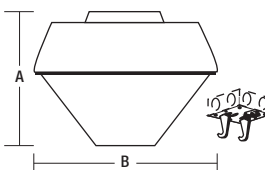


PENDANT MOUNT

SURFACE MOUNT

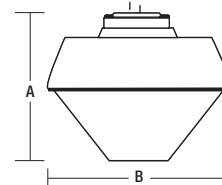
	A	B	C	D	E
PENDANT MOUNT	13 ¹ / ₈ "	11 ⁹ / ₁₆ "	17 ⁷ / ₈ "	10 ¹ / ₄ "	22 ¹ / ₂ "
	333 mm	294 mm	454 mm	260 mm	571 mm

Lightwatt



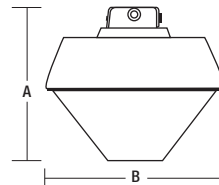
J-BOX MOUNTING

A	B
12 ¹ / ₄ "	14 ³ / ₄ "
311 mm	375 mm



PENDANT MOUNTING

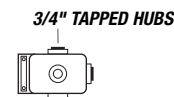
A	B
14"	14 ³ / ₄ "
356 mm	375 mm



CEILING THRU-WIRE

A	B
14 ¹ / ₄ "	14 ³ / ₄ "
362 mm	375 mm

SURFACE J-BOX
BY OTHERS



ORDERING INFORMATION

ACCESSORIES

Catalog Number	Description
SUPERWATT DAMP	
SWD-250-EB-A-P-WH	Superwatt, damp, 250W, electronic ballast, acrylic, pendant white
SWD-320-EB-A-P-WH	Superwatt, damp, 320W, electronic ballast, acrylic, pendant white
SWD-350-EB-A-P-WH	Superwatt, damp, 350W, electronic ballast, acrylic, pendant white
SWD-400-EB-A-P-WH	Superwatt, damp, 400W, electronic ballast, acrylic, pendant white
SUPERWATT WET	
SWW-250-EB-A-P-WH	Superwatt, wet, 250W, electronic ballast, acrylic, pendant white
SWW-320-EB-A-P-WH	Superwatt, wet, 320W, electronic ballast, acrylic, pendant white
SWW-350-EB-A-P-WH	Superwatt, wet, 350W, electronic ballast, acrylic, pendant white
SWW-400-EB-A-P-WH	Superwatt, wet, 400W, electronic ballast, acrylic, pendant white
LIGHTWATT CEILING	
LWC-070-EB-A-WH	Lightwatt, 70W, electronic ballast, ceiling, acrylic, white
LWC-100-EB-A-WH	Lightwatt, 100W, electronic ballast, ceiling, acrylic, white
LWC-150-EB-A-WH	Lightwatt, 150W, electronic ballast, ceiling, acrylic, white
LIGHTWATT JUNCTION BOX	
LWJ-070-EB-A-WH	Lightwatt, 70W, electronic ballast, J-Box, acrylic, white
LWJ-100-EB-A-WH	Lightwatt, 100W, electronic ballast, J-Box, acrylic, white
LWJ-150-EB-A-WH	Lightwatt, 150W, electronic ballast, J-Box, acrylic, white
LIGHTWATT PENDANT MOUNT	
LWP-070-EB-A-WH	Lightwatt, 70W, electronic ballast, pendant, acrylic, white
LWP-100-EB-A-WH	Lightwatt, 100W, electronic ballast, pendant, acrylic, white
LWP-150-EB-A-WH	Lightwatt, 150W, electronic ballast, pendant, acrylic, white

Due to our continued efforts to improve our products, product specifications are subject to change without notice.



Industrial Lighting

Hubbell Industrial Lighting • 701 Millennium Boulevard • Greenville, SC 29607 • PHONE: 864-678-1000

For more information visit our web site: www.hubbell-ltg.com