



NEW PRODUCT ANNOUNCEMENT

TAIT ORCA VEHICLE KIT



Features:

- External Antenna
 - Fast Charger
 - Audio Amplifier
- Mobile Microphone
- Locking Mechanism
 - Key Lock

sounds louder

goes further

lasts longer



Part Numbers	Description
TOPA-VK-002	Tait Orca Vehicle Kit, no install accessories
TOPA-VK-006	Tait Orca Vehicle Kit with Mobile Mic and install accessories
TOPA-VK-007	Tait Orca Vehicle Kit with Mobile Mic, Speaker and install accessories
TOPA-VK-008	Tait Orca Vehicle Kit with Heavy Duty Mic and install accessories
TOPA-VK-009	Tait Orca Vehicle Kit with Heavy Duty Mic, Speaker and install accessories
Install Accessories	
TOPA-VK-010	Tait Orca Vehicle Kit Mount Adaptor
TOPA-VK-020	Tait Orca Vehicle Kit U Bracket 1
TOPA-VK-030	Tait Orca Vehicle Kit U Bracket 2
TOPA-VK-040	Tait Orca Vehicle Kit U Bracket 3
TOPA-VK-050	Tait Orca Vehicle Kit Mounting Plate
Vehicle Kit Accessories	
TOPA-VK-100	Tait Orca Vehicle Kit Mobile Mic
TOPA-VK-200	Tait Orca Vehicle Kit External Speaker
TOPA-VK-300*	Tait Orca Vehicle Kit Visor Mic
TOPA-VK-400*	Tait Orca Vehicle Kit Remote PTT
TOPA-VK-500	Tait Orca Vehicle Kit Heavy Duty Mobile Mic
*Availability to be advised	

Introducing:

The **NEW** Tait Orca Vehicle Kit.

“The freedom of a portable and the benefit of a vehicle antenna”

Installation equipment:

Installation of a vehicle kit is an individual process; each brand of car is different. Therefore we have a wide range of equipment to install your vehicle kit. However, you will not need every piece of equipment in the Kit.

Explanation of Install Equipment:

TOPA-VK-010	TOP VK Mount Adaptor	This is primarily used to attach a non Tait installation accessory to your vehicle. (See picture below)
TOPA-VK-020	TOP VK Single height U bracket	This bracket is 60mm long (See picture below)
TOPA-VK-030	TOP VK Double height U bracket	This bracket is 120mm long (See picture below)
TOPA-VK-040	TOP VK Triple height U bracket	This bracket is 180mm long (See picture below)
TOPA-VK-050	TOP VK Mounting Plate	This mounting plate is used to connect the Tait installation equipment to the vehicle. The mounting plate connects to the inside of the dash board plastic, sandwiching the plastic with the mounting plate and a bracket of your choice.

sounds louder

goes further

lasts longer





Tait Orca Vehicle Kit



Installation Equipment

**TOPA-VK-010
Mount Adaptor**



TOPA-VK-010 connects to TOPA-VK-002

**TOPA-VK-020
Single height U bracket (60mm)**



**TOPA-VK-030
Double height U bracket (120mm)**



**TOPA-VK-040
Triple height U bracket (180mm)**

* All brackets come with a screw to connect additional brackets.

We expect two of these brackets to be needed in every installation of a vehicle kit. One bracket connects to TOPA-VK-002, and to a second bracket. This second bracket connects to the vehicle and the mounting plate if required. (See picture below)

sounds louder

goes further


lasts longer



TOPA-VK-030 connected to TOPA-VK-002


TOPA-VK-050 connected to TOPA-VK-020

The plastic part of the vehicle dash goes in between the bracket and the mounting plate.



TOPA-VK-002 with external connections
(Visor mic, external speaker, remote PTT and mobile mic)

**TOPA-VK-050
Vehicle Kit Mounting Plate**



**Power cord*
219-02668-01**



* Power cord is included in TOPA-VK-002 as well as key lock

sounds louder

goes further

lasts longer

