

HYPEN说明书

HYPEN説明書

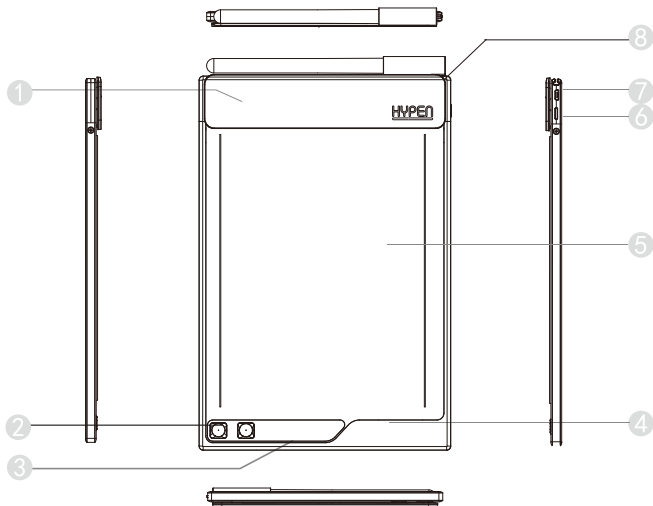
HYPEN Quick Start Guide

The logo consists of the word "HYPEN" in a stylized, outlined font. The letters are interconnected, with the 'H' and 'Y' sharing a vertical stroke, and the 'P' and 'E' sharing a vertical stroke. The 'N' is separate. The entire word is underlined with a single horizontal line.

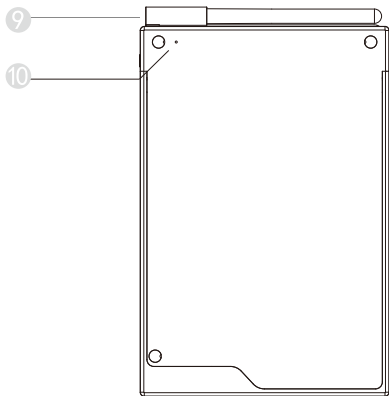
HYPEN

# Getting to Know the HYPEN

---



Front



- ① Clip
- ② Up & Down button
- ③ Status screen
- ④ Status LED
- ⑤ A5 writing area
- ⑥ Power button
- ⑦ Micro-USB
- ⑧ Pen holder
- ⑨ Pen
- ⑩ Reset button

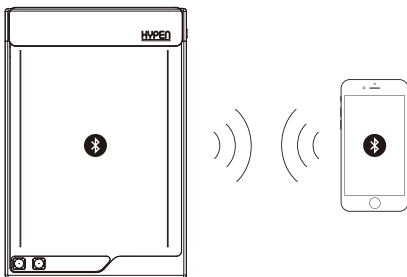
Back

# Connection

---

## Bluetooth 4.0 connection

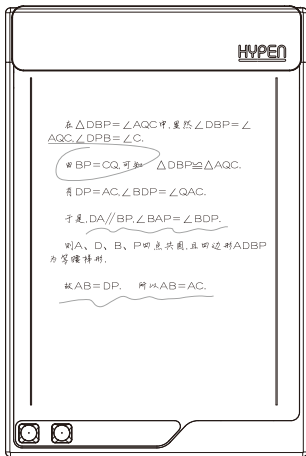
Open the HYPEN, open the Bluetooth of your pad or phone, and then open related software to operate according to software's guidance. If reconnection needed, please press the Down button for 3 seconds.



# Getting Started

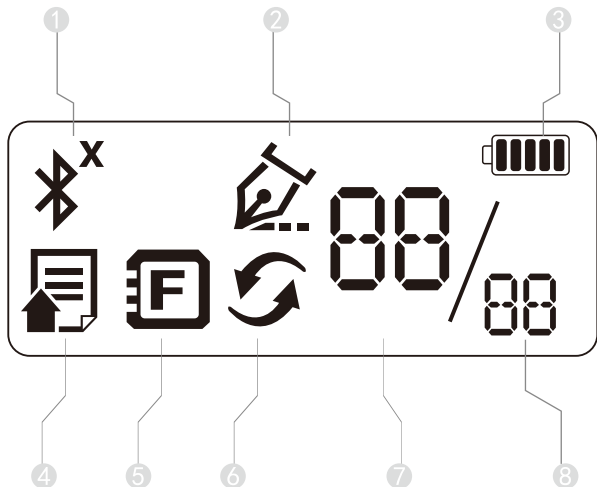
---

You can put paper or writing pad no thicker than 5mm into the A5 writing area, and then clip the paper or writing pad (A5 size maximum).



# Status Screen


---



- 
- ① Bluetooth status
  - ② Pen signal
  - ③ Battery status
  - ④ Uploading (only shows in Storage mode)
  - ⑤ Storage mode (F shows when full storage)
  - ⑥ Real time mode
  - ⑦ Current page number (only shows in Storage mode)
  - ⑧ Total page number (only shows in Storage mode)

# Status LED

---



Red light on: charging

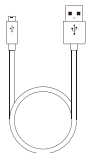


Red light off: fully charged



# Accessories

---



USB Charging  
Cable



Ink Cartridge

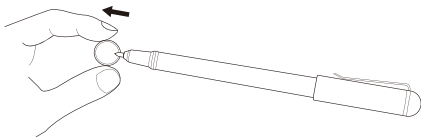


Cartridge  
Changer

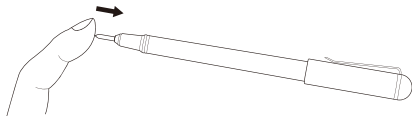
## Change Ink Cartridge

---

1



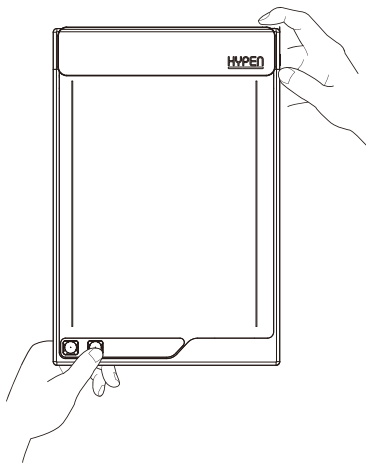
2



# Restore Factory Settings

---

Press the Down button and Power button simultaneously for 5 seconds, the product will restore to the factory settings. Please back up all the data you have stored in the device, otherwise you will lose all the data after the device restored to factory settings.



© Copyright 2017 PendoTechnology China Corporation. All rights reserved. PendoTech, PendoTech logo, HYPEN and PendoPDF are registered trademarks of Pendo Technology China Corporation. All other company names and product names are trademarks and/or registered trademarks of their respective owners.

Pendo Technology China Corporation has made every effort to ensure the accuracy and completeness of this document. However, as ongoing development efforts are continually improving the capabilities of our products, we cannot guarantee the accuracy of the contents of this document. We disclaim liability for errors, omissions or future changes.

**FCC Statement**

This equipment has been tested and found to comply with the limits for a Class B digital device, pursuant to Part 15 of the FCC Rules. These limits are designed to provide reasonable protection against harmful interference in a residential installation. This equipment generates uses and can radiate radio frequency energy and, if not installed and used in accordance with the instructions, may cause harmful interference to radio communications. However, there is no guarantee that interference will not occur in a particular installation. If this equipment does cause harmful interference to radio or television reception, which can be determined by turning the equipment off and on, the user is encouraged to try to correct the interference by one or more of the following measures:

- Reorient or relocate the receiving antenna.
- Increase the separation between the equipment and receiver.
- Connect the equipment into an outlet on a circuit different from that to which the receiver is connected.
- Consult the dealer or an experienced radio/TV technician for help.

Changes or modifications not expressly approved by the party responsible for compliance could void the user's authority to operate the equipment.



欢迎关注我们 Follow us on Wechat

总公司：上海磐度信息科技有限公司

地址：上海市闸北区广中西路777弄多媒体产业园 99号江裕大厦205室

电话：+86-021-6064 6161

Hong Kong Office: Pendo Technology Limited

Address : Unit C2, 20/F, TG Place, 10 Shing Yip Street, Kwun Tong, Hong Kong

Telephone : +852-3755 4277

网址Website : <http://www.pendo-tech.com/>

服务电话 Service hotline : 400-615-5185

服务电邮 Service email : [cs@pendo-tech.com](mailto:cs@pendo-tech.com)