



CONSUMER ELECTRONICS

PHILIPS



AZ 6892



GB	CD-Player	4
F	Lecteur CD	8
D	CD-Spieler	12
NL	CD-speler	16
E	Lector de CD	20
I	Lettore CD	24
S	CD-spelare	28
SF	CD-soitin	32

(GB) English page 4

Illustrations page 3
Guarantee and service pages 36-37-38

(I) Italiano pagina 24

Illustrazioni pagina 3
Garanzia e servizio pagine 36-37-38

(F) Français page 8

Illustrations page 3
Garantie et service après-vente ... pages 36-37-38

(S) Svenska sida 28

Figurer sida 3
Garanti och service sidorna 36-37-38

(D) Deutsch Seite 12

Abbildungen Seite 3
Garantieleistung und Service Seiten 36-37-38

(SF) Suomi sivu 32

Kuvat sivu 3
Takuu ja huolto sivut 36-37-38

(NL) Nederlands pagina 16

Afbeeldingen pagina 3
Garantie en service pagina's 36-37-38

(DK) Danmark

Typeskiltet findes på undersiden af apparaten.
Dette produkt overholder kravene til radio-interferens af Europæisk Fællesmarked.

(E) Español página 20

Ilustraciones página 3
Garantía páginas 36-37-38

Advarsel: Usynlig laserudstråling ved åbning når sikkerhedsafbrydere er ude af funktion. Undgå udsættelse for stråling.

Garanti og service sider 36-37-38



(MEX) México

Es necesario que lea cuidadosamente su instructivo de manejo.

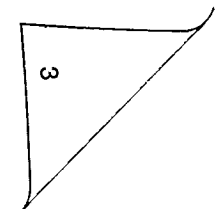
NOM

(N) Norge

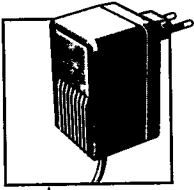
Typeskilt finnes på apparatens underside.
Garanti og service sider 36-37-38

	<p>PRECAUCION - ADVERTENCIA</p> <p>NO ABRIR, RIESGO DE CHOQUE ELECTRICO</p> <p>ATENCION</p> <p>VERIFIQUE QUE EL VOLTAJE DE ALIMENTACION SEA EL REQUERIDO PARA SU APARATO</p>	
<p>PARA EVITAR EL RIESGO DE CHOQUE ELECTRICO NO quite LA TAPA; EN CASO DE REQUERIR SERVICIO, DIRJASE AL PERSONAL AUTORIZADO DE PHILIPS.</p>		



NOM





4x alkaline type AA-cells, R6, UM3



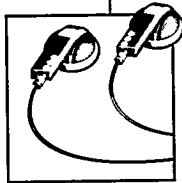
7 V DC




BATTERY RELEASE



REMOTE
/ LINE OUT
DBB BASS
CD HOLD
STORE
(MEMORY)
SCAN
VOLUME



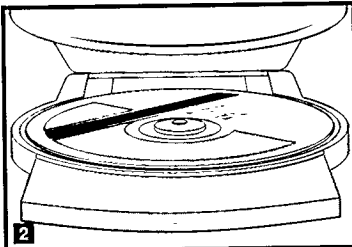
MODE
DISPLAY
SEARCH
(CLEAR MEMORY) STOP
PLAY
PAUSE



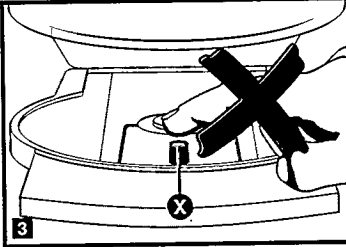
HOLD SCAN PAUSE 20 43:45 MEMORY SHUFFLE REPEAT ALL

TRACK TIME

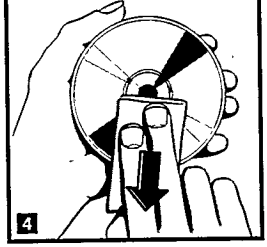
1



2




3



4

CONTROLS - fig. 1

▷ PLAY/⏸ PAUSE STOP	play and pause button stop button CLEAR being in the STOP mode, press STOP again to clear the memory
⏮ SEARCH ⏭	during PLAY: <ul style="list-style-type: none">● keep pressed to play fast ⏮ backward or ⏭ forward● press briefly to play a ⏮ previous or next ⏭ track during programming in position STOP: <ul style="list-style-type: none">● press briefly to display a previous ⏮ or next ⏭ track
CD DISPLAY	shows: TRACK the total number of tracks and during PLAY the number of the track being played TIME the total playing time of the disc and during PLAY the elapsed time of that track SCAN activated PAUSE activated SHUFFLE activated REPEAT 1 activated (repeat 1 title) REPEAT ALL activated (repeat the disc) MEMORY the stored selection (memory) is played
MODE	press so many times until the required function appears in the display REPEAT 1 continuously repeat 1 title (the displayed track) REPEAT ALL (MEMORY) continuously repeat the disc (or the stored selection - MEMORY) SHUFFLE play all tracks in a random order SHUFFLE REPEAT continuously repeat the disc in the SHUFFLE mode
VOLUME	volume control
SCAN	play only the beginning of each track
STORE	stores the displayed track number in the memory
DBB BASS	DISPLAY MEMORY press longer than 1 second to display all stored track numbers
CD HOLD	DYNAMIC BASS BOOST button, press  to boost the bass response
🎧/LINE OUT	the CD-buttons are inoperative (except for the REMOTE control buttons) 🎧 socket for stereo headphones or mini loudspeakers
REMOTE	LINE OUT for CD-reproduction through your stereo system
BATTERY RELEASE	socket for the supplied remote control unit
7 V DC	to eject the battery tray socket for the supplied mains adapter EM 1030

INSTALLATION

POWER SUPPLY

Batteries

● Press BATTERY RELEASE to release the battery holder and insert as indicated four (preferably Alkaline) batteries, type R6, UM3 or AA-cells, see fig. 1. You may also use rechargeable Nickel-Cadmium batteries.

● Remove the batteries if exhausted or if they are not to be used again for a long period.

The battery supply is switched off when the 7 V DC socket is in use. When changing over to battery supply, pull out the plug from the 7 V DC socket.

7 V DC socket

● At home, use the supplied mains adapter EM 1030, delivering 7 V/350 mA Direct Current. Use only the supplied mains adapter, since serious damage may occur if another adapter is used.


● Check that the mains voltage of the mains adapter corresponds to your local mains supply. If not, consult your dealer or service organisation. If the mains adapter is equipped with a voltage selector, set this selector to the local mains voltage.

● Connect the mains adapter to the 7 V DC socket and the wall socket. Remove the mains adapter from the wall socket when the set is not in use.

CONNECTIONS

Headphone socket /LINE OUT

● For stereo headphones (or mini loudspeakers) with 3.5 mm plug.

● For CD-reproduction through your stereo system (amplifier, receiver, recorder, etc.). Connect the supplied signal lead to the /LINE OUT socket and to the input sockets REC IN, TAPE IN, LINE IN, AUX or CD IN of the other set.

The output signal is adjusted with the VOLUME control and the DBB BASS button.

REMOTE socket

● For the supplied remote control with the functions PLAY ▷, PAUSE ⏸, STOP ■, and ◀ SEARCH ▶.

MAINTENANCE

GENERAL MAINTENANCE

– The mechanism of the CD-player is fitted with self-lubricating bearings and therefore must not be oiled or greased.

– Fingerprints, dust and dirt on the apparatus can be removed using a soft, clean and slightly damp leather cloth. Do not use any cleaning agents which contain abrasives or solvents such as benzine thinner, alcohol, refined petrol or ammonia, since they may affect and harm the cabinet.

– Do not expose the set, batteries or discs to rain or moisture, or, for any great length of time, to excessive heat from heating equipment or direct sunshine, e.g. in cars parked in the sun.

– Keep the set and the discs away from sand.

CD-PLAYER AND DISCS

– The lens  (fig. 3) should never be cleaned.

– The lens may steam up when the set is taken from a cold into a warm environment. Playing a disc is not possible then. Do not clean the lens, but let the set acclimatize for a while.




– Always pick up the disc by the edge and put it back in its box immediately after use.

– To remove dirt from a disc, first breathe on the disc and wipe it off in a straight line from centre to edge (fig. 4) using a soft, lint-free cloth. The use of cleaning agents may harm the disc.


This product complies with the radio interference requirements of the European Community.

The type plate is located on the base of the set.

PLAYING A DISC

- Ensure that the CD HOLD switch is in position CD.
- Connect headphones to the socket .
- Open the disc cover.
- Insert the disc, printed side facing up (fig. 2) and close the cover.
- Adjust the sound with the VOLUME control and the DBB bass button.
- Playback will start by pressing PLAY▷. As soon as playback starts, the display shows the track number 1 and the elapsed playing time of the first title. When the second title is reached the track number 2 appears, etc.
- For brief interruptions, press PAUSE . The word PAUSE appears. To continue playback, press PAUSE  again.
- To stop playback, press STOP. Now the display shows the total playing time and the number of tracks present on the disc.
- The CD player also goes to position STOP:
 - when the end of the disc is reached;
 - by opening the disc cover;
 - if the batteries run down or if the power supply is interrupted in another way.
- In the STOP position, the CD-player automatically shuts down shortly after the last command, normally after 30 seconds and if a program is stored after 3 minutes. 10 seconds before shut-down the display starts flashing.

Remarks

- If the battery voltage is not sufficient any more for playing a disc, the CD-player will not start.
- If PLAY▷ is pressed and the CD-player shuts down after some seconds, the CD-player cannot read the disc. Possible causes are:
 - you inserted the disc the wrong way: the label should face up (fig. 2);
 - the surface of the disc is badly scratched or dirty, see 'Maintenance';
 - the lens  (fig. 3) is steamed up because of a sudden transition from a cold into a warm environment; do not clean the lens, but let the set acclimatize for a while.

SCAN

The SCAN function can be switched on from the STOP and PLAY mode.

- Press SCAN; the word SCAN appears. Only the first few seconds of each track are played.
- The moment you press PLAY▷, the SCAN function is defeated (the word SCAN disappears) and the disc is played in the normal way from this track number.
- If you press ▷▶ or ◀◀, the SCAN function remains operative and the beginning of the next ▷▶ or previous ◀◀ track is played for a few seconds.
- If the SCAN function is not defeated by pressing PLAY▷ or STOP, the CD-player automatically returns to STOP as soon as the end of the disc is reached.

MODE (SHUFFLE and REPEAT)

By pressing the MODE button several times, all play modes will successively appear on the display:

- 1 x REPEAT 1 to repeat the the actual title continuously;
- 2 x REPEAT ALL to repeat the disc continuously;
- 3 x SHUFFLE to play the disc in a random order;
- 4 x SHUFFLE REPEAT to repeat the disc continuously in a random order;
- 5 x NORMAL (no display indication) to defeat the SHUFFLE and REPEAT modes.

In the MEMORY REPEAT ALL mode (if the word MEMORY is also visible on the display) only the titles stored in the memory will be played.

The mode MEMORY SHUFFLE is not possible. The word MEMORY will disappear when the next title is reached.

To defeat the REPEAT and SHUFFLE mode, choose position NORMAL (no display indication).

CD HOLD

When carrying the player with you, you can set the CD HOLD switch to position CD HOLD. The CD-buttons are then inoperative (except for the REMOTE control buttons). Now, playing a disc is not interrupted when a button is accidentally touched. For operating the normal CD-buttons, place the CD HOLD switch to position CD again.

◀◀ SEARCH ▶▶**1. Press briefly (less than 1 second) during PLAY or SCAN****▶▶ - go to the next track (title)**

You can jump to the next title by pressing ▶▶ once. If you want to skip more than one track, press ▶▶ more than once until the display shows the desired track number.

◀◀ - go to the previous track (title)

If you want to repeat the running title from the beginning, press ◀◀ once. If you want to repeat one of the previous titles, press ◀◀ more than once until the display shows the required track number.

2. Keep pressed (longer than 1 second) for search during PLAY

Keep the button CUE ▶▶ (search forward) or REVIEW ◀◀ (search backward) pressed. The disc is played partly and at high speed, however, the sound is still recognizable. Release the button as soon as you recognize the required passage: the disc will be played in the normal way from this passage.

If the button is pressed longer than 10 seconds, the search speed increases automatically.

3. When programming: press briefly (less than 1 second)

When programming - in position STOP with a disc inserted - you can select the desired track numbers using ◀◀ and ▶▶.

PROGRAMMING TRACK NUMBERS

You may select a number of tracks and store these in the memory in the desired sequence. When playing, you will only hear the stored titles in the selected sequence. At most, 20 tracks can be stored in the memory. You may store each track more than once.

Manual selecting

- Press PLAY ▶ and after that STOP.
- Select the desired track using the buttons ◀◀ and ▶▶ until the display shows the required track number.
- Store this track by pressing STORE.
- Select and store in this way all desired titles.

Storing during SCAN

- Press SCAN to play the first few seconds of each track.
- Press STORE as soon as you recognize a desired title.

Storing during PLAY

- During normal PLAY you may store the running title by pressing STORE.

– After pressing STORE the character 'P' (PROGRAM) appears, indicating that the track has been stored.

– Store all desired titles in the required sequence. You may store each track more than once.

– At most, 20 tracks can be stored in the memory. When the memory is full, the character 'F' (FULL) appears.

– When pressing STORE longer than 1 second, the display will show in sequence all stored track numbers.

– You can simply erase the whole memory by pressing STOP for a second time: the character 'C' for CLEAR appears now.

The contents of the memory are also erased:

- if the set shuts down automatically (3 minutes after STOP);
- if the batteries get exhausted or if the power supply is interrupted in another way.

How to play the stored selection

To play your selection, the CD-player should be in position STOP; then press PLAY ▶: now, the word MEMORY appears.

GUARANTEE AND SERVICE FOR UNITED KINGDOM

Philips sell this product subject to the understanding that if any defect in manufacture or material shall appear in it within 12 months from the date of consumer sale, the dealer from whom the product was purchased will arrange for such defect to be rectified without charge, provided:

1. Reasonable evidence is supplied that the product was purchased within 12 months prior to the date of claim
2. The defect is not due to use of the product for other than domestic purposes, or on an incorrect voltage, or contrary to the Company's operating instructions, or to accidental damage (whether in transit or otherwise), misuse, neglect or inexpert repair.

Products sent for service should be adequately packed as no liability can be accepted for damage or loss in transit, and name and address must be enclosed

Facts about free service

When service is required, apply to the dealer from whom the product was purchased. Should any difficulty be experienced in obtaining Service, e.g. in the event of the dealer having ceased to trade, you are advised to contact Philips Service.

These statements do not affect the statutory rights of a consumer. If you have any questions which your dealer cannot answer, please write to **Philips Consumer Relations,**

☐ P.O. Box 298, 420 London Road, CROYDON CR9 3QR,

☎ (01) 689-2166 Consumer Advice.

Please retain this card. Produce if service is required.

GUARANTEE AND SERVICE VALID FOR IRELAND

This apparatus is made of high quality material and great care has been taken in its manufacture

Philips, therefore, give you a guarantee on parts against failures arising from faulty workmanship or material for 12 months after date of purchase. This guarantee is valid on the condition that this certificate is completed and signed immediately on delivery of the apparatus. In case of failure ask your dealer for further information.

If you have any questions which your dealer cannot answer, you may apply to **Philips Electrical (Ireland) Ltd., Service Department, Newstead, Clonskeagh, DUBLIN 14 - ☎ 69 33 55**

GUARANTEE AND SERVICE VALID FOR AUSTRALIA

The benefits given to the purchaser by this warranty are in addition to all other rights and remedies, which, under the Trade Practices Act or other Commonwealth or State law, the purchaser or owner has in respect of the product.

The Philips product carries the following warranties:
C-series Hi-Fi systems: 12 months. Compact Disc Players: 12 months. Home Audio Systems: 6 months. Clock radios, portable radios, cassette recorders, cassette players and radio recorders: 90 days. Any defect in materials or workmanship occurring within the specified period from the date of delivery, will be rectified free of charge by the retailer from whom this product was purchased.

Note: Please retain your purchase docket to assist prompt service.

Conditions of this warranty

1. All claims for warranty service must be made to the retailer from whom this product was purchased. All transport charges incurred in connection with warranty service or replacement will be paid by the purchaser.
2. These warranties do not cover batteries and extend only to defects in materials or workmanship occurring under normal use of the product where operated in accordance with our instructions.

Philips Consumer Products Division, Technology Park, Figtree Drive, Australia Centre, HOMEBUSH 2140, New South Wales

GUARANTEE AND SERVICE FOR NEW ZEALAND

Thank-you for purchasing this quality Philips product. The document you are now reading is your guarantee card.

Guarantee.

Philips New Zealand Ltd guarantees this product against defective components and faulty workmanship for a period of 12 months. Any defect in materials or workmanship occurring within 12 months from the date of purchase subject to the following conditions will be rectified free of charge by the retailer from whom this product was purchased.

Conditions.

1. The product must have been purchased in New Zealand, and this guarantee card completed at time of purchase (this is your proof of the date of purchase)
2. The guarantee applies only to faults caused by defective components, or faulty workmanship on the part of the manufacturer
3. The guarantee does not cover failures caused by misuse, neglect, normal wear and tear, accidental breakage, use on the incorrect voltage, use contrary to operating instructions, or unauthorised modification to the product or repair by an unauthorised technician.

4. Reasonable evidence (in the form of a sales docket or completed guarantee card) must be supplied to indicate that the product was purchased no more than 12 months prior to the date of your claim

5. In the event of a failure, Philips shall be under no liability for any injury, or any loss or damage caused to property or products other than the product under guarantee

This guarantee does not prejudice your rights under common law and statute, and is in addition to the normal responsibilities of the retailer and Philips.

How to claim.

Should your Philips product fail within the guarantee period, please return it to the retailer from whom it was purchased. In most cases the retailer will be able to satisfactorily repair or replace the product.

However, should the retailer not be able to conclude the matter satisfactorily, or if you have other difficulties claiming under this guarantee, please contact: **The Guarantee Controller, Philips New Zealand Ltd, ☐ P.O. Box 1041, AUCKLAND - ☎ (09) 605-914**

GAZANTIE FÜR DIE BUNDESREPUBLIK DEUTSCHLAND UND WEST-BERLIN

Philips-Geräte sind Markenartikel, die mit größter Präzision nach modernsten Fertigungsmethoden und mit einem Höchstmaß an Sorgfalt hergestellt werden. Das Gerät wird Ihnen gute Dienste leisten, vorausgesetzt daß Sie es sachgemäß bedienen und unterhalten. Trotz aller Sorgfalt ist das Auftreten von Fehlern nicht auszuschließen. Ihr Partner für die Behebung derartiger Fehler ist Ihr Fachhändler, bei dem das Gerät erworben wurde. Falls ein Reklamationsfall eintritt, wenden Sie sich bitte unter Vorlage des Einkaufsbeleges und des Gerätepasses an Ihren Fachhändler.

GARANTIE ET SERVICE APRÈS-VENTE EN FRANCE

Cet appareil a été fabriqué avec le souci de vous donner entière satisfaction. PHILIPS fournira gratuitement au vendeur les pièces détachées nécessaires à sa réparation pendant les périodes suivantes, chacune prenant effet à compter de la date de vente:

- 6 mois pour les magnétophones à cassettes portatifs, les récepteurs radio portatifs, les radiocassettes et les radio-réveils,
 - 12 mois pour les radiocassettes équipées de la fonction Compact Disc et les baladeurs Compact Disc,
 - 12 mois pour les appareils entrant dans la composition d'une chaîne électro-acoustique, y compris les chaînes compactes stationnaires équipées d'au moins deux sources sonores,
- sauf si la détérioration résulte d'une cause étrangère à l'appareil ou du non respect des prescriptions d'utilisation.

Vous bénéficierez en tout état de cause des dispositions des art. 1641 et suivants du Code Civil relatifs à la garantie légale.

Pour tout conseil ou intervention, adressez-vous à votre vendeur. Pour tout renseignement complémentaire, vous pouvez vous adresser à la succursale Philips la plus proche.

Soucieux d'améliorer continuellement la qualité de nos produits, nous nous réservons le droit d'en modifier à tout moment les caractéristiques.

PHILIPS Électronique Domestique - Société en nom collectif

RCS NANTERRE B 333 760 833

64, Rue Carnot - ☐ B.P. 306 - 92 156 SURESNES Cédex

Informations Consommateurs: ☎ (16-1) 64 80 54 54

GARANTIE EN BELGIQUE ET LUXEMBOURG

Pour les conditions de garantie en Belgique et Luxembourg veuillez vous référer à la carte de garantie que le revendeur doit vous remettre au moment de l'achat.

● Pour la Belgique

Si après l'achat de l'un ou l'autre appareil Philips vous avez des problèmes concernant par exemple la garantie, le fonctionnement ou l'utilisation de ces appareils et que le distributeur qui vous a vendu ces appareils éprouve des difficultés pour les résoudre, prenez contact, soit par téléphone, soit par écrit avec notre service 'Contact Clientèle', Place de Brouckère 2, 1000 - BRUXELLES

☎ 02/211 91 11

GARANTIE EN SERVICE IN BELGIË EN LUXEMBOURG

In België en Luxemburg gelden uitwendig de garantiëbepalingen zoals die in het via uw handelaar apart verstrekte garantiëboek staan aangegeven.

● Voor België

Indien u na de aankoop van een of ander Philips apparaat problemen heeft met b.v. de waarborg, de werking, of het gebruik ervan, en indien de verdeler die u deze apparaten verkocht heeft moeilijkheden ondervindt om deze problemen op te lossen, stelt u zich dan telefonisch of schriftelijk in verbinding met onze dienst 'Klanten Kontakt', de Brouckèreplein 2, 1000 - BRUSSEL

☎ 02/211 91 11

GARANTIE EN SERVICE IN NEDERLAND

• Wat wordt gegarandeerd?

Philips Nederland B.V. garandeert dat dit apparaat kosteloos wordt hersteld indien - bij normaal particulier gebruik volgens de gebruiksaanwijzing - binnen 12 maanden na aankoopdatum fabricage- en/of materiaalfouten optreden.

• Wie voert de garantie uit?

De zorg voor de uitvoering van de garantie berust bij de handelaar die u het apparaat verkocht heeft. De handelaar kan daarbij eventueel een beroep doen op een der Philips Service vestigingen.

• Uw aankoopbon + de identificatiekaart

De identificatiekaart is uw garantiebewijs. U kunt alleen een beroep doen op de bovenomschreven garantie tegen overlegging van de aankoopbon (factuur, kassabon of kwitantie), in combinatie met de identificatiekaart, waarop typenummer en serienummer zijn vermeld. Uit de aankoopbon dienen duidelijk de aankoopdatum en de naam van de handelaar te blijken. Mocht het noodzakelijk zijn deze documenten aan uw handelaar af te geven, dan kunt u hem daarvoor een ontvangstbewijs vragen. De garantie vervalt indien op de genoemde documenten iets is veranderd, doorgehaald, verwijderd of onleesbaar gemaakt. De garantie vervalt eveneens indien het typenummer en/of serienummer op het apparaat is veranderd, doorgehaald, verwijderd of onleesbaar gemaakt.

• Hoe te handelen bij een storing?

Om onnodige kosten te voorkomen, raden wij u aan bij stonngen eerst nauwkeurig de gebruiksaanwijzing te lezen. Indien de gebruiksaanwijzing daarin geen uitkomst biedt, kunt u uw handelaar raadplegen en/of hem het apparaat ter reparatie aanbieden.

• ...en bij problemen?

Bij problemen omtrent de garantie-uitvoering kunt u zich in verbinding stellen met **Philips Nederland B.V., Afdeling Consumentenbelangen, Antwoordnummer 500 - 5600 VB EINDHOVEN** (postzegel niet nodig), of ☎ **040-78 11 78**.

GARANTIE FÜR DIE SCHWEIZ

Philips-Geräte sind aus einwandfreiem Material und mit großer Sorgfalt hergestellt worden. Dieses Gerät wird Ihnen gute Dienste leisten, sofern es sachgemäß bedient und unterhalten wird.

Trotz aller Sorgfalt ist das Auftreten von Fehlern nicht ganz auszuschließen. Im Falle eines Defektes wenden Sie sich bitte unter Vorlage des Einkaufsbeleges und des Gerätepasses an das Fachgeschäft, in welchem Sie das Gerät erworben haben.

GARANTIE POUR LA SUISSE

Les appareils Philips ont été fabriqués au moyen de matériaux de toute première qualité et avec beaucoup de soins. Cet appareil vous donnera encore plus de satisfaction si l'utilisation et l'entretien sont soignés selon le mode d'emploi.

Malgré tous les soins apportés, l'apparition de défauts n'est pas exclue. Dans ce cas, nous vous serons reconnaissants de bien vouloir vous adresser directement chez votre vendeur muni du passeport de l'appareil ainsi que de la facture s'y reportant.

GARANZIA PER LA SVIZZERA

Gli apparecchi Philips sono prodotti con materiali di prima qualità e assemblati con la massima cura. Essi Vi offriranno un ottimo servizio, in cambio di un accurato uso e manutenzione.

Malgrado tutti i nostri sforzi, non è escluso che possano avvenire dei guasti. In caso di difetto Vi preghiamo di rivolgerVi al Vostro fornitore specializzato, portando con Voi il passaporto assieme ai documenti d'acquisto.

GARANZIA E ASSISTENZA VALIDI PER L'ITALIA

Questo apparecchio è stato realizzato con materiali di prima qualità e costruito con la massima cura. La Philips comunque fornisce all'acquirente una Garanzia di buon funzionamento secondo le condizioni stabilite dall'ANIE.

Tale Garanzia decorre dalla data di acquisto ed ha la durata di **6 mesi**. Per aver diritto alla Garanzia è necessario che questo certificato riporti i dati di modello e Matr. col. dell'apparecchio, la data di acquisto ed il libretto del rivenditore, inoltre per tutti gli apparecchi per i quali è prevista la "ricevuta fiscale" (o altro documento di consegna) il documento stesso dovrà essere conservato con questo certificato a certificazione della data d'acquisto.

In caso di necessità il prodotto dovrà essere fatto pervenire al Centro di Assistenza più vicino al cui recapito è pubblicato sugli elenchi telefonici della zona di residenza alla voce Philips.

Per questo apparecchio Philips offre un Abbonamento all'Assistenza Tecnica. Per informazioni rivolgersi ai Centri di Assistenza o al servizio Consumatori Philips.

Philips S.p.A., Viale le Fulvio Testi 327, 20162 MILANO

☎ **1678-20025**

GARANTIE IN ÖSTERREICH

In Österreich ist die Gewährleistung für Verträge zwischen Händler und Käufer gesetzlich geregelt. Zur Geltendmachung eines Gewährleistungsanspruches dient der Kaufbeleg. Die Österreichische Philips Industrie GmbH unterstützt die Gewährleistungsverpflichtung Ihres Händlers für Neugeräte, die der Handel über die Österreichische Philips Industrie GmbH bzw. Horny VertriebsgmbH bezogen hat, dadurch, daß für den Käufer innerhalb von 6 Monaten ab Verkaufsdatum Funktionsmängel (Fabrikations- oder Materialfehler) in einer unserer Service-Filialen kostenlos, d.h. ohne Verrechnung von Arbeitszeit und Material, behoben werden.

Schäden, die durch äußere Einflüsse, unsachgemäße Behandlung oder unsachgemäßen Fremdeingriff entstanden sind, sowie Gehäusefehler oder Glasbruch, sind von dieser Zusage ausgeschlossen.

Philips Zentrale Kundeninformation:

– 1101 WIEN, Triesterstraße 64,

☎ 0222-60101-DW 1620 oder DW 1563

– 6020 INNSBRUCK, Klostergasse 4, ☎ 05222-74694

– 9020 KLAGENFURT, Villacher Straße 161,

☎ 0463-22397-DW 94

Philips Service-Organisation:

– 1232 WIEN, Ketzergasse 120, ☎ 0222-8662-0

PHILIPS IBÉRICA, S.A.E.

Garantiza este aparato durante 6 meses, a partir de la fecha de adquisición, de la forma siguiente:

1. Cubriendo cualquier defecto de fabricación o vicio de origen, así como la totalidad de sus componentes, incluyendo la mano de obra necesaria para el reemplazo de las piezas defectuosas, por nuestros talleres autorizados.
2. Esta garantía no cubrirá la avería, si es consecuencia de incorrecta instalación del aparato, manifiesto maltrato o uso inadecuado del mismo. La calificación de las averías corresponderá únicamente a los servicios técnicos de los talleres autorizados Philips.
3. Las reparaciones que pudieran producirse durante el período de vigencia de la presente garantía se efectuarán, bien en el domicilio del usuario, bien en los talleres autorizados Philips, a libre elección y dentro de ésta última.
4. Transcurrido un mes desde la fecha de adquisición del aparato, todos los gastos de desplazamiento del personal técnico para proceder al examen y/o reparación del aparato correrán por cuenta del usuario de acuerdo con las tarifas establecidas para este concepto.
5. En todas las reparaciones se deberá acompañar al aparato factura de compra y la presente garantía debidamente cumplimentada, con la indicación exacta de la fecha de venta del aparato.
6. En todo caso, el titular de la garantía tiene los derechos mínimos reconocidos por la Ley.

Titular (Comprador)

Domicilio

GARANTÍA PARA MÉXICO

Este aparato está fabricado con materiales de alta calidad y ha sido cuidadosamente verificado. Philips, por lo tanto, da a usted una garantía de 12 meses a partir de su fecha de compra. La garantía ampara la reposición de las piezas defectuosas debidas a fallas en su montaje o en los materiales, incluyendo la mano de obra necesaria para su reemplazo en nuestras Sucursales o talleres autorizados.

En caso de fallas en su aparato le rogamos se sirva poner en contacto con su distribuidor.

Esta garantía no cubrirá las averías que resulten como consecuencia de una instalación incorrecta del aparato, manifiesto maltrato o uso inadecuado del mismo.

Philips se obliga a reparar y devolver a usted su aparato en un plazo no mayor de 30 días hábiles contados a partir de la fecha de haber ingresado su aparato a uno de nuestros talleres.

Para que esta garantía sea válida, es necesario que el certificado que figura en la parte posterior de este instructivo haya sido debidamente llenado en el momento de la compra del aparato.

En caso de extravío del certificado con la presentación de la factura o remisión de su aparato podrá hacer efectiva la garantía correspondiente.

Si usted tiene alguna duda o pregunta que no le pueda solucionar su distribuidor, por favor ponerse en contacto con

Oficinas Centrales de Servicio

Av. Coyoacán No. 1051, Col. del Valle

03100 MÉXICO, D.F. ☎ 5-75-20-22 o 5-75-01-00

IBM

09-89

CONDIÇÕES VÁLIDAS PARA PORTUGAL

A Philips Portuguesa, SA, assegura ao comprador deste aparelho garantia contra qualquer defeito de material ou fabrico, pelo prazo de 6 meses, contado a partir da data de aquisição. As agulhas de fonocaptores não têm qualquer garantia.

A Philips Portuguesa, SA, anula a garantia ao aparelho desde que se verifique ser a deficiência motivada por acidente, utilização incorrecta, causas externas, ou nos casos em que apresente vestígios de ter sido violado, ajustado ou reparado por entidade não autorizada. Também será considerada nula a garantia se este certificado apresentar rasuras ou alterações.

A Philips Portuguesa, SA, obriga-se a prestar a garantia referida somente nos seus Serviços Técnicos ou nos Concessionários de Serviço autorizados. As despesas e custos de transporte de e para as oficinas serão sempre da responsabilidade do comprador.

Nota: Para que o aparelho seja assistido ao abrigo da garantia, é indispensável que seja apresentado este certificado, devidamente preenchido e autenticado, por vendedor autorizado, aquando da sua aquisição.

Se sobre esta garantia necessitar algum esclarecimento que o vendedor não lhe possa dar, deve dirigir-se a

Philips Portuguesa, SA,

- **Outurela - Camaxide - 2795 LINDA A VELHA - ☎ 418 00 71/9**

- **R. Eng. Ezequiel de Campos, 182 - 4100 PORTO - ☎ 67 26 13**

GARANTI OG SERVICE FOR DANMARK

De er nu ejer af et apparat, hvis konstruktion er baseret på erfaring og lang tids forskning. Philips garanterer for kvaliteten, og hvert led i fabrikationen er underkastet stadig kontrol. Alle henstillinger om fejl under garantien skal rettes til den forhandler, der har udleveret og underskrevet garantibeviset, hvorpå de gældende garantibestemmelser tillige er anført. Garantien er kun gældende i koblandet.

GARANTI I NORGE

De er nå eier av et apparat som er basert på lang tids forskning og erfaring. Philips garanterer for kvaliteten, men hvis en feil skulle oppstå bes. De ta kontakt med den forhandler som har utlevert og underskrevet garantibeviset. Garantien gjelder kun i kjøpslandet hvor de gjeldende garantibestemmelser må følges.

Hvis De trenger ytterligere opplysninger utover de forhandleren kan gi Dem, kan De henvende Dem til **Norsk A/S Philips,**

Avd. Audio/Video, Sandstuveien 70, OSLO 6 - ☎ 02 - 68 02 00

GARANTI I SVERIGE

Garanti länmas på denna Philipsapparat i enlighet med den garantiförbindelse som tillhandahålles av återförsäljaren. I garantiförbindelsen ges anvisningar om reklamation. Garantigaller endast i köpslandet.

TAKUJ JA HUOLTO

Tämän tuotteen rakenne on pitkäaikaisen, kokemuksella tehdyn tutkimustyon tulos. Jatkuvan erittoutumisen ja kehityksen tulokset kättilän vuoksi Philips takaa tuotteen laadun.

Tarkemmat tiedot takuuehdoista saat Philips-myyjältä tarailta oleavasta osoitteesta.

Oy Philips AB, Sinskalliontie 3, 02630 ESPOO - ☎ (358-0)-50261

☐ Oy Philips AB, P.O. Box 75, 02631 ESPOO

ΠΛΗΡΟΦΟΡΙΕΣ ΓΙΑ SERVICE ΚΑΙ ΕΓΓΥΣΗ ΣΤΗΝ ΕΛΛΑΔΑ

Η σκευή έχει ελεγχθεί σχολαστικά, η λειτουργία της είναι άριστη και λόγω αντικαταστάσεως της δεν πρόκειται σε καμία περίπτωση να προκύψει. Αν όμως, παρ' όλα αυτά, κάποιο εξάρτημα δεν λειτουργήσει, το εξάρτημα αυτό και η εργασία επισκευής παρέχονται από την εταιρία δωρεάν. Η προσκομιζόμενη για επισκευή σκευή πρέπει να συνοδεύεται υποχρεωτικά από το ΔΕΛΤΙΟ ΔΙΑΝΙΚΗΣ ΠΩΛΗΣΕΩΣ, η φωτοτυπία του, και το παρόν έντυπο συμπληρωμένο και σφραγισμένο από το κατάστημα αγοράς του.

Η εγγύηση ισχύει για ΕΝΑ έτος, από την ημερομηνία αγοράς. Η εγγύηση δεν ισχύει στις παρακάτω περιπτώσεις:

- α) Για ανωμαλία όχι από βλάβη της σκευής, αλλά από φθορά ή βλάβη, που προκλήθηκε από τρίτους ή από μετοβολή της τάσεως του ηλεκτρικού ρεύματος.
- β) Για ανωμαλία λόγω ελαττωματικής εγκαταστάσεως της σκευής.
- γ) Όταν ο αριθμός κατασκευής της σκευής έχει αλλοιωθεί.
- δ) Για κεραλές πίκ-άπ και μικρόφωνο.

Η εργασία επισκευής γίνεται στα Εργαστήρια της Εταιρίας, όπου ο πελάτης πρέπει να μεταφέρει τη σκευή με δική του άδειαν. Ο Κανένας αντιπρόσωπος δεν έχει το δικαίωμα αλλαγής των όρων εγγυήσεως. Μετά τη λήξη του χρόνου εγγυήσεως, για κάθε πρόβλημα συντηρήσεως, επισκευής ή συμβούλης, σας συνιστούμε να αποπείνεσθε στα κατά τόπους Service της Εταιρίας.

Διεύθυνση Κεντρικών SERVICE PHILIPS:

25ης Μαρτίου 15, 177 78 Ταύρος - ☎ 4894911

Τηλεφωνική 62, 546 93 Θεσσαλονίκη - ☎ 260.621

Dealer's name, address and signature
 Nom, adresse et signature du revendeur
 Name, Anschrift und Unterschrift des Händlers
 Naam, adres en handtekening van de handelaar
 Nombre, dirección y firma del distribuidor
 Nome, indirizzo e firma del fornitore
 Nome, morada e assinatura do vendedor
 Forhandlerens navn, adresse og underskift
 Alerforsäljarens namn, adress och namnteckning
 Názov/názi, adresa a podpis
 Όνομα/Επιώνυμο, Διεύθυνση, Υπογραφή

Date of purchase Fecha de compra Kjøpsdato	Date of sale Data da compra Inkjøpsdato	Warranty date Kautidatum Data di acquisto Hættningitíðin Αγοράσεως	Warranty date Kautidatum Data di acquisto Hættningitíðin Αγοράσεως
AZ 6892			
Type of product		Tipo no del producto	
Garantieschein Certificado de garantia Certificado de garantia Takuutodistus		Certificat de garantie Identificatiekaart Certificato di garanzia Garantibeviset Εγγύηση	