

Get Paired

The first time you put on your headset and slide up the power switch, it begins voice-guided pairing instructions.

iPhone: Follow voice-guided instructions and tap the Call button to advance to next step.

Android smartphones: Either download our MyHeadset app for one-tap pairing or follow voice-guided instructions from the headset.

Other phones: Use your phone's menus to:

- 1 Activate Bluetooth on your phone
- 2 Set to search and find "PLT_Legend"
- 3 Enter passkey 0000/accept connection.

LEDs stop flashing once successfully paired.

Take Control



Answer a call

Either:

- Put on the headset to answer call, or
- Say "answer" after call is announced, or
- Tap the Call button ☎

Reject a call

Either:

- Say "ignore" after call is announced, or
- Press Call button ☎ for 2 seconds

End a call

Tap the Call button ☎ to end current call.

Voice dial (phone feature)

Press the Call button ☎ for 2 seconds, wait for phone prompt and then tell the phone to dial the name of a stored contact.

Mute the microphone during a call

Tap the Mute button 🚫. You will hear "mute on" confirmation. An alert repeats every 15 minutes to remind you of microphone mute. Tap the Mute button again to open the microphone and hear "mute off" confirmation.

Answer a second call

Double-tap the Call button ☎ to end the current call and answer second call.

Redial or call back last call

To redial or call back your last call, either:

- Double-tap the Call button ☎ or
- * Press Voice button 🗨 and say "redial"

Adjust the volume

Toggle the Volume button 🔊 up (+) or down (-) during a call or while streaming audio.

Let the Sensors Handle It

Smart sensors react when you put on or take off your headset.

Putting on your headset will:

- Answer an incoming call
- Transfer an active call from your phone
- Resume streaming audio

Taking off your headset will:

- Transfer an active call to your phone handset
- Pause streaming audio
- Lock the call button

Use your Voice

Tap the Voice button, wait for command request, then say a command, such as:

"What can I say?" to hear the full list of available commands

"Pair me" to activate pairing mode

"Call back" to dial last incoming call

"Check battery" for remaining talk time

"Am I connected?" to verify connection

"Connect me" to re-establish connection

"Call Vocalyst" to dial the local Vocalyst number stored in your headset

Hear It Whisper

Your headset tells you about who is calling you and status changes. For example:

"Call from (contact name), answer or ignore?"

"Answering call"

Talk time (x) hours"

"Pairing successful"

Your headset understands and speaks in English. You can change the language and other settings online. Connect and update your headset online using your USB cable and our MyHeadsetUpdater tool at plantronics.com/myheadset.

plantronics
Simply Smarter Communications™

Phone support

plantronics.com/support

Online user guide

plantronics.com/documentation

© 2012 Plantronics, Inc. All Rights Reserved. Bluetooth is a registered trademark of Bluetooth SIG, Inc. and any use by Plantronics is under license. All other trademarks are the property of their respective owners.

Patents TEXT

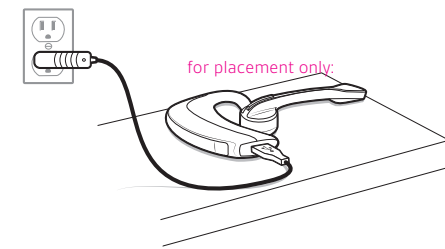
pnXXXXX-XX (00.00) amXXXXX-XX



Charge Your Headset

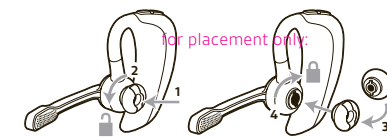
Your new headset has enough power to pair and make a few calls.

To fully charge it, align both magnetic areas of the headset and USB cable then plug USB end into modular AC charger or laptop for at least 90 minutes. .



Change the Eartip Size

To remove the eartip, push it in and twist it to the left to unlock it. Align new eartip into slot, then push in and twist it to the right to lock into place.

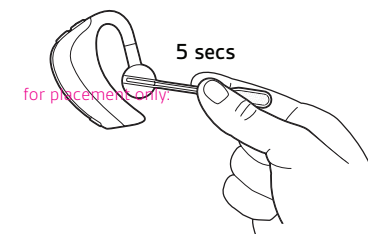


To wear headset on your other ear, rotate the boom upwards then twist it around so eartip is on other side before lowering boom.

Reset the Sensors

You may need to reset the sensors if a call repeatedly transfers back to your phone even though you are wearing your headset.

To reset the sensors, remove headset from your ear, and hold it by the boom for 5 seconds before placing back onto ear.



Pair Another Phone

After pairing your headset to your phone you may want to pair another or new phone.

Switch on your headset then tap the Voice button and say "Pair me" to enter pairing mode.

Set your phone search and find PLT_Legend to complete the pairing process.

Once successfully paired, LEDs stop flashing and you hear "pairing successful."

Disable Voice Answer

To disable the "answer/ignore" voice command, press and hold the Voice button until you hear a double tone and status confirmation "voice off." Repeat to reactivate the command.

Decipher the LEDs

The LEDs flash in response to a change in status or button press.

- No LED once fully charged
- Flashing red and blue during pairing
- Triple red flash when >30 mins talk
- Triple blue flash at incoming call

plantronics

GET STARTED

Voyager™ Legend
CATEGORY

Designed in Santa Cruz, California

plantronics®




en For Your Safety

fr Pour Votre Sûreté

es Para Su Seguridad

pt Para Sua Segurança

Important Safety and Operational Information

Please read the following safety and operational instructions before using your headset/headphones and accessories. Please keep these instructions for your reference. **Additional warnings may be present on the product, packaging, or in the user instructions.** This symbol  identifies and alerts the user to the presence of important safety warnings.

General

Operating, storage and charging temperature is 0°C to 40°C (32°F to 104°F).

Warnings

- Exposure to high volume sound levels or excessive sound pressure may cause temporary or permanent damage to your hearing. Although there is no single volume setting that is appropriate for everyone, you should always use your headset/headphones with the volume set at moderate levels and avoid prolonged exposure to high volume sound levels. The louder the volume, the less time is required before your hearing could be affected. You may experience different sound levels when using your headset/headphones with different devices. The device you use and its settings affect the level of sound you hear. If you experience hearing discomfort, you should stop listening to the device through your headset/headphones and have your hearing checked by your doctor. To protect your hearing, some hearing experts suggest that you:

1. Set the volume control in a low position before putting your headset or headphones on your ears and use as low a volume as possible.
2. Avoid turning up the volume to block out noisy surroundings. Whenever possible, use your headset or headphones in a quiet environment with low background noise.
3. Limit the amount of time you use headsets or headphones at high volume levels.
4. Turn the volume down if the sound from the headset/headphones prevent you from hearing people speaking near you.

See www.plantronics.com/healthandsafety for more information on headsets/headphones and hearing.

- Use of a headset/headphones that cover both ears will impair your ability to hear other sounds. Use of such headset/headphones while operating a motor vehicle or riding a bicycle may create a serious hazard to you and/or others, and is illegal in most regions.
- Check local laws regarding use of a mobile phone and headset/headphones while driving. If you use the headset/headphones while driving ensure your attention and focus remain on driving safely.
- Observe all signs and instructions that require an electrical device

or RF radio product to be switched off in designated areas, such as gas/refueling stations, hospitals, blasting areas, potentially explosive atmospheres, or aircraft.

- This product is not a toy. Never allow children to play with the product—small parts may be a choking hazard.
- Install and use eartips and earbuds in accordance with the instructions provided. Do not force eartips or earbuds down the ear canal. If either becomes lodged in the ear canal, seek medical attention immediately.
- Ensure eartips and earbuds are kept clean and free of ear wax buildup to maintain the specified product performance.
- If you experience a skin irritation after using this product, discontinue use and contact Plantronics.
- Applying excessive pressure to the headset/headphones may injure the outer ear. Do not wear the headset/headphones while sleeping or in other situations where pressure may be exerted against the headset/headphones.
- Do not disassemble or insert anything into the product or charger because this may cause damage to the internal components or cause injury to you.
- If the product or charger: overheats; has a damaged cord or plug; has been dropped or damaged; has been dropped into water, disconnect any charger from its power supply, discontinue use of the product and contact Plantronics.
- Prevent rain, moisture or other liquid from coming into

contact with the product to protect against damage to your headset / headphone or injury to you. This warning is not applicable for ruggedized or sports products which are designed to withstand contact with moisture.

To avoid the risk of electric shock, explosion, fire or leakage of corrosive or toxic chemicals, observe the following charging and battery warnings:

⚠ Charging Warnings

- Use only the charger supplied by Plantronics to charge the product. Do not use the chargers for any other purpose. Ensure that the voltage rating corresponds to the power supply you intend to use.
- If your headset / headphone is designed to be charged with your mobile phone charger using a custom adapter, use only mobile phone chargers approved and provided by your mobile phone manufacturer.
- Charge the headset / headphones according to the instructions supplied with the unit.
- Plug the AC adapter or charger into an outlet that is near the equipment and will be easily accessible.
- Never charge the battery where the temperature may fall below 0°C (32°F) or rise above 40°C (104°F)—for example, in an unattended motor vehicle.
- Avoid charging the battery while it is unattended.

⚠ Battery Warnings

To avoid the risk of explosion, fire or leakage of toxic chemicals, please observe the following warnings:

- Do not dispose of the product or battery in a fire or heat above 100°C.
- Do not open, deform or mutilate the battery as there may be corrosive materials which can cause damage to eyes or skin and may be toxic if swallowed.
- Do not attempt to open the headset/headphones or remove the battery.

Recycling: Your product and batteries must be recycled or disposed of properly. Contact your local recycling center for information on proper disposal.

Regulatory Notices

FCC Requirements Part 15

Operation is subject to the following two conditions:

1. This device may not cause harmful interference.
2. This device must accept any interference received, including interference that may cause undesired operation.

This equipment has been tested and found to comply with the limits for a Class B digital device, pursuant to Part 15 of the FCC Rules. Changes or modifications not expressly approved by the party responsible for compliance could void the user's authority to operate the equipment.

These limits are designed to provide reasonable protection against harmful interference in a residential installation. This equipment generates, uses,

and can radiate radio frequency energy and, if not installed and used in accordance with the instructions, may cause harmful interference to radio communications.

However, there is no guarantee that interference will not occur in a particular installation. If this equipment does cause harmful interference to radio or television reception which can be determined by turning the radio or television off and on, the user is encouraged to try to correct interference by one or more of the following measures:

1. Reorient or relocate the receiving antenna.
2. Increase the separation between the equipment and receiver.
3. Connect the equipment into an outlet on another circuit.
4. Consult the dealer or an experienced radio/TV technician for help.

Exposure To Radio Frequency Radiation


This device and its antenna must not be collocated or operated in conjunction with any other antenna or transmitter. To comply with FCC RF exposure requirements, only use supplied antenna. Any unauthorized modification to the antenna or device could void the user's authority to operate this device. This equipment complies with FCC radiation exposure limits set forth for an uncontrolled environment.

Industry Canada Radio Equipment

The term "IC:" before the radio certification number only signifies that Industry Canada technical specifications were met. Operation is subject to the following two conditions:

(1) this device may not cause interference, and (2) this device must accept any interference, including interference that may cause undesired operation of the device. "Privacy of communications may not be ensured when using this telephone." This product meets the applicable Industry Canada technical specifications of the RSS210.

Renseignements Importants sur la Sécurité et l'Utilisation

Lisez les renseignements suivants sur la sécurité et le fonctionnement avant d'utiliser le micro-casque ou casque d'écoute et ses accessoires. Veuillez conserver ces instructions pour consultation ultérieure. **D'autres avertissements peuvent figurer sur l'appareil, sur l'emballage ou dans les instructions.** Le symbole  identifie et signale à l'utilisateur les avertissements importants relatifs à la sécurité.

Généralités

La température optimale d'utilisation, de rangement et de chargement est comprise entre 0°C et 40°C (32°F et 104°F).

Avertissements

- L'exposition à une pression sonore excessive ou à un volume élevé peut endommager votre audition de manière temporaire ou permanente. Même si aucun réglage de volume n'est approprié pour tous, vous devez toujours régler le volume d'écoute à une intensité modérée et éviter d'utiliser un volume élevé de façon prolongée. Plus le volume est élevé, plus vous risquez d'endommager rapidement votre audition. Le volume du micro-casque ou du casque d'écoute peut varier en fonction de l'appareil avec lequel il est utilisé. L'appareil que vous utilisez ainsi que ses paramètres modifient le volume. Si vous ressentez une gêne auditive, arrêtez d'utiliser l'appareil avec le micro-casque ou casque d'écoute et consultez un médecin. Pour protéger

votre audition, voici ce que des experts en matière d'audition recommandent :

1. Réglez le volume à bas niveau avant de placer le micro-casque ou casque d'écoute sur vos oreilles et conservez le niveau sonore le plus bas possible lors de l'écoute.
2. Évitez d'augmenter le volume pour vous isoler des bruits qui vous entourent. Utilisez, si possible, le micro-casque ou casque d'écoute dans un endroit tranquille, sans trop de bruits de fond.
3. Limitez le temps d'utilisation à volume élevé.
4. Baissez le volume si le son provenant du micro-casque ou du casque d'écoute vous empêche d'entendre les personnes qui parlent autour de vous.

Consultez le site www.plantronics.com/healthandsafety pour obtenir de plus amples renseignements sur les micros-casques ou casques d'écoute et l'audition.

- Le port d'un micro-casque ou casque d'écoute qui couvre les deux oreilles vous empêche d'entendre d'autres sons. Le port d'un tel casque au volant d'un véhicule ou à vélo peut entraîner de graves risques pour vous ou les autres, et est illégal dans la plupart des régions.
- Vérifiez les règlements locaux sur l'utilisation d'un téléphone mobile et d'un micro-casque ou casque d'écoute pendant que vous conduisez. Évitez d'utiliser un micro-casque ou

casque d'écoute en conduisant un véhicule pour garder votre concentration sur la conduite.

- Respectez toutes les enseignes et directives qui demandent d'éteindre les appareils électroniques et à ondes radio dans les endroits désignés comme les stations-services, les hôpitaux, les zones de dynamitage, les atmosphères explosives ou les avions.
- Ce produit n'est pas un jouet. Ne laissez pas les enfants jouer avec le produit; ils risquent de s'étouffer avec les pièces de petite taille.
- Installez les embouts et les écouteurs-boutons conformément aux instructions. Ne forcez pas les embouts et les écouteurs-boutons dans le canal auditif. Si l'un ou l'autre se coince dans le canal auditif, consultez un médecin immédiatement.
- Pour un bon fonctionnement, assurez-vous que les embouts et les écouteurs-boutons sont exempts de cérumen.
- Si une irritation de la peau se manifeste après avoir utilisé ce produit, cessez de l'utiliser et communiquez avec Plantronics.
- Une pression excessive sur le micro-casque ou casque d'écoute peut endommager l'oreille externe. Ne portez jamais le micro-casque ou casque d'écoute en dormant ou dans les situations où celui-ci subirait une pression excessive.
- N'insérez pas d'objet dans le produit ou le chargeur; vous pourriez endommager les composants internes ou vous blesser.
- Si le produit ou le chargeur surchauffe, est endommagé à la suite d'une chute ou tombe dans l'eau, ou encore, si un câble est endommagé, débranchez l'alimentation du chargeur, cessez

d'utiliser le produit et communiquez avec Plantronics.

- Faites en sorte que le produit n'entre pas en contact avec la pluie, l'humidité ou tout autre liquide pour éviter qu'il soit endommagé ou que vous subissiez des blessures. Cet avertissement ne s'applique pas aux micro-casques renforcés ou sport car ils sont conçus pour résister à l'humidité.

Pour éviter le risque de décharge électrique, l'explosion, le feu ou la fuite de produits chimiques corrosifs ou toxiques, notez les avertissements suivants associés au chargement et aux piles :

⚠ Avertissements Relatifs au Chargement

- Utiliser seulement le chargeur fourni par Plantronics pour charger le produit. Ne pas utiliser les chargeurs pour aucun autre but. Garantir que le classement de tension correspond à l'alimentation vous avez l'intention d'utiliser.
- Si le micro-casque ou casque d'écoute est conçu pour être chargé au moyen d'un chargeur pour téléphone mobile muni d'un adaptateur régulier, utilisez uniquement des chargeurs pour téléphone mobile approuvés et fournis par le fabricant de votre téléphone mobile.
- Chargez le micro-casque ou casque d'écoute selon les instructions fournies avec l'appareil.
- Branchez l'adaptateur ou le chargeur c.a. dans une prise suffisamment près et facilement accessible.
- Ne jamais charger la pile où la température peut tomber au

dessous 0°C (32°F) ou l'hausse au-dessus de 40°C (104°F) — par exemple, dans un véhicule motorisé indépendant.

- Éviter de charger la pile quand le casque est hors surveillance.

⚠ Avertissements Relatifs aux Piles

Pour éviter les risques d'explosion, d'incendie ou de fuite de produits chimiques toxiques, tenez compte des avertissements suivants :

- Ne jetez pas le micro-casque ou la pile dans le feu et ne l'exposez pas à une chaleur supérieure à 100°C.
- Ne tentez pas d'ouvrir ou de perforer la pile car elle peut contenir des matières corrosives qui peuvent endommager les yeux et la peau et s'avérer toxiques si avalées.
- N'essayez pas de l'ouvrir ni de retirer la pile.

Recyclage : Le micro-casque et les piles doivent être recyclés ou éliminés de la façon appropriée. Pour obtenir de l'information sur le recyclage, communiquez avec le centre de recyclage de votre région.

Avis Réglementaires

Équipement radio d'Industrie Canada

L'abréviation «IC:» placée avant le numéro de certification radio signifie simplement que les spécifications techniques d'Industrie Canada sont respectées. Son utilisation est assujettie aux deux conditions suivantes : (1) cet appareil ne doit pas provoquer de brouillage nuisible; (2) cet appareil doit tolérer le brouillage reçu, notamment celui qui pourrait perturber son bon fonctionnement. «La confidentialité des communications ne peut être assurée lors de l'utilisation de ce téléphone.» Ce produit est conforme aux spécifications techniques d'Industrie Canada RSS210.

Información importante sobre la seguridad y el funcionamiento

Lea las siguientes instrucciones de uso y seguridad antes de utilizar el audífono y los accesorios. Conserve estas instrucciones como referencia. **Puede haber advertencias adicionales en el producto, en la caja o en las instrucciones de uso.** Este símbolo ⚠ identifica y avisa al usuario de la presencia de advertencias de seguridad importantes.

General

La temperatura de funcionamiento, almacenamiento y carga es de 0 °C a 40 °C (32 °F a 104 °F).

⚠ Advertencias

- La exposición a un volumen alto de sonido o a una presión de sonido excesiva puede causar daños permanentes a su sistema auditivo. Aunque no existe un solo ajuste de volumen apropiado para todo el mundo, utilice siempre sus audífonos a un nivel de volumen moderado y evite la exposición prolongada a un volumen alto. Mientras más alto sea el volumen, menos tiempo se necesita para que su oído resulte afectado. El nivel de sonido puede variar al usar los audífonos con diferentes dispositivos. El dispositivo que utilice y su configuración afectarán al nivel de sonido que escucha. Si siente molestias, debe dejar de escuchar el dispositivo a través de los audífonos y acudir a un especialista para que le realice una prueba de audición. Para proteger su oído, algunos expertos recomiendan:

1. Ajuste el control de volumen en una posición baja antes de colocarse los audífonos, y use el volumen más bajo posible.

2. Evitar subir el volumen para contrarrestar el ruido del ambiente. Siempre que sea posible, use los audífonos en un lugar tranquilo y sin mucho ruido.
3. Limite el tiempo de uso de los audífonos a un volumen elevado.
4. Baje el volumen si el sonido de los audífonos le impide oír a las personas que hablan cerca de usted.

Visite www.plantronics.com/healthandsafety para obtener más información acerca de los audífonos y la audición.

- Si utiliza un audífono que cubra las dos orejas, no podrá oír otros sonidos. El uso de un audífono de este tipo mientras maneja un vehículo de motor o una bicicleta puede resultar muy peligroso para usted y para los demás, y es ilegal en la mayoría de los sitios.
- Consulte la legislación local referente al uso de audífonos y teléfonos celulares mientras maneja. Si usa el audífono mientras maneja, asegúrese de centrar toda su atención en manejar de manera segura.
- Obedezca todas las señales e instrucciones que indiquen que debe apagar los dispositivos eléctricos o de radiofrecuencia en las áreas designadas, como gasolineras, hospitales, zonas de explosiones, atmósferas potencialmente explosivas o aeronaves.
- Este producto no es un juguete. No deje que los niños jueguen con el producto. Las piezas pequeñas podrían provocar asfixia.
- Instale y use los tapones y audífonos tal como se indica en las instrucciones suministradas. No inserte a la fuerza los tapones en el canal auditivo. Si un tapón se queda atorado en el canal auditivo, acuda al médico de inmediato.

- Mantenga los tapones y audífonos siempre limpios y sin cerumen, para obtener el rendimiento especificado del producto.
- Si el uso de este producto le causa irritación de la piel, deje de utilizarlo y póngase en contacto con Plantronics.
- Si aplica una presión excesiva al audífono, puede sufrir lesiones en el oído externo. No use el audífono mientras duerme ni en situaciones en las que pueda ejercerse presión contra el audífono.
- No desmonte ni inserte nada en el producto ni en el cargador, ya que podría causar daños en los componentes internos o sufrir alguna lesión.
- Si el producto o el cargador se sobrecalientan, tienen daños en el cable o en la clavija, se han caído o han sufrido daños, o se han sumergido en agua, desconecte el cargador de la fuente de alimentación, no vuelva a utilizar el producto y póngase en contacto con Plantronics.
- Evite que la lluvia, la humedad y otros líquidos entren en contacto con el producto para evitar daños en el audífono o el riesgo de lesiones personales. Esta advertencia no se aplica a los productos reforzados o especiales para deporte, que están diseñados de manera que no les afecte el contacto con la humedad.

Para evitar el riesgo de descarga eléctrica, la explosión, el fuego o la merma de sustancias químicas corrosivas o tóxicas, observan el siguiente que carga y advertencias de batería:

⚠ **Advertencias relacionadas con el cargador**

- Utilice sólo el cargador suministrado por Plantronics para cargar el producto. No utilice los cargadores para cualquier otro propósito. Asegure que el voltaje que valore corresponda a la alimentación que usted piensa utilizar.
- Si el audífono está diseñado para usar el mismo cargador que su teléfono celular por medio de un adaptador específico, use únicamente el cargador aprobado y suministrado por el fabricante del teléfono celular.
- Cargue el audífono siguiendo las instrucciones suministradas con la unidad.
- Conecte el adaptador de CA o el cargador a una toma de corriente próxima al equipo y a la que pueda llegar fácilmente.
- Nunca cargue la batería donde la temperatura puede caerse abajo 0 °C (32 °F) o la subida encima de 40 °C (104 °F) — por ejemplo, en un automóvil desatendido.
- Evite cargar la batería mientras está desatendido.

⚠ **Advertencias relacionadas con las pilas**

Para evitar el riesgo de explosión, incendio o emisión de sustancias tóxicas, tome en cuenta las advertencias siguientes:

- No tire el producto ni las pilas al fuego o caliente encima de los 100°C.
- No abra, deforme ni mutile la batería, ya que puede haber

materiales corrosivos que pueden ocasionar daños a los ojos o la piel, o ser tóxicos si se ingieren.

- No intente abrir el audífono para extraer la pila.

Reciclado: el producto y las pilas deben reciclarse o desecharse adecuadamente. Póngase en contacto con el centro de reciclado local para obtener información acerca de la manera adecuada de desechar el producto.

Requisitos de la FCC (sección 15)

Su uso está sujeto a las dos condiciones siguientes:

1. Este dispositivo no puede causar interferencias nocivas.
2. Este dispositivo debe aceptar todas las interferencias recibidas, incluidas aquellas que puedan causar un funcionamiento no deseado.

El uso de este dispositivo cumple con los límites establecidos para un dispositivo digital de clase B, de acuerdo con la parte 15 de las Reglas de la FCC.

Estos límites tienen como finalidad proporcionar una protección razonable contra las interferencias nocivas en una instalación residencial. Este equipo genera, usa y puede radiar energía de radiofrecuencia. Si no se instala y se usa según las instrucciones, puede causar interferencias nocivas a las comunicaciones por radio.


Sin embargo, no se garantiza que no vayan a producirse interferencias en una determinada instalación. Si este equipo causa interferencias nocivas con la

recepción de señales de radio o televisión (lo cual puede determinarse apagando y volviendo a prender el aparato), el usuario puede adoptar algunas de las medidas siguientes para intentar corregir las interferencias:

1. Reoriente o reubique la antena receptora.
2. Aumente la separación entre el equipo y el receptor.
3. Conecte el equipo a una toma de corriente que esté en otro circuito.
4. Consulte a su distribuidor o pida ayuda a un técnico de radio/TV con experiencia.

Exposición a la radiación de radiofrecuencia

Este dispositivo y su antena no deben colocarse ni utilizarse conjuntamente con ninguna otra antena o transmisor. Para cumplir con los requisitos de exposición a RF de la FCC, use únicamente la antena suministrada. Cualquier modificación no autorizada de la antena o el dispositivo podría anular la autorización del usuario para usar este dispositivo. Este equipo se conforma con límites de exposición de radiación de FCC exponen para un ambiente incontrolable.

Leia as informações de segurança e operacionais a seguir antes de usar seu headset / fone de ouvido e acessórios. Guarde essas instruções para referência futura. **Outros avisos poderão estar presentes no produto, na embalagem ou nas instruções para o usuário.** O símbolo  identifica e alerta o usuário para a presença de importantes avisos de segurança.

Informações gerais

A temperatura de operação, armazenamento e cobre varia de 0°C a 40°C (32 °F a 104 °F).

Avisos

- A exposição a níveis de som de alto volume ou a uma pressão excessiva do som pode prejudicar, temporária ou permanentemente, a sua audição. Embora não haja uma única configuração de volume apropriada para todas as pessoas, é recomendável usar sempre o headset ou os fones de ouvido com o volume ajustado em níveis moderados e evitar uma longa exposição a níveis de som de alto volume. Quanto mais alto o volume, menos tempo será necessário para afetar sua audição. Você poderá perceber diferentes níveis de som ao usar o headset ou os fones de ouvido com dispositivos distintos. O dispositivo usado e suas configurações afetam o nível de som ouvido. Se sentir alguma dificuldade de audição, interrompa o uso do headset ou dos fones de ouvido e procure um médico.

Para proteger sua audição, alguns especialistas sugerem o seguinte:

1. Ajuste o controle de volume a um nível baixo antes de colocar o headset ou os fones de ouvido e utilize no volume mais baixo possível.
2. Evite aumentar o volume para bloquear ambientes barulhentos. Sempre que possível, use o seu headset ou os fones de ouvido em um ambiente silencioso, com baixo nível sonoro aos fundos.
3. Limite o tempo de uso de headsets ou de fones de ouvido em alto volume.
4. Diminua o volume se o som do headset ou dos fones de ouvido impedir que você ouça as pessoas que estão próximas.

Visite www.plantronics.com/healthandsafety para obter mais informações sobre headsets/fones de ouvido e assuntos de audição.

- O uso de headset/fones de ouvido nos dois ouvidos prejudica a percepção de outros sons. O uso deste tipo de headset/fones de ouvido ao dirigir um veículo motorizado ou guiar uma bicicleta pode criar uma situação de perigo para você e/ou para outras pessoas, além de ser ilegal em muitos países.
- Verifique as leis locais em relação ao uso de celulares e headsets/

fones de ouvido enquanto estiver ao volante.

Se usar o headset/fones de ouvido enquanto estiver dirigindo, mantenha a atenção e a concentração no volante e na estrada.

- Observe todas as indicações que exigem que um dispositivo elétrico ou um produto de radiação de radiofrequência seja desligado nas áreas designadas, como hospitais, postos de abastecimento, ambientes com risco de explosão e aeronaves.
- Este produto não é um brinquedo. Não deixe que crianças brinquem com o produto-peças pequenas, pois podem causar danos.
- Instale e use pontas auriculares e fones de acordo com as instruções fornecidas. Não force pontas auriculares ou fones para dentro do canal auricular. Se um deles ficar alojado no canal auricular, consulte o médico imediatamente.
- Mantenha as pontas auriculares e os fones limpos e sem acúmulo de cera de ouvido para manter o desempenho especificado do produto.
- Caso você tenha irritação na pele após usar o produto, descontinue o uso e entre em contato com a Plantronics.
- O excesso de pressão aplicada ao headset / fones de ouvido pode ferir as orelhas. Não use o headset/fones de ouvido quando estiver dormindo ou em outras situações em que possa ser exercida pressão sobre eles.
- Não desmonte nem insira nada dentro do produto ou do carregador, pois isso poderá causar danos aos componentes internos ou provocar ferimentos em você.

- Se o produto ou o carregador: apresentar superaquecimento, danos no cabo ou no plugue, cair ou for danificado; cair na água, desconecte o recarregador da fonte de alimentação, pare de usar o produto e entre em contato com a Plantronics.
- Evite o contato do produto com chuva, umidade ou qualquer outra substância líquida para protegê-lo contra danos ou se proteger contra ferimentos. Este aviso não se aplica a produtos resistentes ou de linha esportiva projetados para resistir ao contato com umidade.

Para evitar o risco de choque elétrico, explosão, fogo ou vazamento de químicas corrosivas ou tóxicas, observe a seguir os avisos sobre a bateria.

⚠ Avisos sobre carregamento

- Use só o carregador fornecido por Plantronics recarregar o produto. Não use os carregadores para qualquer outro propósito. Assegure que a voltagem é adequada à tomada de força que você quer usar.
- Se o seu headset / fones de ouvido forem projetados para ser carregados com o carregador do seu celular usando um adaptador personalizado, use apenas os carregadores de celular aprovados e fornecidos pelo fabricante do seu celular.
- Carregue o headset / fones de ouvido de acordo com as instruções fornecidas com a unidade.

- Conecte o adaptador CA ou o carregador em uma tomada que esteja próxima ao equipamento e que seja facilmente acessível.
- Nunca recarregue a bateria onde a temperatura poderá cair abaixo de 0 °C (32 °F) nem estar acima de 40 °C (104 °F), por exemplo num automóvel super aquecido.
- Evite recarregar a bateria enquanto o automóvel estiver super aquecido.

⚠ Avisos sobre a bateria

Para evitar o risco de explosão, incêndio ou vazamento de substâncias químicas tóxicas, confira os seguintes avisos:

- Não descarte o produto ou a bateria no fogo ou lugares com temperatura acima de 100C.
- Não abra, deforme nem mutile a bateria, pois suas peças podem causar danos aos olhos e à pele, além de serem tóxicas se ingeridas.
- Não substituível, não tente abri-lo nem remover a bateria.

Reciclagem: Seu produto e as baterias devem ser reciclados ou descartados de forma apropriada. Entre em contato com o centro de reciclagem local para obter informações sobre como descartar de forma apropriada.

plantronics®

Plantronics, Inc.
345 Encinal Street
Santa Cruz, CA 95060
United States
Tel: 800-544-4660
www.plantronics.com



Z109
N10687



NOM

© 2010 Plantronics, Inc. All rights reserved. Plantronics, the logo designs and Sound Innovation are trademarks or registered trademarks of Plantronics, Inc. All other trademarks are the property of their respective owners. 83991-01 (06.10)

plantronics®



en For Your Safety


cn 安全建议

tw 安全資訊

ko 여러분의 안전을 위해

jp 安全にお使いいただくために

Important Safety and Operational Information

Please read the following safety and operational instructions before using your headset/headphones and accessories. Please keep these instructions for your reference. **Additional warnings may be present on the product, packaging, or in the user instructions.** This symbol  identifies and alerts the user to the presence of important safety warnings.

General

Operating, storage and charging temperature is 0°C to 40°C (32°F to 104°F).

Warnings

- Exposure to high volume sound levels or excessive sound pressure may cause temporary or permanent damage to your hearing. Although there is no single volume setting that is appropriate for everyone, you should always use your headset/headphones with the volume set at moderate levels and avoid prolonged exposure to high volume sound levels. The louder the volume, the less time is required before your hearing could be affected. You may experience different sound levels when using your headset/headphones with different devices. The device you use and its settings affect the level of sound you hear. If you experience hearing discomfort, you should stop listening to the device through your headset/headphones and have your hearing checked by your doctor. To protect your hearing, some hearing experts suggest that you:

1. Set the volume control in a low position before putting your headset or headphones on your ears and use as low a volume as possible.
2. Avoid turning up the volume to block out noisy surroundings. Whenever possible, use your headset or headphones in a quiet environment with low background noise.
3. Limit the amount of time you use headsets or headphones at high volume levels.
4. Turn the volume down if the sound from the headset/headphones prevent you from hearing people speaking near you.

See www.plantronics.com/healthandsafety for more information on headsets/headphones and hearing.

- Use of a headset/headphones that cover both ears will impair your ability to hear other sounds. Use of such headset/headphones while operating a motor vehicle or riding a bicycle may create a serious hazard to you and/or others, and is illegal in most regions.
- Check local laws regarding use of a mobile phone and headset/headphones while driving. If you use the headset/headphones while driving ensure your attention and focus remain on driving safely.
- Observe all signs and instructions that require an electrical device

or RF radio product to be switched off in designated areas, such as gas/refueling stations, hospitals, blasting areas, potentially explosive atmospheres, or aircraft.

- This product is not a toy. Never allow children to play with the product—small parts may be a choking hazard.
- Install and use eartips and earbuds in accordance with the instructions provided. Do not force eartips or earbuds down the ear canal. If either becomes lodged in the ear canal, seek medical attention immediately.
- Ensure eartips and earbuds are kept clean and free of ear wax buildup to maintain the specified product performance.
- If you experience a skin irritation after using this product, discontinue use and contact Plantronics.
- Applying excessive pressure to the headset/headphones may injure the outer ear. Do not wear the headset/headphones while sleeping or in other situations where pressure may be exerted against the headset/headphones.
- Do not disassemble or insert anything into the product or charger because this may cause damage to the internal components or cause injury to you.
- If the product or charger: overheats; has a damaged cord or plug; has been dropped or damaged; has been dropped into water, disconnect any charger from its power supply, discontinue use of the product and contact Plantronics.
- Prevent rain, moisture or other liquid from coming into

contact with the product to protect against damage to your headset / headphone or injury to you. This warning is not applicable for ruggedized or sports products which are designed to withstand contact with moisture.

To avoid the risk of electric shock, explosion, fire or leakage of corrosive or toxic chemicals, observe the following charging and battery warnings:

⚠ Charging Warnings

- Use only the charger supplied by Plantronics to charge the product. Do not use the chargers for any other purpose. Ensure that the voltage rating corresponds to the power supply you intend to use.
- If your headset / headphone is designed to be charged with your mobile phone charger using a custom adapter, use only mobile phone chargers approved and provided by your mobile phone manufacturer.
- Charge the headset / headphones according to the instructions supplied with the unit.
- Plug the AC adapter or charger into an outlet that is near the equipment and will be easily accessible.
- Never charge the battery where the temperature may fall below 0°C (32°F) or rise above 40°C (104°F)—for example, in an unattended motor vehicle.
- Avoid charging the battery while it is unattended.

⚠ Battery Warnings

To avoid the risk of explosion, fire or leakage of toxic chemicals, please observe the following warnings:

- Do not dispose of the product or battery in a fire or heat above 100°C.
- Do not open, deform or mutilate the battery as there may be corrosive materials which can cause damage to eyes or skin and may be toxic if swallowed.
- Do not attempt to open the headset/headphones or remove the battery.

Recycling: Your product and batteries must be recycled or disposed of properly. Contact your local recycling center for information on proper disposal.

Regulatory Notices

FCC Requirements Part 15

Operation is subject to the following two conditions:

1. This device may not cause harmful interference.
2. This device must accept any interference received, including interference that may cause undesired operation.

This equipment has been tested and found to comply with the limits for a Class B digital device, pursuant to Part 15 of the FCC Rules. Changes or modifications not expressly approved by the party responsible for compliance could void the user's authority to operate the equipment.

These limits are designed to provide reasonable protection against harmful interference in a residential installation. This equipment generates, uses,

and can radiate radio frequency energy and, if not installed and used in accordance with the instructions, may cause harmful interference to radio communications.

However, there is no guarantee that interference will not occur in a particular installation. If this equipment does cause harmful interference to radio or television reception which can be determined by turning the radio or television off and on, the user is encouraged to try to correct interference by one or more of the following measures:

1. Reorient or relocate the receiving antenna.
2. Increase the separation between the equipment and receiver.
3. Connect the equipment into an outlet on another circuit.
4. Consult the dealer or an experienced radio/TV technician for help.

Exposure To Radio Frequency Radiation

This device and its antenna must not be collocated or operated in conjunction with any other antenna or transmitter. To comply with FCC RF exposure requirements, only use supplied antenna. Any unauthorized modification to the antenna or device could void the user's authority to operate this device. This equipment complies with FCC radiation exposure limits set forth for an uncontrolled environment.

Industry Canada Radio Equipment

The term "IC:" before the radio certification number only signifies that Industry Canada technical specifications were met. Operation is subject to the following two conditions:

(1) this device may not cause interference, and (2) this device must accept any interference, including interference that may cause undesired operation of the device. "Privacy of communications may not be ensured when using this telephone." This product meets the applicable Industry Canada technical specifications of the RSS210.

重要的安全与操作信息

在使用您的耳机和附件之前，请阅读以下安全和操作说明。请保留这些指示以供参考。

其它警告可能存在于产品、包装或用户说明中。
此符号  表示并通知用户存在重要的安全警告。

一般信息

操作，存储温度和充电温度为0°C 至 40°C (32°F 至 104°F)。

警告

在较大音量或过大声压下长时间使用耳机可能会导致听力暂时或永久受损。虽然没有一种音量设置适用于所有人，但您在使用耳机时务必将音量设置在一个适度的级别，并避免在较大音量下长时间使用耳机。音量越大，您的听力受损也就越快。在将耳机与不同的设备配合使用时，您可能需要使用不同的音量级别才能体验到不同的效果。所用的设备及其设置会影响您听到的音量。如果您感觉听着不舒服，则应停止通过耳机收听设备音频并请医生为您检查听力。为保护您的听力，有些听力专家建议：

1. 在将耳机戴在耳朵上之前，请先将音量控制设置在较低的位置并将音量尽可能调低。

2. 不要通过调大音量来阻挡嘈杂的环境。尽可能在低背景噪音的安静环境中使用耳机。

3. 限制在较大音量下使用耳机的时间。

4. 如果耳机发出的声音使您听不到围人们的谈话，请调小音量。有关耳机和听力的详情，请访问 www.plantronics.com/healthandsafety。

- 如果使用盖住双耳的耳机，会影响您收听其它声音。如果在驾驶汽车或骑自行车时使用此类耳机，可能会给您和/或他人造成严重伤害，在大多数地区都属于非法行为。
- 查阅关于在驾驶期间使用手机和耳机的当地法律。如果您在驾驶期间使用耳机，请确保您的注意力集中在驾驶安全上。
- 在指定区域遵守要求关闭电子设备或射频无线电产品的所有标志指示和说明，例如加油站、医院、爆破区域、爆炸危险气体区域和飞机。
- 本产品不是玩具，切勿让儿童玩耍本产品 - 细小部件可能会导致窒息。
- 按照提供的说明安装和使用耳塞。耳塞不能受力沿着耳道向

下。如果耳塞留在耳道中拿不出来，请立即就医。

- 为维持指定的产品性能，请确保耳塞清洁且不沾耳垢。
- 如果使用本产品后皮肤会受刺激，请停止使用并与 Plantronics 联系。
- 对耳机施加过大压力可能会伤害外耳道。请勿在睡觉或其它可能会对耳机施加压力的情况下佩戴耳机。
- 请勿拆卸或将任何物品插入产品或充电器内，因为这些可能会对内部组件造成损害或给您带来伤害。
- 如果产品或充电器过热；出现线芯或插头损坏、曾经跌落或损坏，或者掉入水中，请断开充电器与电源的任何连接，停止使用并与 Plantronics 联系。
- 防止产品接触到雨水、湿气或其它液体，以免损坏耳机或对您造成伤害。本警告不适用于专为防潮而设计的强化或运动产品。

△ 充电警告

- 为降低触电、爆炸或起火的危险，只能使用 Plantronics 提供的充电器为产品充电。请勿将充电器用于其它产品或任何其它用途。请确保额定电压与您要使用的电源相对应。

- 如果您的耳机可以通过定制适配器使用手机充电器来充电，则只能使用由手机制造商认证并提供的手机充电器。
- 根据设备附带的指示对耳机充电。
- 将交流电源适配器或充电器插到位于设备附近并且使用方便的插座上。

△ 电池警告

为避免爆炸、起火或有毒化学品泄露的危险，请遵守以下警告：

- 请勿将产品或电池投入火中，或暴露于100°C高温之上。
- 请勿拆开、毁坏电池或使其变形，因为其中包含会对眼睛或皮肤造成伤害的腐蚀性材料，一旦吞咽还会造成中毒。
- 请勿尝试拆开耳机或卸下电池。

循环再用：您的产品和电池必须正确地回收或弃置。请向本地回收中心咨询有关正确弃置的信息。

重要安全與操作資訊

在您使用耳機 / 電話與配件之前，請先閱讀下列安全與操作說明。

請妥善保存這些說明以供參考。

其他警告可能會出現在產品、包裝或使用者說明中。

△ 這個符號能在重要安全警告出現時，識別安全警告並提醒使用者。

一般事項：

操作，儲存與充電的適宜溫度為攝氏 0°C 到 40°C (華氏 32 到 104 度)

△ 警告

曝露在高音量或過度音壓下可能會造成短暫或永久性的聽力受損。儘管沒有一種特定音量設定適用於所有人，然而使用耳機 / 電話時，請務必將音量保持適中並避免長時間曝露在高音量下。音量越高，影響聽力的時間越短。您可能發現，使用的裝置不同，您耳機 / 電話的音量也不同。您使用的裝置與設定會影響您所聽到的音量。若有任何聽覺不適，請停止使用耳機 / 電話收聽該裝置並且尋求醫師檢查聽力。以下是聽力專家對於保護聽力的建議：

1. 請先將音量調小，再將耳機或電話戴到耳朵上，並盡量使用低音量。
2. 在吵雜環境下，避免調高音量來阻隔噪音。在安靜的環境下（低背景雜音），請儘可能使用耳機或電話。
3. 儘量減少以高音量使用耳機或電話的時間。
4. 若耳機 / 電話中的音量高到您無法聽見身邊他人說話，請降低音量。如需更多有關耳機 / 電話與聽力的資訊，造 www.plantronics.com/healthandsafety。
 - 使用覆蓋雙耳的耳機 / 電話會影響您聽到其它聲音的聽力。於開車或騎車時使用此類耳機 / 電話，可能會嚴重危害自己及/或他人的安全，並於多數地區都屬違法行為。
 - 如需開車時使用行動電話及耳機 / 電話的相關規定，請查閱當地法規。如果您在開車時使用耳機 / 電話，請務必專心駕駛以確保安全。
 - 在特定區域，例如加油站/燃料補給站、醫院、爆破區、可能爆炸的氣體以及飛機上，請遵守所有需要將電子設備或 RF 無線電產品關閉的符號與說明。

- 這是一個產品而非玩具。請勿讓孩童把玩產品 — 細部零件可能有造成窒息的風險。
- 根據提供的說明裝上並使用耳塞。不要強將耳塞塞入耳道。如果其中一顆卡在耳道裡，請立刻就醫。
- 確保耳塞和耳機保持乾淨，沒有耳蠟堆積，以維持指定的產品效能。
- 如果您使用本產品後發生皮膚過敏情形，請停止使用產品並聯絡 Plantronics。
- 對耳機 / 電話過度施壓可能會傷害外耳。請勿在睡眠或其他可能會對耳機 / 電話施壓的情況下戴耳機 / 電話。
- 請勿將任何物品拆解，或將物品插入產品或充電器內，因為這樣可能對內部零件或您造成傷害。
- 如果產品或充電器：過熱；電線或插頭受損；不慎摔落或受損；掉入水中；請將充電器自電源供應器拔除，停止使用該產品並與 Plantronics 聯絡。
- 避免將產品暴露於潮濕環境或接觸液體，以防耳機 / 電話故障或對您造成傷害。此警告不適用於防震或運動產品，這些產品是專為抵抗潮濕環境所設計。

△ 充電警告

- 為減低觸電、爆炸或起火的危險，請僅使用 Plantronics 所附之充電器為產品充電。此充電器不得與其他產品使用，或用在其他用途。確定額定電壓及頻率與您欲使用之電源供應相符。
- 如果您的耳機 / 電話必須使用訂製轉接器才能利用手機充電器進行充電，請僅使用您行動電話製造商所認可與提供的手機充電器。
- 按照本產品隨附的說明為耳機 / 電話充電。
- 將 AC 轉接器或充電器插入設備附近容易取得的插座上。

△ 電池警告

為避免爆炸、起火或有毒化學物質滲漏，請遵循下列警告事項：

- 請勿將產品或電池丟入火中，或暴露於100°C高溫之上。
- 請勿拆解、毀壞電池或使其變形，因為有腐蝕性物質會傷害您的眼睛及皮膚，若不慎吞食可能會致命。
- 請勿嘗試拆解耳機 / 電話或取出電池。

回收：產品與電池必須以適當的方式回收或棄置。如需適當丟棄的相關資訊，請與當地回收中心聯繫。

根據交通部低功率管理辦法規定：

第十二條 經型式認證合格之低功率射頻電機，非經許可，公司、商號或使用者均不得擅自變更頻率、加大功率或變更原設計之特性及功能。

第十四條 低功率射頻電機之使用不得影響飛航安全及干擾合法通信；經發現有干擾現象時，應立即停用，並改善至無干擾時方得繼續使用。

前項合法通信，指依電信規定作業之無線電信。低功率射頻電機須忍受合法通信或工業、科學及醫療用電波輻射性電機設備之干擾。

중요한 안전 및 작동 관련 정보

헤드셋 / 헤드폰 및 액세서리를 사용하기 전에 다음 안전 및 작동 관련 지침을

자세히 읽어보십시오. 나중에 참조할 수 있도록 이 지침을 보관하십시오.

추가 경고 사항이 제품, 포장, 사용 지침에 제공되기도 합니다.
△ 기호는 중요한 안전 경고가 있음을 알려줍니다.

일반:

작동 및 보관 적정 온도 범위는 0°C - 40°C(32°F - 104°F)입니다.

△ 경고

높은 볼륨 크기 또는 과도한 음압은 청력을 일시적으로, 또는 영구적으로 손상시킬 수 있습니다. 모든 사용자에게 적합한 일률적인 볼륨 설정은 없으므로 항상 헤드셋 또는 헤드폰의 볼륨 설정이 적절한 수준인지 확인하고 높은 볼륨에 장시간 노출되지 않도록 하십시오. 볼륨이 클수록 단시간에도 청력에 영향을 미칠 수 있습니다. 헤드셋/헤드폰과 함께 사용하는 장치에 따라 사운드 볼륨이 달라질 수 있습니다. 사용하는 장치와 그 설정이 듣는 사운드 크기에 영향을 줍니다. 청취에 불편함을 느끼는 경우 헤드셋 / 헤드폰으로 장치의 사운드를

듣는 것을 중단하고 청력에 대해 의사에게 진찰을 받으십시오. 청력 전문가는 청력 보호를 위해 다음과 같은 사항을 권장합니다.

1. 헤드셋이나 헤드폰을 귀에 착용하기 전에 볼륨 조절을 낮게 설정하고, 들을 때에는 최대한 낮은 볼륨으로 설정합니다.
 2. 주위 소음이 안 들릴 정도로 볼륨을 높이지 마십시오. 가능한 한 조용하고 주변 소음이 적은 곳에서 헤드셋이나 헤드폰을 사용하십시오
 3. 높은 볼륨 크기로 헤드셋 또는 헤드폰을 듣는 시간을 제한하십시오.
 4. 주위 사람의 말소리가 들릴 정도로 헤드셋 / 헤드폰의 볼륨을 낮추십시오. 헤드셋 / 헤드폰 및 청력에 대한 자세한 내용은 www.plantronics.com/healthandsafety를 참조하십시오.
- 양쪽 귀를 모두 덮는 헤드셋 / 헤드폰을 사용하면 다른 소리의 청취를 방해합니다. 자동차 또는 오토바이를 운전할 때 이런 헤드셋 / 헤드폰을 사용하는 행위는 대부분의 지역에서 관련 법규 위반이며, 사용자와 타인에게 심각한 신체적 위험을 초래할 수 있습니다.
 - 운전 중 휴대폰 또는 헤드셋 / 헤드폰 사용 여부에 대해서는 현지 법규를 참고하십시오. 운전 중 헤드셋 / 헤드폰을

사용할 경우에는 안전 운행에 주의하여 집중해야 합니다.

- 주유소/충전소, 병원, 발파 지역, 폭발이 발생 가능한 대기 환경, 항공기 내부와같이 지정된 지역에서 전기 장치 또는 RF 무선 제품을 꺼 두라는 표시와 지침이 있는지 잘 살펴보십시오.
- 제품은 장난감이 아닙니다. 절대로 어린이가 제품을 갖고 놀지 않도록 하십시오. 작은 부품이 기도에 걸려 질식할 수 있습니다.
- 이어 팁과 이어버드를 제공된 지침에 따라 설치하고 사용하십시오. 이어 팁이나 이어버드를 컷구멍 안쪽으로 밀어 넣지 마십시오. 이어 팁이나 이어버드가 컷구멍에서 빠지지 않으면 즉시 의사의 진찰을 받으십시오.
- 이어 팁과 이어버드를 청결히 하고 귀지가 끼지 않도록 관리해야 제품성능이 제대로 유지됩니다.
- 이 제품을 사용한 후 피부 자극이 발생하면 사용을 중지하고 Plantronics에 문의하십시오.
- 헤드셋 / 헤드폰에 과도한 압력을 주면 귀가 손상될 수도 있습니다. 잠을 잘 때나, 헤드셋 / 헤드폰에 압력을 줄 수 있는 기타 상황에서 헤드셋 / 헤드폰을 착용하지 마십시오.
- 내부 부품이 손상되거나 사용자에게 위험할 수 있으므로 제품 또는 충전기를 분해하거나 이물질이 넣지 마십시오.

- 제품이나 충전기가 과열되었거나, 코드나 플러그가 손상되었거나, 떨어뜨렸거나 손상되었거나, 물에 빠뜨린 경우, 충전기를 전원에서 분리하고 제품 사용을 중지한 후 Plantronics에 문의하십시오.
- 헤드셋 / 헤드폰의 손상 또는 상해의 방지를 위해 제품이 비를 맞거나, 습기 또는 기타 액체에 노출되지 않도록 하십시오. 이 경고는 습기에 강한 특수 환경용 또는 스포츠용 제품에는 해당되지 않습니다.

△ 충전 경고

- 감전, 폭발 또는 화재의 위험을 줄이기 위해 Plantronics 또는 에서 해당 제품의 충전용으로 제공한 충전기만 사용하십시오. 충전기를 다른 제품과 사용하거나 기타 다른 목적으로 사용하지 마십시오. 정격 전압이 사용하려는 전원과 맞는지 확인하십시오.
- 맞춤형 어댑터를 사용하여 휴대폰 충전기로 충전하도록 헤드셋 / 헤드폰이 설계된 경우, 휴대폰 제조업체에서 승인하고 공급한 휴대폰 충전기만 사용하십시오.
- 장치와 함께 제공된 지침을 준수하여 헤드셋 / 헤드폰을 충전하십시오.
- AC 어댑터 또는 충전기를 장치와 가깝고 쉽게 접근할 수 있는 콘센트에 꽂으십시오.

△ 배터리 경고

폭발, 화재, 독성이 있는 화학 물질 누출의 위험을 방지하기 위해 다음 경고를 확인하십시오.

- 제품이나 배터리를 불속이나 100도 이상의 열에 버리지 마십시오.
- 배터리를 개봉하거나 변형 또는 절단하지 마십시오. 부식성 액체가 눈 또는 피부에 손상을 줄 수 있으며, 삼킬 경우 독성을 띌 수 있습니다.
- 헤드폰을 분해하거나 배터리를 꺼내려고 하지 마십시오.

재활용: 제품과 배터리는 재활용하거나 적절한 방법으로 폐기해야 합니다. 폐기에 대해서는 해당 지역의 재활용 센터에 문의하십시오.

해당무선설비는 운용 중 전파혼신 가능성이 있음

해당무선설비는 전파혼신 가능성이 있으므로 인명안전과 서비스는 할 수 없음

使用上の注意事項

ヘッドセット/ヘッドフォン、およびアクセサリをお使いになる前に、次の注意事項を必ずお読みください。また、この指示書を大切に保管してください。製品のパッケージや操作手順にも警告事項が記載されている場合があります。こちらにも必ずお読みください。このマーク△は、安全上の警告事項を示します。

一般的な注意事項:

0°C～40°C(32°F～104°F)の温度環境で使用および保管してください。

△ 警告

音量や音圧が高すぎると、一時的または永久的に聴力障害を発生させる可能性があります。ユーザーによって適する音量は異なりますが、ヘッドセット/ヘッドフォンは常に中程度の音量に設定し、大音量で長時間使用しないようにしてください。音量が大きくなるほど、聴力に影響を与えるまでの時間が短くなります。同じヘッドセット/ヘッドフォンを使用する場合でも使用する機器によって音量が異なります。使用機器とその機器での設定は、ヘッドセット/ヘッドフォンで得られる音量に影響します。聞いていて不快と感じたときは、ただちにヘッドセット/ヘッドフォンの使用を中止し、医師の診断を受けてください。聴覚の専門家は、聴力を保護するために次のことを実践することを勧めています。

1. ヘッドセット/ヘッドフォンを耳に装着する前に音量を低レベルに下げ、できるだけ低い音量で使用する。
2. 周囲の騒音を遮断する目的で音量を上げない。ヘッドセット/ヘッドフォンを、できる限り周囲の雑音の少ない静かな環境で使用する。

3. ヘッドセット/ヘッドフォンを大音量で使う時間を制限する。
4. 近くにいる人の声が聞こえない場合は、ヘッドセット/ヘッドフォンの音量を下げる。
 - ヘッドセット/ヘッドフォンを両耳に装着すると、外部の音がよく聞こえなくなります。そのため、両耳のヘッドセット/ヘッドフォンを装着したまま自動車や自転車を運転すると、大事故を引き起こす可能性があります。また、ヘッドセット/ヘッドフォンを使用したままの自動車の運転は法律で禁じられています。規定の道路交通法を確認してください。
 - 運転中の片耳ヘッドセットの使用については、お住まいの地域の法規制に従ってください。運転中に片耳のヘッドセットを使用する場合は、注意が散漫にならないよう、安全運転に十分心がけてください。
 - ガソリンスタンド、病院、発破現場、爆発の恐れのある場所、航空機内など、電化製品や無線機器の電源を切ることを促す指示や標識がある場所では、必ず指示に従ってください。
 - 本製品は玩具ではありません。お子様に本製品で遊ばせないでください。本製品の小さい部品を誤って飲み込むと、窒息する恐れがあります。
 - イヤーチップやイヤーパッドを装着するときは、ユーザーガイドの手順に従い、耳穴に無理に押し込まないようにしてください。耳穴に詰まった場合は、速やかに医師の診察を受けてください。
 - イヤーチップやイヤーパッドは清潔に保ってください。耳垢などの汚れがついていると、性能が落ちることがあります。

- この製品を使用後に皮膚がかぶれた場合は、直ちに使用を中止し、医師の診断を受けてください。
- ヘッドセット/ヘッドフォンに高い圧力がかかると、耳や耳の周りの皮膚に傷がつく恐れがあります。就寝時や、ヘッドセット/ヘッドフォンに不適切な圧力がかかる可能性のある状況では、ヘッドセット/ヘッドフォンを絶対使用しないでください。
- 本製品や充電器を分解したり、物を挿入しないでください。内部の部品が破損したり、けがをする恐れがあります。
- 本製品や充電器が熱くなった場合、コードやプラグを破損した場合、落として破損がおきた場合、水中に落とした場合は、充電器を電源から取り外し、製品の使用を中止して、ください。
- ヘッドセット/ヘッドフォンを湿気の多い場所で使用したり、雨やその他の液体で濡らしたりしないでください。ヘッドセット/ヘッドフォンが破損したり、けがをする恐れがあります。高耐久型やスポーツ仕様の製品は、湿気の多い場所でも使用できます。

感電、爆発、発火、内容物の漏れ、化学物質による中毒がおきないよう、充電の際は以下の注意事項を厳守ください。

△ 充電に関する警告

- 製品を充電する際は、感電、爆発、火災を防ぐため、必ずPlantronics製の充電器を使用してください。充電器は、他の製品を充電したり、その他の目的のために使用しないでください。本製品の定格電圧が使用する電源電圧に対応していることを確認してください。
- ヘッドセット/ヘッドフォンでは携帯電話の充電をするように設計さ

- れていません。携帯電話の充電については、携帯電話の製造元によって認可された携帯電話付属の充電器のみを使用してください。
- 本製品に付属している指示に従ってヘッドセット/ヘッドフォンを充電してください。
- ACアダプターや充電器は、本製品のそばの簡単に届く場所にあるコンセントに差し込んでください。
- 0℃以下、もしくは40℃以上の温度環境での充電はお止めください。またたとえば、真夏や真冬の誰も乗っていない車の中で放置しての充電もお止めください。
- 誰も見ていない場所に放置し、充電することはお止めください。

△ 電池に関する警告

爆発、火災、有害化学物質の漏出を防ぐため、次の注意事項を必ずお読みください。

- 本製品または電池を焼却処分しないでください。電池の電解槽が爆発する恐れがありますので、100℃以上の環境にさらさないでください。
- 電池を開ける、変形させる、分解することは絶対にお止めください。電池には腐食性材料が含まれている場合があり、目や皮膚に害を及ぼしたり、飲み込むと中毒を引き起こす原因となる恐れがあります。
- ヘッドセット/ヘッドフォンを分解して電池を取り出さないでください。

リサイクル: 本製品および電池は、適切な方法でリサイクルまたは廃棄してください。廃棄方法については、地域のリサイクル、施設にお問い合わせください。