

TŪNZ

User Guide

©2013 TYLT. TYLT and the logo are trademarks of the Foreign Trade Corp. The N Mark is a trademark or registered trademark of NFC Forum, Inc. in the United States and in other countries. The Bluetooth® word mark and logos are registered trademarks owned by Bluetooth SIG, Inc. and any use of such marks is under license. Other marks are the property of their respective owners.

Designed in the U.S.A. Made in China. IC1843

LIMITED ONE YEAR WARRANTY

29

SCAN THIS CODE FOR VIDEOS
AND THE MOST UP-TO-DATE
PRODUCT INFORMATION



WWW.TYLT.COM

This wireless product is covered by a limited warranty from TYLT to the original purchaser in that this product is free from defects in the workmanship and materials for ONE YEAR from the date of purchase (damages through normal wear and tear, alteration, misuse, neglect, accident, service by anyone other than the authorized service center, or act of God not included). During the warranty period and upon verification of defects, this wireless product will be replaced when returned with proper proof of purchase. This limited warranty is in lieu of all other warranties, express or implied, including, but not limited to, implied warranty of merchantability or fitness for a particular use.

FOR ALL WARRANTY CLAIMS:

Please contact TYLT customer service.

Phone: (800) 843-5600

Email: customerservice@TYLT.com

BATTERY WARNING!

“Caution” – The battery used in the product may present a risk of fire or chemical burn if mistreated.

Unless otherwise specified in the user guide the battery in your product cannot be removed or replaced by the user. Any attempt to do so is risky and may result in damage of the product. Use of other batteries may present a risk of fire or explosion and the warranty will be terminated.

Only recharge your battery with the provided approved chargers designated for this product.

Dispose of batteries according to local regulations. Please recycle when possible.

Do not dispose the battery as household waste or in a fire as it may explode.

Batteries may explode if damaged.

CHARGER WARNING!

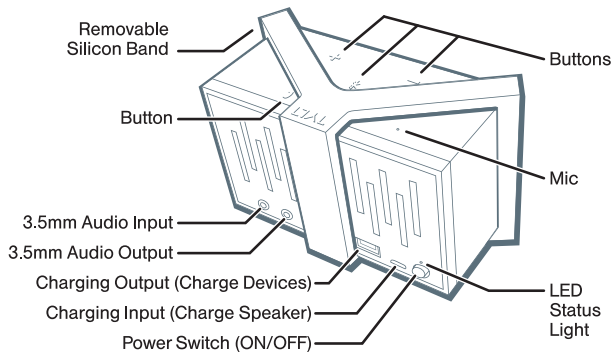
When you disconnect any cord, grasp and pull the plug, not the cord.

Never use a charger that is damaged.

Avoid charging your speaker in extremely high or low temperatures and do not use outdoors or in damp areas.

TABLE OF CONTENTS

TÜNZ Rechargeable Bluetooth® Speaker	3
Connect	4
Listen & Talk	10
Charging	12
Customize Your Style	18
NFC	20
Specifications	22
Safety Information	24



accident or injury. Do not take notes or read documents while driving.

BUILT-IN BATTERY CARE:

Please observe the following if the product contains a battery

Your product is powered by a rechargeable battery. The full performance of a new battery is achieved only after two or three complete charge and discharge cycles.

The battery can be charged and discharged hundreds of times, but will eventually wear out.

Unplug the charger from the electrical plug and the product when not in use. Do not leave a fully charged

battery connected to a charger, since overcharging may shorten its lifetime.

If left unused, a fully charged battery will lose its charge over time.

Leaving the product in hot or cold places, such as in a closed car in the summer and winter conditions, will reduce the capacity and lifetime of the battery.

Always try to keep the battery between 0°C and 45°C (32°F and 113°F). A product with a hot or cold battery may not work temporarily, even when the battery is fully charged. Battery performance is particularly limited in temperatures well below freezing.

tear or breakage, contact your dealer.

Avoid exposing this product to rain, moisture or other liquids to protect against damage to the product or injury to you.

If the product overheats, if the product has been dropped or damaged, if the product has a damaged cord or plug, or if the product has been dropped in a liquid, discontinue use and contact TYLT.

Never mount or store the product over any airbag deployment area, as serious injury may result when an airbag deploys.

Do not use in areas where there are explosive hazards.

Observe all signs and instructions

that require an electrical device or RF radio product to be switched off in designated areas such as hospitals or aircrafts.

Dispose of the product according to local standards and regulations.

REMEMBER:

Always drive safely, avoid distractions and follow local laws! Use of TUNZ while operating a motor vehicle may be regulated by local laws. Check with your local authorities. Use caution while using your speaker when you are engaging in any activity that requires your full attention. While engaging in any such activity turning off your speaker will keep you from being distracted, so as to avoid

TUNZ RECHARGEABLE BLUETOOTH® SPEAKER

3

BUTTONS



Volume
Down



Volume
Up



Multifunction
Button



Phone
Button

LED STATUS LIGHT FUNCTIONS



Alternating Red/Blue: TUNZ is in pairing mode and ready to connect to your Bluetooth® device.



Solid Red: TUNZ is being charged. Charging not yet completed.



Solid Blue: TUNZ is powered ON, or when being charged, charging is completed.

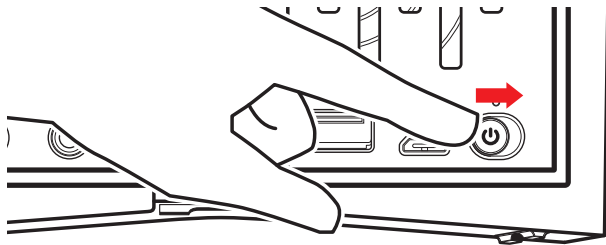
WHAT'S INCLUDED?

- TUNZ Portable Bluetooth® Speaker
- 3 Removable Silicone Bands (Black, Red, and Blue)
- Universal 3.5mm Audio Cable
- USB Charging Cable
- User Guide
- TUNZ Carry Bag

CONNECT

4

Before you connect, power TUNZ on by sliding Power Switch to the ON position.



ringing in your ears, immediately discontinue using.

With continued use at a high volume, your ears may become accustomed to the sound level, which may result in permanent damage to your hearing without any noticeable discomfort.

SAFETY INFORMATION!

Use of TUNZ will impair your ability to hear other sounds. Use caution while using TUNZ when you are engaging in any activity that requires your full attention.

If you have a pacemaker or other electrical medical devices, you should consult your physician before using the product.

This package contains small parts that may be hazardous to children and should be kept out of reach of children at all times. The product is not a toy – never allow children to play with the product. The bags themselves or the many small parts they contain may cause choking if ingested.

Never try to dismantle the product yourself, or push objects of any kind into the product, as this may cause short circuits which could result in a fire or electric shock.

None of the components can be replaced or repaired by users. Only authorized dealers or service centers may open the product. If any parts of your product require replacement for any reason, including normal wear and

SAFETY

24

WARNING!

Permanent hearing loss may result from long-term exposure to sound at high volumes. Use at as low a volume as possible.

TUNZ is capable of delivering sounds at loud volumes and high pitched tones. Under certain circumstances, exposure to such sounds can result in permanent hearing damage. The volume level may vary based on conditions such as the sound you are listening to and volume settings. Avoid prolonged use at excessive sound levels. Please read the Safety

Guidelines below prior to using TUNZ.

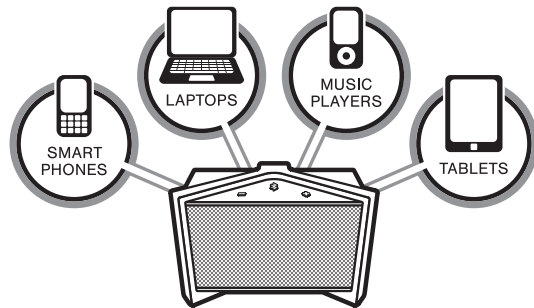
Reduce the risk of hearing damage by following these safety guidelines during the use of the product:

Turn the volume control to its lowest level, when connecting the speaker and then

Slowly adjust the volume control to a comfortable level.

Keep the volume at the lowest level possible;

If increased volume is necessary, adjust the volume control slowly; and
If you experience discomfort or



You can connect any device with a 3.5mm headphone jack or Bluetooth® to TUNZ.

WIRED CONNECTION

6

UNIVERSAL 3.5MM AUDIO CABLE

If your music player or other device has a standard headphone jack, you can connect it to TŪNZ's AUX In port using the included Universal 3.5mm Audio Cable. When connected like this, volume level on TŪNZ defaults to maximum and is controlled by the connected device.

If you have more than one TŪNZ Rechargeable Bluetooth® Speaker, you can even connect them together (AUX Out to AUX In) for even fuller sound.

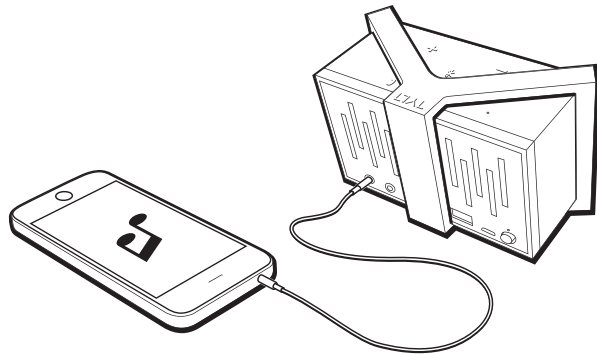
Battery	2800mAh Lithium-ion
Speaker Charge Time	6-7 hours
Bluetooth®	Version 3.0 — Range 33ft (10m)
Warranty	Limited 1 Year
Other	APT-X Decode, A2DP, AVRCP, HFP, HSP

*Up to 20 hours wireless play time at 50% volume without device charging. Designed to charge small mobile devices such as phones and mp3 players. Not intended for tablet charging.

SPECIFICATIONS

22

Music Play Time	Up to 20 Hours*
Charging Output	5V/1.0A USB
Power	6W (3Wx2)
Output	80db max
Size	5.25" x 2.625" x 3.375"
Weight	12.9 oz



WIRELESS CONNECTION

8

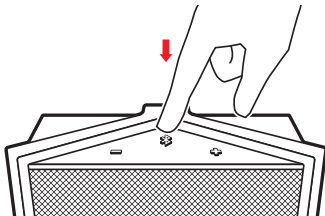
BLUETOOTH®

You can connect wirelessly to Bluetooth® devices by following these simple steps:

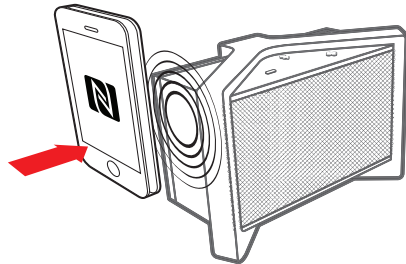
ON TŪNZ:

- 1) Press and hold the multifunction button for 6 seconds

TŪNZ will announce that Pairing Mode has been activated and the LED Status Light will flash alternating red and blue



- 4) To initiate the NFC connection between your device and the TŪNZ speaker, touch your device's NFC antenna area against the NFC tag area of the speaker as shown. The devices must be touching and properly aligned to make the connection.



TÜN̄Z is equipped with an internal TYLT TAGZ™ programmable NFC Tag that can interact with your NFC-enabled device. With a single tap you can launch multiple customized setting and Apps.

EASY TO USE

- 1) Check to see if your device is NFC-enabled. If so, Download and install your free NFC Task Launcher App



Get you FREE App at the App store,
or <http://launcher.tagstand.com>

- 2) Launch the NFC Task Launcher App
- 3) Follow on-screen instructions to set up your TAGZ NFC.
(for detailed instructions visit: <http://launcher.tagstand.com>)

ON THE DEVICE YOU WANT TO CONNECT:

- 1) Turn on Bluetooth®
- 2) Follow the Bluetooth® pairing instructions that came with your device, and select “TYLT TUNZ” when it appears
- 3) If asked to enter a passcode, enter “0000”

Once paired, TÜN̄Z will tell you that it is connected and the LED Status light will change to solid blue.

You only need to pair each device to TÜN̄Z once. Repeat the Bluetooth® connection process for additional devices you want to use. TÜN̄Z can remember up to 8 paired devices. It will automatically reconnect to the last connected device when powering ON or when it returns to operating range.

LISTEN AND TALK

10

LISTEN

When you play music or other audio on your connected device, it transfers automatically to TUNZ. You can control the music with the connected device or directly from TUNZ. When powered on, the volume level defaults to the last level TUNZ was powered off at. If you can't hear the sound, make sure your device is connected or increase the volume level.

TALK

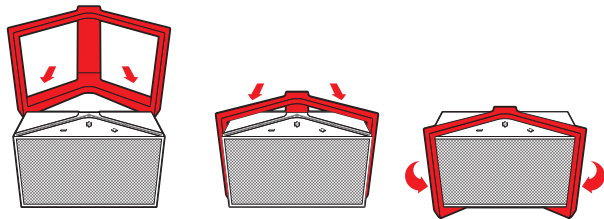
When your phone is connected to TUNZ, any calls you receive will automatically transfer to TUNZ's speakerphone function. Music is automatically paused during calls and resumes afterwards.

TOUCH CONTROLS

TUNZ has easy-to-use, touch-sensitive buttons.

"Tap": A quick touch and release (less than 1 second)

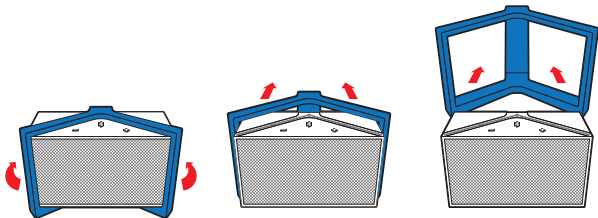
"Press": Press and hold



CUSTOMIZE YOUR STYLE

18

TŪNZ comes with 3 interchangeable silicone bands (Black, Red, and Blue) for customizing TŪNZ 's style.



Pause or resume music

Tap the multifunction button to pause or resume music



Make a call

Call will automatically transfer



Answer or end a call

Tap the phone button to answer an incoming call or end a call in progress



Reject a call

Press (2 sec) the Phone button to reject an incoming call



Redial last number

Double Tap the Phone button to redial the last number called



Transfer between speaker and mobile

Press (2 sec) the Phone button during a call to transfer between speaker and mobile



Volume down

Tap the “-” button to decrease volume or **Press and Hold** to decrease volume quickly



Volume up

Tap the “+” button to increase volume or **Press and Hold** to increase volume quickly

CHARGING

12

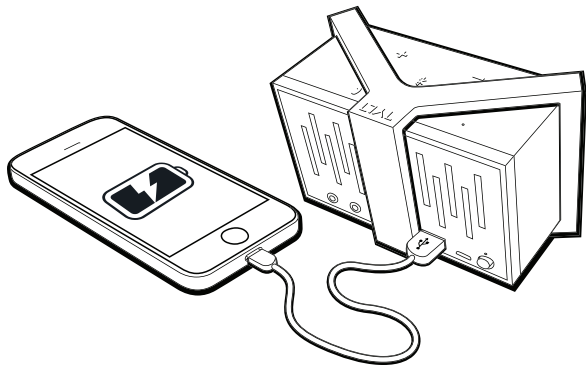
TUNZ is equipped with the ENERGI power system: A built-in high-capacity rechargeable battery that not only powers your speaker, but can also charge mobile devices. The 2800mAh battery is powerful enough to fully charge many smartphones and still have plenty of play time for music.

VOICE PROMPTS

TUNZ has voice prompts that give you information about its battery status.*

Checking Battery Status: You can check battery status by pressing and holding both the Multifunction and Phone buttons (together) for 2 seconds. Voice prompts will tell you the battery level (Full, Medium, or Low).

*Note that voice prompts are disabled when connected with the 3.5mm Audio Input.



CHARGING YOUR DEVICES

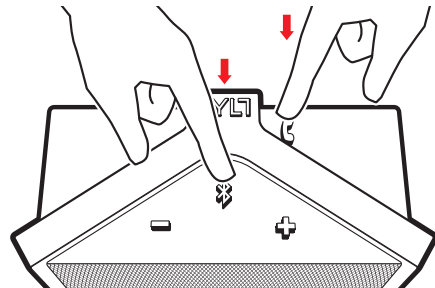
The ENERGI power system can also be used as a charger for many mobile devices, including most phones and music players*. **TŪNZ must be powered ON to charge devices.**

To charge your device, just plug the standard USB end its charging cable into TŪNZ's Charging OUTPUT, or if your device is Micro USB, you can use the cable included with TŪNZ.

You can even charge the speaker and your devices at the same time.

Device charging is available until the TŪNZ's battery reaches 50%, at which point Charging OUTPUT is disabled to preserve music playtime. Charging will become available again when your speaker is recharged to at least 75% full.

*Note that with some newer tablets (such as the Samsung Galaxy) you may see a red "X" on the device screen if charging at lower amperages. This does not mean the device is not charging.



Check Battery Status

Press and Hold (2 sec) both the Multifunction and Phone buttons (together).

CHARGING

14

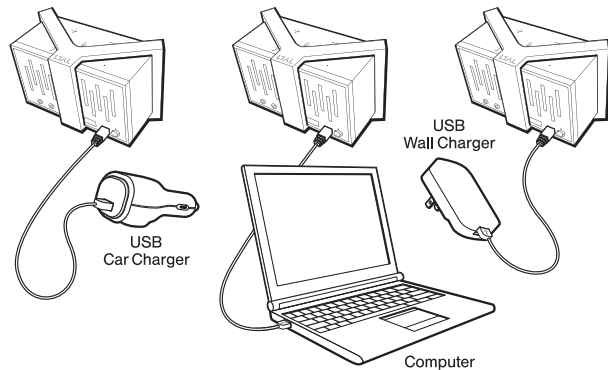
CHARGING TŪNZ

To charge your speaker, just connect it to any USB charger with the included USB Charging Cable. The Micro-USB end of the cable should connect to TŪNZ's Charging INPUT port.

For best results, fully charge TŪNZ before using.

The LED Status Light will glow solid red during charging, and change color to solid blue once battery is fully charged. It takes about 6 hours to fully charge an empty battery. A fully charged battery will provide about 20 hours of music playtime or 60 hours of standby time*.

*Based on 50% volume level without charging devices.



changes or modifications not expressly approved by the party responsible for compliance could void the user's authority to operate the equipment.

This equipment has been tested and found to comply with the limits for a Class B digital device, pursuant to Part 15 of the FCC Rules. These limits are designed to provide reasonable protection against harmful interference in a residential installation. This equipment generates, uses and can radiate radio frequency energy and, if not installed and used in accordance with the instructions, may cause harmful interference to radio communications.

However, there is no guarantee that interference will not occur in a particular installation.

This device complies with Part 15 of the FCC Rules. Operation is subject to the following two conditions: (1) this device may not cause harmful interference, and (2) this device must accept any interference received, including interference that may cause undesired operation.

If this equipment does cause harmful interference to radio or television reception, which can be determined by turning the equipment off and on, the user is encouraged to try to correct the interference by one or more of the following measures:

- Reorient or relocate the receiving antenna.
- Increase the separation between the equipment and receiver.
- Connect the equipment into an outlet on a circuit different from that to which the receiver is connected.
- Consult the dealer or an experienced radio/TV technician for help.

This device complies with Industry Canada license-exempt RSS standard(s). Operation is subject to the following two conditions: (1) this device may not cause interference, and (2) this device must accept any interference, including interference that may cause undesired operation of the device.

Cet appareil s'accorde avec Industrie Canada licence-exempte RSS standard.

(1) cet appareil ne peut pas causer l'intervention, et (2) cet appareil doit accepter de l'intervention, y compris l'intervention qui peut causer l'opération non désirée de.

This Class **【B】** digital apparatus complies with Canadian ICES-003.

Cet appareil numérique de la classe B est conforme à la norme NMB-003 du Canada.

a. The apparatus shall not be exposed to dripping or splashing and that no objects filled with liquids, such as vases, shall be placed on the apparatus.

b. CAUTION: Danger of explosion if battery is incorrectly replaced. Replace only with the same or equivalent type.

c. Batteries shall not be exposed to excessive heat such as sunshine, fire or the like.

d. Where the MAINS plug is used as the disconnect device, the disconnect device shall remain readily operable.

e. Correct Disposal of this product. This marking indicates that this product should not be disposed with other household wastes throughout the EU. To prevent possible harm to the environment or human health from uncontrolled waste disposal, recycle it responsibly to promote the sustainable reuse of material resources. To return your used device, please use the return and collection systems or contact the retailer where the product was purchased.