
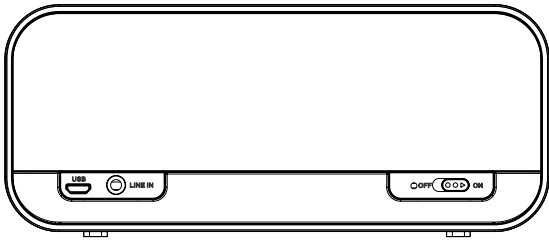


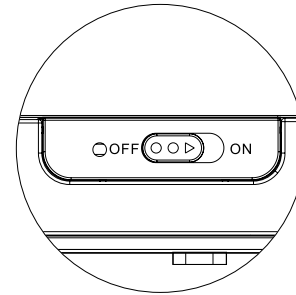
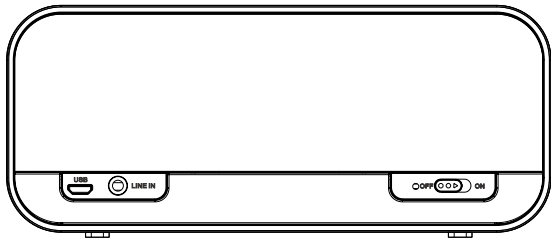
How to Turn ON...

1) Slide the Main Power Button to the "ON" position at the back of the Speaker



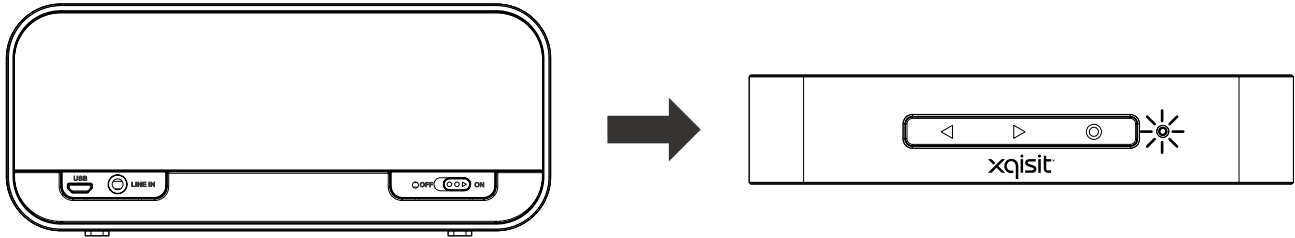
How to Turn OFF...

1) Slide the Main Power Button to the "OFF" position at the back of the Speaker

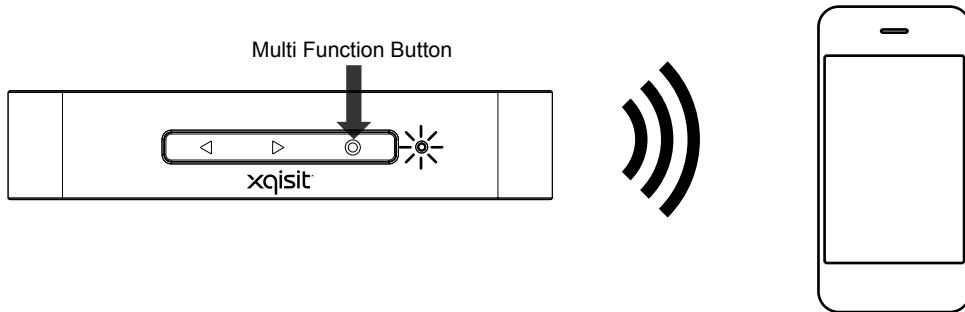


How to Connect...

1) Slide the Main Power Button to the “ON” position at the back of the Speaker

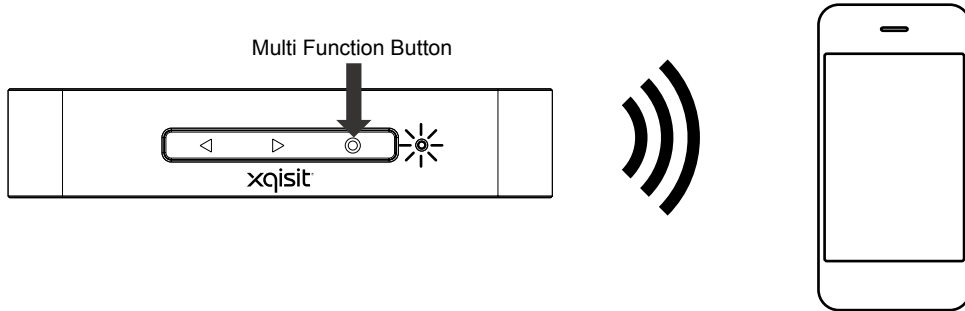


2) Hold down the “Multi Function Button” until LED flashing Blue + Red; search “xqBroken” on your Bluetooth device and connect

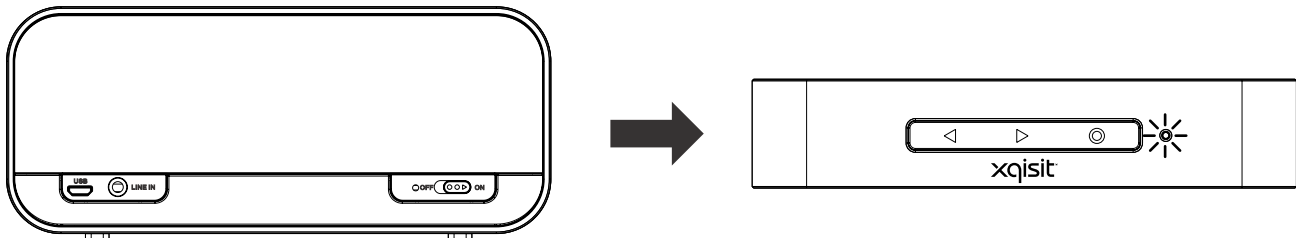


How to Connect Two Devices...

1) Connect the Second Bluetooth Device as same connection procedure as connecting to the First Bluetooth Device.


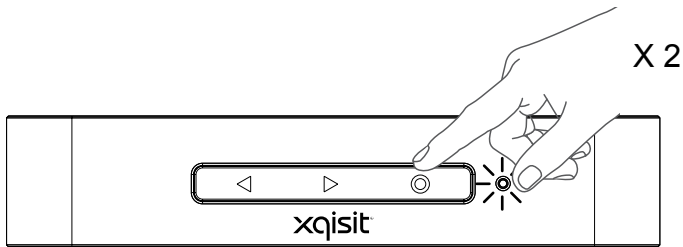


2) Active the Bluetooth function on the both paired Devices and Power "ON" the Speaker, both Devices will reconnect to the speaker automatically. (or may connect to speaker manually, if necessary)



How to Call up Voice Control* ...

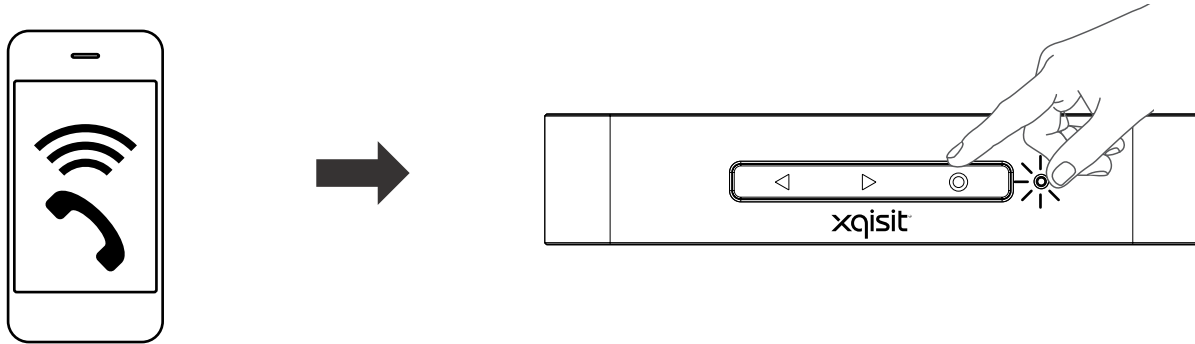
1) Double Press the “MFB”, when connected to the Mobile Phone*



* The Siri service will be activated, if iPhone connected

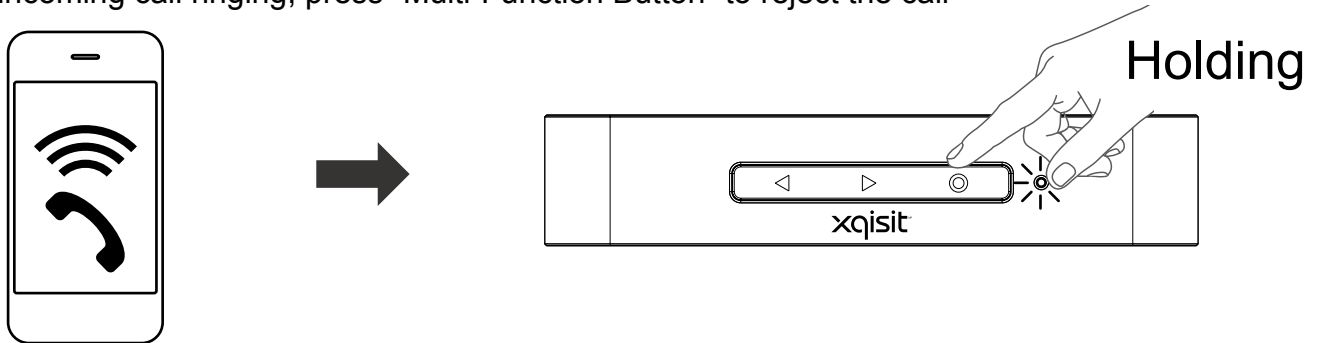
How to Answer the incoming call...

1) When incoming call ringing, press “Multi-Function Button” to answer the call



How to Reject the incoming call...

1) When incoming call ringing, press “Multi-Function Button” to reject the call



LED indicator



Power OFF
-LED OFF



Pairing
-Flashing Red and Blue
(ON - 0.5s; OFF - 0.5s)



Power ON
(Battery Level>30%;
During SBC Music Playing)
- Solid Blue



Power ON
(Battery Level<30%)
-Flashing Red
(On - 1s; OFF - 1s)



Charging
(No Matter Power ON/OFF)
-Flashing Blue
(On - 2s; OFF - 2s)



Power OFF + Fully Charged
-LED OFF



Power ON
(Battery Level>30%;
During AAC Music Playing)
- Solid Green



Power ON
(Battery Level>30%;
During Apt-X Music Playing)
- Solid Purple



USB Upgrade Mode

Specification

- Bluetooth ver. 3.0
- 35mm full range speaker driver with iui Passive Woofer
- Rechargeable Lithium-ion Battery for up to 8 hours playtime
- Convenient charging with provided Micro USB Cable
- Music Streaming over Bluetooth with AAC# and Apt-X* codec
- Speaker Phone feature with Wide Band Speech (WBS) for HD voice supporting
- Voice Prompt Support
- Multi-Point Connectivity

AAC over Bluetooth: supporting by iOS 4.3.3 or above

* Apt-X over Bluetooth: supporting by Device with Apt-X compatible

This device complies with part 15 of the FCC Rules. Operation is subject to the following two conditions: (1) This device may not cause harmful interference, and (2) this device must accept any interference received, including interference that may cause undesired operation.

caution the user that changes or modifications not expressly approved by the party responsible for compliance could void the user's authority to operate the equipment.

NOTE: This equipment has been tested and found to comply with the limits for a Class B digital device, pursuant to part 15 of the FCC Rules. These limits are designed to provide reasonable protection against harmful interference in a residential installation.

This equipment generates, uses and can radiate radio frequency energy and, if not installed and used in accordance with the instructions, may cause harmful interference to radio communications. However, there is no guarantee that interference will not occur in a particular installation. If this equipment

does cause harmful interference to radio or television reception, which can be determined by turning the equipment off and on, the user is encouraged to try to correct the interference by one or more of the following measures:

- Reorient or relocate the receiving antenna.
- Increase the separation between the equipment and receiver.
- Connect the equipment into an outlet on a circuit different from that to which the receiver is connected.
- Consult the dealer or an experienced radio/TV technician for help.