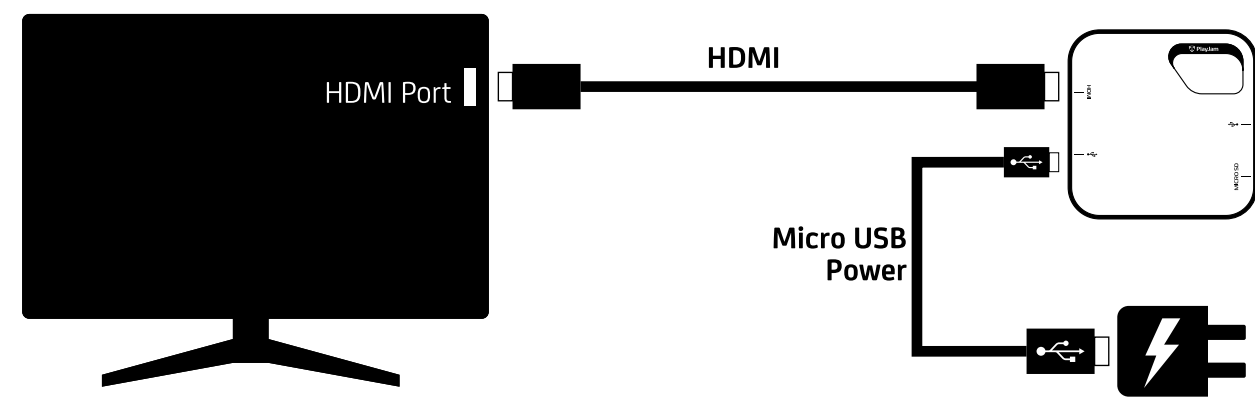


PlayJam Console

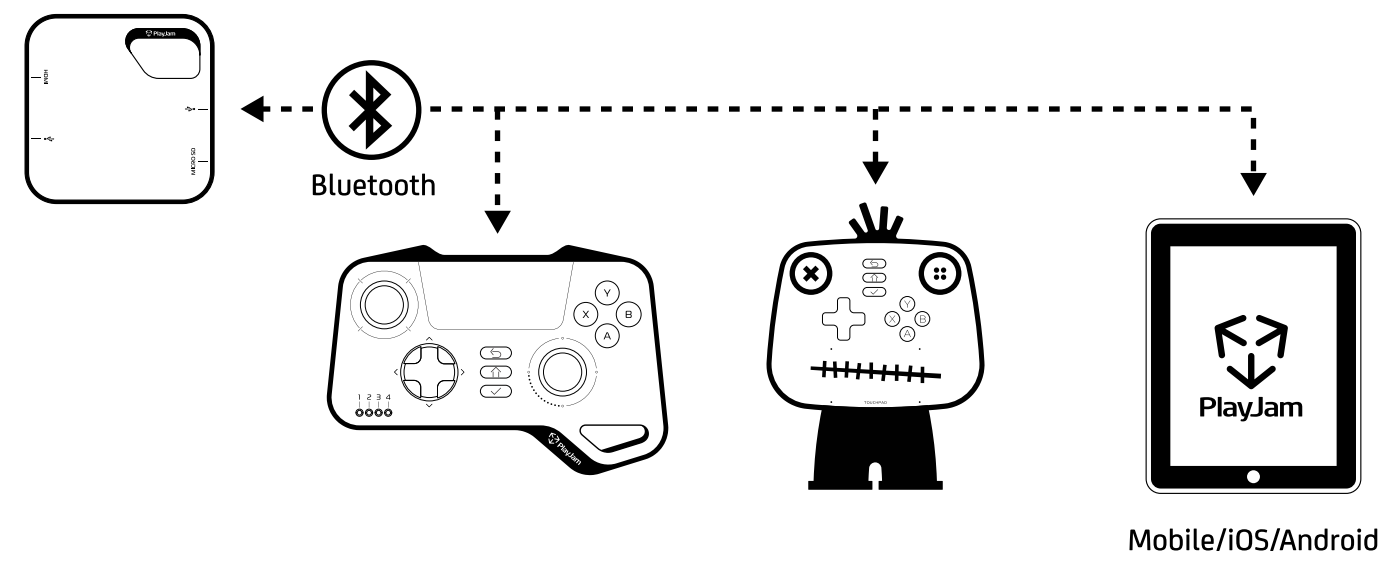
User Manual




1 Plug it in



2 Connect BT controller



3 Set up



Follow on-screen instructions

For more information
www.playjam.com/hardware/setup

Warnings

Whilst every precaution has been taken to ensure your safety, every electrical device should be handled with care at all times. Please follow these guidelines;

- ⚠ Observe ALL warnings, precautions and instructions
- ⚠ Always unplug your PlayJam Console from your TV and switch off power supply when not in use. Store it in a cool, dust free area, out of direct sunlight.
- ⚠ The Console may become warm to the touch; this is normal. Unplug the PlayJam Console's power source and let it cool before removing it from your television.
- ⚠ Do not expose to extreme temperatures or direct sunlight for any length of time. If the PlayJam Console or Controller becomes too hot to touch, unplug it (including all cables) immediately and stop use.
- ⚠ Do not get the device, Controller or any cables wet. If you wish to clean the device, please do so using a dry cloth. Do not expose to liquids, chemicals or fluids as these may damage your device.
- ⚠ Use only the cables and plugs provided with your device to plug the PlayJam console or Controller into a power source. Using other cables or plugs may damage the Console, controller or your television.
- ⚠ Do not open, modify or attempt to tamper with the Controller, internal battery or PlayJam Console. Doing so voids the limited warranty and could harm you, your television or PlayJam device.
- ⚠ Take care when handling the power supply to avoid electric shock.
- ⚠ If you have an epileptic condition or have had any seizure in the past, please consult your doctor before playing. We recommend that parents observe their children while they play video games. If you or your child experience any of the following symptoms: dizziness, altered vision, eye or muscle twitching, involuntary movements, loss of awareness, disorientation, or convulsions, DISCONTINUE USE IMMEDIATELY and consult your doctor.
- ⚠ Play Safe;
 - Children should be supervised whilst playing games and parents are encouraged to monitor children in online activities to ensure safe and responsible internet usage.
 - All users should take regular breaks
 - Don't sit or stand too close to the screen
 - Play in a well-lit room
 - Stop playing if you feel drowsy, fatigued or in any way unwell

Legal Notices

For warranty information please visit www.playjam.com/hardware/warranty

PlayJam and third-party software licenses and end user Notices can be found at www.playjam.com/hardware/licensing Use of PlayJam products constitutes acceptance of, as well as agreement to, those license terms.

For more information about all PlayJam products, What's in the Box and Device Spec. please visit www.playjam.com/hardware

Regulatory Information

Federal Communications Commission Interference Statement

This device complies with part 15 of the FCC Rules. Operation is subject to the following two conditions: (1) This device may not cause harmful interference, and (2) this device must accept any interference received, including interference that may cause undesired operation.

This equipment has been tested and found to comply with the limits for a Class B digital device, pursuant to part 15 of the FCC Rules. These limits are designed to provide reasonable protection against harmful interference in a residential installation. This equipment generates uses and can radiate radio frequency energy and, if not installed and used in accordance with the instructions, may cause harmful interference to radio communications. However, there is no guarantee that interference will not occur in a particular installation.

If this equipment does cause harmful interference to radio or television reception, which can be determined by turning the equipment off and on, the user is encouraged to try to correct the interference by one or more of the following measures:

- Reorient or relocate the receiving antenna.
- Increase the separation between the equipment and receiver.
- Connect the equipment into an outlet on a circuit different from that to which the receiver is connected.
- Consult the dealer or an experienced radio/TV technician for help.

Changes or modifications not expressly approved by the party responsible for compliance could void the user's authority to operate the PlayJam console or Controller and their warranty.

- Model: PJGC002
- FCC ID: 2AATXPJGC002
- IC: 11079A-PJGC002

To satisfy FCC and IC exposure requirements, a separation distance of at least 20 cm should be maintained between the antenna of this device and persons during device operation. Operations at closer than this distance are not recommended.

The antenna used for this transmitter must not be co-located in conjunction with any other antenna or transmitter.

Industry Canada Notices (IC):

This device complies with Industry Canada license-exempt RSS standard(s). Operation is subject to the following two conditions: (1) this device may not cause interference, and (2) this device must accept any interference, including interference that may cause undesired operation of the device

Under Industry Canada regulations, the radio transmitter(s) in this device may only operate using an antenna of a type and maximum (or lesser) gain approved for the transmitter by Industry Canada. To reduce potential radio interference to other users, the antenna type and its gain should be so chosen that the equivalent isotropically radiated power (e.i.r.p.) is not more than that necessary for successful communication.

The radiated output power of the Wireless Device is below the Industry Canada (IC) radio frequency exposure limits. The Wireless Device should be used in such a manner that the potential for human contact during normal operation is minimised.

The Class B digital circuitry of this device complies with Canadian ICES-003.

Avis d'Industrie Canada (IC):

Cet appareil est conforme avec Industrie Canada exempts de licence standard RSS (s). Son fonctionnement est soumis aux deux conditions suivantes: (1) cet appareil ne doit pas provoquer d'interférences et (2) cet appareil doit accepter toute interférence, y compris celles pouvant causer un mauvais fonctionnement de l'appareil.

European Union regulatory notices

CE 0700

Declaration of Conformity

Products bearing the CE marking comply with the following EU Directives as applicable: EN 300 328 v1.8.1; EN 301 489-17 v2.1.1; EN 60950-1:2006/ A11:2009/ A1:2010/ A12:2011 and EN 62479

Compliance with these directives is assessed using applicable European Harmonised Standards.

This device may be operated in all member states of the EU, as well as Switzerland, Norway, Iceland, Liechtenstein and Turkey.

Radio Frequency And Specific Absorption Rate (SAR)

This device complies with the Canada and European Union RF exposure limit set forth for an uncontrolled environment and is safe for intended operation as described in this manual. It is intended to be used normally at a distance of at least 20 cm from the user.

This device meets the U.S. Federal Communications Commission's (FCC) requirements for exposure to radio waves and is designed and manufactured not to exceed the FCC's emission limits for exposure to radiofrequency (RF) energy. The exposure standard for wireless devices employs a unit of measurement known as the Specific Absorption Rate, or SAR. The SAR limit set by the FCC is 1.6 W/kg.

Tests for SAR are conducted using standard operating positions accepted by the FCC with the device transmitting at its highest certified power level in all tested frequency bands

E-Waste



The Waste Electrical and Electronic Equipment (WEEE) Directive

The Waste Electrical and Electronic Equipment (WEEE) Directive requires that all Electrical and Electronic Equipment (EEE), including PlayJam Products, must be marked with the symbol of the crossed-out wheeled bin:

This symbol means that the equipment must not be disposed of as unsorted municipal waste. Disposing of WEEE together with normal waste may pose a risk to the environment and to human health, due to certain substances used in that equipment.

Under the WEEE Directive, each EU Member State is responsible for achieving a high level of collection of WEEE for treatment, recovery and environmentally sound disposal. Before throwing away your equipment, think a minute about how to reduce the amount of WEEE you create. WEEE is taken back free of charge at electrical retail outlets on a one-for-one like-for-like basis. Local authority civic amenity facilities also take back WEEE free of charge. WEEE recycling is free. By simply extending the life of your equipment (you could, for example, reuse it, recover it, or turn it into artwork), you will have reduced waste and helped the EU achieve its objectives. The success of this EU policy will depend on your active contribution in returning your WEEE to the appropriate facilities dedicated to the disposal of such waste. The EU thanks you.

We are committed to providing our customers with information about the chemical substances in our products as required to comply with legal requirements such as RoHS and REACH (Regulation EC No. 1907/2006 of the European Parliament and the Council).

Android is a trademark of Google inc. The Android robot is reproduced or modified from work created and shared by Google and used according to terms described in the Creative Commons 3.0 Attribution License. Portions of this package are reproduced from work created and shared under the Creative Commons 3.0 Attribution licence. The Bluetooth word, mark and logos are all owned by Bluetooth SIG, Inc. HDMI, the HDMI logo and High-Definition Multimedia Interface are trademarks owned by the HDMI Licensing LLC. ©



Information in this document, including URL and other Internet web site references, is subject to change without notice.

©2015 PlayJam Ltd. All rights reserved
www.playjam.com